



승인(협의)번호
제 35007 호

2012 건강검진통계연보



발 간 사

1980년 공무원 및 사립학교교직원 피보험자 건강진단으로 시작된 건강검진은 현재 일반건강검진, 생애전환기건강진단, 영유아건강검진 등 전 국민의 생애를 아우르는 건강검진으로 확대되어 국민건강증진과 질병 예방에 크게 기여하고 있습니다.

또한 건강검진통계연보는 건강검진별 판정현황, 문진, 검사항목별 성적 등의 검진지표를 통해 전 국민 보건지표를 도출하여 각종 보건사회 연구의 기초 자료를 제공하고, 검진 사후관리, 질병예방 등 보건의료 향상을 위한 방향을 제시하고자 작성하고 있습니다.

2008년 통계연보를 시작으로 금년 다섯 번째 건강검진통계연보를 발간하게 되었으며, 지난 2010년 12월에는 통계청으로부터 국가승인통계로 등록되어 공단 통계의 정확성과 신뢰성을 높이는 계기가 되었습니다.

2012년 통계연보에서는 영유아 건강검진 횟수 확대 등 2012년 건강검진 실시기준을 반영하여 장표를 작성하였으며, 건강검진 성적정정 자료 반영을 통해서 오류값을 최소화하고, 통계의 정확성을 확보하였습니다.

건강검진통계연보가 우리나라의 발전된 건강검진제도의 성과를 올바르게 이해하고, 보건의료정책수립에 기여할 수 있는 자료로 활용되기를 기대하며, 앞으로도 통계의 질적 향상 및 다양한 통계자료 생산을 위해 최선을 다하겠습니다.

통계이용자 여러분의 많은 관심과 조언을 부탁드립니다. 감사합니다.

2013년 12월

국민건강보험공단 이사장



PREFACE

Korea Health screening program began with the implementation of health screening for public officials and faculty of private schools in 1980, and the coverage has been expanded into health exams that encompass the entire life cycle of all citizens, currently including General Health Screenings, Life Turning Point Health Examinations, and Health Screenings for Infants, etc. These health screenings contribute immensely to health promotion and disease prevention for our nation's citizens.

And this Statistical Yearbook uses exam indices such as statistics on diagnoses, questionnaire and reports on screening results by item, which serves as the foundational data for various works of social and health research and for developing directions for further improvements in our health and medical services, including follow up measurements and disease prevention.

The National Health Screening Statistical Yearbook began in 2008 and we are now proud to present its fifth annual publication. This yearbook was registered with the National Statistical Office in December 2010 as a body of official state-approved statistics, reinforcing the accuracy and reliability of statistics.

The Statistics Yearbook for 2012 compiled tables reflecting the changes made to the health screening implementation guidelines in 2012. The information also included the updated health screening results to minimize error values and ensure the accuracy of the statistics.

We anticipate that these statistical yearbooks of health examinations will be used to better understand the outcomes of Korea's highly developed health examination system and will contribute to the establishment of health care and medical policies.

We will continue to do our best to improve the quality of the statistics and to generate a wide range of statistical materials. We ask our readers to support our efforts with their continued interest and advice. Thank you.

December 2013

Jong Dae, Kim

President



National Health Insurance Service

작성목적 및 근거법규

- $\frac{1}{2}$ $\frac{1}{2}$
- $\frac{1}{2}$
 $\frac{1}{2}$
- ' \$ \$'
- ## $\frac{1}{2}$) $\frac{1}{2}$ *
- / \$" ##Ž#(($\frac{1}{2}$ \$" ##Ž #Sž \$) fi
- % " ")

건강검진 연혁

- #+ ' " , / $\frac{1}{2}$
fi
- #+ ' # , / # fi Ž $\frac{1}{2}$ $\frac{1}{2}$
/#+) # fi
- #+ ' % , /#(Ž)# fi

Purpose of Preparation & Legal Basis

► Purpose of Preparation

- Offers basic data to be used for establishing medical and healthcare policies and health insurance policies, presenting directions for national policies regarding the improvement of regional health and medical services, including issues such as follow-up care after health examinations and disease prevention, etc
- Identifies the completion rate for each type of health examination and the distribution of results in each health examination item to foster a more accurate understanding of the developed health examination program and to contribute to promoting the health of Korea's citizens

► Legal Basis

- Article 52 of the *National Health Insurance Act* and Article 25 of the Enforcement Ordinance for the same Act
- Article 11 of the *Cancer Control Act*, Article 7, 8 of the Enforcement Ordinance for the same Act
- The Health Screening Implementation Standards (Ministry of Health and Welfare, Notification No. 2011-166, December 27, 2011)
- National Statistical Office Approval No. 35007

History of Health Screening

- 1950 : Collective examination for tuberculosis and parasitic diseases (The first precedent for health examinations; Korean National Tuberculosis Association and Parasitology Association)
- 1951 : Legislation of regulations on school physical examinations (Ministry of Education Decree No. 15) – Examination of physique, physical constitution, and physical strength (Revised in 1971 to physical fitness examinations)
- 1953 : Legislation of the *Labor Standards Act* (Article 71 stipulates mandatory implementation of regularly scheduled health examinations in work places with 16 or more employees)

#+*" ,

#+*# , / fi

#+*% ,

#+** , / fi

#++" ,

#++% ,

#++' , / fi

#++(,

#+++ , æ ç l

S" " " ,

- ▶ 1980 : Implementation of health examinations for public officials, faculty and staff of private schools, and policyholders within the Medical Insurance Corporation
- ▶ 1981 : Legislation of regulations establishing the basis for health examinations for the elderly (*Welfare of the Aged Act*)
- ▶ 1983 : Implementation of Health Examinations for the Elderly
- ▶ 1988 : Implementation of health Screening for dependents of employees and the Hepatitis Prevention Program (Benefits for workplace policyholders are placed under the responsibility of the Ministry of Labor)
- ▶ 1990 : Implementation of screenings for specific types of cancer for policyholders who are public officials or faculty or staff of private schools
- ▶ 1993 : Implementation of health Screening for dependents of policyholders who are public officials or faculty or staff of private schools
- ▶ 1995 : Implementation of health screening for workplace policyholders and regional policyholders(The responsibilities for workplace policyholder health screening are transferred from the Ministry of Labor to the Ministry of Welfare)
- ▶ 1996 : Implementation of screenings for specific types of cancer for workplace policy holders
- ▶ 1999 : Ministry of Health and Welfare Notification establishing the Health Screening Implementation Standards, implementation of the national cancer screening program for Medical Aid recipients
- ▶ 2000 : Implementation of screenings for specific types of cancer for regional policy holders

\$" "# , &"

\$" "\$, \$" ˘

\$" "% , %" ˘

\$" "& , / l fi

\$" "' , /
' " ˘ fi

\$" "(,
\$" ˘

\$" ") , &" l ((/& fi /## fi

\$" "* , /% fi

- ▶ 2001 : Implementation of screenings for specific types of cancer for regional household members aged 40 or more and for dependents
- ▶ 2002 : Expansion of the national cancer screening program to include policy holders with premiums in the lowest 20% range
- ▶ 2003 : Expansion of the national cancer screening program to include policy holders with premiums in the lowest 30% range
- ▶ 2004 : Expansion of the regional coverage for on-site visiting health screening services (health screening → all regions, cancer screenings → regions belonging to *eup, myeon and li* district units)
- ▶ 2005 : Initiation of institutional improvements in the national health screening program (Expansion of the national cancer screening program to include policy holders with premiums in the lowest 50% range)
- ▶ 2006 : Implementation of screening for newly eligible workplace policy holders, reduction of co-payment for screenings of specific types of cancer to 20%
- ▶ 2007 : Implementation of the Life Turning Point Health Examination for individuals aged 40 and aged 66 (April), implementation of the Infant Health Screening Program(November)
- ▶ 2008 : Legislation and promulgation of the *Framework Act on Health Screening* (March)

S" "+ , . /%ž \$Sfi
 , #S ž
 S"* / fi

S" #" , , &
 /S" ĸ #" ĸ fi
 . . /\$ fi

S" ## , / fi
 ,

S" #S , / ((p)# fi
 / fi& ĺ + ĺ \$ ĺ % ĺ & ĺ '
 / fi & ĺ + ĺ #* ĺ %' ĺ &\$ ĺ ' & ĺ ((

- ▶ 2009 : Enforcement of the *Framework Act on Health Screening*, promulgation and enforcement of the Enforcement Decree and Enforcement Regulations (March 22)
 - Establishment of the target diseases for General Health Screening and improvements to the list of items included in the screening test : integration and adjustment of items respectively included in the primary and secondary screening test
 - Publication of the first issue of the *National Health Screening Statistical Yearbook* in 2008 (work responsibilities transferred to the policy research institute in accordance with regulations on the organization of offices)

- ▶ 2010 : Expansion of eligibility for Infant Health Screening : addition of children aged 4
 - Reduction of individual co-payment for cancer screenings (20%→0%)
 - Adjustment of the screening interval for stomach, breast and cervical cancer to conform with the standard screening interval (every 2 years)

- ▶ 2011 : Reinforcement of follow-up care management for Infants Health Screening (Financial support for in-depth examination of developmental assessment in the case of individuals with abnormal findings → expansion of support to low income individuals in the next-higher tier)
 - Five month extension of the dental screening time period for individuals eligible for Infant Health Screening

- ▶ 2012 : Implementation of general health screenings for recipients eligible for medical aid beneficiaries
 - Expansion of age eligibility for Health Screenings for Infants
(Previous) 4 months, 9 months, age 2, age 3, age 4, age 5
→ (Revised) 4 months, 9 months, 18 months, 30 months, 42 months, 54 months, 66 months

일 러 두 기

1. 용 어

ž

#&

ž

#fi 3
#

\$fi 4/ fi
#

ł

%fi
#

&fi . /\$ fi
.

' fi
ł ł ł ł

Explanatory Notes

The terminology and symbols used in the present statistical yearbook are defined as follows.

1. Terminology

A. Health Screening Facility

An facility that performs health screening after becoming designated as an Health Screening Facility according to Article 14 of the Framework Act on Health Screening for the purpose of conducting National Health Screening

B. Criteria for Determining Diagnoses Based on the Results of General Health Screening and Life Turning Point Health Examinations

1) Normal A

Individuals determined to be in sound health based on the results of the 1st step screening test

2) Normal B (Cautionary)

Individuals determined to be normal health based on the results of the first step screening test but who require self-care and preventive measures through improvements in dietary habits and environmental conditions, etc.

3) Suspected Disease – General

Individuals determined to be at risk of developing disease based on the results of the first step screening test and who therefore require follow-up examinations or accurate diagnosis and treatment through a specialized medical institution.

4) Suspected Disease – Hypertension or Diabetes (Individuals Requiring a Second Examination)

Individuals determined to be suspected of experiencing hypertension or diabetes based on the results of the first step screening test and who therefore require treatment and care

5) Individuals Diagnosed with Disease

Individuals diagnosed with hypertension, diabetes, dyslipidemia or tuberculosis and who are currently receiving drug treatment

ž

#fi

• • • •

• • •

ł

\$fi

,

,

,

, / fi

%fi

,

,

,

C. Criteria for Determining Cancer Screening Results

1) Common Criteria

- Patients Previously Diagnosed with Cancer
 - : Patients with stomach, liver, colorectal, breast or cervical cancer who are currently undergoing treatment or who have not experienced a relapse
- Other
 - : Patients with other illnesses or diagnoses unrelated to stomach, liver, colorectal, breast or cervical cancer who require additional examinations, treatment, or observation

2) Stomach Cancer

- Normal : Individuals determined to be free of any abnormal diagnoses based on examination results
- Benign lesion : Cases of benign lesions which nonetheless require additional or regularly scheduled examinations or follow-up observations following treatment
- Suspected Stomach Cancer: Cases of suspected stomach cancer requiring immediate in-depth medical examinations
- Stomach Cancer : Patients diagnosed with a new or recurrent stomach cancer based on histopathologic diagnosis results, requiring immediate treatment

3) Liver Cancer

- Normal : Individuals determined to be free of any abnormalities related to liver cancer based on examination results and who require regularly scheduled examinations
- Benign Lesions : Patients diagnosed with benign forms of lesions but who nonetheless require additional or regularly scheduled examinations or follow-up observations following treatment
- Suspected Liver Cancer : Cases of suspected liver cancer requiring immediate in-depth medical examinations

&fi

,

,

,

,

,

, / fi

' fi

, / fi

,

,

, / fi l
/ fi

(fi

,

4) Colorectal Cancer

- Negative : Individuals who have received a negative diagnosis based on Fecal Occult Blood Test (FOBT) results
- Positive : Individuals who have received a positive diagnosis based on Fecal Occult Blood Test (FOBT) results
- Normal : Individuals determined to be free of any abnormalities based on examination results
- Benign Lesions: Patients diagnosed with benign forms of lesions but who nonetheless require additional or regularly scheduled examinations or follow-up observations following treatment
- Suspected Colorectal Cancer: Cases of suspected colorectal cancer requiring immediate in-depth medical examinations
- Colorectal Cancer: Patients diagnosed with a new or recurrent colorectal cancer based on histopathologic diagnosis results, requiring immediate treatment

5) Breast Cancer

- Normal : Individuals determined to be free of any abnormalities based on examination results (including cases of dense breast without any other abnormal findings)
- Benign Lesions: Benign lesions or other illnesses unrelated to cancer that do not require any additional examinations
- Suspected Breast Cancer: Cases of suspected breast cancer requiring immediate in-depth medical examinations
- Deferred Diagnosis: Cases in which a diagnosis cannot be made based on mammography (or it is difficult to determine a diagnosis) and therefore requiring additional examinations, comparison to previous mammograms, or observation (excluding simple cases of dense breast)

6) Cervical Cancer

- Normal: Individuals determined to be free of any abnormalities based on examination results

‘ / fi ‘ ,

,

,

2. 부 호

" Û Û Û Û Û Û Û Û Û Û
Ž Û Û Û Û Û Û Û Û Û Û

※ 2012 건강검진통계연보는 건강보험 대상자를 기준으로 작성한 자료이니 이점 참고하여
활용하시기 바랍니다.(의료급여수급권자 자료는 제외)

※ 이 연보에 수록된 자료에 대하여 궁금한 사항이 있는 경우, 「국민건강보험공단 건강보험
정책연구원 통계분석팀」(☎ 02-3270-9843~8, 홈페이지 <http://www.nhis.or.kr>)으로 문의
하시기 바랍니다.

- Inflammatory or Infectious Disease
 - : In cases of inflammatory or infectious disease recorded as ‘negative’ in the ‘disease-specific diagnosis (cytological diagnosis)’section of the cancer screening result report, any additional medical opinions shall be recorded as given
- Epithelial Cell Abnormalities
 - : Cases which are likely benign lesions but pose the risk of progressing into cervical cancer, requiring immediate additional examinations or regularly scheduled examinations or follow-up observations after treatment.
- Suspected Cervical Cancer
 - : Cases suspected to be cervical cancer requiring immediate additional examinations

2. Signs

- 0Û less than unit
-Û not applicable

Please note that statistical information included in the 2012 National Health Screening Statistical Yearbook was compiled based only on data for individuals eligible for health insurance (excluding individuals eligible to receive medical aid beneficiaries)

Ask for more information on data listed in this yearbook at 「Statistical Analysis Team of the Health Insurance Policy Research Center, National Health Insurance Service」

(02-3270-9843~8, website <http://www.nhis.or.kr>)

차 례

제도 소개 및 개요

S" #S () j j j j
S" #S () ^[[

제 I 편 일반건강검진

Ž# . . () &
Ž\$ / fi () \$&
Ž% / fi () \$'
Ž& . . # () \$(
Ž' # / fi () ((
Ž(# / fi () (*
Ž) . . # 4 () "
Ž* # 4 () +"
Ž+ . . # () +\$
Ž#" # () ##\$
Ž## . . # () ##%
Ž#\$ # () #%%

Table of Contents

Introduction and Overview

| | |
|--|-------|
| 2011 National Health Screening Statistical Yearbook Introduction | jjj j |
| 2011 National Health Screening Statistical Yearbook Overview | liii |

Chapter I . General Health Screening

| | | |
|-----------|---|-----|
| Table -1 | General Health Screening Beneficiaries and Statistics on the Number of Examinees by District and Gender | 4 |
| Table -2 | General Health Screening Beneficiaries and Statistics on the Number of Examinees by Age and Gender (Total) | 24 |
| Table -3 | General Health Screening Beneficiaries and Statistics on the Number of Examinees by Age and Gender (Foreigner) | 25 |
| Table -4 | Statistics on First Diagnoses Based on General Health Screening by District and Gender | 26 |
| Table -5 | Statistics on First Diagnoses Based on General Health Screening by Age and Gender (Total) | 66 |
| Table -6 | Statistics on First Diagnoses Based on General Health Screening by Age and Gender (Foreigner) | 68 |
| Table -7 | Detailed Statistics on First Diagnoses of Normal B Status Based on General Health Screening by District and Gender | 70 |
| Table -8 | Detailed Statistics on First Diagnoses of Normal B Status Based on General Health Screening by Age and Gender | 90 |
| Table -9 | Detailed Statistics on First Diagnoses of Suspected Disease Status Based on General Health Screening by District and Gender | 92 |
| Table -10 | Detailed Statistics on First Diagnoses of Suspected Disease Status Based on General Health Screening by Age and Gender | 112 |
| Table -11 | Detailed Statistics on Patients with Disease Based on First Diagnoses in General Health Screening by District and Gender | 113 |
| Table -12 | Detailed Statistics on Patients with Disease Based on First Diagnoses in General Health Screening by Age and Gender | 133 |

Ž # % . . / fñ () # % &
 Ž # & . . \$ / l fñ () # &
 Ž # \$ / l fñ () # + &

제 II 편 암검진

Ž # . . () # + *
 Ž \$ () \$ % *
 Ž % . . () \$ % "
 Ž & () \$ ("
 Ž ' . . () \$ (\$
 Ž (() % " \$
 Ž) . . () % " &
 Ž * () % \$ &
 Ž + . . () % \$ (
 Ž # " () % % %
 Ž ## . . () % % &
 Ž # \$ () % & #

| | | | |
|-------|-----|---|-----|
| Table | -13 | Results of Mental Examinations in General Health Screening by District and Gender (Cognitive Dysfunctions) | 134 |
| Table | -14 | Statistics on Secondary Diagnoses Based on General Health Screening by District and Gender (Diabetes, Hypertension) | 174 |
| Table | -15 | Statistics on Secondary Diagnoses Based on General Health Screening by Age and Gender (Diabetes, Hypertension) | 194 |

Chapter II. Cancer Screening

| | | | |
|-------|-----|--|-----|
| Table | -1 | Statistics on Cancer Screening Target Recipients and Number of Screened Examinees by District and Gender | 198 |
| Table | -2 | Statistics on Cancer Screening Target Recipients and Number of Screened Examinees by Age and Gender | 238 |
| Table | -3 | Statistics on Stomach Cancer Screening Diagnoses by District and Gender | 240 |
| Table | -4 | Statistics on Stomach Cancer Screening Diagnoses by Age and Gender | 260 |
| Table | -5 | Statistics on Colorectal Cancer Screening Diagnoses by District and Gender .. | 262 |
| Table | -6 | Statistics on Colorectal Cancer Screening Diagnoses by Age and Gender .. | 302 |
| Table | -7 | Statistics on Liver Cancer Screening Diagnoses by District and Gender | 304 |
| Table | -8 | Statistics on Liver Cancer Screening Diagnoses by Age and Gender | 324 |
| Table | -9 | Statistics on Breast Cancer Screening Diagnoses by District | 326 |
| Table | -10 | Statistics on Breast Cancer Screening Diagnoses by Age | 333 |
| Table | -11 | Statistics on Cervical Cancer Screening Diagnoses by District | 334 |
| Table | -12 | Statistics on Cervical Cancer Screening Diagnoses by Age | 341 |

제 III 편 생애 전환기건강진단

[illegible]

Chapter III. Life Turning Point Health Examination

| | | | |
|-------|-----|--|-----|
| Table | -1 | Statistics on Eligible Beneficiaries of Life Turning Point Health Examinations and Number of Examinees by District and Gender | 346 |
| Table | -2 | Statistics on First Diagnoses Based on Life Turning Point Health Examinations by District and Gender (Age 40) | 366 |
| Table | -3 | Statistics on First Diagnoses Based on Life Turning Point Health Examinations by District and Gender (Age 66) | 406 |
| Table | -4 | Detailed Statistics on First Diagnoses of Normal B Status Based on Life Turning Point Health Examinations by Province and Gender (Age 40) | 446 |
| Table | -5 | Detailed Statistics on First Diagnoses of Normal B Status Based on Life Turning Point Health Examinations by Province and Gender (Age 66) | 450 |
| Table | -6 | Detailed Statistics on First Diagnoses of Suspected Disease Based on Life Turning Point Health Examinations by Province and Gender (Age 40) | 454 |
| Table | -7 | Detailed Statistics on First Diagnoses of Suspected Disease Based on Life Turning Point Health Examinations by Province and Gender (Age 66) | 458 |
| Table | -8 | Detailed Statistics on First Diagnoses of Patients with Diseases Based on Life Turning Point Health Examinations by Province and Gender (Age 40) | 462 |
| Table | -9 | Detailed Statistics on First Diagnoses of Patients with Diseases Based on Life Turning Point Health Examinations by Province and Gender (Age 66) | 464 |
| Table | -10 | Results of Mental Examination within the Life Turning Point Health Examinations by Province and Gender (Mood States and Depression) | 466 |
| Table | -11 | Results of Mental Examination within the Life Turning Point Health Examinations by Province and Gender (Cognitive Dysfunctions, Age 66) | 470 |
| Table | -12 | Evaluation Results Regarding Elderly Individuals' Capability to Conduct Daily Life Tasks and Physical Functions Based on Life Turning Point Health Examinations by Province and Gender (Age 66, Primary) | 472 |
| Table | -13 | Statistics on Secondary Diagnoses Based on Life Turning Point Health Examinations by Province and Gender (Age 40) | 476 |
| Table | -14 | Statistics on Secondary Diagnoses Based on Life Turning Point Health Examinations by Province and Gender (Age 66) | 478 |
| Table | -15 | Lifestyle Assessment Based on Life Turning Point Health Examinations by Province and Gender (Age 40, Secondary) | 480 |
| Table | -16 | Lifestyle Assessment Based on Life Turning Point Health Examinations by Province and Gender (Age 66, Secondary) | 484 |

제 IV 편 영유아건강검진

| | | | | | |
|-----|---|---|-----|----|-----|
| Ž# | · | · | () | &+ | \$ |
| Ž\$ | | | () | ' | %\$ |
| Ž% | · | · | () | ' | &" |

제 V 편 구강검진

| | | | |
|-----|---|------------|------|
| Ž# | · | () | \$& |
| Ž\$ | | () | \$' |
| Ž% | · | () | \$(|
| Ž& | | () | \$(* |
| Ž' | · | /&" fi () | (%" |
| Ž(| · | /((fi () | (%\$ |
| Ž) | · | () | (%& |

제 VI 편 문진

제 VI-1표 일반건강검진 문진

| | | | | | | |
|-------|---|---|---|----|-----|----|
| Ž#Ž# | · | / | ł | fi | () | &" |
| Ž#Ž\$ | | / | ł | fi | () | && |
| Ž#Ž% | · | | | | () | &* |

Chapter IV. Health Screenings for Infants

| | | | |
|-------|----|--|-----|
| Table | -1 | Statistics on Eligibility for Health Screenings for Infants and Number of Examinees by District and Gender | 492 |
| Table | -2 | Statistics on Results of Health Screenings for Infants | 532 |
| Table | -3 | Statistics on Comprehensive Diagnoses Based on Health Screenings for Infants by District and Gender | 540 |

Chapter V. Dental Screening

| | | | |
|-------|----|---|-----|
| Table | -1 | Statistics on Eligible Beneficiaries of Dental Screening and Number of Examinees by Province and Gender | 624 |
| Table | -2 | Statistics on Eligible Beneficiaries of Dental Screening and Number of Examinees by Age and Gender | 625 |
| Table | -3 | Statistics on Comprehensive Dental Screening Diagnoses Based on General Health Screening by Province and Gender | 626 |
| Table | -4 | Statistics on Comprehensive Dental Screening Diagnoses Based on General Health Screening by Age and Gender | 628 |
| Table | -5 | Statistics on Comprehensive Dental Screening Diagnoses Based on Life Turning Point Health Examinations by Province and Gender (Age 40) | 630 |
| Table | -6 | Statistics on Comprehensive Dental Screening Diagnoses Based on Life Turning Point Health Examinations by Province and Gender (Age 66) | 632 |
| Table | -7 | Statistics on Comprehensive Dental Screening Diagnoses Based on Health Screenings for Infants by Province and Gender | 634 |

Chapter VI. Questionnaire for Health Screening

| | | | |
|-------|------|---|-----|
| Table | -1 | Questionnaire for General Health Screening | |
| Table | -1-1 | Illness History (Past Personal History, Family Health History) Related Questions by Province and Gender | 640 |
| Table | -1-2 | Illness History (Past Personal History, Family Health History) Related Questions by Age and Gender | 644 |
| Table | -1-3 | Smoking Related Questions by Province and Gender | 648 |























| | | | |
|-------|------|---|-----|
| Table | -1-4 | Smoking Related Questions by Age and Gender | 650 |
| Table | -1-5 | Alcohol Drinking Related Questions by Province and Gender | 652 |
| Table | -1-6 | Alcohol Drinking Related Questions by Age and Gender | 654 |
| Table | -1-7 | Physical Activity (Exercise) Related Questions by Province and Gender ... | 656 |
| Table | -1-8 | Physical Activity (Exercise) Related Questions by Age and Gender | 658 |

Table -2 Questionnaire for Cancer Screening




















| | | | |
|-------|------|--|-----|
| Table | -2-1 | Common Cancer Screening Questions by Province and Gender (Status of Screening Experience and Time Period of Screening) | 660 |
| Table | -2-2 | Common Cancer Screening Questions by Age and Gender (Status of Screening Experience and Time Period of Screening) | 664 |
| Table | -2-3 | Interview Questions Related to Stomach Cancer, Colorectal Cancer and Liver Cancer by Province and Gender | 668 |
| Table | -2-4 | Interview Questions Related to Stomach Cancer, Colorectal Cancer and Liver Cancer by Age and Gender | 671 |
| Table | -2-5 | Interview Questions Related to Breast Cancer and Cervical Cancer by Province | 674 |
| Table | -2-6 | Interview Questions Related to Breast Cancer and Cervical Cancer by Age | 678 |

Chapter VII. Reports on Screening Tests by Item

| | | | |
|-------|----|--|-----|
| Table | -1 | Statistics on Body Mass Distribution by Province | 686 |
| Table | -2 | Statistics on Body Mass Distribution by Age | 687 |
| Table | -3 | Statistics on Waist Circumference Distribution by Province | 688 |
| Table | -4 | Statistics on Waist Circumference Distribution by Age | 689 |
| Table | -5 | Statistics on Eyesight Distribution by Province | 690 |
| Table | -6 | Statistics on Eyesight Distribution by Age | 692 |

| | | | |
|-------|---|--|--------|
| Ž) | . |  | (+& |
| Ž* | |  | (+' |
| Ž+ | . |  | (+(|
| Ž# | |  | (+) |
| Ž## | . |  | (+* |
| Ž#S | |  | (++ |
| Ž#% | . |  |) " " |
| Ž#& | |  |) " # |
| Ž# | . |  |) " \$ |
| Ž#(| |  |) " % |
| Ž#) | . |  |) " & |
| Ž#* | |  |) " ' |
| Ž#+ | . |  |) " (|
| Ž\$" | . |  |) ") |
| Ž\$# | . |  |) " * |
| Ž\$\$ | |  |) " + |
| Ž\$% | . |  |) #" " |
| Ž\$& | . |  |) ## |
| Ž\$' | . |  |) #\$ |
| Ž\$(| |  |) #% |
| Ž\$) | . |  |) #& |
| Ž\$* | |  |) # |

| | | | |
|-------|-----|--|-----|
| Table | -7 | Statistics on Diastolic Blood Pressure Distribution by Province | 694 |
| Table | -8 | Statistics on Diastolic Blood Pressure Distribution by Age | 695 |
| Table | -9 | Statistics on Systolic Blood Pressure Distribution by Province | 696 |
| Table | -10 | Statistics on Systolic Blood Pressure Distribution by Age | 697 |
| Table | -11 | Statistics on Urine Protein Distribution by Province | 698 |
| Table | -12 | Statistics on Urine Protein Distribution by Age | 699 |
| Table | -13 | Statistics on Hemoglobin Distribution by Province | 700 |
| Table | -14 | Statistics on Hemoglobin Distribution by Age | 701 |
| Table | -15 | Statistics on the Distribution of Fasting Blood Glucose by Province | 702 |
| Table | -16 | Statistics on the Distribution of Fasting Blood Glucose by Age | 703 |
| Table | -17 | Statistics on Total Cholesterol Distribution by Province | 704 |
| Table | -18 | Statistics on Total Cholesterol Distribution by Age | 705 |
| Table | -19 | Statistics on HDL Cholesterol Distribution by Province | 706 |
| Table | -20 | Statistics on HDL Cholesterol Distribution by Age | 707 |
| Table | -21 | Statistics on Triglyceride Distribution by Province | 708 |
| Table | -22 | Statistics on Triglyceride Distribution by Age | 709 |
| Table | -23 | Statistics on LDL Cholesterol Distribution by Province | 710 |
| Table | -24 | Statistics on LDL Cholesterol Distribution by Age | 711 |
| Table | -25 | Statistics on Serum Creatinine Distribution by Province | 712 |
| Table | -26 | Statistics on Serum Creatinine Distribution by Age | 713 |
| Table | -27 | Statistics on the Distribution of Glomerular filtration rate by Province | 714 |
| Table | -28 | Statistics on the Distribution of Glomerular filtration rate by Age | 715 |

| | | | |
|------|---|------------|---|
| Ž\$+ | · | 3EF/E9AFfi | ()) # |
| Ž%" | | 3EF/E9AFfi | ()) # |
| Ž%# | · | 3>F/E9BFfi | ()) #* |
| Ž%\$ | | 3>F/E9BFfi | ()) #+ |
| Ž%& | · | | ()) \$" |
| Ž%& | | | ()) \$# |
| Ž% | · | | ()) \$\$ |
| Ž%(| | | ()) \$% |
| Ž%& | · | \$ | ()) \$& |
| Ž%* | | \$ | ()) \$' |
| Ž%+ | · | \$ | ()) \$(|
| Ž%&" | | \$ | ()) \$) |
| Ž%# | · | \$ | ()) \$* |
| Ž%\$ | | \$ | ()) \$+ |
| Ž%& | · | | ()) %" |
| Ž%& | · | | / fi ()) %# |
| Ž%& | · | | / fi ()) %\$ |
| Ž%&(| · | | / fi ()) %& |
| Ž%&) | · | | / fi ()) %& |

| | | | |
|-------|-----|---|-----|
| Table | -29 | Statistics on AST(SGOT) Distribution by Province | 716 |
| Table | -30 | Statistics on AST(SGOT) Distribution by Age | 717 |
| Table | -31 | Statistics on ALT(SGPT) Distribution by Province | 718 |
| Table | -32 | Statistics on ALT(SGPT) Distribution by Age | 719 |
| Table | -33 | Statistics on Gamma GTP Distribution by Province | 720 |
| Table | -34 | Statistics on Gamma GTP Distribution by Age | 721 |
| Table | -35 | Statistics on the Distribution of Chest X-Ray Results by Province | 722 |
| Table | -36 | Statistics on the Distribution of Chest X-Ray Results by Age | 723 |
| Table | -37 | Statistics on the Distribution of Diastolic Blood Pressure Based on 2nd Step Confirmative test by Province | 724 |
| Table | -38 | Statistics on the Distribution of Diastolic Blood Pressure Based on 2nd Step Confirmative test by Age | 725 |
| Table | -39 | Statistics on the Distribution of Systolic Blood Pressure Based on 2nd Step Confirmative test by Province | 726 |
| Table | -40 | Statistics on the Distribution of Systolic Blood Pressure Based on 2nd Step Confirmative test by Age | 727 |
| Table | -41 | Statistics on the Distribution of Fasting Blood Glucose Based on 2nd Step Confirmative test by Province | 728 |
| Table | -42 | Statistics on the Distribution of Fasting Blood Glucose Based on 2nd Step Confirmative test by Age | 729 |
| Table | -43 | Statistics on the Distribution of Bone Density by Province | 730 |
| Table | -44 | Statistics on the Distribution of Average Height Based on General Health Screening by Province, age and gender | 731 |
| Table | -45 | Statistics on the Distribution of Average Height Based on Health Screenings for Infants by Province, month and gender | 732 |
| Table | -46 | Statistics on the Distribution of Average Weight Based on General Health Screening by Province, age and gender | 733 |
| Table | -47 | Statistics on the Distribution of Average Weight Based on Health Screenings for Infants by Province, month and gender | 734 |

부 록

| | | |
|---------|---------|-------|
| #ž | |) %* |
| \$ž | · |) &" |
| %ž | · |) &# |
| &ž | /A756fi |) &\$ |
| ' ž | /A756fi |) &% |
| (Ž #ž | /A756fi |) && |
| (Ž \$ž | /A756fi |) && |

Appendix

| | |
|---|-----|
| 1. Statistics on Payment of Health Screening Costs by the Type of Health Screening Facilities | 738 |
| 2. Statistics on Health Screening Facilities by Province | 740 |
| 3. Statistics on Health Screening Facilities by the type of Health Screening | 741 |
| 4. Statistics on Tobacco Consumption (OECD) | 742 |
| 5. Statistics on Alcohol Consumption (OECD) | 743 |
| 6-1. Statistics on Obese population, Measured (OECD) | 744 |
| 6-2. Statistics on Overweight or Obese population, Measured (OECD) | 744 |

I . 2012 건강검진통계연보 제도 소개

2012년도 건강검진 소개

1. 목적

- 생활습관성 질환인 고혈압, 당뇨병, 이상지질혈증 등 **심뇌혈관질환 예방과 5대 암을 조기에 발견하여 치료**토록 함으로써 국민건강 수준의 향상과 국민의료비 절감
- 생애전환기건강진단 및 영유아건강검진 등 맞춤형 건강서비스 제공과 철저한 검진기관 관리를 통한 검진의 질 향상으로 **가입자의 수검 만족도 제고**
- 국민의 건강을 책임지는 세계 최고의 건강보장기관으로서 중추업무인 **건강검진사업의 확고한 기반 구축**

2. 실시범위

가. 일반건강검진 : 1차검진 및 2차검진

- ※ 2차검진은 1차검진 결과 고혈압, 당뇨병 질환의심 또는 만 70세, 만 74세 중 인지기능장애 고위험군 판정자가 대상

나. 생애전환기건강진단 : 1차검진 및 2차검진

- ※ 2차검진은 1차검진 수검자 전체가 대상

다. 암검진 : 위암, 유방암, 대장암, 간암, 자궁경부암

- ※ 국가암 검진사업 병행 실시

라. 영유아건강검진 : 총 10회(일반검진 7회, 구강검진 3회) 실시

마. 기타 위탁사업 : 의료급여수급자에 대한 국가암 검진사업, 일반건강검진, 생애전환기 건강진단, 영유아건강검진

Introduction to the 2012 Health Screening Program

1. Objectives

- To improve the health of citizens and reduce their health care costs through the prevention of cardio-cerebrovascular diseases affected by lifestyle habits such as hypertension, diabetes and dyslipidemia, etc. and the early detection of five major forms of cancer
- To enhance user satisfaction among policyholders by improving the quality of examinations, by means of providing customized health services such as Life Turning Point Health Examinations and Health Screenings for Infants and implementing strict management oversight of health screening facilities
- To establish a solid foundation for the National Health Screening Service as a core task of this institution responsible for providing the highest standard of health security in the world for this country's citizens

2. Scope of Implementation

- A. General Health Screening :** The 1st step screening test and 2nd step confirmative test
- ※ The second step confirmative test is performed on individuals who have been diagnosed to be suspected of hypertension, diabetes during the first step screening test or individuals aged 70 or 74 who have been classified as belonging to the high risk group for cognitive dysfunction
- B. Life Turning Point Health Examinations :** First examination and second examination
- ※ The second examination is performed on all individuals who received the first examination
- C. Cancer Screening :** Stomach Cancer, Breast Cancer, Colorectal Cancer, Liver Cancer, Cervical Cancer
- ※ The cancer screenings are implemented in conjunction with the National Cancer Screening Program
- D. Health Screenings for Infants :** A total of 10 screening tests (7 general screening tests, 3 dental screening tests) are performed
- E. Other Commissioned Programs :** National Cancer Screening Program for Beneficiaries of Medical Aid, General Health Screening, Life Turning Point Health Examinations, Health Screenings for Infants

3. 실시대상

가. 일반건강검진

| 구 분 | 대 상 | 실시주기 |
|--------|---|-----------------------------|
| 지역가입자 | · 세대주 및 만40세 이상(1972.12.31 이전 출생자) 세대원 중 짝수년도 출생자 | · 2년에 1회 |
| 직장가입자 | · 비사무직 근로자 전체 · 사무직 근로자중 격년제 실시에 따른 2012년도 대상자 | · 비사무직 1년 1회 · 사무직 2년 1회 |
| 직장피부양자 | · 만40세 이상(1972.12.31 이전 출생자) 직장피부양자 중 짝수년도 출생자 | · 2년에 1회 |

- ※ 1. 대상자는 직역 또는 자격 변경 등으로 변동 가능
 2. 일반건강검진 대상자 중 만40세('72년도 출생자)와 만66세('46년도 출생자) 해당자는 생애전환기 건강진단 대상이 됨

나. 생애전환기건강진단

| 구 분 | 대 상 |
|--------|---|
| 지역가입자 | · 만40세(1972년 출생자), 만66세(1946년 출생자)에 해당하는 지역세대주 및 지역세대원 |
| 직장가입자 | · 만40세(1972년 출생자), 만66세(1946년 출생자)에 해당하는 근로자(사무직, 비사무직 구분 없음) |
| 직장피부양자 | · 만40세(1972년 출생자), 만66세(1946년 출생자)에 해당하는 직장피부양자 |

- ※ 사무직 직장가입자인 경우 '11년도 일반건강검진을 받은 경우라도 '12년도 생애전환기 건강진단 대상이 되며, '13년도 직장가입자 일반건강검진 대상에서는 제외됨

3. Eligibility

A. General Health Screening

| Category | Eligibility | Frequency |
|--------------------------------|--|--|
| Regional Policyholders | · Heads of households and members of households aged 40 or older (born prior to Dec 31, 1972) who were born in an even-numbered year | · Once every 2 years |
| Employment-Based Policyholders | · All employees in non-office work · Employees in office-work who are eligible for examinations in 2012 according to the alternating year system. | · Non-office workers : once a year · Office-workers: once every 2 years |
| Employee Dependents | · Employee Dependents aged 40 or older (born prior to Dec 31, 1972) who were born in an even-numbered year | · Once every 2 years |

- ※ 1. Eligibility status may change according to changes in the individual's job category or other qualifying conditions
2. Individuals eligible for General Health Screening who are age 40 (born in 1972) or age 66 (born in 1946) Individuals meeting these conditions are eligible to receive the Life Turning Point Health Examination

B. Life Turning Point Health Examinations

| Category | Eligibility |
|--------------------------------|--|
| Regional Policyholders | · Heads of households in the region and members of households in the region aged 40 (Born in 1972) or aged 66 (Born in 1946) |
| Employment-Based Policyholders | · Employees aged 40 (Born in 1972) or aged 66 (Born in 1946) (Regardless of whether the employee is an office worker or a non-office worker) |
| Employee Dependents | · Employee dependents aged 40 (Born in 1972) or aged 66 (Born in 1946) |

- ※ Employment-Based Policyholders who are office workers are eligible to receive the Life Turning Point Health Examination in 2011 even if they have received the General Health Screening in 2012, but are excluded from Employment-Based Policyholders General Health Screening in 2013

다. 암검진

| 구 분 | 검진주기 | 대 상 |
|-------|------|---|
| 위 암 | 2년 | · 만 40세 이상인 자(1972.12.31 이전 출생자) |
| 간 암 | 1년 | · 전 2년간 보험급여내역 간암발생고위험군(간경변증, 만성 간 질환자 등) 중 만 40세 이상인 자 · 과년도 일반건강검진 B형 간염표면항원검사 또는 C형 간염 바이러스 항체 HCV Antibody 검사 결과가 '양성'인자 중 만 40세 이상인 자 단, 전 2년간 아래 상병으로 의료이용을 한 경우 제외 - C22.0에 해당하는 간세포 암종, 간세포성 암종, 간암 - C22.1에 해당하는 간내담관 암종, 담관암종 |
| 대장암 | 1년 | · 만 50세 이상인 자(1962.12.31 이전 출생자) |
| 유방암 | 2년 | · 만 40세 이상인 여성(1972.12.31 이전 출생자) |
| 자궁경부암 | 2년 | · 만 30세 이상인 여성(1982.12.31 이전 출생자) |

- ※ 1. 짝수년도 출생 직장가입자는 연령 및 암 종별 검진주기 해당자를 대상자로 선정
2. 홀수년도 출생 직장가입자는 연령 및 1년 주기 암 종의 해당자를 대상자로 선정
3. 2012년도 일반검진 대상자인 사무직 직장가입자 중 홀수년도 출생자 중 2011년에 일반검진 및 암 검진 대상자로 선정된 적이 없는 경우 해당 암종 대상자로 선정

라. 영유아건강검진 ... 생후 4개월부터 71개월까지 건강보험가입자와 피부양자 전체

| 구 분 | 대 상 | 구 분 | 대 상 |
|-----|------------|-----|------------|
| 1차 | 생후 4~6개월 | 5차 | 생후 42~48개월 |
| 2차 | 생후 9~12개월 | 6차 | 생후 54~60개월 |
| 3차 | 생후 18~24개월 | 7차 | 생후 66~71개월 |
| 4차 | 생후 30~36개월 | | |

※ '12년도 출생자 및 직역변동 등에 따라 변경될 수 있음

C. Cancer Screening

| Category | Period | Eligibility |
|-------------------|---------|---|
| Stomach Cancer | 2 years | · Individuals aged 40 or older (Born prior to Dec 32, 1972) |
| Liver Cancer | 1 year | · Individuals aged 40 or over who have been classified as belonging to the high-risk group for liver cancer according to the statement of insurance benefits for the previous two years (patients with cirrhosis, chronic liver disease, etc.) · Individuals aged 40 or over who have been diagnosed with positive results in the Hepatitis B Surface Antigen Test or in the Hepatitis C Virus HCV Antibody Test during the General Health Examination in the previous year. Note, however, that individuals who have used medical services for the following diseases during the previous two years are excluded – Liver cell carcinoma, hepatocellular carcinoma and liver cancer classified as C22.0 – Intrahepatic bile duct carcinoma and Cholangiocarcinoma classified as C22.1 |
| Colorectal Cancer | 1 year | · Individuals aged 50 or older (Born prior to Dec 31, 1962) |
| Breast Cancer | 2 years | · Women aged 40 or older (Born prior to Dec 31, 1972) |
| Cervical Cancer | 2 years | · Women aged 30 or older (Born prior to Dec 31, 1982) |

- ※ 1. Employment-based policyholders who were born in an even-numbered year are eligible to receive screening for types of cancer corresponding to their age criteria
2. Employment-based policyholders who were born in an odd-numbered year are eligible to receive screening for types of cancer that are screened once a year
3. Employment-based policyholders in office-work who are eligible to receive the General Health Screening in 2012 and who were born in an odd-numbered year are eligible but were not considered eligible for general screening and cancer screening in 2011 are eligible to receive screenings for applicable cancer

D. Health Screenings for Infants

- All health insurance policyholders and their dependents between 4 months and 71 months since birth

| Category | Eligibility | Category | Eligibility |
|----------|----------------------------------|----------|----------------------------------|
| 1st | Between 4~6 months after birth | 5th | Between 42~48 months after birth |
| 2nd | Between 9~12 months after birth | 6th | Between 54~60 months after birth |
| 3rd | Between 18~24 months after birth | 7th | Between 66~71 months after birth |
| 4th | Between 30~36 months after birth | | |

- ※ Eligibility may no longer apply to individuals born in 2012 or in cases where changes have occurred in the policyholder's job category

4. 건강검진 주요항목 및 비용부담

가. 건강검진 실시기준(고시)에서 정한 검사항목에 대하여 실시

| 구 분 | 검진종류 | 검진항목 |
|---------------|-------|---|
| 일반 건강검진 | 1차 | · 문진 및 체위검사, 흉부방사선검사, 혈액검사(공복혈당, 콜레스테롤 등), 요검사, 구강검진 등 |
| | 2차 | · 고혈압, 당뇨병 의심자 및 인지기능장애 고위험군에 대한 검진결과 상담 및 보건교육 등 |
| 생애전환기 건강진단 | 1차 | 만40세 · 진찰 및 상담, B형 간염항원, 항체검사 등 |
| | | 만66세 · 진찰 및 상담, 골밀도검사, 노인신체기능검사 등 |
| | 2차 | 만40세 · 고혈압, 당뇨 확진검사, 건강진단결과 및 건강위험평가 상담, 정신건강검사(우울증), 생활습관검사(평가 및 처방) |
| | | 만66세 · 만 40세와 동일+정신건강검사(인지기능장애)항목 추가 |
| 암 검진 | 위 암 | · 위장조영검사, 위내시경검사, 조직검사 |
| | 유방암 | · 유방촬영(양측) |
| | 대장암 | · 분변잠혈반응검사,대장이중조영검사,대장내시경검사,조직검사 |
| | 간암 | · 간초음파검사, 혈청알파태아단백검사 |
| | 자궁경부암 | · 자궁경부세포검사 |
| 영유아 건강검진 | 1차 | 건강검진 · 신체계측(신장,체중,머리둘레),청각,시각 등 문진 및 진찰, 건강교육(안전사고예방,수면,영양) |
| | 2차 | 건강검진 · 신체계측(신장,체중,머리둘레),청각,시각 등 문진 및 진찰, 발달선별검사및평가,건강교육(안전사고예방,영양,구강) |
| | 3차 | 건강검진 · 2차검진과 동일. 단, 건강교육 항목 일부 변경 (안전사고예방, 영양, 대소변가리기) |
| | | 구강검진 · 구강검진(문진, 시진, 구강보건교육) |
| | 4차 | 건강검진 · 2차검진과 동일. 단, 건강교육 항목 일부 변경 (안전사고예방, 영양, 정서 및 사회성) |
| | 5차 | 건강검진 · 2차검진과 동일. 단, 건강교육 항목 일부 변경 (안전사고예방, 영양, 개인위생) |
| | | 구강검진 · 3차 구강검진과 동일 |
| | 6차 | 건강검진 · 2차검진과 동일. 단, 건강교육 항목 일부 변경 (안전사고예방, 영양, 취학준비) |
| | | 구강검진 · 3차 구강검진과 동일 |
| | 7차 | 건강검진 · 2차검진과 동일. 단, 건강교육 항목 일부 변경 (안전사고예방, 영양, 간접흡연) |

4. Key Components of Health Screenings and Payment Charges

A. Health Screenings are performed for screening items stipulated by the Health Screening Implementation Standards (Notification)

| Category | Type of Exam | | Screening Items |
|--|-------------------|------------------|---|
| General Health Screenings | First | | · A medical interview and postural examination, chest X-ray examination, blood test, urine test, dental screening, etc. |
| | Second | | · Consultation on screening results and health care education for individuals diagnosed to be suspected of hypertension or diabetes or determined to belong to a high-risk group for cognitive dysfunction. |
| Life Turning Point Health Examinations | 1 st | Age 40 | · An examination and consultation, Hepatitis B antigen, antibody test, etc. |
| | | Age 66 | · An examination and consultation, bone density test, elderly physical function test, etc. |
| | 2 nd | Age 40 | · Confirmatory testing for hypertension and diabetes, evaluation of health exam results and health risk consultation, mental examination (depression), lifestyle examination(evaluation and prescriptions) |
| | | Age 66 | · Identical to individuals aged40+ additional examination for mental health(Cognitive dysfunctions) |
| Cancer Screenings | Stomach Cancer | | · Upper gastrointestnography, gastroscopy exam, biopsy |
| | Breast Cancer | | · Mammography (both breasts) |
| | Colorectal Cancer | | · Fecal Occult Blood Test (FOBT), Double-Contrast Examination of the Colon, colonoscopy exam, biopsy |
| | Liver Cancer | | · Liver ultrasound exam, Maternal Serum Alpha-Fetoprotein Screening(MSAFP) |
| | Cervical Cancer | | · Cervical cytology |
| Health Screening for Infants | 1 st | Health Screening | · Physical measurements (height, weight, head circumference), examination of hearing, eyesight, etc. and questionnaire, health care education(prevention of safety accidents, sleep, nutrition) |
| | 2 nd | Health Screening | · Physical measurements (height, weight, head circumference), examination of hearing, eyesight, etc. and questionnaire, development review and evaluation, health care education (prevention of safety accidents, nutrition, oral health) |
| | 3 rd | Health Screening | · Identical to the 2 nd screening, with partial changes to the components of health care education program(prevention of safety accidents, nutrition, toilet training) |
| | | Dental Screening | · Dental screening(interview, visual inspection, oral health education) |
| | 4 th | Health Screening | · Identical to the 2 nd screening with partial changes to the components of the health care education (prevention of safety accidents, nutrition, emotional development and socialization) |
| | 5 th | Health Screening | · Identical to the 2 nd screening with partial changes to the components of health care education program(prevention of safety accidents, nutrition, personal hygiene) |
| | | Dental Screening | · Identical to the 3 rd dental screening |
| | 6 th | Health Screening | · Identical to the 2 nd screening with partial changes to the components of the health care education program(prevention of safety accidents, nutrition, preparing for school enrollment) |
| | | Dental Screening | · Identical to the 3 rd dental screening |
| | 7 th | Health Screening | · Identical to the 2 nd screening with partial changes to the components of the health care education program(prevention of safety accidents, nutrition, passive smoking) |

나. 비용부담

- 건강검진(일반, 영유아건강검진, 생애전환기건강진단) : 공단 전액부담
- 암 검 진 : 공단 90%, 수검자 10%부담(자궁경부암은 전액 공단 부담)
- ※ 1. 생애전환기건강진단 대상자의 암검진 비용은 전액 공단부담
- 2. 국가 암 검진사업 대상자에 대한 본인부담금(10%)은 국가 및 지자체에서 부담
- 3. 의료급여수급권자의 검진비용은 전액 국가 및 지자체에서 부담

5. 실시절차

가. 지역가입자 및 직장피부양자

- 대상자에게 검진대상임을 확인할 수 있는 **건강검진표 개인별 발송**
(단, 영유아건강검진 대상자는 보호자에게 발송)
- 공단은 각종 매체를 활용하여 안내 및 홍보
- 대상자는 **건강검진표를 지참하여 검진기관에서 검진 실시**
(검진표 미지참 시 공단 홈페이지에서 대상여부 확인 가능)

나. 직장가입자

- 사업장별 **'12년도 건강검진 대상자명단** 송부(생애전환기건강진단 대상자명단을 포함하되, 직장피부양자는 제외)
- 사업장(사용자)은 **발송된 명부에 의해 건강검진 실시**
 - 다만, 필요한 경우에는 사업장 **건강검진대상자 변경(추가·제외)신청서를 공단지사로 제출**하고 명단을 재 수령한 후 검진 실시
- 사업장별 **단체검진을 실시할 때에는 대상자명단(전산파일)을 검진기관에 제출**하고, **개별검진을 실시할 때에는 검진대상자 확인서를 사용자가 근로자에게 교부**하여 개인별로 검진기관에서 검진 실시
- 검진대상자 명단 또는 확인서에 **국가암 검진 대상(본인부담 없음) 여부를 표기**하여 교부

B. Payment Charges

- Health Screenings (General Health Screening, Health Screening for Infants, Life Turning Point Health Examination) : All fees are charged to the Corporation
- Cancer Screenings: 90% charged to the Corporation, 10% co-payment by the examinee (with the exception of Cervical Cancer, which is charged entirely to the Corporation)
- ※ 1. The entirety of the Cancer Screening Fee for individuals eligible for Life Turning Point Health Examinations is charged to the Corporation
- 2. In the case of individuals eligible for the National Cancer Screening Service, the co-payment by the examinee (10%) is charged to the national or local government
- 3. All fees for Beneficiaries of Medical Aid is charged to the national or local government

5. Implementation Procedures

A. Regional Policyholders and Employee Dependents

- A Health Screening Report is sent to each eligible recipient to confirm their eligibility to receive an examination(however, that in the case of the eligible recipients of Health Screening for Infants, the report is sent to the recipient's guardian)
- The Corporation provides guidance information and promotion via various media
- Eligible recipients bring their Health Screening Report when receiving health screening at the health screening facility
(In the absence of a Health Screening Report, the individual's eligibility status can be confirmed on the Corporation's website)

B. Employment-Based Policyholders

- The list of individuals eligible to receive the **2012 Health Screening program** is sent out by each worksite (Includes the list of individuals eligible for Life Turning Point Health Examinations, but excludes employee dependents)
- Each worksite (user) implements Health Screenings based on the list of eligible individuals
— Note: however, that the worksite may, if necessary, submit an application to change the list of individuals eligible for worksite Health Screenings (addition, exclusion) to a branch of the Corporation and implement health screenings after receiving an updated list
- When implementing group health screenings at an individual worksite, the list of eligible individuals (computer file) must be submitted to the health screening facility. When implementing individual screening, the user must issue a confirmation statement of health screening eligibility to the employee to receive an individual screening at the health screening facility
- The list of individuals or confirmation statement indicating eligibility to receive health screening must be issued with an indication of whether the individual is eligible for the National Cancer Screening(offered free of charge to the individual)

2012년도 건강검진 주요 변경사항

1. 의료급여수급권자 일반건강검진 실시 ... 실시기준 제2조(정의) 3호<개정>
 - 대상자 : 만19세~만39세 세대주 및 만40세~만64세 전체
 - ※ 65세 이상은 노인복지법에 의한 검진실시로 제외
 - 검진주기 : 건강보험대상자와 동일하게 적용
2. 공휴일 검진기관 정의 ... 실시기준 제2조(정의) 7호<개정>
 - 취약계층의 검진 접근성 제고를 위한 공휴일 검진시행을 위해 ‘공휴일 검진기관’ 정의 신설
 - 공휴일 검진 시행 시 건강검진 상담료 및 행정비용을 가산(30%)하여 지급할 수 있도록 근거 신설
3. 영유아 건강검진 대상자 확대(실시기준 제9조제2항) 및 상담료 인상
 - 대상자 확대 : 생후 66개월~71개월(2006년이후 출생자)
 - ※ 시행일자 : 2012. 4. 1.
 - 영유아 건강검진 연령
 - (종전) 4개월, 9개월, 2세, 3세, 4세, 5세
 - (개선) 4개월, 9개월, 18개월, 30개월, 42개월, 54개월, 66개월
 - 영유아 구강검진 연령
 - (종전) 2세, 4세, 5세 → (개선) 18개월, 42개월, 54개월
4. 일반건강검진 검사항목 추가 및 LDL콜레스테롤 검사비용 산정
 - 검사항목 추가: 신사구체여과율(e-GFR)
 - LDL콜레스테롤 검사비용 별도 산정(6,070원)
 - ※ 단, 트리글리세라이드 측정값이 400mg/dL 이상인 경우 실측정한 경우에 한하여 산정

Key Revisions in the 2012 Health Screening Program

1. Implementation of general health screenings for Beneficiaries of Medical Aid

... Amendment of Article 2 (Definitions) Paragraph 3 of the Implementation Guidelines

- Eligibility : Heads of households in ages 19~39 and all eligible individuals in ages 40~64
 - ※ Individuals aged 65 or older are excluded, since examinations are provided based on the Welfare of the Aged Act
- Examination period : The period is applied identically as in the case of health insurance policyholders

2. Definition of examination institutions available on public holidays

... Amendment of Article 2 (Definitions) Paragraph 7 of the Implementation Guidelines

- Newly included provision on the definition of “examination institutions available on public holidays” to ensure the availability of examinations on public holidays and thereby increase the accessibility of services for disadvantaged groups
- Addition of a provision providing a legal basis for increasing (30%) the charge for health examinations consultations and administrative fees if the examinations are performed on public holidays

3. Expansion of eligibility for Health Screenings for Infants and increase in the consultation fee

... Amendment of Article 9, Paragraph 2 of the Implementation Guidelines

- Expanded criteria of eligibility: 66 months~71 months after birth (individuals born in or after 2006)
 - ※ Date of enforcement: April 1, 2012
- Age criteria of Health Screenings for Infants
 - : (Previously) 4 months, 9 months, 2 years, 3 years, 4 years, and 5 years
 - (Improved) 4 months, 9 months, 18 months, 30 months, 42 months, 54 months, 66 months
- Age criteria of Infants Dental Screening
 - : (Previously) 2 years, 4 years, and 5 years → (Improved) 18 months, 42 months, 54 months

4. Items have been added to the general health screening and a fee has been imposed for the LDL cholesterol exam

- Addition of examination items: Glomerular filtration rate (e-GFR)
- A fee for the LDL cholesterol examination is charged separately (6,070 won)

II. 2012 건강검진통계연보 개요

건강검진 수검현황

■ 최근 5년간 수검률 증가율 높은 순 : 영유아검진(18.7%p ↑), 생애전환기(18.5%p ↑)

- ◎ 일반건강검진 수검률 : 2007년 60.0% → 2012년 72.9%
- ◎ 생애전환기건강진단 수검률 : 2007년 46.1% → 2012년 71.7%
- ◎ 검진대상 확대 및 건강관리에 대한 국민적인 관심 증가 등으로 지속적인 수검률 상승 추세

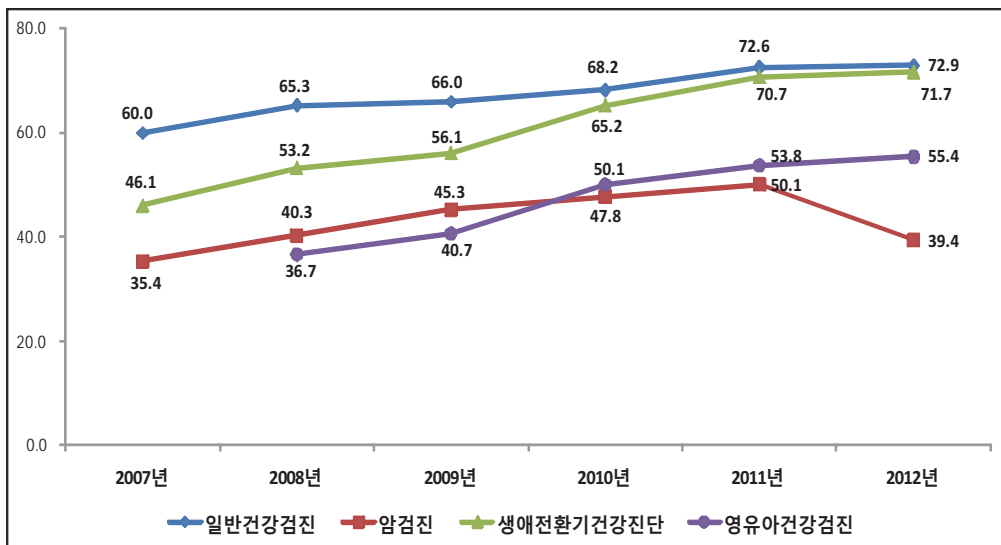
【 2007~2012년 건강검진종별 수검률 추이 】

(단위 : %)

| 구 분 | 2007년 | 2008년 | 2009년 | 2010년 | 2011년 | 2012년 |
|-----------|-------|-------|-------|-------|-------|-------|
| 일반건강검진 | 60.0 | 65.3 | 66.0 | 68.2 | 72.6 | 72.9 |
| 암검진 | 35.4 | 40.3 | 45.3 | 47.8 | 50.1 | 39.4 |
| 생애전환기건강진단 | 46.1 | 53.2 | 56.1 | 65.2 | 70.7 | 71.7 |
| 영유아건강검진 | - | 36.7 | 40.7 | 50.1 | 53.8 | 55.4 |

주) 영유아건강검진은 2008년부터 시행

그림-1 2007-2012년 건강검진종별 수검률 현황 (단위 : %)



일반건강검진 수검현황

2012년 일반건강검진 1차 수검률 전체 72.9%, 외국인 73.3%

- ◎ 1차 전체 수검률은 72.9%로 2011년 대비 0.3%p 증가하였으며, 외국인 수검률이 전체 수검률보다 다소 높음
- ◎ 성별 전체 수검률 : 남성 74.2%, 여성 71.3%

| 구 분 | | 대상인원(명) | 수검인원(명) | 수검률(%) |
|-----------|----|------------|------------|--------|
| 일반검진(전체) | 1차 | 15,673,188 | 11,419,350 | 72.9 |
| | 2차 | 1,118,133 | 412,397 | 36.9 |
| 일반검진(외국인) | 1차 | 244,158 | 179,061 | 73.3 |
| | 2차 | 13,258 | 6,527 | 49.2 |

주) 일반건강검진 2차검진은 1차검진 결과 고혈압, 당뇨병질환의심 또는 만 70세, 74세 인지기능장애 고위험군 판정자가 대상

그림-2 2012년 연령별 일반건강검진 수검현황 (단위 : 천 명)

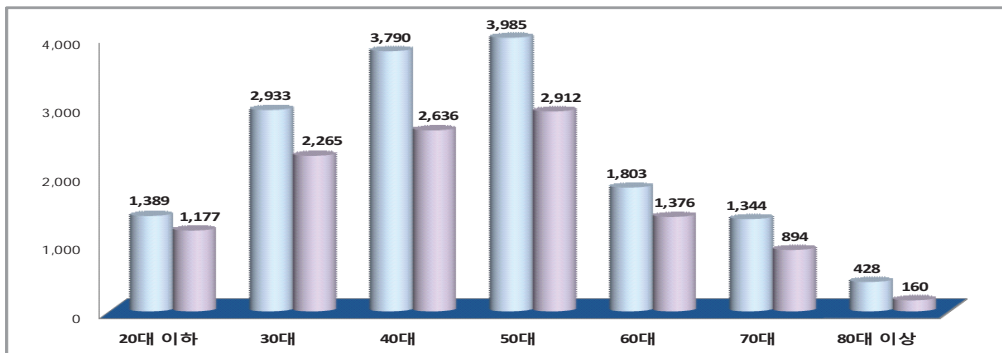
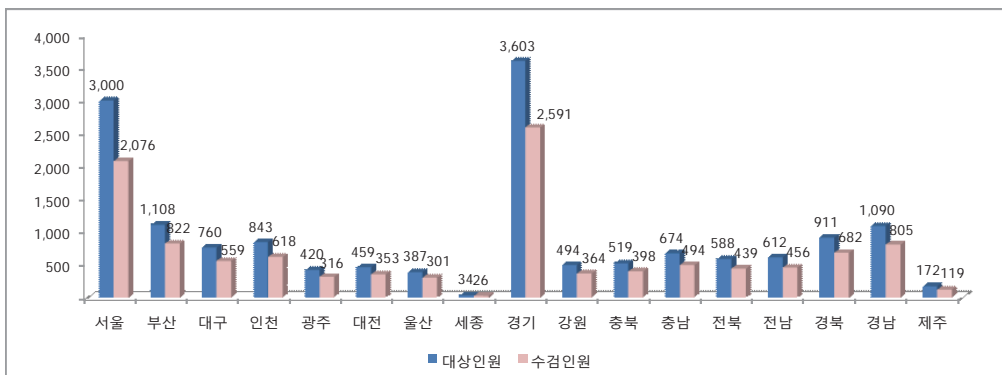


그림-3 2012년 시도별 일반건강검진 수검현황 (단위 : 천 명)



암 검진 수검현황

■ 2012년 전체 암 검진 수검률 39.4%

- ◎ 유방암(58.0%) > 위암(52.9%) > 자궁경부암(46.1%) 순
- ◎ 성별 암 검진 수검율 : 남성 36.4%, 여성 41.7%
- ◎ 암검진 수검률은 2011년 50%이상 상승하였으나, 2012년 대장암 검진주기 변경(2년→1년)으로 대상자가 대폭 증가하여 수검률 감소에 영향을 미침

| 구 분 | 대상인원(명) | 수검인원(명) | 수검율(%) | 2011년 수검율(%) |
|-------|------------|-----------|--------|--------------|
| 계 | 20,049,425 | 7,892,732 | 39.4 | 50.1 |
| 위 암 | 10,977,001 | 5,802,482 | 52.9 | 47.3 |
| 대 장 암 | 13,751,002 | 3,705,933 | 27.0 | 34.8 |
| 간 암 | 992,347 | 416,667 | 42.0 | 46.0 |
| 유 방 암 | 5,575,675 | 3,232,417 | 58.0 | 51.5 |
| 자궁경부암 | 7,314,536 | 3,370,657 | 46.1 | 44.5 |

주) 대상인원 및 수검인원의 계는 중복 제거된 수치이므로 항목합계와 다를 수 있음

영유아 건강검진 수검현황

■ 2012년 영유아 건강검진 전체 320만명 중 177만명 실시

- ◎ 영유아 건강검진 수검률은 전체 55.4%로 최근 5년간 18.7%p 증가
- ◎ 연령별 수검률 높은 순 : 18~24개월(68%) > 4~6개월(63.7%) > 30~36개월(63.6%)
- ※ 66~71개월은 2012. 4월부터 시행하여 상대적으로 수검률이 낮음

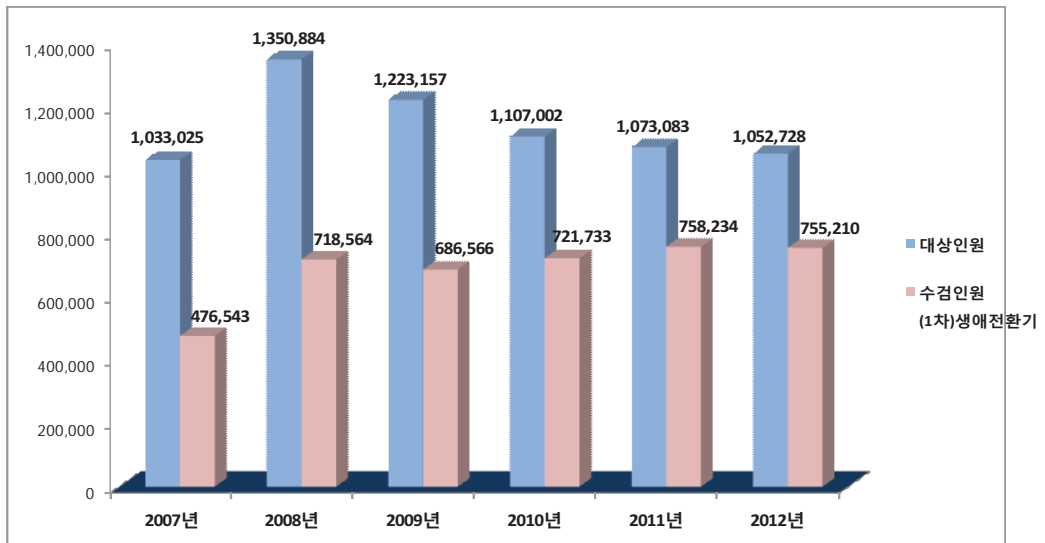
| 구 분 | 대상인원(명) | 수검인원(명) | 수검율(%) |
|---------|-----------|-----------|--------|
| 계 | 3,200,486 | 1,773,480 | 55.4 |
| 4~6개월 | 465,452 | 296,333 | 63.7 |
| 9~12개월 | 465,950 | 279,252 | 60.0 |
| 18~24개월 | 459,898 | 312,853 | 68.0 |
| 30~36개월 | 437,200 | 278,118 | 63.6 |
| 42~48개월 | 457,253 | 240,483 | 52.6 |
| 54~60개월 | 478,344 | 202,977 | 42.4 |
| 66~71개월 | 436,389 | 163,464 | 37.5 |

■ 2012년 생애전환기 건강진단 1차 전체(40세+66세) 수검률 71.7%

- ◎ 전체 수검률은 전년 수검률(70.7%) 대비 1%p 증가함
 - 생애전환기진단 실시 이후 꾸준한 증가추세를 보임
- ◎ 생애전환기진단 성별 1차 수검율 : 남성 70.8%, 여성 72.6%

| 구 분 | 40 세 | | | | 66 세 | | | |
|-------|-------------|---------|---------|--------------|-------------|---------|---------|--------------|
| | 대상인원 (명) | 수검인원(명) | | 1차 수검율(%) | 대상인원 (명) | 수검인원(명) | | 1차 수검율(%) |
| | | 1 차 | 2 차 | | | 1 차 | 2 차 | |
| 2007년 | 712,338 | 312,480 | 81,760 | 43.9 | 320,687 | 164,063 | 54,565 | 51.2 |
| 2008년 | 904,071 | 457,005 | 149,274 | 50.6 | 446,813 | 261,559 | 105,507 | 58.5 |
| 2009년 | 874,096 | 467,418 | 162,777 | 53.5 | 349,061 | 219,148 | 94,273 | 62.8 |
| 2010년 | 786,489 | 496,366 | 160,144 | 63.1 | 320,513 | 225,367 | 92,062 | 70.3 |
| 2011년 | 782,832 | 538,562 | 142,496 | 68.8 | 290,251 | 219,672 | 72,677 | 75.7 |
| 2012년 | 733,662 | 511,503 | 134,714 | 69.7 | 319,066 | 243,707 | 84,215 | 76.4 |

그림-4 연도별 생애전환기건강진단 대상 및 수검인원 현황 (단위 : 명)



제 1 편

일반건강검진



제 1 편

일반건강검진




Table I -1

General Health Screening Beneficiaries and Statistics

| Division | | i X The 1st step screening test | | j X The 2nd step confirmative test | |
|----------|-------|------------------------------------|-------------------------------|---------------------------------------|-------------------------------|
| | | Number of Eligible Individuals | Number of Actual Examinees | Number of Eligible Individuals | Number of Actual Examinees |
| Total | Total | 15,673,188 | 11,419,350 | 1,118,133 | 412,397 |
| | M | 8,456,805 | 6,277,362 | 757,227 | 304,482 |
| | F | 7,216,383 | 5,141,988 | 360,906 | 107,915 |
| Seoul | S.T | 2,999,752 | 2,076,220 | 197,312 | 63,480 |
| | M | 1,534,252 | 1,067,764 | 132,836 | 44,413 |
| | F | 1,465,500 | 1,008,456 | 64,476 | 19,067 |
| Busan | S.T | 1,108,347 | 822,352 | 74,173 | 31,672 |
| | M | 584,030 | 439,819 | 49,798 | 23,196 |
| | F | 524,317 | 382,533 | 24,375 | 8,476 |
| Daegu | S.T | 760,253 | 558,533 | 53,634 | 20,722 |
| | M | 402,440 | 298,643 | 35,082 | 14,530 |
| | F | 357,813 | 259,890 | 18,552 | 6,192 |
| Incheon | S.T | 843,069 | 617,767 | 64,345 | 25,369 |
| | M | 463,796 | 346,873 | 44,663 | 19,079 |
| | F | 379,273 | 270,894 | 19,682 | 6,290 |
| Gwangju | S.T | 419,599 | 315,595 | 25,710 | 9,119 |
| | M | 222,705 | 169,533 | 17,377 | 6,839 |
| | F | 196,894 | 146,062 | 8,333 | 2,280 |
| Daejeon | S.T | 459,276 | 352,751 | 32,105 | 11,344 |
| | M | 246,042 | 191,462 | 21,939 | 8,374 |
| | F | 213,234 | 161,289 | 10,166 | 2,970 |
| Ulsan | S.T | 387,315 | 301,153 | 28,878 | 16,868 |
| | M | 234,865 | 195,649 | 21,972 | 14,258 |
| | F | 152,450 | 105,504 | 6,906 | 2,610 |
| Sejong | S.T | 33,626 | 25,710 | 2,732 | 924 |
| | M | 18,751 | 14,583 | 1,865 | 711 |
| | F | 14,875 | 11,127 | 867 | 213 |
| Gyeonggi | S.T | 3,603,418 | 2,591,187 | 256,722 | 95,839 |
| | M | 1,994,176 | 1,460,474 | 179,344 | 70,121 |
| | F | 1,609,242 | 1,130,713 | 77,378 | 25,718 |
| Gangwon | S.T | 493,533 | 364,465 | 40,226 | 12,534 |
| | M | 266,503 | 199,782 | 26,593 | 8,972 |
| | F | 227,030 | 164,683 | 13,633 | 3,562 |
| Chungbuk | S.T | 519,113 | 397,687 | 42,205 | 13,558 |
| | M | 281,543 | 218,323 | 27,622 | 10,065 |
| | F | 237,570 | 179,364 | 14,583 | 3,493 |
| Chungnam | S.T | 673,527 | 494,486 | 54,900 | 18,076 |
| | M | 375,139 | 281,481 | 36,291 | 13,762 |
| | F | 298,388 | 213,005 | 18,609 | 4,314 |
| Jeonbuk | S.T | 587,616 | 439,283 | 40,292 | 13,906 |
| | M | 310,391 | 234,077 | 26,005 | 9,787 |
| | F | 277,225 | 205,206 | 14,287 | 4,119 |
| Jeonnam | S.T | 612,180 | 455,898 | 47,800 | 14,752 |
| | M | 324,925 | 245,899 | 29,850 | 10,468 |
| | F | 287,255 | 209,999 | 17,950 | 4,284 |

XX aX

X

j aX

X

X

X

dX

X

X X

X

X

X

X

X

X

X

on the Number of Examinees by District and Gender

XX a
(Unit : Person)

| Division | | i X The 1st step screening test | | j X The 2nd step confirmative test | |
|---------------|------------|------------------------------------|-------------------------------|---------------------------------------|-------------------------------|
| | | Number of Eligible Individuals | Number of Actual Examinees | Number of Eligible Individuals | Number of Actual Examinees |
| Gyeongbuk | S.T | 910,540 | 681,543 | 65,338 | 25,037 |
| | M | 495,286 | 380,387 | 42,666 | 19,034 |
| | F | 415,254 | 301,156 | 22,672 | 6,003 |
| Gyeongnam | S.T | 1,090,469 | 805,352 | 78,487 | 34,501 |
| | M | 613,601 | 472,236 | 54,511 | 27,467 |
| | F | 476,868 | 333,116 | 23,976 | 7,034 |
| Jeju | S.T | 171,555 | 119,368 | 13,274 | 4,696 |
| | M | 88,360 | 60,377 | 8,813 | 3,406 |
| | F | 83,195 | 58,991 | 4,461 | 1,290 |
| Seoul | S.T | 2,999,752 | 2,076,220 | 197,312 | 63,480 |
| | M | 1,534,252 | 1,067,764 | 132,836 | 44,413 |
| | F | 1,465,500 | 1,008,456 | 64,476 | 19,067 |
| Jongno-gu | S.T | 50,598 | 33,299 | 2,954 | 941 |
| | M | 25,376 | 16,526 | 1,978 | 652 |
| | F | 25,222 | 16,773 | 976 | 289 |
| Jung-gu | S.T | 46,600 | 31,876 | 2,805 | 975 |
| | M | 24,105 | 16,273 | 1,890 | 656 |
| | F | 22,495 | 15,603 | 915 | 319 |
| Yongsan-gu | S.T | 71,555 | 45,921 | 4,366 | 1,317 |
| | M | 35,563 | 22,705 | 2,865 | 903 |
| | F | 35,992 | 23,216 | 1,501 | 414 |
| Seongdong-gu | S.T | 88,016 | 59,705 | 5,649 | 1,834 |
| | M | 45,417 | 30,589 | 3,827 | 1,289 |
| | F | 42,599 | 29,116 | 1,822 | 545 |
| Gwangjin-gu | S.T | 107,455 | 73,536 | 7,022 | 2,263 |
| | M | 54,632 | 37,378 | 4,718 | 1,535 |
| | F | 52,823 | 36,158 | 2,304 | 728 |
| Dongdaemun-gu | S.T | 105,026 | 70,065 | 6,780 | 2,315 |
| | M | 53,493 | 35,291 | 4,508 | 1,558 |
| | F | 51,533 | 34,774 | 2,272 | 757 |
| Jungnang-gu | S.T | 120,853 | 84,086 | 9,025 | 2,914 |
| | M | 62,621 | 43,042 | 6,061 | 2,061 |
| | F | 58,232 | 41,044 | 2,964 | 853 |
| Seongbuk-gu | S.T | 135,529 | 91,502 | 9,793 | 3,070 |
| | M | 68,876 | 46,776 | 6,372 | 2,086 |
| | F | 66,653 | 44,726 | 3,421 | 984 |
| Gangbuk-gu | S.T | 97,034 | 66,059 | 7,181 | 2,463 |
| | M | 48,994 | 33,054 | 4,633 | 1,663 |
| | F | 48,040 | 33,005 | 2,548 | 800 |
| Dobong-gu | S.T | 106,122 | 75,031 | 7,802 | 2,709 |
| | M | 54,424 | 38,885 | 5,239 | 1,915 |
| | F | 51,698 | 36,146 | 2,563 | 794 |
| Nowon-gu | S.T | 168,844 | 120,565 | 11,298 | 3,839 |
| | M | 86,823 | 63,435 | 7,712 | 2,688 |
| | F | 82,021 | 57,130 | 3,586 | 1,151 |

Note : 1) Based on Resident Registration Address

2) The individuals eligible for secondary examination are those who are suspected of hypertension or diabetes based on the initial examination or who have been identified to be in the high risk category based on the cognitive dysfunctions examination

Table I -1

General Health Screening Beneficiaries and Statistics

| Division | | i X The 1st step screening test | | j X The 2nd step confirmative test | |
|-----------------|-----|------------------------------------|-------------------------------|---------------------------------------|-------------------------------|
| | | Number of Eligible Individuals | Number of Actual Examinees | Number of Eligible Individuals | Number of Actual Examinees |
| Eunpyeong-gu | S.T | 138,942 | 96,072 | 9,814 | 3,441 |
| | M | 70,822 | 48,929 | 6,526 | 2,299 |
| | F | 68,120 | 47,143 | 3,288 | 1,142 |
| Seodaemun-gu | S.T | 90,330 | 61,240 | 6,562 | 1,817 |
| | M | 44,403 | 30,045 | 4,210 | 1,236 |
| | F | 45,927 | 31,195 | 2,352 | 581 |
| Mapo-gu | S.T | 113,549 | 77,806 | 7,616 | 2,509 |
| | M | 57,057 | 39,394 | 5,000 | 1,668 |
| | F | 56,492 | 38,412 | 2,616 | 841 |
| Yangcheon-gu | S.T | 142,112 | 97,459 | 8,567 | 2,571 |
| | M | 73,428 | 51,137 | 5,959 | 1,911 |
| | F | 68,684 | 46,322 | 2,608 | 660 |
| Gangseo-gu | S.T | 165,074 | 119,340 | 11,374 | 3,627 |
| | M | 85,191 | 62,196 | 7,720 | 2,643 |
| | F | 79,883 | 57,144 | 3,654 | 984 |
| Guro-gu | S.T | 131,673 | 93,572 | 9,901 | 3,582 |
| | M | 69,423 | 49,585 | 6,632 | 2,452 |
| | F | 62,250 | 43,987 | 3,269 | 1,130 |
| Geumcheon-gu | S.T | 75,000 | 53,163 | 5,600 | 1,963 |
| | M | 40,211 | 28,449 | 3,821 | 1,411 |
| | F | 34,789 | 24,714 | 1,779 | 552 |
| Yeongdeungpo-gu | S.T | 130,594 | 94,163 | 8,543 | 2,900 |
| | M | 68,520 | 49,769 | 5,781 | 2,068 |
| | F | 62,074 | 44,394 | 2,762 | 832 |
| Dongjak-gu | S.T | 117,432 | 81,901 | 7,514 | 2,190 |
| | M | 59,289 | 41,734 | 5,014 | 1,567 |
| | F | 58,143 | 40,167 | 2,500 | 623 |
| Gwanak-gu | S.T | 152,883 | 105,510 | 9,228 | 3,062 |
| | M | 79,561 | 54,788 | 6,285 | 2,209 |
| | F | 73,322 | 50,722 | 2,943 | 853 |
| Seocho-gu | S.T | 126,419 | 83,697 | 6,326 | 1,703 |
| | M | 64,300 | 43,456 | 4,425 | 1,257 |
| | F | 62,119 | 40,241 | 1,901 | 446 |
| Gangnam-gu | S.T | 175,124 | 116,624 | 9,004 | 2,623 |
| | M | 86,594 | 58,581 | 6,173 | 1,840 |
| | F | 88,530 | 58,043 | 2,831 | 783 |
| Songpa-gu | S.T | 199,113 | 140,709 | 12,504 | 3,767 |
| | M | 101,457 | 72,488 | 8,581 | 2,671 |
| | F | 97,656 | 68,221 | 3,923 | 1,096 |
| Gangdong-gu | S.T | 143,875 | 103,319 | 10,084 | 3,085 |
| | M | 73,672 | 53,259 | 6,906 | 2,175 |
| | F | 70,203 | 50,060 | 3,178 | 910 |
| Busan | S.T | 1,108,347 | 822,352 | 74,173 | 31,672 |
| | M | 584,030 | 439,819 | 49,798 | 23,196 |
| | F | 524,317 | 382,533 | 24,375 | 8,476 |

XX aX

X

j aX

X

X

X

dX

X

X

X

X

X

X

X

X

X

X

on the Number of Examinees by District and Gender <Cont'd>

(Unit : Person)

| Division | | i X The 1st step screening test | | j X The 2nd step confirmative test | |
|--------------|-----|------------------------------------|-------------------------------|---------------------------------------|-------------------------------|
| | | Number of Eligible Individuals | Number of Actual Examinees | Number of Eligible Individuals | Number of Actual Examinees |
| Jung-gu | S.T | 16,123 | 11,338 | 1,206 | 427 |
| | M | 8,352 | 5,864 | 791 | 303 |
| | F | 7,771 | 5,474 | 415 | 124 |
| Seo-gu | S.T | 38,133 | 27,028 | 3,101 | 1,032 |
| | M | 19,384 | 13,755 | 1,969 | 706 |
| | F | 18,749 | 13,273 | 1,132 | 326 |
| Dong-gu | S.T | 30,917 | 22,500 | 2,515 | 1,029 |
| | M | 16,089 | 11,758 | 1,651 | 736 |
| | F | 14,828 | 10,742 | 864 | 293 |
| Yeongdo-gu | S.T | 43,816 | 32,683 | 3,058 | 1,409 |
| | M | 22,870 | 17,244 | 2,012 | 965 |
| | F | 20,946 | 15,439 | 1,046 | 444 |
| Busanjin-gu | S.T | 123,133 | 90,556 | 8,353 | 3,623 |
| | M | 63,939 | 47,258 | 5,454 | 2,580 |
| | F | 59,194 | 43,298 | 2,899 | 1,043 |
| Dongnae-gu | S.T | 87,967 | 65,496 | 4,933 | 2,174 |
| | M | 45,376 | 34,160 | 3,384 | 1,599 |
| | F | 42,591 | 31,336 | 1,549 | 575 |
| Nam-gu | S.T | 91,849 | 67,085 | 6,050 | 2,623 |
| | M | 48,099 | 35,777 | 4,051 | 1,897 |
| | F | 43,750 | 31,308 | 1,999 | 726 |
| Buk-gu | S.T | 93,830 | 72,079 | 6,551 | 3,076 |
| | M | 50,383 | 39,384 | 4,481 | 2,292 |
| | F | 43,447 | 32,695 | 2,070 | 784 |
| Haeundae-gu | S.T | 127,157 | 92,911 | 7,715 | 3,306 |
| | M | 66,354 | 49,742 | 5,223 | 2,422 |
| | F | 60,803 | 43,169 | 2,492 | 884 |
| Saha-gu | S.T | 111,749 | 85,310 | 8,193 | 3,528 |
| | M | 61,208 | 47,793 | 5,616 | 2,673 |
| | F | 50,541 | 37,517 | 2,577 | 855 |
| Geumjeong-gu | S.T | 80,877 | 59,111 | 5,017 | 2,168 |
| | M | 41,513 | 30,835 | 3,349 | 1,587 |
| | F | 39,364 | 28,276 | 1,668 | 581 |
| Gangseo-gu | S.T | 23,318 | 16,986 | 1,414 | 560 |
| | M | 13,961 | 10,426 | 989 | 429 |
| | F | 9,357 | 6,560 | 425 | 131 |
| Yeonje-gu | S.T | 67,128 | 50,060 | 4,252 | 1,733 |
| | M | 34,530 | 25,916 | 2,859 | 1,278 |
| | F | 32,598 | 24,144 | 1,393 | 455 |
| Suyeong-gu | S.T | 55,843 | 40,582 | 3,496 | 1,335 |
| | M | 28,088 | 20,738 | 2,337 | 992 |
| | F | 27,755 | 19,844 | 1,159 | 343 |
| Sasang-gu | S.T | 83,260 | 64,215 | 6,178 | 2,792 |
| | M | 45,427 | 35,167 | 4,178 | 2,054 |
| | F | 37,833 | 29,048 | 2,000 | 738 |

Note : 1) Based on Resident Registration Address

2) The individuals eligible for secondary examination are those who are suspected of hypertension or diabetes based on the initial examination or who have been identified to be in the high risk category based on the cognitive dysfunctions examination

Table I-1

General Health Screening Beneficiaries and Statistics

| Division | | i X The 1st step screening test | | j X The 2nd step confirmative test | |
|--------------|-----|------------------------------------|-------------------------------|---------------------------------------|-------------------------------|
| | | Number of Eligible Individuals | Number of Actual Examinees | Number of Eligible Individuals | Number of Actual Examinees |
| Gijang-gun | S.T | 33,247 | 24,412 | 2,141 | 857 |
| | M | 18,457 | 14,002 | 1,454 | 683 |
| | F | 14,790 | 10,410 | 687 | 174 |
| Daegu | S.T | 760,253 | 558,533 | 53,634 | 20,722 |
| | M | 402,440 | 298,643 | 35,082 | 14,530 |
| | F | 357,813 | 259,890 | 18,552 | 6,192 |
| Jung-gu | S.T | 24,070 | 16,332 | 1,641 | 525 |
| | M | 11,927 | 7,985 | 1,004 | 329 |
| | F | 12,143 | 8,347 | 637 | 196 |
| Dong-gu | S.T | 104,684 | 76,993 | 7,821 | 2,816 |
| | M | 55,109 | 40,737 | 4,970 | 1,939 |
| | F | 49,575 | 36,256 | 2,851 | 877 |
| Seo-gu | S.T | 69,354 | 50,439 | 5,569 | 2,155 |
| | M | 35,922 | 25,870 | 3,436 | 1,425 |
| | F | 33,432 | 24,569 | 2,133 | 730 |
| Nam-gu | S.T | 50,503 | 34,543 | 3,393 | 1,194 |
| | M | 25,225 | 17,228 | 2,062 | 795 |
| | F | 25,278 | 17,315 | 1,331 | 399 |
| Buk-gu | S.T | 133,380 | 99,068 | 9,231 | 3,523 |
| | M | 71,519 | 53,413 | 6,216 | 2,464 |
| | F | 61,861 | 45,655 | 3,015 | 1,059 |
| Suseong-gu | S.T | 134,524 | 96,309 | 8,382 | 2,653 |
| | M | 69,640 | 50,920 | 5,525 | 1,869 |
| | F | 64,884 | 45,389 | 2,857 | 784 |
| Dalseo-gu | S.T | 185,251 | 139,801 | 12,708 | 5,800 |
| | M | 99,785 | 76,464 | 8,677 | 4,237 |
| | F | 85,466 | 63,337 | 4,031 | 1,563 |
| Dalseong-gun | S.T | 58,487 | 45,048 | 4,889 | 2,056 |
| | M | 33,313 | 26,026 | 3,192 | 1,472 |
| | F | 25,174 | 19,022 | 1,697 | 584 |
| Incheon | S.T | 843,069 | 617,767 | 64,345 | 25,369 |
| | M | 463,796 | 346,873 | 44,663 | 19,079 |
| | F | 379,273 | 270,894 | 19,682 | 6,290 |
| Jung-gu | S.T | 29,854 | 21,325 | 2,269 | 918 |
| | M | 17,080 | 12,396 | 1,584 | 673 |
| | F | 12,774 | 8,929 | 685 | 245 |
| Dong-gu | S.T | 24,603 | 18,213 | 2,175 | 997 |
| | M | 13,706 | 10,392 | 1,474 | 748 |
| | F | 10,897 | 7,821 | 701 | 249 |
| Nam-gu | S.T | 126,268 | 91,660 | 10,254 | 3,917 |
| | M | 67,705 | 49,816 | 6,847 | 2,887 |
| | F | 58,563 | 41,844 | 3,407 | 1,030 |
| Yeonsu-gu | S.T | 84,721 | 62,810 | 5,841 | 2,565 |
| | M | 46,880 | 36,039 | 4,258 | 1,994 |
| | F | 37,841 | 26,771 | 1,583 | 571 |
| XX aX | X | | | | |
| j aX | X | X | X | X | X |

on the Number of Examinees by District and Gender <Cont'd>

XX a
(Unit : Person)

| Division | | i X The 1st step screening test | | j X The 2nd step confirmative test | |
|-------------|-----|------------------------------------|-------------------------------|---------------------------------------|-------------------------------|
| | | Number of Eligible Individuals | Number of Actual Examinees | Number of Eligible Individuals | Number of Actual Examinees |
| Namdong-gu | S.T | 151,623 | 112,353 | 11,318 | 4,563 |
| | M | 84,317 | 64,140 | 7,957 | 3,508 |
| | F | 67,306 | 48,213 | 3,361 | 1,055 |
| Bupyeong-gu | S.T | 165,633 | 121,117 | 11,739 | 4,958 |
| | M | 89,404 | 66,463 | 8,284 | 3,688 |
| | F | 76,229 | 54,654 | 3,455 | 1,270 |
| Gyeyang-gu | S.T | 100,524 | 73,139 | 7,746 | 2,901 |
| | M | 54,349 | 40,232 | 5,348 | 2,174 |
| | F | 46,175 | 32,907 | 2,398 | 727 |
| Seo-gu | S.T | 130,065 | 96,047 | 10,078 | 4,045 |
| | M | 74,450 | 55,921 | 7,118 | 3,042 |
| | F | 55,615 | 40,126 | 2,960 | 1,003 |
| Ganghwa-gun | S.T | 22,537 | 15,653 | 2,207 | 376 |
| | M | 11,528 | 8,110 | 1,343 | 258 |
| | F | 11,009 | 7,543 | 864 | 118 |
| Ongjin-gun | S.T | 7,241 | 5,450 | 718 | 129 |
| | M | 4,377 | 3,364 | 450 | 107 |
| | F | 2,864 | 2,086 | 268 | 22 |
| Gwangju | S.T | 419,599 | 315,595 | 25,710 | 9,119 |
| | M | 222,705 | 169,533 | 17,377 | 6,839 |
| | F | 196,894 | 146,062 | 8,333 | 2,280 |
| Dong-gu | S.T | 32,017 | 22,516 | 2,077 | 642 |
| | M | 16,231 | 11,241 | 1,343 | 445 |
| | F | 15,786 | 11,275 | 734 | 197 |
| Seo-gu | S.T | 89,798 | 67,133 | 5,397 | 1,834 |
| | M | 46,860 | 35,556 | 3,694 | 1,401 |
| | F | 42,938 | 31,577 | 1,703 | 433 |
| Nam-gu | S.T | 63,306 | 46,855 | 3,903 | 1,197 |
| | M | 31,589 | 23,490 | 2,518 | 864 |
| | F | 31,717 | 23,365 | 1,385 | 333 |
| Buk-gu | S.T | 127,561 | 95,974 | 7,882 | 2,725 |
| | M | 66,529 | 50,260 | 5,207 | 1,983 |
| | F | 61,032 | 45,714 | 2,675 | 742 |
| Gwangsan-gu | S.T | 106,917 | 83,117 | 6,451 | 2,721 |
| | M | 61,496 | 48,986 | 4,615 | 2,146 |
| | F | 45,421 | 34,131 | 1,836 | 575 |
| Daejeon | S.T | 459,276 | 352,751 | 32,105 | 11,344 |
| | M | 246,042 | 191,462 | 21,939 | 8,374 |
| | F | 213,234 | 161,289 | 10,166 | 2,970 |
| Dong-gu | S.T | 74,758 | 56,163 | 5,437 | 1,844 |
| | M | 39,861 | 29,881 | 3,605 | 1,321 |
| | F | 34,897 | 26,282 | 1,832 | 523 |
| Jung-gu | S.T | 80,381 | 60,720 | 6,038 | 2,073 |
| | M | 41,347 | 31,097 | 3,910 | 1,406 |
| | F | 39,034 | 29,623 | 2,128 | 667 |

Note : 1) Based on Resident Registration Address

2) The individuals eligible for secondary examination are those who are suspected of hypertension or diabetes based on the initial examination or who have been identified to be in the high risk category based on the cognitive dysfunctions examination

Table I-1

General Health Screening Beneficiaries and Statistics

| Division | | i X The 1st step screening test | | j X The 2nd step confirmative test | |
|-------------------------|-----|------------------------------------|-------------------------------|---------------------------------------|-------------------------------|
| | | Number of Eligible Individuals | Number of Actual Examinees | Number of Eligible Individuals | Number of Actual Examinees |
| Seo-gu | S.T | 149,897 | 114,874 | 9,520 | 3,003 |
| | M | 78,064 | 60,547 | 6,507 | 2,235 |
| | F | 71,833 | 54,327 | 3,013 | 768 |
| Yuseong-gu | S.T | 91,297 | 71,990 | 5,984 | 2,365 |
| | M | 52,437 | 42,957 | 4,411 | 1,870 |
| | F | 38,860 | 29,033 | 1,573 | 495 |
| Daedeok-gu | S.T | 62,943 | 49,004 | 5,126 | 2,059 |
| | M | 34,333 | 26,980 | 3,506 | 1,542 |
| | F | 28,610 | 22,024 | 1,620 | 517 |
| Ulsan | S.T | 387,315 | 301,153 | 28,878 | 16,868 |
| | M | 234,865 | 195,649 | 21,972 | 14,258 |
| | F | 152,450 | 105,504 | 6,906 | 2,610 |
| Jung-gu | S.T | 76,844 | 58,009 | 5,967 | 3,397 |
| | M | 44,357 | 35,444 | 4,389 | 2,715 |
| | F | 32,487 | 22,565 | 1,578 | 682 |
| Nam-gu | S.T | 113,820 | 86,391 | 8,066 | 4,270 |
| | M | 67,060 | 54,475 | 6,069 | 3,559 |
| | F | 46,760 | 31,916 | 1,997 | 711 |
| Dong-gu | S.T | 66,517 | 55,193 | 4,668 | 3,419 |
| | M | 43,203 | 38,912 | 3,674 | 2,968 |
| | F | 23,314 | 16,281 | 994 | 451 |
| Buk-gu | S.T | 62,441 | 50,095 | 5,179 | 3,564 |
| | M | 40,094 | 34,688 | 4,241 | 3,186 |
| | F | 22,347 | 15,407 | 938 | 378 |
| Ulju-gun | S.T | 67,693 | 51,465 | 4,998 | 2,218 |
| | M | 40,151 | 32,130 | 3,599 | 1,830 |
| | F | 27,542 | 19,335 | 1,399 | 388 |
| Sejong | S.T | 33,626 | 25,710 | 2,732 | 924 |
| | M | 18,751 | 14,583 | 1,865 | 711 |
| | F | 14,875 | 11,127 | 867 | 213 |
| Gyeonggi | S.T | 3,603,418 | 2,591,187 | 256,722 | 95,839 |
| | M | 1,994,176 | 1,460,474 | 179,344 | 70,121 |
| | F | 1,609,242 | 1,130,713 | 77,378 | 25,718 |
| Suwon-si Jangan-gu | S.T | 84,903 | 61,326 | 5,348 | 2,254 |
| | M | 45,983 | 33,962 | 3,853 | 1,684 |
| | F | 38,920 | 27,364 | 1,495 | 570 |
| Suwon-si Gwonseon-gu | S.T | 95,376 | 68,237 | 5,931 | 2,437 |
| | M | 52,891 | 38,816 | 4,277 | 1,812 |
| | F | 42,485 | 29,421 | 1,654 | 625 |
| Suwon-si Paldal-gu | S.T | 63,961 | 45,248 | 3,798 | 1,420 |
| | M | 33,750 | 24,103 | 2,628 | 1,005 |
| | F | 30,211 | 21,145 | 1,170 | 415 |

XX aX

X

j aX

X

X

X

dX

X

X X

X

X

X

X

X

X

on the Number of Examinees by District and Gender <Cont'd>

XX a
(Unit : Person)

| Division | | i X The 1st step screening test | | j X The 2nd step confirmative test | |
|---------------------------|-----|------------------------------------|-------------------------------|---------------------------------------|-------------------------------|
| | | Number of Eligible Individuals | Number of Actual Examinees | Number of Eligible Individuals | Number of Actual Examinees |
| Suwon-si Yeongtong-gu | S.T | 83,043 | 63,844 | 4,543 | 1,844 |
| | M | 48,734 | 39,758 | 3,479 | 1,483 |
| | F | 34,309 | 24,086 | 1,064 | 361 |
| Seongnam-si Sujeong-gu | S.T | 70,571 | 49,740 | 5,263 | 1,991 |
| | M | 37,566 | 26,047 | 3,581 | 1,325 |
| | F | 33,005 | 23,693 | 1,682 | 666 |
| Seongnam-si Jungwon-gu | S.T | 76,226 | 54,687 | 5,837 | 2,599 |
| | M | 40,231 | 28,397 | 3,897 | 1,722 |
| | F | 35,995 | 26,290 | 1,940 | 877 |
| Seongnam-si Bundang-gu | S.T | 141,138 | 97,418 | 7,586 | 2,773 |
| | M | 74,146 | 53,281 | 5,376 | 1,963 |
| | F | 66,992 | 44,137 | 2,210 | 810 |
| Uijeongbu-si | S.T | 122,425 | 85,674 | 8,449 | 3,159 |
| | M | 64,285 | 45,295 | 5,712 | 2,165 |
| | F | 58,140 | 40,379 | 2,737 | 994 |
| Anyang-si Manan-gu | S.T | 80,200 | 57,366 | 6,234 | 2,491 |
| | M | 42,916 | 31,059 | 4,285 | 1,774 |
| | F | 37,284 | 26,307 | 1,949 | 717 |
| Anyang-si Dongan-gu | S.T | 105,167 | 77,094 | 7,188 | 2,792 |
| | M | 55,897 | 42,320 | 5,075 | 1,957 |
| | F | 49,270 | 34,774 | 2,113 | 835 |
| Bucheon-si Wonmi-gu | S.T | 136,141 | 99,642 | 8,855 | 3,350 |
| | M | 71,352 | 52,358 | 6,220 | 2,406 |
| | F | 64,789 | 47,284 | 2,635 | 944 |
| Bucheon-si Sosa-gu | S.T | 69,416 | 50,474 | 4,889 | 1,741 |
| | M | 36,274 | 26,396 | 3,311 | 1,239 |
| | F | 33,142 | 24,078 | 1,578 | 502 |
| Bucheon-si Ojeong-gu | S.T | 56,500 | 40,343 | 4,372 | 1,596 |
| | M | 30,430 | 21,673 | 2,977 | 1,125 |
| | F | 26,070 | 18,670 | 1,395 | 471 |
| Gwangmyeong-si | S.T | 103,768 | 75,690 | 7,321 | 2,633 |
| | M | 55,673 | 41,322 | 5,177 | 1,900 |
| | F | 48,095 | 34,368 | 2,144 | 733 |
| Pyeongtaek-si | S.T | 139,795 | 104,483 | 10,319 | 4,377 |
| | M | 81,865 | 63,083 | 7,431 | 3,482 |
| | F | 57,930 | 41,400 | 2,888 | 895 |
| Dongducheon-si | S.T | 27,039 | 18,808 | 2,545 | 1,000 |
| | M | 14,773 | 10,467 | 1,668 | 645 |
| | F | 12,266 | 8,341 | 877 | 355 |
| Ansan-si Sangrok-gu | S.T | 108,569 | 76,120 | 8,150 | 3,590 |
| | M | 61,143 | 43,552 | 5,891 | 2,808 |
| | F | 47,426 | 32,568 | 2,259 | 782 |

Note : 1) Based on Resident Registration Address

2) The individuals eligible for secondary examination are those who are suspected of hypertension or diabetes based on the initial examination or who have been identified to be in the high risk category based on the cognitive dysfunctions examination

제 I -1 표

Ü Ü

Table I-1

General Health Screening Beneficiaries and Statistics

| Division | | i X The 1st step screening test | | j X The 2nd step confirmative test | |
|---------------------------|-----|------------------------------------|-------------------------------|---------------------------------------|-------------------------------|
| | | Number of Eligible Individuals | Number of Actual Examinees | Number of Eligible Individuals | Number of Actual Examinees |
| Ansan-si Danwon-gu | S.T | 115,742 | 86,377 | 9,422 | 4,916 |
| | M | 67,837 | 51,692 | 7,020 | 3,892 |
| | F | 47,905 | 34,685 | 2,402 | 1,024 |
| Goyang-si Deogyang-gu | S.T | 112,539 | 78,443 | 8,134 | 2,864 |
| | M | 60,027 | 42,287 | 5,440 | 1,927 |
| | F | 52,512 | 36,156 | 2,694 | 937 |
| Goyang-si Ilsandong-gu | S.T | 79,772 | 54,124 | 5,140 | 1,810 |
| | M | 41,157 | 28,237 | 3,453 | 1,252 |
| | F | 38,615 | 25,887 | 1,687 | 558 |
| Goyang-si Ilsanseo-gu | S.T | 79,843 | 55,196 | 5,463 | 1,977 |
| | M | 42,125 | 29,871 | 3,740 | 1,347 |
| | F | 37,718 | 25,325 | 1,723 | 630 |
| Gwacheon-si | S.T | 21,487 | 15,139 | 1,260 | 343 |
| | M | 10,948 | 8,053 | 825 | 220 |
| | F | 10,539 | 7,086 | 435 | 123 |
| Guri-si | S.T | 54,805 | 38,747 | 4,214 | 1,681 |
| | M | 28,867 | 20,479 | 2,818 | 1,097 |
| | F | 25,938 | 18,268 | 1,396 | 584 |
| Namyangju-si | S.T | 158,440 | 110,383 | 11,949 | 3,726 |
| | M | 85,780 | 59,490 | 8,008 | 2,537 |
| | F | 72,660 | 50,893 | 3,941 | 1,189 |
| Osan-si | S.T | 57,105 | 43,361 | 3,927 | 1,690 |
| | M | 33,959 | 26,557 | 2,895 | 1,303 |
| | F | 23,146 | 16,804 | 1,032 | 387 |
| Siheung-si | S.T | 126,050 | 90,842 | 10,000 | 4,495 |
| | M | 76,076 | 55,839 | 7,475 | 3,632 |
| | F | 49,974 | 35,003 | 2,525 | 863 |
| Gunpo-si | S.T | 88,087 | 65,867 | 6,310 | 2,545 |
| | M | 48,035 | 36,835 | 4,493 | 1,860 |
| | F | 40,052 | 29,032 | 1,817 | 685 |
| Uiwang-si | S.T | 45,246 | 32,598 | 3,064 | 1,134 |
| | M | 24,479 | 18,004 | 2,189 | 827 |
| | F | 20,767 | 14,594 | 875 | 307 |
| Hanam-si | S.T | 44,290 | 30,297 | 3,450 | 1,014 |
| | M | 23,727 | 16,036 | 2,240 | 697 |
| | F | 20,563 | 14,261 | 1,210 | 317 |
| Yongin-si Cheoin-gu | S.T | 67,165 | 49,226 | 4,959 | 1,362 |
| | M | 37,419 | 27,335 | 3,378 | 1,019 |
| | F | 29,746 | 21,891 | 1,581 | 343 |
| Yongin-si Giheung-gu | S.T | 102,328 | 73,687 | 5,748 | 2,130 |
| | M | 56,622 | 42,309 | 4,213 | 1,592 |
| | F | 45,706 | 31,378 | 1,535 | 538 |

XX aX

X

j aX

X

X

X

dX

X

X

X

X

X

X

X

X

X

X

X

on the Number of Examinees by District and Gender <Cont'd>

XX a
(Unit : Person)

| Division | | i X The 1st step screening test | | j X The 2nd step confirmative test | |
|----------------|-----|------------------------------------|-------------------------------|---------------------------------------|-------------------------------|
| | | Number of Eligible Individuals | Number of Actual Examinees | Number of Eligible Individuals | Number of Actual Examinees |
| Yongin-si | S.T | 84,252 | 57,817 | 4,706 | 1,527 |
| | M | 46,046 | 33,302 | 3,346 | 1,116 |
| | F | 38,206 | 24,515 | 1,360 | 411 |
| Suji-gu | S.T | 118,468 | 86,969 | 9,749 | 3,293 |
| | M | 68,100 | 51,008 | 6,615 | 2,386 |
| | F | 50,368 | 35,961 | 3,134 | 907 |
| Paju-si | S.T | 67,356 | 48,634 | 5,115 | 1,739 |
| | M | 36,432 | 26,361 | 3,385 | 1,267 |
| | F | 30,924 | 22,273 | 1,730 | 472 |
| Icheon-si | S.T | 60,982 | 46,410 | 4,647 | 1,880 |
| | M | 34,465 | 26,421 | 3,111 | 1,344 |
| | F | 26,517 | 19,989 | 1,536 | 536 |
| Anseong-si | S.T | 80,656 | 58,133 | 7,099 | 2,407 |
| | M | 46,244 | 33,828 | 4,928 | 1,778 |
| | F | 34,412 | 24,305 | 2,171 | 629 |
| Gimpo-si | S.T | 177,066 | 136,135 | 12,021 | 4,756 |
| | M | 110,207 | 87,775 | 9,037 | 3,895 |
| | F | 66,859 | 48,360 | 2,984 | 861 |
| Hwaseong-si | S.T | 81,215 | 57,270 | 6,257 | 1,803 |
| | M | 46,066 | 32,309 | 4,379 | 1,321 |
| | F | 35,149 | 24,961 | 1,878 | 482 |
| Gwangju-si | S.T | 62,282 | 43,936 | 4,586 | 1,434 |
| | M | 36,280 | 25,913 | 3,213 | 1,069 |
| | F | 26,002 | 18,023 | 1,373 | 365 |
| Yangju-si | S.T | 54,305 | 37,670 | 4,647 | 1,323 |
| | M | 31,983 | 22,138 | 3,089 | 929 |
| | F | 22,322 | 15,532 | 1,558 | 394 |
| Pocheon-si | S.T | 35,047 | 24,256 | 2,872 | 701 |
| | M | 18,729 | 13,008 | 1,825 | 481 |
| | F | 16,318 | 11,248 | 1,047 | 220 |
| Yeoju-gun | S.T | 14,508 | 10,308 | 1,582 | 293 |
| | M | 8,210 | 5,951 | 1,036 | 205 |
| | F | 6,298 | 4,357 | 546 | 88 |
| Yeoncheon-gun | S.T | 18,955 | 12,903 | 1,334 | 345 |
| | M | 10,161 | 6,995 | 863 | 251 |
| | F | 8,794 | 5,908 | 471 | 94 |
| Gapyeong-gun | S.T | 31,189 | 20,265 | 2,439 | 604 |
| | M | 16,286 | 10,552 | 1,492 | 382 |
| | F | 14,903 | 9,713 | 947 | 222 |
| Yangpyeong-gun | S.T | 493,533 | 364,465 | 40,226 | 12,534 |
| | M | 266,503 | 199,782 | 26,593 | 8,972 |
| | F | 227,030 | 164,683 | 13,633 | 3,562 |
| Gangwon | | | | | |

Note : 1) Based on Resident Registration Address

2) The individuals eligible for secondary examination are those who are suspected of hypertension or diabetes based on the initial examination or who have been identified to be in the high risk category based on the cognitive dysfunctions examination

Table I -1

General Health Screening Beneficiaries and Statistics

| Division | | i X The 1st step screening test | | j X The 2nd step confirmative test | |
|-----------------|-----|------------------------------------|-------------------------------|---------------------------------------|-------------------------------|
| | | Number of Eligible Individuals | Number of Actual Examinees | Number of Eligible Individuals | Number of Actual Examinees |
| Chuncheon-si | S.T | 83,971 | 62,127 | 6,940 | 2,133 |
| | M | 43,766 | 32,485 | 4,573 | 1,468 |
| | F | 40,205 | 29,642 | 2,367 | 665 |
| Wonju-si | S.T | 97,520 | 73,766 | 7,635 | 2,720 |
| | M | 52,359 | 40,066 | 5,266 | 1,924 |
| | F | 45,161 | 33,700 | 2,369 | 796 |
| Gangneung-si | S.T | 69,106 | 51,249 | 6,049 | 2,007 |
| | M | 35,825 | 26,663 | 3,926 | 1,333 |
| | F | 33,281 | 24,586 | 2,123 | 674 |
| Donghae-si | S.T | 30,631 | 22,406 | 2,223 | 1,026 |
| | M | 17,348 | 13,270 | 1,558 | 776 |
| | F | 13,283 | 9,136 | 665 | 250 |
| Taebaek-si | S.T | 16,703 | 12,542 | 1,694 | 846 |
| | M | 9,269 | 7,183 | 1,185 | 647 |
| | F | 7,434 | 5,359 | 509 | 199 |
| Sokcho-si | S.T | 25,355 | 17,510 | 1,562 | 409 |
| | M | 13,282 | 9,250 | 1,077 | 294 |
| | F | 12,073 | 8,260 | 485 | 115 |
| Samcheok-si | S.T | 24,146 | 18,580 | 2,055 | 807 |
| | M | 13,236 | 10,567 | 1,391 | 640 |
| | F | 10,910 | 8,013 | 664 | 167 |
| Hongcheon-gun | S.T | 23,539 | 16,810 | 2,030 | 507 |
| | M | 12,640 | 9,049 | 1,224 | 346 |
| | F | 10,899 | 7,761 | 806 | 161 |
| Hoengseong-gun | S.T | 14,909 | 10,546 | 1,215 | 270 |
| | M | 7,811 | 5,571 | 724 | 178 |
| | F | 7,098 | 4,975 | 491 | 92 |
| Yeongwol-gun | S.T | 13,708 | 9,646 | 976 | 269 |
| | M | 7,180 | 5,068 | 641 | 204 |
| | F | 6,528 | 4,578 | 335 | 65 |
| Pyeongchang-gun | S.T | 14,631 | 10,063 | 1,189 | 256 |
| | M | 7,649 | 5,232 | 762 | 170 |
| | F | 6,982 | 4,831 | 427 | 86 |
| Jeongseon-gun | S.T | 14,287 | 10,531 | 1,241 | 309 |
| | M | 7,678 | 5,690 | 847 | 250 |
| | F | 6,609 | 4,841 | 394 | 59 |
| Cheorwon-gun | S.T | 15,913 | 11,715 | 1,508 | 320 |
| | M | 9,223 | 7,003 | 906 | 222 |
| | F | 6,690 | 4,712 | 602 | 98 |
| Hwacheon-gun | S.T | 9,369 | 7,078 | 662 | 152 |
| | M | 6,209 | 4,909 | 414 | 123 |
| | F | 3,160 | 2,169 | 248 | 29 |
| XX aX | X | | | | |
| j aX | X | X | X | X | X |

on the Number of Examinees by District and Gender <Cont'd>

XX a
(Unit : Person)

| Division | | i X The 1st step screening test | | j X The 2nd step confirmative test | |
|-----------------------------|------------|------------------------------------|-------------------------------|---------------------------------------|-------------------------------|
| | | Number of Eligible Individuals | Number of Actual Examinees | Number of Eligible Individuals | Number of Actual Examinees |
| Yanggu-gun | S.T | 7,928 | 5,928 | 586 | 101 |
| | M | 4,958 | 3,932 | 378 | 84 |
| | F | 2,970 | 1,996 | 208 | 17 |
| Inje-gun | S.T | 11,275 | 8,552 | 891 | 169 |
| | M | 6,912 | 5,417 | 568 | 140 |
| | F | 4,363 | 3,135 | 323 | 29 |
| Goseong-gun | S.T | 10,788 | 8,064 | 854 | 113 |
| | M | 6,006 | 4,578 | 545 | 87 |
| | F | 4,782 | 3,486 | 309 | 26 |
| Yangyang-gun | S.T | 9,754 | 7,352 | 916 | 120 |
| | M | 5,152 | 3,849 | 608 | 86 |
| | F | 4,602 | 3,503 | 308 | 34 |
| Chungbuk | S.T | 519,113 | 397,687 | 42,205 | 13,558 |
| | M | 281,543 | 218,323 | 27,622 | 10,065 |
| | F | 237,570 | 179,364 | 14,583 | 3,493 |
| Cheongju-si Sangdang-gu | S.T | 74,721 | 56,955 | 5,497 | 2,046 |
| | M | 39,170 | 30,049 | 3,658 | 1,475 |
| | F | 35,551 | 26,906 | 1,839 | 571 |
| Cheongju-si Heungdeok-gu | S.T | 134,125 | 104,130 | 9,423 | 3,428 |
| | M | 72,049 | 56,809 | 6,434 | 2,605 |
| | F | 62,076 | 47,321 | 2,989 | 823 |
| Chungju-si | S.T | 68,450 | 51,468 | 5,816 | 1,592 |
| | M | 36,709 | 27,847 | 3,843 | 1,217 |
| | F | 31,741 | 23,621 | 1,973 | 375 |
| Jecheon-si | S.T | 44,829 | 34,251 | 3,517 | 1,534 |
| | M | 24,245 | 18,753 | 2,313 | 1,071 |
| | F | 20,584 | 15,498 | 1,204 | 463 |
| Cheongwon-gun | S.T | 52,777 | 40,351 | 4,129 | 1,364 |
| | M | 30,582 | 23,905 | 2,803 | 1,062 |
| | F | 22,195 | 16,446 | 1,326 | 302 |
| Boeun-gun | S.T | 11,758 | 8,932 | 1,210 | 170 |
| | M | 5,923 | 4,449 | 671 | 119 |
| | F | 5,835 | 4,483 | 539 | 51 |
| Okcheon-gun | S.T | 18,572 | 14,426 | 2,108 | 346 |
| | M | 9,732 | 7,555 | 1,228 | 239 |
| | F | 8,840 | 6,871 | 880 | 107 |
| Yeongdong-gun | S.T | 17,343 | 12,760 | 1,809 | 351 |
| | M | 8,894 | 6,624 | 1,073 | 266 |
| | F | 8,449 | 6,136 | 736 | 85 |
| Jeungpyeong-gun | S.T | 11,539 | 9,160 | 963 | 264 |
| | M | 6,541 | 5,266 | 624 | 197 |
| | F | 4,998 | 3,894 | 339 | 67 |

Note : 1) Based on Resident Registration Address

2) The individuals eligible for secondary examination are those who are suspected of hypertension or diabetes based on the initial examination or who have been identified to be in the high risk category based on the cognitive dysfunctions examination

제 I -1 표

Ü Ü

Table I -1

General Health Screening Beneficiaries and Statistics

| Division | | i X The 1st step screening test | | j X The 2nd step confirmative test | |
|--------------------------|-----|------------------------------------|-------------------------------|---------------------------------------|-------------------------------|
| | | Number of Eligible Individuals | Number of Actual Examinees | Number of Eligible Individuals | Number of Actual Examinees |
| Jincheon-gun | S.T | 24,737 | 20,132 | 2,305 | 867 |
| | M | 14,231 | 11,691 | 1,534 | 652 |
| | F | 10,506 | 8,441 | 771 | 215 |
| Goesan-gun | S.T | 13,689 | 9,842 | 1,322 | 245 |
| | M | 7,175 | 5,181 | 745 | 159 |
| | F | 6,514 | 4,661 | 577 | 86 |
| Eumseong-gun | S.T | 35,394 | 27,341 | 3,067 | 1,084 |
| | M | 20,382 | 15,908 | 2,063 | 816 |
| | F | 15,012 | 11,433 | 1,004 | 268 |
| Danyang-gun | S.T | 11,179 | 7,939 | 1,039 | 267 |
| | M | 5,910 | 4,286 | 633 | 187 |
| | F | 5,269 | 3,653 | 406 | 80 |
| Chungnam | S.T | 673,527 | 494,486 | 54,900 | 18,076 |
| | M | 375,139 | 281,481 | 36,291 | 13,762 |
| | F | 298,388 | 213,005 | 18,609 | 4,314 |
| Cheonan-si Dongnam-gu | S.T | 79,023 | 56,436 | 5,843 | 2,394 |
| | M | 44,086 | 32,123 | 4,097 | 1,879 |
| | F | 34,937 | 24,313 | 1,746 | 515 |
| Cheonan-si Seobuk-gu | S.T | 105,687 | 80,778 | 7,562 | 3,449 |
| | M | 61,899 | 48,588 | 5,529 | 2,755 |
| | F | 43,788 | 32,190 | 2,033 | 694 |
| Gongju-si | S.T | 39,318 | 29,267 | 3,478 | 1,214 |
| | M | 20,616 | 15,532 | 2,188 | 795 |
| | F | 18,702 | 13,735 | 1,290 | 419 |
| Boryeong-si | S.T | 34,580 | 25,754 | 3,359 | 915 |
| | M | 18,237 | 13,662 | 2,029 | 618 |
| | F | 16,343 | 12,092 | 1,330 | 297 |
| Asan-si | S.T | 96,118 | 74,103 | 7,090 | 3,008 |
| | M | 56,907 | 45,107 | 5,175 | 2,533 |
| | F | 39,211 | 28,996 | 1,915 | 475 |
| Seosan-si | S.T | 53,903 | 38,823 | 3,909 | 1,617 |
| | M | 31,391 | 23,646 | 2,708 | 1,247 |
| | F | 22,512 | 15,177 | 1,201 | 370 |
| Nonsan-si | S.T | 41,192 | 29,914 | 3,438 | 898 |
| | M | 21,749 | 15,885 | 2,114 | 605 |
| | F | 19,443 | 14,029 | 1,324 | 293 |
| Gyeryong-si | S.T | 13,798 | 10,867 | 877 | 282 |
| | M | 8,181 | 6,794 | 626 | 223 |
| | F | 5,617 | 4,073 | 251 | 59 |
| Dangjin-si | S.T | 52,794 | 38,395 | 4,224 | 1,370 |
| | M | 31,689 | 24,033 | 2,895 | 1,108 |
| | F | 21,105 | 14,362 | 1,329 | 262 |

XX aX

X

j aX

X

X

X

dX

X

X X

X

X

X

X

X

X

X

on the Number of Examinees by District and Gender <Cont'd>

(Unit : Person)

| Division | | i X The 1st step screening test | | j X The 2nd step confirmative test | |
|-------------------------|------------|------------------------------------|-------------------------------|---------------------------------------|-------------------------------|
| | | Number of Eligible Individuals | Number of Actual Examinees | Number of Eligible Individuals | Number of Actual Examinees |
| Geumsan-gun | S.T | 19,248 | 13,699 | 1,666 | 371 |
| | M | 10,283 | 7,261 | 982 | 274 |
| | F | 8,965 | 6,438 | 684 | 97 |
| Buyeo-gun | S.T | 25,078 | 17,909 | 2,406 | 447 |
| | M | 12,543 | 8,779 | 1,373 | 276 |
| | F | 12,535 | 9,130 | 1,033 | 171 |
| Seocheon-gun | S.T | 21,084 | 15,522 | 1,524 | 437 |
| | M | 10,543 | 7,822 | 915 | 300 |
| | F | 10,541 | 7,700 | 609 | 137 |
| Cheongyang-gun | S.T | 11,640 | 8,310 | 1,519 | 167 |
| | M | 5,889 | 4,138 | 833 | 108 |
| | F | 5,751 | 4,172 | 686 | 59 |
| Hongseong-gun | S.T | 29,400 | 20,612 | 3,153 | 584 |
| | M | 15,052 | 10,418 | 1,923 | 381 |
| | F | 14,348 | 10,194 | 1,230 | 203 |
| Yesan-gun | S.T | 29,760 | 20,184 | 3,022 | 558 |
| | M | 15,352 | 10,503 | 1,835 | 411 |
| | F | 14,408 | 9,681 | 1,187 | 147 |
| Taeon-gun | S.T | 20,904 | 13,913 | 1,830 | 365 |
| | M | 10,722 | 7,190 | 1,069 | 249 |
| | F | 10,182 | 6,723 | 761 | 116 |
| Jeonbuk | S.T | 587,616 | 439,283 | 40,292 | 13,906 |
| | M | 310,391 | 234,077 | 26,005 | 9,787 |
| | F | 277,225 | 205,206 | 14,287 | 4,119 |
| Jeonju-si Wansan-gu | S.T | 105,485 | 79,054 | 6,748 | 2,122 |
| | M | 54,135 | 40,600 | 4,392 | 1,460 |
| | F | 51,350 | 38,454 | 2,356 | 662 |
| Jeonju-si Deokjin-gu | S.T | 85,545 | 65,658 | 5,769 | 2,113 |
| | M | 45,613 | 35,284 | 3,827 | 1,524 |
| | F | 39,932 | 30,374 | 1,942 | 589 |
| Gunsan-si | S.T | 89,324 | 67,613 | 5,087 | 2,535 |
| | M | 51,503 | 40,443 | 3,647 | 1,990 |
| | F | 37,821 | 27,170 | 1,440 | 545 |
| Iksan-si | S.T | 97,337 | 74,217 | 6,468 | 2,839 |
| | M | 51,865 | 39,778 | 4,237 | 1,954 |
| | F | 45,472 | 34,439 | 2,231 | 885 |
| Jeongeup-si | S.T | 38,192 | 28,320 | 2,675 | 805 |
| | M | 19,472 | 14,455 | 1,682 | 554 |
| | F | 18,720 | 13,865 | 993 | 251 |
| Namwon-si | S.T | 27,342 | 19,654 | 2,397 | 869 |
| | M | 13,530 | 9,655 | 1,379 | 487 |
| | F | 13,812 | 9,999 | 1,018 | 382 |

Note : 1) Based on Resident Registration Address

2) The individuals eligible for secondary examination are those who are suspected of hypertension or diabetes based on the initial examination or who have been identified to be in the high risk category based on the cognitive dysfunctions examination

Table I -1

General Health Screening Beneficiaries and Statistics

| Division | | i X The 1st step screening test | | j X The 2nd step confirmative test | |
|--------------|-----|------------------------------------|-------------------------------|---------------------------------------|-------------------------------|
| | | Number of Eligible Individuals | Number of Actual Examinees | Number of Eligible Individuals | Number of Actual Examinees |
| Gimje-si | S.T | 30,428 | 21,825 | 2,011 | 533 |
| | M | 15,733 | 11,173 | 1,253 | 393 |
| | F | 14,695 | 10,652 | 758 | 140 |
| Wanju-gun | S.T | 27,712 | 20,825 | 1,972 | 567 |
| | M | 15,573 | 11,927 | 1,305 | 444 |
| | F | 12,139 | 8,898 | 667 | 123 |
| Jinan-gun | S.T | 9,442 | 7,244 | 706 | 104 |
| | M | 4,781 | 3,642 | 465 | 81 |
| | F | 4,661 | 3,602 | 241 | 23 |
| Muju-gun | S.T | 8,609 | 6,117 | 829 | 90 |
| | M | 4,387 | 3,107 | 497 | 71 |
| | F | 4,222 | 3,010 | 332 | 19 |
| Jangsu-gun | S.T | 7,996 | 5,936 | 1,112 | 136 |
| | M | 4,037 | 2,951 | 669 | 82 |
| | F | 3,959 | 2,985 | 443 | 54 |
| Imsil-gun | S.T | 10,726 | 7,763 | 798 | 131 |
| | M | 5,431 | 3,918 | 441 | 98 |
| | F | 5,295 | 3,845 | 357 | 33 |
| Sunchang-gun | S.T | 10,260 | 7,413 | 1,135 | 454 |
| | M | 4,978 | 3,579 | 650 | 253 |
| | F | 5,282 | 3,834 | 485 | 201 |
| Gochang-gun | S.T | 19,633 | 13,760 | 1,222 | 318 |
| | M | 9,644 | 6,741 | 764 | 219 |
| | F | 9,989 | 7,019 | 458 | 99 |
| Buan-gun | S.T | 19,585 | 13,884 | 1,363 | 290 |
| | M | 9,709 | 6,824 | 797 | 177 |
| | F | 9,876 | 7,060 | 566 | 113 |
| Jeonnam | S.T | 612,180 | 455,898 | 47,800 | 14,752 |
| | M | 324,925 | 245,899 | 29,850 | 10,468 |
| | F | 287,255 | 209,999 | 17,950 | 4,284 |
| Mokpo-si | S.T | 69,945 | 53,059 | 5,754 | 1,949 |
| | M | 37,496 | 28,644 | 3,750 | 1,287 |
| | F | 32,449 | 24,415 | 2,004 | 662 |
| Yeosu-si | S.T | 89,279 | 68,071 | 6,538 | 2,784 |
| | M | 49,867 | 39,568 | 4,304 | 2,017 |
| | F | 39,412 | 28,503 | 2,234 | 767 |
| Suncheon-si | S.T | 82,056 | 63,240 | 6,205 | 2,445 |
| | M | 44,117 | 34,736 | 3,936 | 1,740 |
| | F | 37,939 | 28,504 | 2,269 | 705 |
| Naju-si | S.T | 29,235 | 21,483 | 2,308 | 654 |
| | M | 14,940 | 10,837 | 1,418 | 433 |
| | F | 14,295 | 10,646 | 890 | 221 |
| XX aX | X | | | | |
| j aX | X | X | X | X | X |

on the Number of Examinees by District and Gender <Cont'd>

XX a
(Unit : Person)

| Division | | i X The 1st step screening test | | j X The 2nd step confirmative test | |
|----------------|-----|------------------------------------|-------------------------------|---------------------------------------|-------------------------------|
| | | Number of Eligible Individuals | Number of Actual Examinees | Number of Eligible Individuals | Number of Actual Examinees |
| Gwangyang-si | S.T | 48,786 | 38,767 | 4,044 | 2,015 |
| | M | 29,733 | 25,061 | 2,975 | 1,755 |
| | F | 19,053 | 13,706 | 1,069 | 260 |
| Damyang-gun | S.T | 17,043 | 12,516 | 1,147 | 238 |
| | M | 8,841 | 6,488 | 706 | 169 |
| | F | 8,202 | 6,028 | 441 | 69 |
| Gokseong-gun | S.T | 11,219 | 8,427 | 898 | 237 |
| | M | 5,581 | 4,232 | 559 | 186 |
| | F | 5,638 | 4,195 | 339 | 51 |
| Gurye-gun | S.T | 9,347 | 7,020 | 638 | 142 |
| | M | 4,495 | 3,289 | 375 | 91 |
| | F | 4,852 | 3,731 | 263 | 51 |
| Goheung-gun | S.T | 25,153 | 16,796 | 2,946 | 522 |
| | M | 11,883 | 7,899 | 1,479 | 285 |
| | F | 13,270 | 8,897 | 1,467 | 237 |
| Boseong-gun | S.T | 16,231 | 11,673 | 1,693 | 491 |
| | M | 7,774 | 5,520 | 938 | 266 |
| | F | 8,457 | 6,153 | 755 | 225 |
| Hwasun-gun | S.T | 22,341 | 16,389 | 1,456 | 398 |
| | M | 11,322 | 8,218 | 901 | 279 |
| | F | 11,019 | 8,171 | 555 | 119 |
| Jangheung-gun | S.T | 13,956 | 9,635 | 1,006 | 149 |
| | M | 6,653 | 4,480 | 549 | 94 |
| | F | 7,303 | 5,155 | 457 | 55 |
| Gangjin-gun | S.T | 13,027 | 8,875 | 1,230 | 166 |
| | M | 6,177 | 4,092 | 624 | 95 |
| | F | 6,850 | 4,783 | 606 | 71 |
| Haenam-gun | S.T | 26,112 | 18,782 | 1,715 | 312 |
| | M | 12,727 | 8,969 | 973 | 197 |
| | F | 13,385 | 9,813 | 742 | 115 |
| Yeongam-gun | S.T | 22,909 | 17,887 | 1,731 | 396 |
| | M | 13,595 | 10,791 | 1,143 | 299 |
| | F | 9,314 | 7,096 | 588 | 97 |
| Muan-gun | S.T | 24,123 | 17,730 | 1,988 | 442 |
| | M | 12,910 | 9,481 | 1,253 | 313 |
| | F | 11,213 | 8,249 | 735 | 129 |
| Hampyeong-gun | S.T | 12,600 | 9,259 | 1,088 | 181 |
| | M | 6,223 | 4,641 | 634 | 124 |
| | F | 6,377 | 4,618 | 454 | 57 |
| Yeonggwang-gun | S.T | 18,327 | 12,940 | 1,125 | 292 |
| | M | 9,389 | 6,684 | 689 | 202 |
| | F | 8,938 | 6,256 | 436 | 90 |

Note : 1) Based on Resident Registration Address

2) The individuals eligible for secondary examination are those who are suspected of hypertension or diabetes based on the initial examination or who have been identified to be in the high risk category based on the cognitive dysfunctions examination

Table I -1

General Health Screening Beneficiaries and Statistics

| Division | | i X The 1st step screening test | | j X The 2nd step confirmative test | |
|---------------------|------------|------------------------------------|-------------------------------|---------------------------------------|-------------------------------|
| | | Number of Eligible Individuals | Number of Actual Examinees | Number of Eligible Individuals | Number of Actual Examinees |
| Jangseong-gun | S.T | 16,721 | 13,082 | 1,075 | 306 |
| | M | 9,217 | 7,305 | 689 | 218 |
| | F | 7,504 | 5,777 | 386 | 88 |
| Wando-gun | S.T | 17,735 | 12,031 | 1,306 | 173 |
| | M | 8,977 | 5,964 | 828 | 126 |
| | F | 8,758 | 6,067 | 478 | 47 |
| Jindo-gun | S.T | 10,908 | 7,234 | 603 | 97 |
| | M | 5,202 | 3,394 | 361 | 75 |
| | F | 5,706 | 3,840 | 242 | 22 |
| Sinan-gun | S.T | 15,127 | 11,002 | 1,306 | 363 |
| | M | 7,806 | 5,606 | 766 | 217 |
| | F | 7,321 | 5,396 | 540 | 146 |
| Gyeongbuk | S.T | 910,540 | 681,543 | 65,338 | 25,037 |
| | M | 495,286 | 380,387 | 42,666 | 19,034 |
| | F | 415,254 | 301,156 | 22,672 | 6,003 |
| Pohang-si Nam-gu | S.T | 84,578 | 64,090 | 6,822 | 3,531 |
| | M | 50,322 | 40,361 | 5,067 | 3,043 |
| | F | 34,256 | 23,729 | 1,755 | 488 |
| Pohang-si Buk-gu | S.T | 85,050 | 63,380 | 6,608 | 3,132 |
| | M | 47,652 | 37,549 | 4,696 | 2,583 |
| | F | 37,398 | 25,831 | 1,912 | 549 |
| Gyeongju-si | S.T | 91,926 | 69,189 | 7,206 | 3,308 |
| | M | 50,391 | 39,237 | 4,957 | 2,546 |
| | F | 41,535 | 29,952 | 2,249 | 762 |
| Gimcheon-si | S.T | 46,425 | 34,870 | 3,104 | 1,100 |
| | M | 24,059 | 18,237 | 1,836 | 741 |
| | F | 22,366 | 16,633 | 1,268 | 359 |
| Andong-si | S.T | 54,304 | 40,856 | 3,758 | 1,186 |
| | M | 27,587 | 20,752 | 2,282 | 761 |
| | F | 26,717 | 20,104 | 1,476 | 425 |
| Gumi-si | S.T | 138,494 | 109,337 | 7,451 | 4,031 |
| | M | 80,081 | 65,127 | 5,372 | 3,212 |
| | F | 58,413 | 44,210 | 2,079 | 819 |
| Yeongju-si | S.T | 37,526 | 27,910 | 3,012 | 835 |
| | M | 19,664 | 14,898 | 1,781 | 555 |
| | F | 17,862 | 13,012 | 1,231 | 280 |
| Yeongcheon-si | S.T | 35,704 | 26,008 | 2,480 | 947 |
| | M | 19,186 | 14,187 | 1,530 | 646 |
| | F | 16,518 | 11,821 | 950 | 301 |
| Sangju-si | S.T | 36,198 | 26,195 | 2,177 | 462 |
| | M | 17,696 | 12,806 | 1,317 | 323 |
| | F | 18,502 | 13,389 | 860 | 139 |
| XX aX | X | | | | |
| j aX | X | X | X | X | X |

on the Number of Examinees by District and Gender <Cont'd>

XX a
(Unit : Person)

| Division | | i X The 1st step screening test | | j X The 2nd step confirmative test | |
|----------------|-----|------------------------------------|-------------------------------|---------------------------------------|-------------------------------|
| | | Number of Eligible Individuals | Number of Actual Examinees | Number of Eligible Individuals | Number of Actual Examinees |
| Mungyeong-si | S.T | 26,323 | 19,562 | 1,694 | 501 |
| | M | 13,261 | 9,834 | 987 | 331 |
| | F | 13,062 | 9,728 | 707 | 170 |
| Gyeongsan-si | S.T | 78,193 | 58,604 | 5,816 | 2,117 |
| | M | 42,855 | 32,622 | 3,830 | 1,554 |
| | F | 35,338 | 25,982 | 1,986 | 563 |
| Gunwi-gun | S.T | 9,218 | 6,651 | 841 | 196 |
| | M | 4,726 | 3,421 | 459 | 119 |
| | F | 4,492 | 3,230 | 382 | 77 |
| Uiseong-gun | S.T | 21,081 | 15,316 | 1,889 | 315 |
| | M | 10,344 | 7,439 | 1,061 | 214 |
| | F | 10,737 | 7,877 | 828 | 101 |
| Cheongsong-gun | S.T | 9,608 | 7,171 | 830 | 128 |
| | M | 4,813 | 3,555 | 460 | 81 |
| | F | 4,795 | 3,616 | 370 | 47 |
| Yeongyang-gun | S.T | 6,118 | 4,496 | 462 | 69 |
| | M | 3,000 | 2,208 | 285 | 47 |
| | F | 3,118 | 2,288 | 177 | 22 |
| Yeongdeok-gun | S.T | 13,535 | 8,833 | 921 | 148 |
| | M | 6,281 | 4,009 | 522 | 100 |
| | F | 7,254 | 4,824 | 399 | 48 |
| Cheongdo-gun | S.T | 15,997 | 11,368 | 1,446 | 275 |
| | M | 7,882 | 5,621 | 778 | 170 |
| | F | 8,115 | 5,747 | 668 | 105 |
| Goryeong-gun | S.T | 13,236 | 9,394 | 981 | 265 |
| | M | 7,323 | 5,232 | 596 | 182 |
| | F | 5,913 | 4,162 | 385 | 83 |
| Seongju-gun | S.T | 16,283 | 11,341 | 1,256 | 319 |
| | M | 8,439 | 5,774 | 721 | 228 |
| | F | 7,844 | 5,567 | 535 | 91 |
| Chilgok-gun | S.T | 42,003 | 32,575 | 2,603 | 1,190 |
| | M | 24,755 | 19,606 | 1,769 | 893 |
| | F | 17,248 | 12,969 | 834 | 297 |
| Yecheon-gun | S.T | 16,716 | 12,307 | 1,323 | 288 |
| | M | 8,300 | 6,137 | 725 | 172 |
| | F | 8,416 | 6,170 | 598 | 116 |
| Bonghwa-gun | S.T | 11,969 | 8,744 | 989 | 234 |
| | M | 6,150 | 4,548 | 572 | 163 |
| | F | 5,819 | 4,196 | 417 | 71 |
| Uljin-gun | S.T | 16,393 | 11,071 | 1,402 | 408 |
| | M | 8,426 | 5,907 | 895 | 332 |
| | F | 7,967 | 5,164 | 507 | 76 |

Note : 1) Based on Resident Registration Address

2) The individuals eligible for secondary examination are those who are suspected of hypertension or diabetes based on the initial examination or who have been identified to be in the high risk category based on the cognitive dysfunctions examination

제 I -1 표

Ü Ü

Table I-1

General Health Screening Beneficiaries and Statistics

| Division | | i X The 1st step screening test | | j X The 2nd step confirmative test | |
|-------------------------------|------------|------------------------------------|-------------------------------|---------------------------------------|-------------------------------|
| | | Number of Eligible Individuals | Number of Actual Examinees | Number of Eligible Individuals | Number of Actual Examinees |
| Ulleung-gun | S.T | 3,662 | 2,275 | 267 | 52 |
| | M | 2,093 | 1,320 | 168 | 38 |
| | F | 1,569 | 955 | 99 | 14 |
| Gyeongnam | S.T | 1,090,469 | 805,352 | 78,487 | 34,501 |
| | M | 613,601 | 472,236 | 54,511 | 27,467 |
| | F | 476,868 | 333,116 | 23,976 | 7,034 |
| Changwon-si Uichang-gu | S.T | 82,679 | 61,554 | 6,287 | 3,349 |
| | M | 47,000 | 36,435 | 4,417 | 2,528 |
| | F | 35,679 | 25,119 | 1,870 | 821 |
| Changwon-si Seongsan-gu | S.T | 84,582 | 65,843 | 5,727 | 3,586 |
| | M | 51,607 | 43,248 | 4,578 | 3,078 |
| | F | 32,975 | 22,595 | 1,149 | 508 |
| Changwon-si Masanhappo-gu | S.T | 59,876 | 41,811 | 3,837 | 1,500 |
| | M | 31,842 | 22,982 | 2,641 | 1,159 |
| | F | 28,034 | 18,829 | 1,196 | 341 |
| Changwon-si MasanHoewon-gu | S.T | 72,504 | 53,195 | 4,661 | 2,118 |
| | M | 39,394 | 29,566 | 3,281 | 1,607 |
| | F | 33,110 | 23,629 | 1,380 | 511 |
| Changwon-si Jinhae-gu | S.T | 60,718 | 46,980 | 3,834 | 2,147 |
| | M | 38,017 | 31,320 | 2,979 | 1,800 |
| | F | 22,701 | 15,660 | 855 | 347 |
| Jinju-si | S.T | 105,058 | 75,996 | 7,161 | 2,218 |
| | M | 54,254 | 39,946 | 4,657 | 1,667 |
| | F | 50,804 | 36,050 | 2,504 | 551 |
| Tongyeong-si | S.T | 42,583 | 30,289 | 3,079 | 1,198 |
| | M | 23,869 | 17,627 | 2,181 | 954 |
| | F | 18,714 | 12,662 | 898 | 244 |
| Sacheon-si | S.T | 37,533 | 26,828 | 2,483 | 910 |
| | M | 20,642 | 15,280 | 1,654 | 705 |
| | F | 16,891 | 11,548 | 829 | 205 |
| Gimhae-si | S.T | 157,170 | 118,542 | 10,787 | 4,795 |
| | M | 91,527 | 70,972 | 7,722 | 3,746 |
| | F | 65,643 | 47,570 | 3,065 | 1,049 |
| Miryang-si | S.T | 36,821 | 25,665 | 2,817 | 952 |
| | M | 18,725 | 13,270 | 1,647 | 633 |
| | F | 18,096 | 12,395 | 1,170 | 319 |
| Geoje-si | S.T | 85,589 | 69,433 | 7,881 | 5,265 |
| | M | 57,614 | 50,540 | 6,265 | 4,745 |
| | F | 27,975 | 18,893 | 1,616 | 520 |
| Yangsan-si | S.T | 87,845 | 67,483 | 6,797 | 3,500 |
| | M | 49,807 | 39,126 | 4,742 | 2,695 |
| | F | 38,038 | 28,357 | 2,055 | 805 |
| XX aX | X | | | | |
| j aX | X | X | X | X | X |

on the Number of Examinees by District and Gender <Cont'd>

(Unit : Person)

| Division | | i X The 1st step screening test | | j X The 2nd step confirmative test | |
|-----------------|-----|------------------------------------|-------------------------------|---------------------------------------|-------------------------------|
| | | Number of Eligible Individuals | Number of Actual Examinees | Number of Eligible Individuals | Number of Actual Examinees |
| Uiryeong-gun | S.T | 10,813 | 7,138 | 827 | 136 |
| | M | 5,232 | 3,528 | 472 | 113 |
| | F | 5,581 | 3,610 | 355 | 23 |
| Haman-gun | S.T | 24,276 | 16,996 | 1,691 | 586 |
| | M | 13,831 | 10,010 | 1,141 | 471 |
| | F | 10,445 | 6,986 | 550 | 115 |
| Changnyeong-gun | S.T | 22,428 | 15,179 | 1,601 | 418 |
| | M | 11,386 | 7,859 | 937 | 292 |
| | F | 11,042 | 7,320 | 664 | 126 |
| Goseong-gun | S.T | 20,545 | 14,456 | 1,408 | 409 |
| | M | 11,017 | 7,954 | 934 | 323 |
| | F | 9,528 | 6,502 | 474 | 86 |
| Namhae-gun | S.T | 17,258 | 11,719 | 1,229 | 230 |
| | M | 7,969 | 5,389 | 716 | 148 |
| | F | 9,289 | 6,330 | 513 | 82 |
| Hadong-gun | S.T | 17,632 | 12,302 | 1,625 | 269 |
| | M | 8,709 | 6,145 | 901 | 200 |
| | F | 8,923 | 6,157 | 724 | 69 |
| Sancheong-gun | S.T | 12,066 | 8,118 | 749 | 136 |
| | M | 6,032 | 4,105 | 431 | 103 |
| | F | 6,034 | 4,013 | 318 | 33 |
| Hamyang-gun | S.T | 13,889 | 9,656 | 1,177 | 184 |
| | M | 6,660 | 4,574 | 661 | 115 |
| | F | 7,229 | 5,082 | 516 | 69 |
| Geochang-gun | S.T | 20,811 | 14,578 | 1,584 | 348 |
| | M | 10,106 | 6,952 | 888 | 221 |
| | F | 10,705 | 7,626 | 696 | 127 |
| Hapcheon-gun | S.T | 17,793 | 11,591 | 1,245 | 247 |
| | M | 8,361 | 5,408 | 666 | 164 |
| | F | 9,432 | 6,183 | 579 | 83 |
| Jeju | S.T | 171,555 | 119,368 | 13,274 | 4,696 |
| | M | 88,360 | 60,377 | 8,813 | 3,406 |
| | F | 83,195 | 58,991 | 4,461 | 1,290 |
| Jeju-si | S.T | 124,918 | 87,624 | 9,110 | 3,386 |
| | M | 64,402 | 44,690 | 6,238 | 2,514 |
| | F | 60,516 | 42,934 | 2,872 | 872 |
| Seogwipo-si | S.T | 46,637 | 31,744 | 4,164 | 1,310 |
| | M | 23,958 | 15,687 | 2,575 | 892 |
| | F | 22,679 | 16,057 | 1,589 | 418 |

Note : 1) Based on Resident Registration Address

2) The individuals eligible for secondary examination are those who are suspected of hypertension or diabetes based on the initial examination or who have been identified to be in the high risk category based on the cognitive dysfunctions examination

제 I-2 표
Table I-2

단위 : Person

| | | Number of Eligible Individuals | Number of Actual Examinees | Number of Eligible Individuals | Number of Actual Examinees |
|--------------|--------------|-----------------------------------|-------------------------------|-----------------------------------|-------------------------------|
| Total | Total | 15,673,188 | 11,419,350 | 1,118,133 | 412,397 |
| | M | 8,456,805 | 6,277,362 | 757,227 | 304,482 |
| | F | 7,216,383 | 5,141,988 | 360,906 | 107,915 |
| i q | S.T | 28,202 | 25,852 | 437 | 242 |
| 19 or less | M | 13,038 | 11,877 | 322 | 182 |
| | F | 15,164 | 13,975 | 115 | 60 |
| j h | S.T | 339,538 | 289,877 | 5,725 | 2,793 |
| | M | 146,190 | 127,707 | 4,175 | 2,209 |
| | F | 193,348 | 162,170 | 1,550 | 584 |
| j m | S.T | 1,021,482 | 861,405 | 30,794 | 14,982 |
| | M | 557,585 | 480,263 | 26,405 | 13,361 |
| | F | 463,897 | 381,142 | 4,389 | 1,621 |
| kh | S.T | 1,504,926 | 1,181,946 | 68,778 | 32,789 |
| | M | 975,027 | 791,410 | 61,888 | 30,357 |
| | F | 529,899 | 390,536 | 6,890 | 2,432 |
| kn | S.T | 1,428,471 | 1,083,236 | 87,614 | 39,352 |
| | M | 973,115 | 751,313 | 78,018 | 35,842 |
| | F | 455,356 | 331,923 | 9,596 | 3,510 |
| l h | S.T | 1,856,469 | 1,274,646 | 116,975 | 45,004 |
| | M | 1,011,322 | 711,919 | 88,199 | 35,778 |
| | F | 845,147 | 562,727 | 28,776 | 9,226 |
| l m | S.T | 1,933,691 | 1,361,423 | 146,277 | 57,663 |
| | M | 1,062,949 | 751,035 | 105,193 | 43,654 |
| | F | 870,742 | 610,388 | 41,084 | 14,009 |
| nh | S.T | 2,466,711 | 1,759,631 | 203,004 | 76,286 |
| | M | 1,275,713 | 893,894 | 133,258 | 53,212 |
| | F | 1,190,998 | 865,737 | 69,746 | 23,074 |
| nm | S.T | 1,518,465 | 1,152,283 | 137,980 | 52,554 |
| | M | 815,247 | 610,659 | 90,965 | 36,649 |
| | F | 703,218 | 541,624 | 47,015 | 15,905 |
| nh | S.T | 1,380,069 | 1,053,108 | 123,110 | 42,128 |
| | M | 677,549 | 508,763 | 71,466 | 25,920 |
| | F | 702,520 | 544,345 | 51,644 | 16,208 |
| nm | S.T | 423,290 | 322,477 | 38,149 | 12,491 |
| | M | 219,993 | 167,908 | 22,433 | 7,990 |
| | F | 203,297 | 154,569 | 15,716 | 4,501 |
| oh | S.T | 929,582 | 648,373 | 109,223 | 27,525 |
| | M | 419,138 | 298,965 | 52,247 | 14,786 |
| | F | 510,444 | 349,408 | 56,976 | 12,739 |
| on | S.T | 413,989 | 245,203 | 29,091 | 6,101 |
| | M | 171,053 | 108,035 | 13,975 | 3,354 |
| | F | 242,936 | 137,168 | 15,116 | 1 |

제 I-3 표
Table I-3

단위 : Person

| | | Number of Eligible Individuals | Number of Actual Examinees | Number of Eligible Individuals | Number of Actual Examinees |
|-------------|-------|-----------------------------------|-------------------------------|-----------------------------------|-------------------------------|
| Total | Total | 244,158 | 179,061 | 13,258 | 6,527 |
| | M | 170,531 | 130,582 | 10,782 | 5,550 |
| | F | 73,627 | 48,479 | 2,476 | 977 |
| i q | S.T | 300 | 187 | 3 | 2 |
| 19 or less | M | 202 | 145 | 3 | 2 |
| | F | 98 | 42 | - | - |
| j h | S.T | 21,869 | 18,185 | 472 | 256 |
| | M | 17,867 | 15,354 | 455 | 250 |
| | F | 4,002 | 2,831 | 17 | 6 |
| j m | S.T | 51,490 | 39,971 | 1,388 | 739 |
| | M | 41,872 | 33,459 | 1,311 | 706 |
| | F | 9,618 | 6,512 | 77 | 33 |
| kh | S.T | 44,896 | 34,472 | 1,848 | 1,035 |
| | M | 36,788 | 28,898 | 1,742 | 985 |
| | F | 8,108 | 5,574 | 106 | 50 |
| kn | S.T | 30,088 | 22,554 | 1,800 | 995 |
| | M | 24,419 | 18,642 | 1,677 | 928 |
| | F | 5,669 | 3,912 | 123 | 67 |
| l h | S.T | 22,293 | 15,428 | 1,436 | 753 |
| | M | 12,771 | 9,214 | 1,157 | 622 |
| | F | 9,522 | 6,214 | 279 | 131 |
| l m | S.T | 21,291 | 14,960 | 1,759 | 889 |
| | M | 10,975 | 7,989 | 1,337 | 700 |
| | F | 10,316 | 6,971 | 422 | 189 |
| nh | S.T | 21,987 | 15,058 | 1,976 | 882 |
| | M | 10,376 | 7,327 | 1,385 | 651 |
| | F | 11,611 | 7,731 | 591 | 231 |
| nm | S.T | 14,059 | 9,493 | 1,403 | 588 |
| | M | 7,580 | 5,236 | 1,008 | 448 |
| | F | 6,479 | 4,257 | 395 | 140 |
| nh | S.T | 9,795 | 6,047 | 772 | 277 |
| | M | 4,805 | 2,970 | 486 | 189 |
| | F | 4,990 | 3,077 | 286 | 88 |
| nm | S.T | 1,738 | 1,005 | 145 | 51 |
| | M | 960 | 553 | 101 | 36 |
| | F | 778 | 452 | 44 | 15 |
| oh | S.T | 2,350 | 1,128 | 197 | 47 |
| | M | 1,056 | 523 | 93 | 28 |
| | F | 1,294 | 605 | 104 | 19 |
| on | S.T | 931 | 352 | 34 | 9 |
| | M | 420 | 167 | 14 | 2 |
| | F | 511 | 185 | 20 | 7 |
| ph | S.T | 698 | 183 | 21 | 4 |
| | M | 285 | 85 | 10 | 3 |
| | F | 413 | 98 | 11 | 1 |
| pm X | S.T | 373 | 38 | 4 | - |
| 85 and over | M | 155 | 20 | 3 | - |
| | F | 218 | 18 | 1 | - |

aX X

Note: Based on Age at the End of the Year

| Division | | Xi X a Total (Number of 1st Examinees) | y Normal A | z` a Normal B(Cautinary) |
|----------|-------|--|---------------|-----------------------------|
| Total | Total | 11,419,350 | 1,089,192 | 4,354,506 |
| | M | 6,277,362 | 404,558 | 2,252,646 |
| | F | 5,141,988 | 684,634 | 2,101,860 |
| Seoul | S.T | 2,076,220 | 199,401 | 795,201 |
| | M | 1,067,764 | 63,376 | 371,192 |
| | F | 1,008,456 | 136,025 | 424,009 |
| Busan | S.T | 822,352 | 78,286 | 320,734 |
| | M | 439,819 | 27,733 | 158,938 |
| | F | 382,533 | 50,553 | 161,796 |
| Daegu | S.T | 558,533 | 61,419 | 218,410 |
| | M | 298,643 | 23,701 | 109,577 |
| | F | 259,890 | 37,718 | 108,833 |
| Incheon | S.T | 617,767 | 55,893 | 234,525 |
| | M | 346,873 | 20,426 | 122,454 |
| | F | 270,894 | 35,467 | 112,071 |
| Gwangju | S.T | 315,595 | 37,062 | 120,823 |
| | M | 169,533 | 13,880 | 59,521 |
| | F | 146,062 | 23,182 | 61,302 |
| Daejeon | S.T | 352,751 | 33,516 | 140,426 |
| | M | 191,462 | 11,380 | 71,064 |
| | F | 161,289 | 22,136 | 69,362 |
| Ulsan | S.T | 301,153 | 26,940 | 129,316 |
| | M | 195,649 | 11,848 | 83,643 |
| | F | 105,504 | 15,092 | 45,673 |
| Sejong | S.T | 25,710 | 2,397 | 9,289 |
| | M | 14,583 | 966 | 5,221 |
| | F | 11,127 | 1,431 | 4,068 |
| Gyeonggi | S.T | 2,591,187 | 247,854 | 996,155 |
| | M | 1,460,474 | 92,452 | 524,467 |
| | F | 1,130,713 | 155,402 | 471,688 |
| Gangwon | S.T | 364,465 | 36,157 | 119,801 |
| | M | 199,782 | 13,932 | 62,272 |
| | F | 164,683 | 22,225 | 57,529 |
| Chungbuk | S.T | 397,687 | 34,446 | 148,469 |
| | M | 218,323 | 13,400 | 77,649 |
| | F | 179,364 | 21,046 | 70,820 |
| Chungnam | S.T | 494,486 | 42,199 | 180,204 |
| | M | 281,481 | 16,150 | 101,113 |
| | F | 213,005 | 26,049 | 79,091 |
| Jeonbuk | S.T | 439,283 | 46,408 | 165,187 |
| | M | 234,077 | 19,369 | 83,822 |
| | F | 205,206 | 27,039 | 81,365 |
| Jeonnam | S.T | 455,898 | 34,519 | 160,190 |
| | M | 245,899 | 13,821 | 83,051 |
| | F | 209,999 | 20,698 | 77,139 |

XX aX X
j aX `i X a X y dX z dX dX X X X
kaX X X X X X . X X X X X

#

Health Screening by District and Gender

(Unit : Person)

| (Suspected disease) | | | Diagnosed with diseases |
|----------------------------|---------------------------|---|-------------------------|
| Number of actual examinees | General suspected disease | Suspected hypertension or diabetes(required 2nd Exam) | |
| 4,045,565 | 3,661,723 | 965,640 | 1,930,087 |
| 2,599,265 | 2,353,269 | 670,114 | 1,020,893 |
| 1,446,300 | 1,308,454 | 295,526 | 909,194 |
| 714,803 | 649,554 | 169,168 | 366,815 |
| 439,136 | 397,845 | 116,606 | 194,060 |
| 275,667 | 251,709 | 52,562 | 172,755 |
| 296,006 | 270,458 | 64,342 | 127,326 |
| 183,907 | 167,698 | 43,985 | 69,241 |
| 112,099 | 102,760 | 20,357 | 58,085 |
| 193,081 | 172,841 | 47,107 | 85,623 |
| 119,620 | 107,154 | 31,465 | 45,745 |
| 73,461 | 65,687 | 15,642 | 39,878 |
| 221,335 | 199,252 | 55,700 | 106,014 |
| 144,956 | 130,624 | 39,468 | 59,037 |
| 76,379 | 68,628 | 16,232 | 46,977 |
| 108,503 | 99,753 | 22,028 | 49,207 |
| 69,874 | 64,402 | 15,211 | 26,258 |
| 38,629 | 35,351 | 6,817 | 22,949 |
| 120,411 | 109,382 | 27,423 | 58,398 |
| 76,939 | 69,649 | 19,246 | 32,079 |
| 43,472 | 39,733 | 8,177 | 26,319 |
| 108,927 | 98,037 | 26,116 | 35,970 |
| 79,219 | 71,232 | 20,206 | 20,939 |
| 29,708 | 26,805 | 5,910 | 15,031 |
| 8,954 | 8,050 | 2,288 | 5,070 |
| 5,914 | 5,300 | 1,625 | 2,482 |
| 3,040 | 2,750 | 663 | 2,588 |
| 927,934 | 840,104 | 224,468 | 419,244 |
| 613,684 | 555,663 | 160,374 | 229,871 |
| 314,250 | 284,441 | 64,094 | 189,373 |
| 126,471 | 113,333 | 33,797 | 82,036 |
| 81,902 | 73,807 | 22,977 | 41,676 |
| 44,569 | 39,526 | 10,820 | 40,360 |
| 143,490 | 129,473 | 36,189 | 71,282 |
| 91,351 | 82,549 | 24,389 | 35,923 |
| 52,139 | 46,924 | 11,800 | 35,359 |
| 180,276 | 161,813 | 46,908 | 91,807 |
| 118,439 | 106,641 | 32,012 | 45,779 |
| 61,837 | 55,172 | 14,896 | 46,028 |
| 152,544 | 137,748 | 34,244 | 75,144 |
| 93,369 | 84,263 | 22,688 | 37,517 |
| 59,175 | 53,485 | 11,556 | 37,627 |
| 163,952 | 148,593 | 39,674 | 97,237 |
| 103,664 | 94,714 | 25,591 | 45,363 |
| 60,288 | 53,879 | 14,083 | 51,874 |

Note : 1) Based on Resident Registration Address

2) Total "Number of 1st Examinees" refers to the total number of actual examinees including those classified as Normal A, Normal B, Suspected Disease or Diagnosed with Diseases

3) The total number of actual examinees classified as suspected disease was calculated by deducting the number of overlaps between cases of general suspected disease and cases of suspected hypertension or diabetes

제 I -4 표

Table I -4

Ü Ü

Statistics on First Diagnoses Based on General Health

| Division | | Xi X a Total (Number of 1st Examinees) | y Normal A | z` a Normal B(Cautionary) |
|---------------|-----|--|----------------|------------------------------|
| Gyeongbuk | S.T | 681,543 | 59,690 | 264,117 |
| | M | 380,387 | 23,700 | 144,272 |
| | F | 301,156 | 35,990 | 119,845 |
| Gyeongnam | S.T | 805,352 | 78,218 | 309,818 |
| | M | 472,236 | 33,812 | 175,750 |
| | F | 333,116 | 44,406 | 134,068 |
| Jeju | S.T | 119,368 | 14,787 | 41,841 |
| | M | 60,377 | 4,612 | 18,640 |
| | F | 58,991 | 10,175 | 23,201 |
| Seoul | S.T | 2,076,220 | 199,401 | 795,201 |
| | M | 1,067,764 | 63,376 | 371,192 |
| | F | 1,008,456 | 136,025 | 424,009 |
| Jongno-gu | S.T | 33,299 | 3,166 | 12,870 |
| | M | 16,526 | 990 | 5,762 |
| | F | 16,773 | 2,176 | 7,108 |
| Jung-gu | S.T | 31,876 | 3,288 | 12,508 |
| | M | 16,273 | 987 | 5,915 |
| | F | 15,603 | 2,301 | 6,593 |
| Yongsan-gu | S.T | 45,921 | 4,400 | 17,871 |
| | M | 22,705 | 1,272 | 8,066 |
| | F | 23,216 | 3,128 | 9,805 |
| Seongdong-gu | S.T | 59,705 | 5,335 | 21,930 |
| | M | 30,589 | 1,651 | 10,137 |
| | F | 29,116 | 3,684 | 11,793 |
| Gwangjin-gu | S.T | 73,536 | 7,860 | 27,765 |
| | M | 37,378 | 2,326 | 12,760 |
| | F | 36,158 | 5,534 | 15,005 |
| Dongdaemun-gu | S.T | 70,065 | 5,668 | 25,482 |
| | M | 35,291 | 1,798 | 11,411 |
| | F | 34,774 | 3,870 | 14,071 |
| Jungnang-gu | S.T | 84,086 | 6,869 | 29,616 |
| | M | 43,042 | 2,154 | 13,536 |
| | F | 41,044 | 4,715 | 16,080 |
| Seongbuk-gu | S.T | 91,502 | 8,309 | 32,700 |
| | M | 46,776 | 2,717 | 15,304 |
| | F | 44,726 | 5,592 | 17,396 |
| Gangbuk-gu | S.T | 66,059 | 5,005 | 23,264 |
| | M | 33,054 | 1,666 | 10,367 |
| | F | 33,005 | 3,339 | 12,897 |
| Dobong-gu | S.T | 75,031 | 5,491 | 26,141 |
| | M | 38,885 | 1,804 | 12,121 |
| | F | 36,146 | 3,687 | 14,020 |
| Nowon-gu | S.T | 120,565 | 11,587 | 45,788 |
| | M | 63,435 | 3,803 | 21,926 |
| | F | 57,130 | 7,784 | 23,862 |

XX aX X
j aX `i X a X y dX z dX dX X X X
kaX X X X X . X X X X X

#

O

Screening by District and Gender <Cont'd>

(Unit : Person)

| (Suspected disease) | | | Diagnosed with diseases |
|----------------------------|---------------------------|---|-------------------------|
| Number of actual examinees | General suspected disease | Suspected hypertension or diabetes(required 2nd Exam) | |
| 236,705 | 213,325 | 55,487 | 121,031 |
| 152,278 | 137,664 | 37,454 | 60,137 |
| 84,427 | 75,661 | 18,033 | 60,894 |
| 299,992 | 272,109 | 69,011 | 117,324 |
| 199,091 | 180,540 | 48,994 | 63,583 |
| 100,901 | 91,569 | 20,017 | 53,741 |
| 42,181 | 37,898 | 11,690 | 20,559 |
| 25,922 | 23,524 | 7,823 | 11,203 |
| 16,259 | 14,374 | 3,867 | 9,356 |
| 714,803 | 649,554 | 169,168 | 366,815 |
| 439,136 | 397,845 | 116,606 | 194,060 |
| 275,667 | 251,709 | 52,562 | 172,755 |
| 10,791 | 9,857 | 2,428 | 6,472 |
| 6,523 | 5,918 | 1,677 | 3,251 |
| 4,268 | 3,939 | 751 | 3,221 |
| 10,752 | 9,842 | 2,368 | 5,328 |
| 6,620 | 6,059 | 1,638 | 2,751 |
| 4,132 | 3,783 | 730 | 2,577 |
| 15,675 | 14,232 | 3,698 | 7,975 |
| 9,366 | 8,502 | 2,492 | 4,001 |
| 6,309 | 5,730 | 1,206 | 3,974 |
| 20,844 | 19,156 | 4,835 | 11,596 |
| 12,829 | 11,766 | 3,355 | 5,972 |
| 8,015 | 7,390 | 1,480 | 5,624 |
| 25,277 | 22,901 | 6,098 | 12,634 |
| 15,569 | 14,061 | 4,165 | 6,723 |
| 9,708 | 8,840 | 1,933 | 5,911 |
| 24,335 | 22,228 | 5,651 | 14,580 |
| 14,569 | 13,259 | 3,868 | 7,513 |
| 9,766 | 8,969 | 1,783 | 7,067 |
| 30,945 | 28,286 | 7,699 | 16,656 |
| 18,494 | 16,859 | 5,280 | 8,858 |
| 12,451 | 11,427 | 2,419 | 7,798 |
| 31,814 | 28,720 | 8,200 | 18,679 |
| 19,335 | 17,436 | 5,500 | 9,420 |
| 12,479 | 11,284 | 2,700 | 9,259 |
| 23,013 | 20,734 | 6,002 | 14,777 |
| 13,649 | 12,266 | 3,998 | 7,372 |
| 9,364 | 8,468 | 2,004 | 7,405 |
| 28,366 | 26,132 | 6,539 | 15,033 |
| 16,702 | 15,260 | 4,499 | 8,258 |
| 11,664 | 10,872 | 2,040 | 6,775 |
| 40,759 | 36,985 | 9,547 | 22,431 |
| 25,766 | 23,357 | 6,759 | 11,940 |
| 14,993 | 13,628 | 2,788 | 10,491 |

Note : 1) Based on Resident Registration Address

2) Total "Number of 1st Examinees" refers to the total number of actual examinees including those classified as Normal A, Normal B, Suspected Disease or Diagnosed with Diseases

3) The total number of actual examinees classified as suspected disease was calculated by deducting the number of overlaps between cases of general suspected disease and cases of suspected hypertension or diabetes

Table I -4

Statistics on First Diagnoses Based on General Health

| Division | | Xi X a Total (Number of 1st Examinees) | y Normal A | z` a Normal B(Cautionary) |
|-----------------|-----|--|---------------|------------------------------|
| Eunpyeong-gu | S.T | 96,072 | 8,044 | 35,475 |
| | M | 48,929 | 2,606 | 16,321 |
| | F | 47,143 | 5,438 | 19,154 |
| Seodaemun-gu | S.T | 61,240 | 5,167 | 22,948 |
| | M | 30,045 | 1,411 | 10,131 |
| | F | 31,195 | 3,756 | 12,817 |
| Mapo-gu | S.T | 77,806 | 8,046 | 29,399 |
| | M | 39,394 | 2,579 | 13,515 |
| | F | 38,412 | 5,467 | 15,884 |
| Yangcheon-gu | S.T | 97,459 | 9,637 | 37,765 |
| | M | 51,137 | 3,123 | 17,922 |
| | F | 46,322 | 6,514 | 19,843 |
| Gangseo-gu | S.T | 119,340 | 11,332 | 45,574 |
| | M | 62,196 | 3,652 | 21,776 |
| | F | 57,144 | 7,680 | 23,798 |
| Guro-gu | S.T | 93,572 | 8,496 | 35,843 |
| | M | 49,585 | 2,973 | 17,236 |
| | F | 43,987 | 5,523 | 18,607 |
| Geumcheon-gu | S.T | 53,163 | 5,447 | 19,094 |
| | M | 28,449 | 1,965 | 9,420 |
| | F | 24,714 | 3,482 | 9,674 |
| Yeongdeungpo-gu | S.T | 94,163 | 9,439 | 38,142 |
| | M | 49,769 | 3,118 | 18,625 |
| | F | 44,394 | 6,321 | 19,517 |
| Dongjak-gu | S.T | 81,901 | 7,676 | 33,339 |
| | M | 41,734 | 2,391 | 15,386 |
| | F | 40,167 | 5,285 | 17,953 |
| Gwanak-gu | S.T | 105,510 | 9,926 | 42,181 |
| | M | 54,788 | 3,326 | 20,131 |
| | F | 50,722 | 6,600 | 22,050 |
| Seocho-gu | S.T | 83,697 | 9,905 | 34,021 |
| | M | 43,456 | 3,121 | 16,109 |
| | F | 40,241 | 6,784 | 17,912 |
| Gangnam-gu | S.T | 116,624 | 13,427 | 49,212 |
| | M | 58,581 | 3,863 | 22,564 |
| | F | 58,043 | 9,564 | 26,648 |
| Songpa-gu | S.T | 140,709 | 16,024 | 55,932 |
| | M | 72,488 | 5,058 | 26,077 |
| | F | 68,221 | 10,966 | 29,855 |
| Gangdong-gu | S.T | 103,319 | 9,857 | 40,341 |
| | M | 53,259 | 3,022 | 18,674 |
| | F | 50,060 | 6,835 | 21,667 |
| Busan | S.T | 822,352 | 78,286 | 320,734 |
| | M | 439,819 | 27,733 | 158,938 |
| | F | 382,533 | 50,553 | 161,796 |

XX aX X
jaX `i X a X y dX z dX dX X X X
kaX X X X X . X X X X X

. O

Screening by District and Gender <Cont'd>

XX a
(Unit : Person)

| (Suspected disease) | | | Diagnosed with diseases |
|----------------------------|--------------------------------|--|-------------------------|
| Number of actual examinees | X General suspected disease | f X Suspected hypertension or diabetes(required 2nd Exam) | |
| 33,540 | 30,305 | 8,381 | 19,013 |
| 20,278 | 18,270 | 5,697 | 9,724 |
| 13,262 | 12,035 | 2,684 | 9,289 |
| 20,430 | 18,321 | 5,488 | 12,695 |
| 12,258 | 10,986 | 3,640 | 6,245 |
| 8,172 | 7,335 | 1,848 | 6,450 |
| 26,320 | 23,870 | 6,319 | 14,041 |
| 16,170 | 14,647 | 4,311 | 7,130 |
| 10,150 | 9,223 | 2,008 | 6,911 |
| 33,966 | 31,162 | 7,436 | 16,091 |
| 21,085 | 19,220 | 5,297 | 9,007 |
| 12,881 | 11,942 | 2,139 | 7,084 |
| 41,088 | 37,349 | 9,757 | 21,346 |
| 25,489 | 23,019 | 6,806 | 11,279 |
| 15,599 | 14,330 | 2,951 | 10,067 |
| 32,691 | 29,181 | 8,752 | 16,542 |
| 20,503 | 18,352 | 5,925 | 8,873 |
| 12,188 | 10,829 | 2,827 | 7,669 |
| 19,407 | 17,565 | 4,854 | 9,215 |
| 12,197 | 11,023 | 3,376 | 4,867 |
| 7,210 | 6,542 | 1,478 | 4,348 |
| 31,730 | 28,735 | 7,300 | 14,852 |
| 20,073 | 18,147 | 5,104 | 7,953 |
| 11,657 | 10,588 | 2,196 | 6,899 |
| 26,576 | 23,770 | 6,508 | 14,310 |
| 16,500 | 14,740 | 4,411 | 7,457 |
| 10,076 | 9,030 | 2,097 | 6,853 |
| 35,806 | 32,705 | 7,918 | 17,597 |
| 22,166 | 20,179 | 5,501 | 9,165 |
| 13,640 | 12,526 | 2,417 | 8,432 |
| 28,362 | 26,139 | 5,543 | 11,409 |
| 17,611 | 16,123 | 3,950 | 6,615 |
| 10,751 | 10,016 | 1,593 | 4,794 |
| 38,517 | 35,288 | 7,908 | 15,468 |
| 23,436 | 21,339 | 5,506 | 8,718 |
| 15,081 | 13,949 | 2,402 | 6,750 |
| 48,071 | 43,741 | 11,076 | 20,682 |
| 29,825 | 27,101 | 7,700 | 11,528 |
| 18,246 | 16,640 | 3,376 | 9,154 |
| 35,728 | 32,350 | 8,863 | 17,393 |
| 22,123 | 19,956 | 6,151 | 9,440 |
| 13,605 | 12,394 | 2,712 | 7,953 |
| 296,006 | 270,458 | 64,342 | 127,326 |
| 183,907 | 167,698 | 43,985 | 69,241 |
| 112,099 | 102,760 | 20,357 | 58,085 |

Note : 1) Based on Resident Registration Address

2) Total "Number of 1st Examinees" refers to the total number of actual examinees including those classified as Normal A, Normal B, Suspected Disease or Diagnosed with Diseases

3) The total number of actual examinees classified as suspected disease was calculated by deducting the number of overlaps between cases of general suspected disease and cases of suspected hypertension or diabetes

Table I -4

Statistics on First Diagnoses Based on General Health

| Division | | Xi X a Total (Number of 1st Examinees) | y Normal A | z` a Normal B(Cautionary) |
|--------------|-----|--|---------------|------------------------------|
| Jung-gu | S.T | 11,338 | 980 | 4,195 |
| | M | 5,864 | 318 | 2,073 |
| | F | 5,474 | 662 | 2,122 |
| Seo-gu | S.T | 27,028 | 2,263 | 9,293 |
| | M | 13,755 | 720 | 4,408 |
| | F | 13,273 | 1,543 | 4,885 |
| Dong-gu | S.T | 22,500 | 1,844 | 7,652 |
| | M | 11,758 | 686 | 3,764 |
| | F | 10,742 | 1,158 | 3,888 |
| Yeongdo-gu | S.T | 32,683 | 2,908 | 11,707 |
| | M | 17,244 | 986 | 5,765 |
| | F | 15,439 | 1,922 | 5,942 |
| Busanjin-gu | S.T | 90,556 | 9,071 | 33,547 |
| | M | 47,258 | 3,187 | 16,306 |
| | F | 43,298 | 5,884 | 17,241 |
| Dongnae-gu | S.T | 65,496 | 7,086 | 27,036 |
| | M | 34,160 | 2,462 | 12,830 |
| | F | 31,336 | 4,624 | 14,206 |
| Nam-gu | S.T | 67,085 | 6,875 | 24,183 |
| | M | 35,777 | 2,398 | 12,134 |
| | F | 31,308 | 4,477 | 12,049 |
| Buk-gu | S.T | 72,079 | 6,718 | 29,574 |
| | M | 39,384 | 2,560 | 14,713 |
| | F | 32,695 | 4,158 | 14,861 |
| Haeundae-gu | S.T | 92,911 | 8,797 | 37,288 |
| | M | 49,742 | 3,152 | 18,301 |
| | F | 43,169 | 5,645 | 18,987 |
| Saha-gu | S.T | 85,310 | 7,518 | 33,603 |
| | M | 47,793 | 2,658 | 17,544 |
| | F | 37,517 | 4,860 | 16,059 |
| Geumjeong-gu | S.T | 59,111 | 5,582 | 24,253 |
| | M | 30,835 | 1,900 | 11,583 |
| | F | 28,276 | 3,682 | 12,670 |
| Gangseo-gu | S.T | 16,986 | 1,486 | 6,847 |
| | M | 10,426 | 701 | 4,092 |
| | F | 6,560 | 785 | 2,755 |
| Yeonje-gu | S.T | 50,060 | 5,266 | 20,491 |
| | M | 25,916 | 1,756 | 9,715 |
| | F | 24,144 | 3,510 | 10,776 |
| Suyeong-gu | S.T | 40,582 | 3,637 | 15,869 |
| | M | 20,738 | 1,201 | 7,396 |
| | F | 19,844 | 2,436 | 8,473 |
| Sasang-gu | S.T | 64,215 | 6,022 | 25,597 |
| | M | 35,167 | 2,190 | 12,997 |
| | F | 29,048 | 3,832 | 12,600 |

XX aX X
j aX `i X a X y dX z dX dX X X X X
kaX X X X X X . X X X X X

. O
Screening by District and Gender <Cont'd>

XX a
(Unit : Person)

| Number of actual examinees | | X General suspected disease | f Suspected hypertension or diabetes(required 2nd Exam) | X a |
|----------------------------|---------|--------------------------------|---|--------|
| | | 3,916 | | 2,247 |
| | | 2,383 | | 1,090 |
| | | 1,533 | | 1,157 |
| | | 9,639 | | 5,833 |
| | | 5,764 | | 2,863 |
| | | 3,875 | | 2,970 |
| | | 8,394 | | 4,610 |
| | | 5,052 | | 2,256 |
| | | 3,342 | | 2,354 |
| | | 10,652 | | 7,416 |
| | | 6,715 | | 3,778 |
| | | 3,937 | | 3,638 |
| | | 31,941 | | 15,997 |
| | | 19,558 | | 8,207 |
| | | 12,383 | | 7,790 |
| | | 24,075 | | 7,299 |
| | | 14,546 | | 4,322 |
| | | 9,529 | | 2,977 |
| | | 23,721 | | 12,306 |
| | | 14,618 | | 6,627 |
| | | 9,103 | | 15,615 |
| 9,103 | 1,615 | 11,615 | 1,615 | 24,610 |
| 26,966 | | 24,610 | P | 5,8 |
| | 24,610y | P | | 1,615 |

제 I -4 표
Table I -4

Ü Ü
Statistics on First Diagnoses Based on General Health

| | | | | |
|------------|-----|---------|--------|---------|
| Gijang-gun | S.T | 24,412 | 2,233 | 9,599 |
| | M | 14,002 | 858 | 5,317 |
| | F | 10,410 | 1,375 | 4,282 |
| Daegu | S.T | 558,533 | 61,419 | 218,410 |
| | M | 298,643 | 23,0 0 | |

. O

Screening by District and Gender <Cont'd>

XX a
(Unit : Person)

| (Suspected disease) | | | Diagnosed with diseases |
|----------------------------|--------------------------------|--|-------------------------|
| Number of actual examinees | X General suspected disease | f X Suspected hypertension or diabetes(required 2nd Exam) | |
| 9,114 | 8,381 | 1,862 | 3,466 |
| 6,035 | 5,576 | 1,302 | 1,792 |
| 3,079 | 2,805 | 560 | 1,674 |
| 193,081 | 172,841 | 47,107 | 85,623 |
| 119,620 | 107,154 | 31,465 | 45,745 |
| 73,461 | 65,687 | 15,642 | 39,878 |
| 5,556 | 4,974 | 1,390 | 3,089 |
| 3,190 | 2,833 | 884 | 1,504 |
| 2,366 | 2,141 | 506 | 1,585 |
| 27,943 | 25,175 | 6,806 | 12,469 |
| 16,742 | 15,089 | 4,426 | 6,443 |
| 11,201 | 10,086 | 2,380 | 6,026 |
| 18,073 | 15,980 | 4,859 | 8,306 |
| 10,643 | 9,433 | 3,048 | 4,135 |
| 7,430 | 6,547 | 1,811 | 4,171 |
| 12,367 | 11,151 | 2,995 | 5,604 |
| 7,068 | 6,349 | 1,867 | 2,821 |
| 5,299 | 4,802 | 1,128 | 2,783 |
| 33,126 | 29,637 | 8,030 | 15,507 |
| 21,282 | 19,097 | 5,538 | 8,197 |
| 11,844 | 10,540 | 2,492 | 7,310 |
| 33,425 | 30,304 | 7,346 | 14,446 |
| 20,282 | 18,365 | 4,945 | 8,181 |
| 13,143 | 11,939 | 2,401 | 6,265 |
| 47,365 | 42,372 | 11,458 | 19,011 |
| 30,276 | 27,072 | 7,919 | 10,764 |
| 17,089 | 15,300 | 3,539 | 8,247 |
| 15,226 | 13,248 | 4,223 | 7,191 |
| 10,137 | 8,916 | 2,838 | 3,700 |
| 5,089 | 4,332 | 1,385 | 3,491 |
| 221,335 | 199,252 | 55,700 | 106,014 |
| 144,956 | 130,624 | 39,468 | 59,037 |
| 76,379 | 68,628 | 16,232 | 46,977 |
| 8,072 | 7,431 | 1,926 | 3,723 |
| 5,345 | 4,923 | 1,384 | 2,099 |
| 2,727 | 2,508 | 542 | 1,624 |
| 6,835 | 6,158 | 1,852 | 3,603 |
| 4,396 | 3,959 | 1,288 | 1,964 |
| 2,439 | 2,199 | 564 | 1,639 |
| 33,543 | 30,167 | 8,715 | 17,513 |
| 21,024 | 18,925 | 5,944 | 9,494 |
| 12,519 | 11,242 | 2,771 | 8,019 |
| 22,846 | 20,922 | 5,113 | 10,071 |
| 15,212 | 13,885 | 3,783 | 6,084 |
| 7,634 | 7,037 | 1,330 | 3,987 |

Note : 1) Based on Resident Registration Address

2) Total "Number of 1st Examinees" refers to the total number of actual examinees including those classified as Normal A, Normal B, Suspected Disease or Diagnosed with Diseases

3) The total number of actual examinees classified as suspected disease was calculated by deducting the number of overlaps between cases of general suspected disease and cases of suspected hypertension or diabetes

Table I -4

Statistics on First Diagnoses Based on General Health

| Division | | Xi X a Total (Number of 1st Examinees) | y Normal A | z` a Normal B(Cautionary) |
|----------------|------------|--|---------------|------------------------------|
| Namdong-gu | S.T | 112,353 | 11,698 | 43,185 |
| | M | 64,140 | 4,183 | 23,271 |
| | F | 48,213 | 7,515 | 19,914 |
| Bupyeong-gu | S.T | 121,117 | 11,368 | 48,914 |
| | M | 66,463 | 4,054 | 24,674 |
| | F | 54,654 | 7,314 | 24,240 |
| Gyeyang-gu | S.T | 73,139 | 6,399 | 28,045 |
| | M | 40,232 | 2,270 | 14,114 |
| | F | 32,907 | 4,129 | 13,931 |
| Seo-gu | S.T | 96,047 | 8,697 | 36,750 |
| | M | 55,921 | 3,403 | 19,944 |
| | F | 40,126 | 5,294 | 16,806 |
| Ganghwa-gun | S.T | 15,653 | 873 | 4,542 |
| | M | 8,110 | 357 | 2,250 |
| | F | 7,543 | 516 | 2,292 |
| Ongjin-gun | S.T | 5,450 | 316 | 1,829 |
| | M | 3,364 | 170 | 1,165 |
| | F | 2,086 | 146 | 664 |
| Gwangju | S.T | 315,595 | 37,062 | 120,823 |
| | M | 169,533 | 13,880 | 59,521 |
| | F | 146,062 | 23,182 | 61,302 |
| Dong-gu | S.T | 22,516 | 2,507 | 7,988 |
| | M | 11,241 | 900 | 3,597 |
| | F | 11,275 | 1,607 | 4,391 |
| Seo-gu | S.T | 67,133 | 8,733 | 25,300 |
| | M | 35,556 | 3,006 | 12,230 |
| | F | 31,577 | 5,727 | 13,070 |
| Nam-gu | S.T | 46,855 | 5,758 | 17,516 |
| | M | 23,490 | 1,988 | 7,988 |
| | F | 23,365 | 3,770 | 9,528 |
| Buk-gu | S.T | 95,974 | 10,861 | 36,282 |
| | M | 50,260 | 3,966 | 17,330 |
| | F | 45,714 | 6,895 | 18,952 |
| Gwangsan-gu | S.T | 83,117 | 9,203 | 33,737 |
| | M | 48,986 | 4,020 | 18,376 |
| | F | 34,131 | 5,183 | 15,361 |
| Daejeon | S.T | 352,751 | 33,516 | 140,426 |
| | M | 191,462 | 11,380 | 71,064 |
| | F | 161,289 | 22,136 | 69,362 |
| Dong-gu | S.T | 56,163 | 4,313 | 21,183 |
| | M | 29,881 | 1,522 | 10,544 |
| | F | 26,282 | 2,791 | 10,639 |

XX aX X
j aX `i X a X y dX z dX dX X X X X
kaX X X X X X . X X X X X

. O

Screening by District and Gender <Cont'd>

XX a
(Unit : Person)

| (Suspected disease) | | | Diagnosed with diseases |
|----------------------------|---------------------------|---|-------------------------|
| Number of actual examinees | General suspected disease | Suspected hypertension or diabetes(required 2nd Exam) | |
| 38,391 | 34,284 | 9,843 | 19,079 |
| 26,103 | 23,383 | 7,076 | 10,583 |
| 12,288 | 10,901 | 2,767 | 8,496 |
| 41,396 | 37,096 | 10,218 | 19,439 |
| 26,979 | 24,192 | 7,362 | 10,756 |
| 14,417 | 12,904 | 2,856 | 8,683 |
| 27,646 | 24,995 | 6,894 | 11,049 |
| 17,509 | 15,813 | 4,806 | 6,339 |
| 10,137 | 9,182 | 2,088 | 4,710 |
| 34,821 | 31,324 | 8,815 | 15,779 |
| 23,670 | 21,372 | 6,326 | 8,904 |
| 11,151 | 9,952 | 2,489 | 6,875 |
| 5,544 | 4,846 | 1,754 | 4,694 |
| 3,222 | 2,811 | 1,108 | 2,281 |
| 2,322 | 2,035 | 646 | 2,413 |
| 2,241 | 2,029 | 570 | 1,064 |
| 1,496 | 1,361 | 391 | 533 |
| 745 | 668 | 179 | 531 |
| 108,503 | 99,753 | 22,028 | 49,207 |
| 69,874 | 64,402 | 15,211 | 26,258 |
| 38,629 | 35,351 | 6,817 | 22,949 |
| 7,428 | 6,754 | 1,690 | 4,593 |
| 4,412 | 4,008 | 1,116 | 2,332 |
| 3,016 | 2,746 | 574 | 2,261 |
| 22,910 | 21,051 | 4,645 | 10,190 |
| 14,740 | 13,575 | 3,243 | 5,580 |
| 8,170 | 7,476 | 1,402 | 4,610 |
| 15,238 | 13,887 | 3,276 | 8,343 |
| 9,193 | 8,374 | 2,174 | 4,321 |
| 6,045 | 5,513 | 1,102 | 4,022 |
| 33,245 | 30,571 | 6,747 | 15,586 |
| 20,719 | 19,063 | 4,555 | 8,245 |
| 12,526 | 11,508 | 2,192 | 7,341 |
| 29,682 | 27,490 | 5,670 | 10,495 |
| 20,810 | 19,382 | 4,123 | 5,780 |
| 8,872 | 8,108 | 1,547 | 4,715 |
| 120,411 | 109,382 | 27,423 | 58,398 |
| 76,939 | 69,649 | 19,246 | 32,079 |
| 43,472 | 39,733 | 8,177 | 26,319 |
| 19,880 | 18,151 | 4,555 | 10,787 |
| 12,307 | 11,208 | 3,117 | 5,508 |
| 7,573 | 6,943 | 1,438 | 5,279 |

Note : 1) Based on Resident Registration Address

2) Total "Number of 1st Examinees" refers to the total number of actual examinees including those classified as Normal A, Normal B, Suspected Disease or Diagnosed with Diseases

3) The total number of actual examinees classified as suspected disease was calculated by deducting the number of overlaps between cases of general suspected disease and cases of suspected hypertension or diabetes

Table I -4

Statistics on First Diagnoses Based on General Health

| Division | | Xi X a Total (Number of 1st Examinees) | y Normal A | z` a Normal B(Cautionary) |
|-------------------------|-----|--|---------------|------------------------------|
| Jung-gu | S.T | 60,720 | 5,077 | 22,711 |
| | M | 31,097 | 1,611 | 10,610 |
| | F | 29,623 | 3,466 | 12,101 |
| Seo-gu | S.T | 114,874 | 12,335 | 46,934 |
| | M | 60,547 | 3,852 | 22,756 |
| | F | 54,327 | 8,483 | 24,178 |
| Yuseong-gu | S.T | 71,990 | 7,624 | 30,394 |
| | M | 42,957 | 2,904 | 17,266 |
| | F | 29,033 | 4,720 | 13,128 |
| Daedeok-gu | S.T | 49,004 | 4,167 | 19,204 |
| | M | 26,980 | 1,491 | 9,888 |
| | F | 22,024 | 2,676 | 9,316 |
| Ulsan | S.T | 301,153 | 26,940 | 129,316 |
| | M | 195,649 | 11,848 | 83,643 |
| | F | 105,504 | 15,092 | 45,673 |
| Jung-gu | S.T | 58,009 | 5,363 | 24,049 |
| | M | 35,444 | 2,133 | 14,340 |
| | F | 22,565 | 3,230 | 9,709 |
| Nam-gu | S.T | 86,391 | 7,880 | 36,085 |
| | M | 54,475 | 3,152 | 22,395 |
| | F | 31,916 | 4,728 | 13,690 |
| Dong-gu | S.T | 55,193 | 4,831 | 26,600 |
| | M | 38,912 | 2,757 | 19,129 |
| | F | 16,281 | 2,074 | 7,471 |
| Buk-gu | S.T | 50,095 | 4,754 | 21,825 |
| | M | 34,688 | 2,011 | 14,824 |
| | F | 15,407 | 2,743 | 7,001 |
| Ulju-gun | S.T | 51,465 | 4,112 | 20,757 |
| | M | 32,130 | 1,795 | 12,955 |
| | F | 19,335 | 2,317 | 7,802 |
| Sejong | S.T | 25,710 | 2,397 | 9,289 |
| | M | 14,583 | 966 | 5,221 |
| | F | 11,127 | 1,431 | 4,068 |
| Gyeonggi | S.T | 2,591,187 | 247,854 | 996,155 |
| | M | 1,460,474 | 92,452 | 524,467 |
| | F | 1,130,713 | 155,402 | 471,688 |
| Suwon-si Jangan-gu | S.T | 61,326 | 6,073 | 24,718 |
| | M | 33,962 | 2,175 | 12,437 |
| | F | 27,364 | 3,898 | 12,281 |
| Suwon-si Gwonseon-gu | S.T | 68,237 | 7,549 | 26,672 |
| | M | 38,816 | 2,795 | 14,220 |
| | F | 29,421 | 4,754 | 12,452 |

XX aX X
j aX `i X a X y dX z dX dX X X X
kaX X X X X . X X X X X

. O

Screening by District and Gender <Cont'd>

XX a
(Unit : Person)

| (Suspected disease) | | | Diagnosed with diseases |
|----------------------------|--------------------------------|--|-------------------------|
| Number of actual examinees | X General suspected disease | f X Suspected hypertension or diabetes(required 2nd Exam) | |
| 21,437 | 19,515 | 5,040 | 11,495 |
| 12,928 | 11,748 | 3,374 | 5,948 |
| 8,509 | 7,767 | 1,666 | 5,547 |
| 37,468 | 34,079 | 8,189 | 18,137 |
| 23,652 | 21,421 | 5,697 | 10,287 |
| 13,816 | 12,658 | 2,492 | 7,850 |
| 24,590 | 22,359 | 5,298 | 9,382 |
| 17,021 | 15,405 | 3,988 | 5,766 |
| 7,569 | 6,954 | 1,310 | 3,616 |
| 17,036 | 15,278 | 4,341 | 8,597 |
| 11,031 | 9,867 | 3,070 | 4,570 |
| 6,005 | 5,411 | 1,271 | 4,027 |
| 108,927 | 98,037 | 26,116 | 35,970 |
| 79,219 | 71,232 | 20,206 | 20,939 |
| 29,708 | 26,805 | 5,910 | 15,031 |
| 20,897 | 18,664 | 5,385 | 7,700 |
| 14,727 | 13,169 | 4,030 | 4,244 |
| 6,170 | 5,495 | 1,355 | 3,456 |
| 32,038 | 29,104 | 7,255 | 10,388 |
| 22,754 | 20,620 | 5,544 | 6,174 |
| 9,284 | 8,484 | 1,711 | 4,214 |
| 17,052 | 14,940 | 4,222 | 6,710 |
| 12,677 | 11,028 | 3,351 | 4,349 |
| 4,375 | 3,912 | 871 | 2,361 |
| 19,372 | 17,477 | 4,844 | 4,144 |
| 15,486 | 14,025 | 4,028 | 2,367 |
| 3,886 | 3,452 | 816 | 1,777 |
| 19,568 | 17,852 | 4,410 | 7,028 |
| 13,575 | 12,390 | 3,253 | 3,805 |
| 5,993 | 5,462 | 1,157 | 3,223 |
| 8,954 | 8,050 | 2,288 | 5,070 |
| 5,914 | 5,300 | 1,625 | 2,482 |
| 3,040 | 2,750 | 663 | 2,588 |
| 927,934 | 840,104 | 224,468 | 419,244 |
| 613,684 | 555,663 | 160,374 | 229,871 |
| 314,250 | 284,441 | 64,094 | 189,373 |
| 20,636 | 18,730 | 4,657 | 9,899 |
| 13,871 | 12,597 | 3,443 | 5,479 |
| 6,765 | 6,133 | 1,214 | 4,420 |
| 23,246 | 21,226 | 5,203 | 10,770 |
| 15,858 | 14,497 | 3,822 | 5,943 |
| 7,388 | 6,729 | 1,381 | 4,827 |

Note : 1) Based on Resident Registration Address

2) Total "Number of 1st Examinees" refers to the total number of actual examinees including those classified as Normal A, Normal B, Suspected Disease or Diagnosed with Diseases

3) The total number of actual examinees classified as suspected disease was calculated by deducting the number of overlaps between cases of general suspected disease and cases of suspected hypertension or diabetes

제 I -4 표

Table I -4

Ü Ü

Statistics on First Diagnoses Based on General Health

| Division | | Xi X a Total (Number of 1st Examinees) | y Normal A | z` a Normal B(Cautionary) |
|---------------------------|-----|--|---------------|------------------------------|
| Suwon-si Paldal-gu | S.T | 45,248 | 4,664 | 17,726 |
| | M | 24,103 | 1,619 | 8,692 |
| | F | 21,145 | 3,045 | 9,034 |
| Suwon-si Yeongtong-gu | S.T | 63,844 | 9,078 | 26,739 |
| | M | 39,758 | 4,080 | 15,853 |
| | F | 24,086 | 4,998 | 10,886 |
| Seongnam-si Sujeong-gu | S.T | 49,740 | 4,471 | 18,724 |
| | M | 26,047 | 1,612 | 8,881 |
| | F | 23,693 | 2,859 | 9,843 |
| Seongnam-si Jungwon-gu | S.T | 54,687 | 4,462 | 21,029 |
| | M | 28,397 | 1,508 | 9,845 |
| | F | 26,290 | 2,954 | 11,184 |
| Seongnam-si Bundang-gu | S.T | 97,418 | 11,780 | 38,806 |
| | M | 53,281 | 3,813 | 19,858 |
| | F | 44,137 | 7,967 | 18,948 |
| Uijeongbu-si | S.T | 85,674 | 7,836 | 30,906 |
| | M | 45,295 | 2,590 | 15,055 |
| | F | 40,379 | 5,246 | 15,851 |
| Anyang-si Manan-gu | S.T | 57,366 | 6,337 | 21,346 |
| | M | 31,059 | 2,120 | 10,672 |
| | F | 26,307 | 4,217 | 10,674 |
| Anyang-si Dongan-gu | S.T | 77,094 | 7,808 | 30,955 |
| | M | 42,320 | 2,750 | 15,455 |
| | F | 34,774 | 5,058 | 15,500 |
| Bucheon-si Wonmi-gu | S.T | 99,642 | 10,435 | 40,244 |
| | M | 52,358 | 3,344 | 19,183 |
| | F | 47,284 | 7,091 | 21,061 |
| Bucheon-si Sosa-gu | S.T | 50,474 | 4,807 | 19,812 |
| | M | 26,396 | 1,607 | 9,361 |
| | F | 24,078 | 3,200 | 10,451 |
| Bucheon-si Ojeong-gu | S.T | 40,343 | 3,711 | 14,835 |
| | M | 21,673 | 1,321 | 7,386 |
| | F | 18,670 | 2,390 | 7,449 |
| Gwangmyeong-si | S.T | 75,690 | 7,094 | 28,564 |
| | M | 41,322 | 2,478 | 14,202 |
| | F | 34,368 | 4,616 | 14,362 |
| Pyeongtaek-si | S.T | 104,483 | 8,353 | 39,542 |
| | M | 63,083 | 3,453 | 22,680 |
| | F | 41,400 | 4,900 | 16,862 |
| Dongducheon-si | S.T | 18,808 | 1,597 | 6,711 |
| | M | 10,467 | 636 | 3,558 |
| | F | 8,341 | 961 | 3,153 |

XX aX X
j aX `i X a X y dX z dX dX X X X X
kaX X X X X X . X X X X X X

. O

Screening by District and Gender <Cont'd>

XX a
(Unit : Person)

| (Suspected disease) | | | Diagnosed with diseases |
|----------------------------|---------------------------|---|-------------------------|
| Number of actual examinees | General suspected disease | Suspected hypertension or diabetes(required 2nd Exam) | |
| 15,095 | 13,811 | 3,272 | 7,763 |
| 9,769 | 8,929 | 2,337 | 4,023 |
| 5,326 | 4,882 | 935 | 3,740 |
| 21,575 | 19,925 | 4,095 | 6,452 |
| 15,840 | 14,660 | 3,172 | 3,985 |
| 5,735 | 5,265 | 923 | 2,467 |
| 17,120 | 15,365 | 4,550 | 9,425 |
| 10,781 | 9,657 | 3,169 | 4,773 |
| 6,339 | 5,708 | 1,381 | 4,652 |
| 19,208 | 17,174 | 5,076 | 9,988 |
| 11,878 | 10,633 | 3,447 | 5,166 |
| 7,330 | 6,541 | 1,629 | 4,822 |
| 31,799 | 29,138 | 6,473 | 15,033 |
| 21,031 | 19,216 | 4,741 | 8,579 |
| 10,768 | 9,922 | 1,732 | 6,454 |
| 30,530 | 27,880 | 7,087 | 16,402 |
| 18,764 | 17,027 | 4,938 | 8,886 |
| 11,766 | 10,853 | 2,149 | 7,516 |
| 21,059 | 18,940 | 5,451 | 8,624 |
| 13,397 | 12,015 | 3,827 | 4,870 |
| 7,662 | 6,925 | 1,624 | 3,754 |
| 27,282 | 24,696 | 6,344 | 11,049 |
| 17,747 | 16,017 | 4,570 | 6,368 |
| 9,535 | 8,679 | 1,774 | 4,681 |
| 32,908 | 29,588 | 7,758 | 16,055 |
| 20,968 | 18,845 | 5,563 | 8,863 |
| 11,940 | 10,743 | 2,195 | 7,192 |
| 16,842 | 14,975 | 4,300 | 9,013 |
| 10,702 | 9,514 | 2,958 | 4,726 |
| 6,140 | 5,461 | 1,342 | 4,287 |
| 13,819 | 12,265 | 3,782 | 7,978 |
| 8,798 | 7,855 | 2,630 | 4,168 |
| 5,021 | 4,410 | 1,152 | 3,810 |
| 28,627 | 26,346 | 6,433 | 11,405 |
| 18,250 | 16,717 | 4,630 | 6,392 |
| 10,377 | 9,629 | 1,803 | 5,013 |
| 40,694 | 37,177 | 9,184 | 15,894 |
| 28,237 | 25,793 | 6,759 | 8,713 |
| 12,457 | 11,384 | 2,425 | 7,181 |
| 7,767 | 6,855 | 2,305 | 2,733 |
| 4,770 | 4,204 | 1,532 | 1,503 |
| 2,997 | 2,651 | 773 | 1,230 |

Note : 1) Based on Resident Registration Address

2) Total "Number of 1st Examinees" refers to the total number of actual examinees including those classified as Normal A, Normal B, Suspected Disease or Diagnosed with Diseases

3) The total number of actual examinees classified as suspected disease was calculated by deducting the number of overlaps between cases of general suspected disease and cases of suspected hypertension or diabetes

Table I -4

Statistics on First Diagnoses Based on General Health

| Division | | Xi X a Total (Number of 1st Examinees) | y Normal A | z` a Normal B(Cautionary) |
|---------------------------|-----|--|---------------|------------------------------|
| Ansan-si Sangrok-gu | S.T | 76,120 | 6,934 | 29,689 |
| | M | 43,552 | 2,395 | 15,667 |
| | F | 32,568 | 4,539 | 14,022 |
| Ansan-si Danwon-gu | S.T | 86,377 | 6,886 | 35,789 |
| | M | 51,692 | 2,600 | 20,197 |
| | F | 34,685 | 4,286 | 15,592 |
| Goyang-si Deogyang-gu | S.T | 78,443 | 7,184 | 27,972 |
| | M | 42,287 | 2,571 | 13,909 |
| | F | 36,156 | 4,613 | 14,063 |
| Goyang-si Ilsandong-gu | S.T | 54,124 | 5,066 | 21,116 |
| | M | 28,237 | 1,507 | 10,009 |
| | F | 25,887 | 3,559 | 11,107 |
| Goyang-si Ilsanseo-gu | S.T | 55,196 | 4,980 | 21,001 |
| | M | 29,871 | 1,573 | 10,209 |
| | F | 25,325 | 3,407 | 10,792 |
| Gwacheon-si | S.T | 15,139 | 1,528 | 6,289 |
| | M | 8,053 | 509 | 3,156 |
| | F | 7,086 | 1,019 | 3,133 |
| Guri-si | S.T | 38,747 | 3,756 | 14,114 |
| | M | 20,479 | 1,227 | 6,701 |
| | F | 18,268 | 2,529 | 7,413 |
| Namyangju-si | S.T | 110,383 | 8,820 | 40,004 |
| | M | 59,490 | 2,935 | 19,800 |
| | F | 50,893 | 5,885 | 20,204 |
| Osan-si | S.T | 43,361 | 4,069 | 18,247 |
| | M | 26,557 | 1,733 | 10,537 |
| | F | 16,804 | 2,336 | 7,710 |
| Siheung-si | S.T | 90,842 | 6,903 | 34,783 |
| | M | 55,839 | 2,758 | 20,128 |
| | F | 35,003 | 4,145 | 14,655 |
| Gunpo-si | S.T | 65,867 | 7,331 | 26,873 |
| | M | 36,835 | 2,594 | 13,885 |
| | F | 29,032 | 4,737 | 12,988 |
| Uiwang-si | S.T | 32,598 | 3,313 | 12,753 |
| | M | 18,004 | 1,209 | 6,346 |
| | F | 14,594 | 2,104 | 6,407 |
| Hanam-si | S.T | 30,297 | 2,873 | 11,249 |
| | M | 16,036 | 1,035 | 5,457 |
| | F | 14,261 | 1,838 | 5,792 |
| Yongin-si Cheoin-gu | S.T | 49,226 | 4,466 | 18,481 |
| | M | 27,335 | 1,610 | 9,671 |
| | F | 21,891 | 2,856 | 8,810 |

XX aX X
j aX `i X a X y dX z dX dX X X X X
kaX X X X X X . X X X X X X

. O

Screening by District and Gender <Cont'd>

XX a
(Unit : Person)

| (Suspected disease) | | | Diagnosed with diseases |
|----------------------------|---------------------------|---|-------------------------|
| Number of actual examinees | General suspected disease | Suspected hypertension or diabetes(required 2nd Exam) | |
| 28,526 | 25,737 | 7,266 | 10,971 |
| 19,138 | 17,222 | 5,347 | 6,352 |
| 9,388 | 8,515 | 1,919 | 4,619 |
| 32,343 | 28,941 | 8,637 | 11,359 |
| 22,485 | 20,070 | 6,514 | 6,410 |
| 9,858 | 8,871 | 2,123 | 4,949 |
| 27,877 | 25,266 | 6,889 | 15,410 |
| 17,598 | 15,930 | 4,784 | 8,209 |
| 10,279 | 9,336 | 2,105 | 7,201 |
| 18,526 | 16,801 | 4,394 | 9,416 |
| 11,535 | 10,459 | 3,020 | 5,186 |
| 6,991 | 6,342 | 1,374 | 4,230 |
| 18,898 | 16,997 | 4,713 | 10,317 |
| 12,285 | 11,095 | 3,294 | 5,804 |
| 6,613 | 5,902 | 1,419 | 4,513 |
| 5,162 | 4,722 | 1,107 | 2,160 |
| 3,221 | 2,957 | 739 | 1,167 |
| 1,941 | 1,765 | 368 | 993 |
| 13,867 | 12,386 | 3,639 | 7,010 |
| 8,704 | 7,811 | 2,473 | 3,847 |
| 5,163 | 4,575 | 1,166 | 3,163 |
| 40,556 | 36,743 | 10,345 | 21,003 |
| 25,501 | 23,103 | 7,071 | 11,254 |
| 15,055 | 13,640 | 3,274 | 9,749 |
| 15,443 | 14,035 | 3,471 | 5,602 |
| 11,145 | 10,152 | 2,623 | 3,142 |
| 4,298 | 3,883 | 848 | 2,460 |
| 37,004 | 33,884 | 9,075 | 12,152 |
| 25,903 | 23,680 | 6,892 | 7,050 |
| 11,101 | 10,204 | 2,183 | 5,102 |
| 22,331 | 19,992 | 5,606 | 9,332 |
| 15,032 | 13,528 | 4,032 | 5,324 |
| 7,299 | 6,464 | 1,574 | 4,008 |
| 11,823 | 10,750 | 2,722 | 4,709 |
| 7,722 | 6,994 | 1,963 | 2,727 |
| 4,101 | 3,756 | 759 | 1,982 |
| 10,221 | 9,020 | 2,955 | 5,954 |
| 6,435 | 5,707 | 1,968 | 3,109 |
| 3,786 | 3,313 | 987 | 2,845 |
| 17,922 | 16,378 | 4,338 | 8,357 |
| 11,709 | 10,737 | 3,021 | 4,345 |
| 6,213 | 5,641 | 1,317 | 4,012 |

Note : 1) Based on Resident Registration Address

2) Total "Number of 1st Examinees" refers to the total number of actual examinees including those classified as Normal A, Normal B, Suspected Disease or Diagnosed with Diseases

3) The total number of actual examinees classified as suspected disease was calculated by deducting the number of overlaps between cases of general suspected disease and cases of suspected hypertension or diabetes

Table I -4

Statistics on First Diagnoses Based on General Health

| Division | | Xi X a Total (Number of 1st Examinees) | y Normal A | z` a Normal B(Cautionary) |
|-------------------------|-----|--|---------------|------------------------------|
| Yongin-si Giheung-gu | S.T | 73,687 | 8,295 | 28,385 |
| | M | 42,309 | 3,065 | 15,400 |
| | F | 31,378 | 5,230 | 12,985 |
| Yongin-si Suji-gu | S.T | 57,817 | 6,483 | 22,187 |
| | M | 33,302 | 2,364 | 12,029 |
| | F | 24,515 | 4,119 | 10,158 |
| Paju-si | S.T | 86,969 | 7,918 | 34,424 |
| | M | 51,008 | 3,362 | 19,382 |
| | F | 35,961 | 4,556 | 15,042 |
| Icheon-si | S.T | 48,634 | 3,956 | 19,497 |
| | M | 26,361 | 1,319 | 9,779 |
| | F | 22,273 | 2,637 | 9,718 |
| Anseong-si | S.T | 46,410 | 4,455 | 17,542 |
| | M | 26,421 | 2,031 | 9,535 |
| | F | 19,989 | 2,424 | 8,007 |
| Gimpo-si | S.T | 58,133 | 4,553 | 21,770 |
| | M | 33,828 | 1,755 | 11,928 |
| | F | 24,305 | 2,798 | 9,842 |
| Hwaseong-si | S.T | 136,135 | 14,672 | 55,227 |
| | M | 87,775 | 7,019 | 34,291 |
| | F | 48,360 | 7,653 | 20,936 |
| Gwangju-si | S.T | 57,270 | 4,792 | 20,711 |
| | M | 32,309 | 1,959 | 11,073 |
| | F | 24,961 | 2,833 | 9,638 |
| Yangju-si | S.T | 43,936 | 4,394 | 15,925 |
| | M | 25,913 | 1,876 | 9,128 |
| | F | 18,023 | 2,518 | 6,797 |
| Pocheon-si | S.T | 37,670 | 3,159 | 12,659 |
| | M | 22,138 | 1,566 | 7,448 |
| | F | 15,532 | 1,593 | 5,211 |
| Yeoju-gun | S.T | 24,256 | 1,729 | 8,166 |
| | M | 13,008 | 685 | 4,144 |
| | F | 11,248 | 1,044 | 4,022 |
| Yeoncheon-gun | S.T | 10,308 | 575 | 3,471 |
| | M | 5,951 | 253 | 1,979 |
| | F | 4,357 | 322 | 1,492 |
| Gapyeong-gun | S.T | 12,903 | 1,204 | 4,179 |
| | M | 6,995 | 511 | 2,178 |
| | F | 5,908 | 693 | 2,001 |
| Yangpyeong-gun | S.T | 20,265 | 1,505 | 6,323 |
| | M | 10,552 | 530 | 3,163 |
| | F | 9,713 | 975 | 3,160 |

XX aX X
j aX `i X a X y dX z dX dX X X X X
kaX X X X X . X X X X X

. O

Screening by District and Gender <Cont'd>

XX a
(Unit : Person)

| (Suspected disease) | | | Diagnosed with diseases |
|----------------------------|---------------------------|---|-------------------------|
| Number of actual examinees | General suspected disease | Suspected hypertension or diabetes(required 2nd Exam) | |
| 25,434 | 23,519 | 4,933 | 11,573 |
| 17,289 | 15,960 | 3,701 | 6,555 |
| 8,145 | 7,559 | 1,232 | 5,018 |
| 19,243 | 17,623 | 3,929 | 9,904 |
| 13,180 | 12,060 | 2,907 | 5,729 |
| 6,063 | 5,563 | 1,022 | 4,175 |
| 30,887 | 27,334 | 8,628 | 13,740 |
| 20,772 | 18,479 | 5,989 | 7,492 |
| 10,115 | 8,855 | 2,639 | 6,248 |
| 18,293 | 16,593 | 4,522 | 6,888 |
| 11,744 | 10,706 | 3,056 | 3,519 |
| 6,549 | 5,887 | 1,466 | 3,369 |
| 16,991 | 15,406 | 4,066 | 7,422 |
| 11,089 | 10,060 | 2,802 | 3,766 |
| 5,902 | 5,346 | 1,264 | 3,656 |
| 22,628 | 20,172 | 6,272 | 9,182 |
| 14,931 | 13,293 | 4,452 | 5,214 |
| 7,697 | 6,879 | 1,820 | 3,968 |
| 49,116 | 44,695 | 10,766 | 17,120 |
| 36,555 | 33,361 | 8,271 | 9,910 |
| 12,561 | 11,334 | 2,495 | 7,210 |
| 20,435 | 18,241 | 5,475 | 11,332 |
| 13,230 | 11,768 | 3,904 | 6,047 |
| 7,205 | 6,473 | 1,571 | 5,285 |
| 16,426 | 14,919 | 3,988 | 7,191 |
| 10,975 | 9,964 | 2,863 | 3,934 |
| 5,451 | 4,955 | 1,125 | 3,257 |
| 14,437 | 13,030 | 3,933 | 7,415 |
| 9,343 | 8,438 | 2,691 | 3,781 |
| 5,094 | 4,592 | 1,242 | 3,634 |
| 9,075 | 8,145 | 2,410 | 5,286 |
| 5,597 | 5,020 | 1,565 | 2,582 |
| 3,478 | 3,125 | 845 | 2,704 |
| 3,975 | 3,467 | 1,345 | 2,287 |
| 2,572 | 2,243 | 902 | 1,147 |
| 1,403 | 1,224 | 443 | 1,140 |
| 4,695 | 4,321 | 1,073 | 2,825 |
| 2,927 | 2,689 | 729 | 1,379 |
| 1,768 | 1,632 | 344 | 1,446 |
| 7,593 | 6,896 | 2,001 | 4,844 |
| 4,406 | 4,001 | 1,263 | 2,453 |
| 3,187 | 2,895 | 738 | 2,391 |

Note : 1) Based on Resident Registration Address

2) Total "Number of 1st Examinees" refers to the total number of actual examinees including those classified as Normal A, Normal B, Suspected Disease or Diagnosed with Diseases

3) The total number of actual examinees classified as suspected disease was calculated by deducting the number of overlaps between cases of general suspected disease and cases of suspected hypertension or diabetes

Table I -4

Statistics on First Diagnoses Based on General Health

| Division | | Xi X a Total (Number of 1st Examinees) | y Normal A | z` a Normal B(Cautionary) |
|-----------------|-----|--|---------------|------------------------------|
| Gangwon | S.T | 364,465 | 36,157 | 119,801 |
| | M | 199,782 | 13,932 | 62,272 |
| | F | 164,683 | 22,225 | 57,529 |
| Chuncheon-si | S.T | 62,127 | 7,571 | 20,193 |
| | M | 32,485 | 2,598 | 9,817 |
| | F | 29,642 | 4,973 | 10,376 |
| Wonju-si | S.T | 73,766 | 9,327 | 24,412 |
| | M | 40,066 | 3,518 | 12,008 |
| | F | 33,700 | 5,809 | 12,404 |
| Gangneung-si | S.T | 51,249 | 4,443 | 17,088 |
| | M | 26,663 | 1,510 | 7,830 |
| | F | 24,586 | 2,933 | 9,258 |
| Donghae-si | S.T | 22,406 | 1,499 | 8,102 |
| | M | 13,270 | 606 | 4,660 |
| | F | 9,136 | 893 | 3,442 |
| Taebaek-si | S.T | 12,542 | 642 | 4,055 |
| | M | 7,183 | 214 | 2,063 |
| | F | 5,359 | 428 | 1,992 |
| Sokcho-si | S.T | 17,510 | 2,103 | 5,548 |
| | M | 9,250 | 741 | 2,664 |
| | F | 8,260 | 1,362 | 2,884 |
| Samcheok-si | S.T | 18,580 | 1,407 | 5,635 |
| | M | 10,567 | 572 | 3,085 |
| | F | 8,013 | 835 | 2,550 |
| Hongcheon-gun | S.T | 16,810 | 1,376 | 5,318 |
| | M | 9,049 | 597 | 2,776 |
| | F | 7,761 | 779 | 2,542 |
| Hoengseong-gun | S.T | 10,546 | 1,061 | 3,190 |
| | M | 5,571 | 455 | 1,620 |
| | F | 4,975 | 606 | 1,570 |
| Yeongwol-gun | S.T | 9,646 | 964 | 2,917 |
| | M | 5,068 | 337 | 1,452 |
| | F | 4,578 | 627 | 1,465 |
| Pyeongchang-gun | S.T | 10,063 | 958 | 2,977 |
| | M | 5,232 | 364 | 1,467 |
| | F | 4,831 | 594 | 1,510 |
| Jeongseon-gun | S.T | 10,531 | 724 | 3,397 |
| | M | 5,690 | 263 | 1,710 |
| | F | 4,841 | 461 | 1,687 |
| Cheorwon-gun | S.T | 11,715 | 1,054 | 3,845 |
| | M | 7,003 | 620 | 2,423 |
| | F | 4,712 | 434 | 1,422 |

XX aX

X

j aX`i

X

X

a X

y dX

z dX

X

dX

X

X

X

X

X

X

X

X

X

X

X

X

X

X

kaX

X

X

X

X

X

X

X

X

X

X

X

X

X

X

X

X

X

X

X

X

X

. O

Screening by District and Gender <Cont'd>

XX a
(Unit : Person)

| (Suspected disease) | | | Diagnosed with diseases |
|----------------------------|---------------------------|---|-------------------------|
| Number of actual examinees | General suspected disease | Suspected hypertension or diabetes(required 2nd Exam) | |
| 126,471 | 113,333 | 33,797 | 82,036 |
| 81,902 | 73,807 | 22,977 | 41,676 |
| 44,569 | 39,526 | 10,820 | 40,360 |
| 20,375 | 18,057 | 5,867 | 13,988 |
| 12,805 | 11,380 | 3,976 | 7,265 |
| 7,570 | 6,677 | 1,891 | 6,723 |
| 26,017 | 23,497 | 6,461 | 14,010 |
| 17,069 | 15,434 | 4,579 | 7,471 |
| 8,948 | 8,063 | 1,882 | 6,539 |
| 17,702 | 15,548 | 5,126 | 12,016 |
| 11,099 | 9,850 | 3,380 | 6,224 |
| 6,603 | 5,698 | 1,746 | 5,792 |
| 7,809 | 7,103 | 1,840 | 4,996 |
| 5,315 | 4,856 | 1,312 | 2,689 |
| 2,494 | 2,247 | 528 | 2,307 |
| 5,202 | 4,722 | 1,422 | 2,643 |
| 3,552 | 3,210 | 1,035 | 1,354 |
| 1,650 | 1,512 | 387 | 1,289 |
| 6,203 | 5,747 | 1,341 | 3,656 |
| 3,899 | 3,610 | 941 | 1,946 |
| 2,304 | 2,137 | 400 | 1,710 |
| 6,680 | 6,129 | 1,631 | 4,858 |
| 4,439 | 4,073 | 1,159 | 2,471 |
| 2,241 | 2,056 | 472 | 2,387 |
| 5,850 | 5,138 | 1,745 | 4,266 |
| 3,682 | 3,306 | 1,072 | 1,994 |
| 2,168 | 1,832 | 673 | 2,272 |
| 3,663 | 3,223 | 1,029 | 2,632 |
| 2,213 | 1,966 | 623 | 1,283 |
| 1,450 | 1,257 | 406 | 1,349 |
| 2,913 | 2,640 | 785 | 2,852 |
| 1,866 | 1,689 | 532 | 1,413 |
| 1,047 | 951 | 253 | 1,439 |
| 3,461 | 3,064 | 1,008 | 2,667 |
| 2,175 | 1,939 | 671 | 1,226 |
| 1,286 | 1,125 | 337 | 1,441 |
| 3,650 | 3,255 | 1,026 | 2,760 |
| 2,374 | 2,106 | 718 | 1,343 |
| 1,276 | 1,149 | 308 | 1,417 |
| 4,344 | 3,872 | 1,295 | 2,472 |
| 2,820 | 2,562 | 800 | 1,140 |
| 1,524 | 1,310 | 495 | 1,332 |

Note : 1) Based on Resident Registration Address

2) Total "Number of 1st Examinees" refers to the total number of actual examinees including those classified as Normal A, Normal B, Suspected Disease or Diagnosed with Diseases

3) The total number of actual examinees classified as suspected disease was calculated by deducting the number of overlaps between cases of general suspected disease and cases of suspected hypertension or diabetes

Table I -4

Statistics on First Diagnoses Based on General Health

| Division | | Xi X a Total (Number of 1st Examinees) | y Normal A | z` a Normal B(Cautionary) |
|-----------------------------|-----|--|---------------|------------------------------|
| Hwacheon-gun | S.T | 7,078 | 592 | 2,810 |
| | M | 4,909 | 344 | 2,166 |
| | F | 2,169 | 248 | 644 |
| Yanggu-gun | S.T | 5,928 | 466 | 2,331 |
| | M | 3,932 | 231 | 1,676 |
| | F | 1,996 | 235 | 655 |
| Inje-gun | S.T | 8,552 | 802 | 3,078 |
| | M | 5,417 | 444 | 2,093 |
| | F | 3,135 | 358 | 985 |
| Goseong-gun | S.T | 8,064 | 630 | 2,639 |
| | M | 4,578 | 294 | 1,614 |
| | F | 3,486 | 336 | 1,025 |
| Yangyang-gun | S.T | 7,352 | 538 | 2,266 |
| | M | 3,849 | 224 | 1,148 |
| | F | 3,503 | 314 | 1,118 |
| Chungbuk | S.T | 397,687 | 34,446 | 148,469 |
| | M | 218,323 | 13,400 | 77,649 |
| | F | 179,364 | 21,046 | 70,820 |
| Cheongju-si Sangdang-gu | S.T | 56,955 | 4,828 | 22,219 |
| | M | 30,049 | 1,615 | 10,670 |
| | F | 26,906 | 3,213 | 11,549 |
| Cheongju-si Heungdeok-gu | S.T | 104,130 | 10,363 | 42,730 |
| | M | 56,809 | 3,482 | 21,769 |
| | F | 47,321 | 6,881 | 20,961 |
| Chungju-si | S.T | 51,468 | 4,902 | 18,679 |
| | M | 27,847 | 2,045 | 9,488 |
| | F | 23,621 | 2,857 | 9,191 |
| Jecheon-si | S.T | 34,251 | 2,308 | 12,081 |
| | M | 18,753 | 922 | 6,152 |
| | F | 15,498 | 1,386 | 5,929 |
| Cheongwon-gun | S.T | 40,351 | 3,148 | 15,714 |
| | M | 23,905 | 1,380 | 9,214 |
| | F | 16,446 | 1,768 | 6,500 |
| Boeun-gun | S.T | 8,932 | 679 | 2,510 |
| | M | 4,449 | 261 | 1,206 |
| | F | 4,483 | 418 | 1,304 |
| Okcheon-gun | S.T | 14,426 | 999 | 4,495 |
| | M | 7,555 | 428 | 2,300 |
| | F | 6,871 | 571 | 2,195 |
| Yeongdong-gun | S.T | 12,760 | 746 | 4,263 |
| | M | 6,624 | 311 | 2,273 |
| | F | 6,136 | 435 | 1,990 |

XX aX X
j aX `i X a X y dX z dX dX X X X
kaX X X X X . X X X X X

. O

Screening by District and Gender <Cont'd>

XX a
(Unit : Person)

| (Suspected disease) | | | Diagnosed with diseases |
|----------------------------|--------------------------------|--|-------------------------|
| Number of actual examinees | X General suspected disease | f X Suspected hypertension or diabetes(required 2nd Exam) | |
| 2,404 | 2,210 | 544 | 1,272 |
| 1,778 | 1,659 | 357 | 621 |
| 626 | 551 | 187 | 651 |
| 2,115 | 1,905 | 508 | 1,016 |
| 1,515 | 1,397 | 339 | 510 |
| 600 | 508 | 169 | 506 |
| 3,007 | 2,715 | 730 | 1,665 |
| 2,080 | 1,902 | 490 | 800 |
| 927 | 813 | 240 | 865 |
| 2,607 | 2,331 | 670 | 2,188 |
| 1,694 | 1,524 | 456 | 976 |
| 913 | 807 | 214 | 1,212 |
| 2,469 | 2,177 | 769 | 2,079 |
| 1,527 | 1,344 | 537 | 950 |
| 942 | 833 | 232 | 1,129 |
| 143,490 | 129,473 | 36,189 | 71,282 |
| 91,351 | 82,549 | 24,389 | 35,923 |
| 52,139 | 46,924 | 11,800 | 35,359 |
| 20,227 | 18,451 | 4,683 | 9,681 |
| 12,734 | 11,644 | 3,213 | 5,030 |
| 7,493 | 6,807 | 1,470 | 4,651 |
| 36,719 | 33,405 | 8,321 | 14,318 |
| 23,740 | 21,593 | 5,796 | 7,818 |
| 12,979 | 11,812 | 2,525 | 6,500 |
| 18,883 | 16,730 | 5,249 | 9,004 |
| 11,767 | 10,422 | 3,520 | 4,547 |
| 7,116 | 6,308 | 1,729 | 4,457 |
| 12,507 | 11,422 | 2,970 | 7,355 |
| 7,878 | 7,182 | 2,005 | 3,801 |
| 4,629 | 4,240 | 965 | 3,554 |
| 14,401 | 13,086 | 3,428 | 7,088 |
| 9,808 | 8,922 | 2,451 | 3,503 |
| 4,593 | 4,164 | 977 | 3,585 |
| 3,400 | 3,062 | 959 | 2,343 |
| 1,914 | 1,733 | 564 | 1,068 |
| 1,486 | 1,329 | 395 | 1,275 |
| 5,517 | 4,896 | 1,761 | 3,415 |
| 3,244 | 2,891 | 1,059 | 1,583 |
| 2,273 | 2,005 | 702 | 1,832 |
| 4,717 | 4,071 | 1,533 | 3,034 |
| 2,699 | 2,309 | 938 | 1,341 |
| 2,018 | 1,762 | 595 | 1,693 |

Note : 1) Based on Resident Registration Address

2) Total "Number of 1st Examinees" refers to the total number of actual examinees including those classified as Normal A, Normal B, Suspected Disease or Diagnosed with Diseases

3) The total number of actual examinees classified as suspected disease was calculated by deducting the number of overlaps between cases of general suspected disease and cases of suspected hypertension or diabetes

Table I -4

Statistics on First Diagnoses Based on General Health

| Division | | Xi X a Total (Number of 1st Examinees) | y Normal A | z` a Normal B(Cautionary) |
|--------------------------|-----|--|---------------|------------------------------|
| Jeungpyeong-gun | S.T | 9,160 | 910 | 3,478 |
| | M | 5,266 | 475 | 1,957 |
| | F | 3,894 | 435 | 1,521 |
| Jincheon-gun | S.T | 20,132 | 2,178 | 6,829 |
| | M | 11,691 | 957 | 3,974 |
| | F | 8,441 | 1,221 | 2,855 |
| Goesan-gun | S.T | 9,842 | 673 | 3,066 |
| | M | 5,181 | 309 | 1,638 |
| | F | 4,661 | 364 | 1,428 |
| Eumseong-gun | S.T | 27,341 | 2,206 | 9,929 |
| | M | 15,908 | 1,009 | 5,697 |
| | F | 11,433 | 1,197 | 4,232 |
| Danyang-gun | S.T | 7,939 | 506 | 2,476 |
| | M | 4,286 | 206 | 1,311 |
| | F | 3,653 | 300 | 1,165 |
| Chungnam | S.T | 494,486 | 42,199 | 180,204 |
| | M | 281,481 | 16,150 | 101,113 |
| | F | 213,005 | 26,049 | 79,091 |
| Cheonan-si Dongnam-gu | S.T | 56,436 | 4,963 | 22,016 |
| | M | 32,123 | 1,803 | 11,847 |
| | F | 24,313 | 3,160 | 10,169 |
| Cheonan-si Seobuk-gu | S.T | 80,778 | 8,403 | 33,816 |
| | M | 48,588 | 3,122 | 19,499 |
| | F | 32,190 | 5,281 | 14,317 |
| Gongju-si | S.T | 29,267 | 2,221 | 10,537 |
| | M | 15,532 | 838 | 5,310 |
| | F | 13,735 | 1,383 | 5,227 |
| Boryeong-si | S.T | 25,754 | 2,225 | 7,934 |
| | M | 13,662 | 869 | 4,138 |
| | F | 12,092 | 1,356 | 3,796 |
| Asan-si | S.T | 74,103 | 7,598 | 29,517 |
| | M | 45,107 | 2,812 | 17,868 |
| | F | 28,996 | 4,786 | 11,649 |
| Seosan-si | S.T | 38,823 | 2,510 | 15,405 |
| | M | 23,646 | 1,143 | 9,178 |
| | F | 15,177 | 1,367 | 6,227 |
| Nonsan-si | S.T | 29,914 | 2,026 | 10,465 |
| | M | 15,885 | 779 | 5,528 |
| | F | 14,029 | 1,247 | 4,937 |
| Gyeryong-si | S.T | 10,867 | 1,107 | 4,678 |
| | M | 6,794 | 474 | 2,919 |
| | F | 4,073 | 633 | 1,759 |

XX aX X
j aX `i X a X y dX z dX dX X X X
kaX X X X X . X X X X X

. O

Screening by District and Gender <Cont'd>

XX a
(Unit : Person)

| (Suspected disease) | | | Diagnosed with diseases |
|----------------------------|---------------------------|---|-------------------------|
| Number of actual examinees | General suspected disease | Suspected hypertension or diabetes(required 2nd Exam) | |
| 3,088 | 2,807 | 795 | 1,684 |
| 2,021 | 1,840 | 534 | 813 |
| 1,067 | 967 | 261 | 871 |
| 7,257 | 6,583 | 1,899 | 3,868 |
| 4,909 | 4,467 | 1,313 | 1,851 |
| 2,348 | 2,116 | 586 | 2,017 |
| 3,394 | 2,889 | 1,098 | 2,709 |
| 2,022 | 1,757 | 638 | 1,212 |
| 1,372 | 1,132 | 460 | 1,497 |
| 10,392 | 9,395 | 2,612 | 4,814 |
| 6,776 | 6,137 | 1,810 | 2,426 |
| 3,616 | 3,258 | 802 | 2,388 |
| 2,988 | 2,676 | 881 | 1,969 |
| 1,839 | 1,652 | 548 | 930 |
| 1,149 | 1,024 | 333 | 1,039 |
| 180,276 | 161,813 | 46,908 | 91,807 |
| 118,439 | 106,641 | 32,012 | 45,779 |
| 61,837 | 55,172 | 14,896 | 46,028 |
| 20,829 | 18,721 | 5,151 | 8,628 |
| 13,819 | 12,399 | 3,712 | 4,654 |
| 7,010 | 6,322 | 1,439 | 3,974 |
| 28,608 | 25,746 | 6,826 | 9,951 |
| 20,252 | 18,275 | 5,093 | 5,715 |
| 8,356 | 7,471 | 1,733 | 4,236 |
| 10,491 | 9,310 | 2,941 | 6,018 |
| 6,356 | 5,636 | 1,915 | 3,028 |
| 4,135 | 3,674 | 1,026 | 2,990 |
| 9,538 | 8,520 | 2,771 | 6,057 |
| 5,845 | 5,241 | 1,743 | 2,810 |
| 3,693 | 3,279 | 1,028 | 3,247 |
| 26,793 | 24,438 | 6,272 | 10,195 |
| 18,998 | 17,279 | 4,687 | 5,429 |
| 7,795 | 7,159 | 1,585 | 4,766 |
| 14,685 | 13,274 | 3,397 | 6,223 |
| 10,111 | 9,197 | 2,406 | 3,214 |
| 4,574 | 4,077 | 991 | 3,009 |
| 10,584 | 9,431 | 2,875 | 6,839 |
| 6,329 | 5,636 | 1,831 | 3,249 |
| 4,255 | 3,795 | 1,044 | 3,590 |
| 3,586 | 3,243 | 754 | 1,496 |
| 2,557 | 2,318 | 560 | 844 |
| 1,029 | 925 | 194 | 652 |

Note : 1) Based on Resident Registration Address

2) Total "Number of 1st Examinees" refers to the total number of actual examinees including those classified as Normal A, Normal B, Suspected Disease or Diagnosed with Diseases

3) The total number of actual examinees classified as suspected disease was calculated by deducting the number of overlaps between cases of general suspected disease and cases of suspected hypertension or diabetes

Table I -4

Statistics on First Diagnoses Based on General Health

| Division | | Xi X a Total (Number of 1st Examinees) | y Normal A | z` a Normal B(Cautionary) |
|----------------|------------|--|---------------|------------------------------|
| Dangjin-si | S.T | 38,395 | 3,448 | 12,454 |
| | M | 24,033 | 1,410 | 8,170 |
| | F | 14,362 | 2,038 | 4,284 |
| Geumsan-gun | S.T | 13,699 | 972 | 4,341 |
| | M | 7,261 | 396 | 2,352 |
| | F | 6,438 | 576 | 1,989 |
| Buyeo-gun | S.T | 17,909 | 1,277 | 5,245 |
| | M | 8,779 | 521 | 2,489 |
| | F | 9,130 | 756 | 2,756 |
| Seocheon-gun | S.T | 15,522 | 1,081 | 4,709 |
| | M | 7,822 | 432 | 2,401 |
| | F | 7,700 | 649 | 2,308 |
| Cheongyang-gun | S.T | 8,310 | 663 | 2,118 |
| | M | 4,138 | 270 | 1,028 |
| | F | 4,172 | 393 | 1,090 |
| Hongseong-gun | S.T | 20,612 | 1,730 | 6,173 |
| | M | 10,418 | 567 | 3,011 |
| | F | 10,194 | 1,163 | 3,162 |
| Yesan-gun | S.T | 20,184 | 1,150 | 6,352 |
| | M | 10,503 | 406 | 3,204 |
| | F | 9,681 | 744 | 3,148 |
| Taeon-gun | S.T | 13,913 | 825 | 4,444 |
| | M | 7,190 | 308 | 2,171 |
| | F | 6,723 | 517 | 2,273 |
| Jeonbuk | S.T | 439,283 | 46,408 | 165,187 |
| | M | 234,077 | 19,369 | 83,822 |
| | F | 205,206 | 27,039 | 81,365 |
| Jeonju-si | S.T | 79,054 | 8,634 | 31,891 |
| | M | 40,600 | 3,216 | 14,920 |
| | F | 38,454 | 5,418 | 16,971 |
| Wansan-gu | S.T | 65,658 | 7,277 | 26,509 |
| | M | 35,284 | 2,978 | 13,393 |
| | F | 30,374 | 4,299 | 13,116 |
| Gunsan-si | S.T | 67,613 | 7,432 | 25,199 |
| | M | 40,443 | 3,516 | 14,599 |
| | F | 27,170 | 3,916 | 10,600 |
| Iksan-si | S.T | 74,217 | 8,132 | 29,630 |
| | M | 39,778 | 3,219 | 15,134 |
| | F | 34,439 | 4,913 | 14,496 |
| Jeongeup-si | S.T | 28,320 | 3,169 | 10,211 |
| | M | 14,455 | 1,331 | 5,004 |
| | F | 13,865 | 1,838 | 5,207 |

XX aX X
j aX `i X a X y dX z dX dX X X X X
kaX X X X X X . X X X X X X

. O

Screening by District and Gender <Cont'd>

XX a
(Unit : Person)

| (Suspected disease) | | | Diagnosed with diseases |
|----------------------------|---------------------------|---|-------------------------|
| Number of actual examinees | General suspected disease | Suspected hypertension or diabetes(required 2nd Exam) | |
| 14,966 | 13,624 | 3,630 | 7,527 |
| 10,749 | 9,908 | 2,568 | 3,704 |
| 4,217 | 3,716 | 1,062 | 3,823 |
| 4,721 | 4,208 | 1,279 | 3,665 |
| 2,827 | 2,522 | 801 | 1,686 |
| 1,894 | 1,686 | 478 | 1,979 |
| 6,484 | 5,773 | 1,925 | 4,903 |
| 3,605 | 3,207 | 1,127 | 2,164 |
| 2,879 | 2,566 | 798 | 2,739 |
| 5,043 | 4,599 | 1,222 | 4,689 |
| 2,925 | 2,658 | 763 | 2,064 |
| 2,118 | 1,941 | 459 | 2,625 |
| 2,918 | 2,389 | 1,147 | 2,611 |
| 1,655 | 1,368 | 675 | 1,185 |
| 1,263 | 1,021 | 472 | 1,426 |
| 7,646 | 6,665 | 2,749 | 5,063 |
| 4,526 | 3,977 | 1,703 | 2,314 |
| 3,120 | 2,688 | 1,046 | 2,749 |
| 7,932 | 6,994 | 2,512 | 4,750 |
| 4,647 | 4,097 | 1,554 | 2,246 |
| 3,285 | 2,897 | 958 | 2,504 |
| 5,452 | 4,878 | 1,457 | 3,192 |
| 3,238 | 2,923 | 874 | 1,473 |
| 2,214 | 1,955 | 583 | 1,719 |
| 152,544 | 137,748 | 34,244 | 75,144 |
| 93,369 | 84,263 | 22,688 | 37,517 |
| 59,175 | 53,485 | 11,556 | 37,627 |
| 27,761 | 25,187 | 5,790 | 10,768 |
| 16,625 | 15,040 | 3,865 | 5,839 |
| 11,136 | 10,147 | 1,925 | 4,929 |
| 22,670 | 20,555 | 4,875 | 9,202 |
| 13,978 | 12,648 | 3,317 | 4,935 |
| 8,692 | 7,907 | 1,558 | 4,267 |
| 23,458 | 21,631 | 4,316 | 11,524 |
| 16,064 | 14,837 | 3,172 | 6,264 |
| 7,394 | 6,794 | 1,144 | 5,260 |
| 24,734 | 22,168 | 5,628 | 11,721 |
| 15,392 | 13,804 | 3,785 | 6,033 |
| 9,342 | 8,364 | 1,843 | 5,688 |
| 9,184 | 8,183 | 2,184 | 5,756 |
| 5,474 | 4,881 | 1,418 | 2,646 |
| 3,710 | 3,302 | 766 | 3,110 |

Note : 1) Based on Resident Registration Address

2) Total "Number of 1st Examinees" refers to the total number of actual examinees including those classified as Normal A, Normal B, Suspected Disease or Diagnosed with Diseases

3) The total number of actual examinees classified as suspected disease was calculated by deducting the number of overlaps between cases of general suspected disease and cases of suspected hypertension or diabetes

제 I -4 표
Table I -4

Ü Ü
Statistics on First Diagnoses Based on General Health

| | | | | |
|--------------|-----|---------|--------|---------|
| Namwon-si | S.T | 19,654 | 1,665 | 6,476 |
| | M | 9,655 | 667 | 3,098 |
| | F | 9,999 | 998 | 3,378 |
| Gimje-si | S.T | 21,825 | 2,456 | 7,443 |
| | M | 11,173 | 1,034 | 3,707 |
| | F | 10,652 | 1,422 | 3,736 |
| Wanju-gun | S.T | 20,825 | 2,112 | 7,985 |
| | M | 11,927 | 1,117 | 4,533 |
| | F | 8,898 | 995 | 3,452 |
| Jinan-gun | S.T | 7,244 | 648 | 2,467 |
| | M | 3,642 | 271 | 1,215 |
| | F | 3,602 | 377 | 1,252 |
| Muju-gun | S.T | 6,117 | 568 | 1,871 |
| | M | 3,107 | 255 | 942 |
| | F | 3,010 | 313 | 929 |
| Jangsu-gun | S.T | 5,936 | 517 | 1,474 |
| | M | 2,951 | 238 | 728 |
| | F | 2,985 | 279 | 746 |
| Imsil-gun | S.T | 7,763 | 539 | 2,510 |
| | M | 3,918 | 224 | 1,260 |
| | F | 3,845 | 315 | 1,250 |
| Sunchang-gun | S.T | 7,413 | 491 | 2,251 |
| | M | 3,579 | 210 | 1,049 |
| | F | 3,834 | 281 | 1,202 |
| Gochang-gun | S.T | 13,760 | 1,238 | 4,763 |
| | M | 6,741 | 487 | 2,207 |
| | F | 7,019 | 751 | 2,556 |
| Buan-gun | S.T | 13,884 | 1,530 | 4,507 |
| | M | 6,824 | 606 | 2,033 |
| | F | 7,060 | 924 | 2,474 |
| Jeonnam | S.T | 455,898 | 34,519 | 160,190 |
| | M | 245,899 | 13,821 | 83,051 |
| | F | 209,999 | 20,698 | 77,139 |
| Mokpo-si | S.T | 53,059 | 3,781 | 19,084 |
| | M | 28,644 | 1,430 | 9,187 |
| | F | 24,415 | 2,351 | 9,897 |
| Yeosu | S.T | 68,071 | 5,246 | 26,579 |
| | | | 2,579 | |

. O

Screening by District and Gender <Cont'd>

XX a
(Unit : Person)

| (Suspected disease) | | | Diagnosed with diseases |
|----------------------------|---------------------------|---|-------------------------|
| Number of actual examinees | General suspected disease | Suspected hypertension or diabetes(required 2nd Exam) | |
| 7,678 | 6,826 | 2,139 | 3,835 |
| 4,084 | 3,598 | 1,238 | 1,806 |
| 3,594 | 3,228 | 901 | 2,029 |
| 7,174 | 6,463 | 1,645 | 4,752 |
| 4,320 | 3,916 | 1,056 | 2,112 |
| 2,854 | 2,547 | 589 | 2,640 |
| 7,086 | 6,344 | 1,641 | 3,642 |
| 4,533 | 4,037 | 1,131 | 1,744 |
| 2,553 | 2,307 | 510 | 1,898 |
| 2,814 | 2,544 | 620 | 1,315 |
| 1,535 | 1,352 | 415 | 621 |
| 1,279 | 1,192 | 205 | 694 |
| 2,317 | 1,996 | 739 | 1,361 |
| 1,285 | 1,090 | 441 | 625 |
| 1,032 | 906 | 298 | 736 |
| 2,581 | 2,264 | 949 | 1,364 |
| 1,460 | 1,282 | 593 | 525 |
| 1,121 | 982 | 356 | 839 |
| 2,793 | 2,565 | 601 | 1,921 |
| 1,629 | 1,511 | 353 | 805 |
| 1,164 | 1,054 | 248 | 1,116 |
| 2,713 | 2,335 | 975 | 1,958 |
| 1,517 | 1,299 | 572 | 803 |
| 1,196 | 1,036 | 403 | 1,155 |
| 4,561 | 4,113 | 1,004 | 3,198 |
| 2,591 | 2,313 | 649 | 1,456 |
| 1,970 | 1,800 | 355 | 1,742 |
| 5,020 | 4,574 | 1,138 | 2,827 |
| 2,882 | 2,655 | 683 | 1,303 |
| 2,138 | 1,919 | 455 | 1,524 |
| 163,952 | 148,593 | 39,674 | 97,237 |
| 103,664 | 94,714 | 25,591 | 45,363 |
| 60,288 | 53,879 | 14,083 | 51,874 |
| 20,340 | 18,632 | 4,951 | 9,854 |
| 13,045 | 12,044 | 3,289 | 4,982 |
| 7,295 | 6,588 | 1,662 | 4,872 |
| 23,522 | 21,119 | 5,533 | 12,724 |
| 15,940 | 14,467 | 3,713 | 6,693 |
| 7,582 | 6,652 | 1,820 | 6,031 |
| 25,853 | 24,091 | 5,259 | 9,951 |
| 16,322 | 15,253 | 3,448 | 5,116 |
| 9,531 | 8,838 | 1,811 | 4,835 |

Note : 1) Based on Resident Registration Address

2) Total "Number of 1st Examinees" refers to the total number of actual examinees including those classified as Normal A, Normal B, Suspected Disease or Diagnosed with Diseases

3) The total number of actual examinees classified as suspected disease was calculated by deducting the number of overlaps between cases of general suspected disease and cases of suspected hypertension or diabetes

Table I -4

Statistics on First Diagnoses Based on General Health

| Division | | Xi X a Total (Number of 1st Examinees) | y Normal A | z` a Normal B(Cautionary) |
|---------------|-----|--|---------------|------------------------------|
| Naju-si | S.T | 21,483 | 1,641 | 7,214 |
| | M | 10,837 | 670 | 3,451 |
| | F | 10,646 | 971 | 3,763 |
| Gwangyang-si | S.T | 38,767 | 1,940 | 16,260 |
| | M | 25,061 | 815 | 10,279 |
| | F | 13,706 | 1,125 | 5,981 |
| Damyang-gun | S.T | 12,516 | 1,129 | 4,154 |
| | M | 6,488 | 545 | 2,109 |
| | F | 6,028 | 584 | 2,045 |
| Gokseong-gun | S.T | 8,427 | 786 | 2,670 |
| | M | 4,232 | 321 | 1,331 |
| | F | 4,195 | 465 | 1,339 |
| Gurye-gun | S.T | 7,020 | 930 | 1,827 |
| | M | 3,289 | 355 | 834 |
| | F | 3,731 | 575 | 993 |
| Goheung-gun | S.T | 16,796 | 1,188 | 4,623 |
| | M | 7,899 | 446 | 2,085 |
| | F | 8,897 | 742 | 2,538 |
| Boseong-gun | S.T | 11,673 | 732 | 3,437 |
| | M | 5,520 | 321 | 1,547 |
| | F | 6,153 | 411 | 1,890 |
| Hwasun-gun | S.T | 16,389 | 1,747 | 5,643 |
| | M | 8,218 | 673 | 2,708 |
| | F | 8,171 | 1,074 | 2,935 |
| Jangheung-gun | S.T | 9,635 | 740 | 3,143 |
| | M | 4,480 | 279 | 1,373 |
| | F | 5,155 | 461 | 1,770 |
| Gangjin-gun | S.T | 8,875 | 776 | 2,443 |
| | M | 4,092 | 325 | 1,053 |
| | F | 4,783 | 451 | 1,390 |
| Haenam-gun | S.T | 18,782 | 1,481 | 6,273 |
| | M | 8,969 | 668 | 2,755 |
| | F | 9,813 | 813 | 3,518 |
| Yeongam-gun | S.T | 17,887 | 1,436 | 6,751 |
| | M | 10,791 | 687 | 4,222 |
| | F | 7,096 | 749 | 2,529 |
| Muan-gun | S.T | 17,730 | 1,249 | 6,152 |
| | M | 9,481 | 523 | 3,084 |
| | F | 8,249 | 726 | 3,068 |
| Hampyeong-gun | S.T | 9,259 | 815 | 2,899 |
| | M | 4,641 | 350 | 1,392 |
| | F | 4,618 | 465 | 1,507 |

XX aX X
j aX `i X a X y dX z dX dX X X X X
kaX X X X X X . X X X X X X

. O

Screening by District and Gender <Cont'd>

XX a
(Unit : Person)

| (Suspected disease) | | | Diagnosed with diseases |
|----------------------------|---------------------------|---|-------------------------|
| Number of actual examinees | General suspected disease | Suspected hypertension or diabetes(required 2nd Exam) | |
| 7,560 | 6,814 | 1,877 | 5,068 |
| 4,511 | 4,095 | 1,194 | 2,205 |
| 3,049 | 2,719 | 683 | 2,863 |
| 15,201 | 13,773 | 3,538 | 5,366 |
| 11,054 | 10,028 | 2,675 | 2,913 |
| 4,147 | 3,745 | 863 | 2,453 |
| 3,967 | 3,659 | 864 | 3,266 |
| 2,425 | 2,243 | 574 | 1,409 |
| 1,542 | 1,416 | 290 | 1,857 |
| 2,780 | 2,495 | 719 | 2,191 |
| 1,674 | 1,517 | 454 | 906 |
| 1,106 | 978 | 265 | 1,285 |
| 2,476 | 2,295 | 499 | 1,787 |
| 1,375 | 1,274 | 312 | 725 |
| 1,101 | 1,021 | 187 | 1,062 |
| 6,051 | 5,072 | 2,487 | 4,934 |
| 3,226 | 2,784 | 1,261 | 2,142 |
| 2,825 | 2,288 | 1,226 | 2,792 |
| 4,119 | 3,497 | 1,406 | 3,385 |
| 2,245 | 1,921 | 792 | 1,407 |
| 1,874 | 1,576 | 614 | 1,978 |
| 5,463 | 4,962 | 1,205 | 3,536 |
| 3,374 | 3,094 | 779 | 1,463 |
| 2,089 | 1,868 | 426 | 2,073 |
| 3,181 | 2,873 | 787 | 2,571 |
| 1,769 | 1,611 | 447 | 1,059 |
| 1,412 | 1,262 | 340 | 1,512 |
| 3,256 | 2,941 | 996 | 2,400 |
| 1,728 | 1,576 | 526 | 986 |
| 1,528 | 1,365 | 470 | 1,414 |
| 6,114 | 5,554 | 1,367 | 4,914 |
| 3,492 | 3,209 | 795 | 2,054 |
| 2,622 | 2,345 | 572 | 2,860 |
| 6,257 | 5,648 | 1,479 | 3,443 |
| 4,400 | 4,023 | 1,013 | 1,482 |
| 1,857 | 1,625 | 466 | 1,961 |
| 6,411 | 5,800 | 1,608 | 3,918 |
| 4,093 | 3,749 | 1,061 | 1,781 |
| 2,318 | 2,051 | 547 | 2,137 |
| 2,952 | 2,606 | 832 | 2,593 |
| 1,756 | 1,576 | 497 | 1,143 |
| 1,196 | 1,030 | 335 | 1,450 |

Note : 1) Based on Resident Registration Address

2) Total "Number of 1st Examinees" refers to the total number of actual examinees including those classified as Normal A, Normal B, Suspected Disease or Diagnosed with Diseases

3) The total number of actual examinees classified as suspected disease was calculated by deducting the number of overlaps between cases of general suspected disease and cases of suspected hypertension or diabetes

Table I -4

Statistics on First Diagnoses Based on General Health

| Division | | Xi X a Total (Number of 1st Examinees) | y Normal A | z` a Normal B(Cautionary) |
|---------------------|-----|--|---------------|------------------------------|
| Yeonggwang-gun | S.T | 12,940 | 1,512 | 3,658 |
| | M | 6,684 | 628 | 1,871 |
| | F | 6,256 | 884 | 1,787 |
| Jangseong-gun | S.T | 13,082 | 1,487 | 4,507 |
| | M | 7,305 | 714 | 2,521 |
| | F | 5,777 | 773 | 1,986 |
| Wando-gun | S.T | 12,031 | 730 | 3,869 |
| | M | 5,964 | 297 | 1,743 |
| | F | 6,067 | 433 | 2,126 |
| Jindo-gun | S.T | 7,234 | 637 | 2,191 |
| | M | 3,394 | 272 | 945 |
| | F | 3,840 | 365 | 1,246 |
| Sinan-gun | S.T | 11,002 | 644 | 3,269 |
| | M | 5,606 | 284 | 1,546 |
| | F | 5,396 | 360 | 1,723 |
| Gyeongbuk | S.T | 681,543 | 59,690 | 264,117 |
| | M | 380,387 | 23,700 | 144,272 |
| | F | 301,156 | 35,990 | 119,845 |
| Pohang-si Nam-gu | S.T | 64,090 | 5,489 | 26,190 |
| | M | 40,361 | 2,333 | 16,204 |
| | F | 23,729 | 3,156 | 9,986 |
| Pohang-si Buk-gu | S.T | 63,380 | 5,776 | 25,808 |
| | M | 37,549 | 2,107 | 14,908 |
| | F | 25,831 | 3,669 | 10,900 |
| Gyeongju-si | S.T | 69,189 | 6,455 | 25,088 |
| | M | 39,237 | 2,620 | 14,041 |
| | F | 29,952 | 3,835 | 11,047 |
| Gimcheon-si | S.T | 34,870 | 2,074 | 13,261 |
| | M | 18,237 | 777 | 6,661 |
| | F | 16,633 | 1,297 | 6,600 |
| Andong-si | S.T | 40,856 | 3,489 | 14,637 |
| | M | 20,752 | 1,263 | 6,907 |
| | F | 20,104 | 2,226 | 7,730 |
| Gumi-si | S.T | 109,337 | 9,411 | 51,054 |
| | M | 65,127 | 3,218 | 29,136 |
| | F | 44,210 | 6,193 | 21,918 |
| Yeongju-si | S.T | 27,910 | 2,265 | 10,010 |
| | M | 14,898 | 931 | 5,316 |
| | F | 13,012 | 1,334 | 4,694 |
| Yeongcheon-si | S.T | 26,008 | 2,845 | 9,090 |
| | M | 14,187 | 1,209 | 5,019 |
| | F | 11,821 | 1,636 | 4,071 |

XX aX X
j aX `i X a X y dX z dX dX X X X X
kaX X X X X X . X X X X X X

. O

Screening by District and Gender <Cont'd>

XX a
(Unit : Person)

| (Suspected disease) | | | Diagnosed with diseases |
|----------------------------|--------------------------------|--|-------------------------|
| Number of actual examinees | X General suspected disease | f X Suspected hypertension or diabetes(required 2nd Exam) | |
| 4,788 | 4,464 | 894 | 2,982 |
| 2,807 | 2,614 | 577 | 1,378 |
| 1,981 | 1,850 | 317 | 1,604 |
| 4,162 | 3,785 | 863 | 2,926 |
| 2,705 | 2,471 | 577 | 1,365 |
| 1,457 | 1,314 | 286 | 1,561 |
| 3,794 | 3,402 | 1,043 | 3,638 |
| 2,291 | 2,057 | 689 | 1,633 |
| 1,503 | 1,345 | 354 | 2,005 |
| 1,946 | 1,756 | 448 | 2,460 |
| 1,116 | 1,009 | 284 | 1,061 |
| 830 | 747 | 164 | 1,399 |
| 3,759 | 3,355 | 1,019 | 3,330 |
| 2,316 | 2,099 | 634 | 1,460 |
| 1,443 | 1,256 | 385 | 1,870 |
| 236,705 | 213,325 | 55,487 | 121,031 |
| 152,278 | 137,664 | 37,454 | 60,137 |
| 84,427 | 75,661 | 18,033 | 60,894 |
| 22,445 | 19,823 | 6,017 | 9,966 |
| 16,200 | 14,326 | 4,584 | 5,624 |
| 6,245 | 5,497 | 1,433 | 4,342 |
| 21,681 | 19,112 | 5,784 | 10,115 |
| 14,721 | 12,990 | 4,169 | 5,813 |
| 6,960 | 6,122 | 1,615 | 4,302 |
| 24,643 | 22,132 | 6,228 | 13,003 |
| 15,952 | 14,277 | 4,397 | 6,624 |
| 8,691 | 7,855 | 1,831 | 6,379 |
| 12,486 | 11,481 | 2,630 | 7,049 |
| 7,509 | 6,971 | 1,602 | 3,290 |
| 4,977 | 4,510 | 1,028 | 3,759 |
| 15,325 | 14,032 | 3,166 | 7,405 |
| 9,017 | 8,276 | 1,976 | 3,565 |
| 6,308 | 5,756 | 1,190 | 3,840 |
| 36,382 | 33,672 | 6,513 | 12,490 |
| 25,697 | 23,851 | 4,832 | 7,076 |
| 10,685 | 9,821 | 1,681 | 5,414 |
| 10,573 | 9,559 | 2,594 | 5,062 |
| 6,163 | 5,608 | 1,559 | 2,488 |
| 4,410 | 3,951 | 1,035 | 2,574 |
| 8,743 | 7,873 | 2,004 | 5,330 |
| 5,430 | 4,905 | 1,308 | 2,529 |
| 3,313 | 2,968 | 696 | 2,801 |

Note : 1) Based on Resident Registration Address

2) Total "Number of 1st Examinees" refers to the total number of actual examinees including those classified as Normal A, Normal B, Suspected Disease or Diagnosed with Diseases

3) The total number of actual examinees classified as suspected disease was calculated by deducting the number of overlaps between cases of general suspected disease and cases of suspected hypertension or diabetes

Table I -4

Statistics on First Diagnoses Based on General Health

| Division | | Xi X a Total (Number of 1st Examinees) | y Normal A | z` a Normal B(Cautionary) |
|----------------|-----|--|---------------|------------------------------|
| Sangju-si | S.T | 26,195 | 2,768 | 8,389 |
| | M | 12,806 | 1,053 | 4,011 |
| | F | 13,389 | 1,715 | 4,378 |
| Mungyeong-si | S.T | 19,562 | 2,376 | 6,792 |
| | M | 9,834 | 944 | 3,339 |
| | F | 9,728 | 1,432 | 3,453 |
| Gyeongsan-si | S.T | 58,604 | 4,892 | 23,587 |
| | M | 32,622 | 2,105 | 12,371 |
| | F | 25,982 | 2,787 | 11,216 |
| Gunwi-gun | S.T | 6,651 | 448 | 2,297 |
| | M | 3,421 | 213 | 1,170 |
| | F | 3,230 | 235 | 1,127 |
| Uiseong-gun | S.T | 15,316 | 1,115 | 4,879 |
| | M | 7,439 | 492 | 2,338 |
| | F | 7,877 | 623 | 2,541 |
| Cheongsong-gun | S.T | 7,171 | 501 | 2,214 |
| | M | 3,555 | 219 | 1,041 |
| | F | 3,616 | 282 | 1,173 |
| Yeongyang-gun | S.T | 4,496 | 292 | 1,442 |
| | M | 2,208 | 117 | 678 |
| | F | 2,288 | 175 | 764 |
| Yeongdeok-gun | S.T | 8,833 | 619 | 2,972 |
| | M | 4,009 | 222 | 1,312 |
| | F | 4,824 | 397 | 1,660 |
| Cheongdo-gun | S.T | 11,368 | 683 | 3,744 |
| | M | 5,621 | 302 | 1,830 |
| | F | 5,747 | 381 | 1,914 |
| Goryeong-gun | S.T | 9,394 | 868 | 3,373 |
| | M | 5,232 | 405 | 1,849 |
| | F | 4,162 | 463 | 1,524 |
| Seongju-gun | S.T | 11,341 | 894 | 3,836 |
| | M | 5,774 | 415 | 1,954 |
| | F | 5,567 | 479 | 1,882 |
| Chilgok-gun | S.T | 32,575 | 3,486 | 13,654 |
| | M | 19,606 | 1,482 | 8,129 |
| | F | 12,969 | 2,004 | 5,525 |
| Yecheon-gun | S.T | 12,307 | 1,241 | 4,347 |
| | M | 6,137 | 546 | 2,132 |
| | F | 6,170 | 695 | 2,215 |
| Bonghwa-gun | S.T | 8,744 | 650 | 3,201 |
| | M | 4,548 | 281 | 1,636 |
| | F | 4,196 | 369 | 1,565 |

XX aX X
j aX `i X a X y dX z dX dX X X X X
kaX X X X X X . X X X X X X

. O

Screening by District and Gender <Cont'd>

XX a
(Unit : Person)

| (Suspected disease) | | | Diagnosed with diseases |
|----------------------------|---------------------------|---|-------------------------|
| Number of actual examinees | General suspected disease | Suspected hypertension or diabetes(required 2nd Exam) | |
| 7,914 | 7,198 | 1,721 | 7,124 |
| 4,611 | 4,194 | 1,091 | 3,131 |
| 3,303 | 3,004 | 630 | 3,993 |
| 6,008 | 5,385 | 1,340 | 4,386 |
| 3,605 | 3,253 | 817 | 1,946 |
| 2,403 | 2,132 | 523 | 2,440 |
| 20,888 | 18,813 | 4,996 | 9,237 |
| 13,367 | 12,089 | 3,368 | 4,779 |
| 7,521 | 6,724 | 1,628 | 4,458 |
| 2,399 | 2,120 | 640 | 1,507 |
| 1,378 | 1,224 | 378 | 660 |
| 1,021 | 896 | 262 | 847 |
| 5,392 | 4,786 | 1,463 | 3,930 |
| 2,983 | 2,663 | 869 | 1,626 |
| 2,409 | 2,123 | 594 | 2,304 |
| 2,579 | 2,310 | 660 | 1,877 |
| 1,507 | 1,371 | 386 | 788 |
| 1,072 | 939 | 274 | 1,089 |
| 1,680 | 1,527 | 384 | 1,082 |
| 974 | 882 | 255 | 439 |
| 706 | 645 | 129 | 643 |
| 2,773 | 2,412 | 746 | 2,469 |
| 1,473 | 1,289 | 425 | 1,002 |
| 1,300 | 1,123 | 321 | 1,467 |
| 4,315 | 3,830 | 1,177 | 2,626 |
| 2,367 | 2,126 | 649 | 1,122 |
| 1,948 | 1,704 | 528 | 1,504 |
| 3,270 | 2,903 | 815 | 1,883 |
| 2,103 | 1,896 | 510 | 875 |
| 1,167 | 1,007 | 305 | 1,008 |
| 3,883 | 3,430 | 1,038 | 2,728 |
| 2,245 | 1,985 | 620 | 1,160 |
| 1,638 | 1,445 | 418 | 1,568 |
| 11,080 | 10,110 | 2,257 | 4,355 |
| 7,737 | 7,085 | 1,599 | 2,258 |
| 3,343 | 3,025 | 658 | 2,097 |
| 4,028 | 3,507 | 1,069 | 2,691 |
| 2,272 | 1,994 | 619 | 1,187 |
| 1,756 | 1,513 | 450 | 1,504 |
| 3,132 | 2,753 | 844 | 1,761 |
| 1,823 | 1,600 | 509 | 808 |
| 1,309 | 1,153 | 335 | 953 |

Note : 1) Based on Resident Registration Address

2) Total "Number of 1st Examinees" refers to the total number of actual examinees including those classified as Normal A, Normal B, Suspected Disease or Diagnosed with Diseases

3) The total number of actual examinees classified as suspected disease was calculated by deducting the number of overlaps between cases of general suspected disease and cases of suspected hypertension or diabetes

제 I -4 표

Table I -4

Ü Ü

Statistics on First Diagnoses Based on General Health

| Division | | Xi X a Total (Number of 1st Examinees) | y Normal A | z` a Normal B(Cautionary) |
|-------------------------------|-----|--|---------------|------------------------------|
| Uljin-gun | S.T | 11,071 | 849 | 3,540 |
| | M | 5,907 | 356 | 1,851 |
| | F | 5,164 | 493 | 1,689 |
| Ulleung-gun | S.T | 2,275 | 204 | 712 |
| | M | 1,320 | 90 | 439 |
| | F | 955 | 114 | 273 |
| Gyeongnam | S.T | 805,352 | 78,218 | 309,818 |
| | M | 472,236 | 33,812 | 175,750 |
| | F | 333,116 | 44,406 | 134,068 |
| Changwon-si Uichang-gu | S.T | 61,554 | 5,495 | 24,099 |
| | M | 36,435 | 2,381 | 13,425 |
| | F | 25,119 | 3,114 | 10,674 |
| Changwon-si Seongsan-gu | S.T | 65,843 | 5,556 | 28,060 |
| | M | 43,248 | 2,719 | 17,219 |
| | F | 22,595 | 2,837 | 10,841 |
| Changwon-si Masanhappo-gu | S.T | 41,811 | 4,285 | 16,241 |
| | M | 22,982 | 1,692 | 8,136 |
| | F | 18,829 | 2,593 | 8,105 |
| Changwon-si MasanHoewon-gu | S.T | 53,195 | 6,112 | 21,103 |
| | M | 29,566 | 2,421 | 10,853 |
| | F | 23,629 | 3,691 | 10,250 |
| Changwon-si Jinhae-gu | S.T | 46,980 | 5,545 | 18,735 |
| | M | 31,320 | 3,151 | 12,389 |
| | F | 15,660 | 2,394 | 6,346 |
| Jinju-si | S.T | 75,996 | 9,165 | 26,927 |
| | M | 39,946 | 3,231 | 13,164 |
| | F | 36,050 | 5,934 | 13,763 |
| Tongyeong-si | S.T | 30,289 | 2,880 | 11,178 |
| | M | 17,627 | 1,154 | 6,471 |
| | F | 12,662 | 1,726 | 4,707 |
| Sacheon-si | S.T | 26,828 | 2,801 | 10,100 |
| | M | 15,280 | 1,177 | 5,680 |
| | F | 11,548 | 1,624 | 4,420 |
| Gimhae-si | S.T | 118,542 | 13,133 | 45,288 |
| | M | 70,972 | 5,612 | 25,588 |
| | F | 47,570 | 7,521 | 19,700 |
| Miryang-si | S.T | 25,665 | 2,129 | 8,960 |
| | M | 13,270 | 886 | 4,391 |
| | F | 12,395 | 1,243 | 4,569 |
| Geoje-si | S.T | 69,433 | 4,860 | 30,384 |
| | M | 50,540 | 2,647 | 22,582 |
| | F | 18,893 | 2,213 | 7,802 |

XX aX X
j aX `i X a X y dX z dX dX X X X X
kaX X X X X X . X X X X X X

. O

Screening by District and Gender <Cont'd>

XX a
(Unit : Person)

| (Suspected disease) | | | Diagnosed with diseases |
|----------------------------|---------------------------|---|-------------------------|
| Number of actual examinees | General suspected disease | Suspected hypertension or diabetes(required 2nd Exam) | |
| 4,190 | 3,735 | 1,170 | 2,492 |
| 2,577 | 2,287 | 783 | 1,123 |
| 1,613 | 1,448 | 387 | 1,369 |
| 896 | 822 | 231 | 463 |
| 567 | 522 | 149 | 224 |
| 329 | 300 | 82 | 239 |
| 299,992 | 272,109 | 69,011 | 117,324 |
| 199,091 | 180,540 | 48,994 | 63,583 |
| 100,901 | 91,569 | 20,017 | 53,741 |
| 23,561 | 21,354 | 5,498 | 8,399 |
| 15,733 | 14,249 | 3,964 | 4,896 |
| 7,828 | 7,105 | 1,534 | 3,503 |
| 25,288 | 23,289 | 5,183 | 6,939 |
| 18,441 | 16,928 | 4,152 | 4,869 |
| 6,847 | 6,361 | 1,031 | 2,070 |
| 15,430 | 14,063 | 3,330 | 5,855 |
| 9,855 | 8,964 | 2,343 | 3,299 |
| 5,575 | 5,099 | 987 | 2,556 |
| 19,544 | 17,874 | 4,129 | 6,436 |
| 12,577 | 11,470 | 2,948 | 3,715 |
| 6,967 | 6,404 | 1,181 | 2,721 |
| 16,843 | 15,430 | 3,414 | 5,857 |
| 12,247 | 11,166 | 2,718 | 3,533 |
| 4,596 | 4,264 | 696 | 2,324 |
| 29,008 | 26,524 | 6,328 | 10,896 |
| 17,900 | 16,407 | 4,183 | 5,651 |
| 11,108 | 10,117 | 2,145 | 5,245 |
| 11,167 | 10,084 | 2,707 | 5,064 |
| 7,269 | 6,532 | 1,939 | 2,733 |
| 3,898 | 3,552 | 768 | 2,331 |
| 9,695 | 8,756 | 2,180 | 4,232 |
| 6,309 | 5,694 | 1,491 | 2,114 |
| 3,386 | 3,062 | 689 | 2,118 |
| 44,993 | 41,280 | 9,711 | 15,128 |
| 31,223 | 28,757 | 7,059 | 8,549 |
| 13,770 | 12,523 | 2,652 | 6,579 |
| 9,765 | 8,766 | 2,380 | 4,811 |
| 5,849 | 5,291 | 1,437 | 2,144 |
| 3,916 | 3,475 | 943 | 2,667 |
| 24,986 | 21,895 | 7,120 | 9,203 |
| 18,856 | 16,378 | 5,735 | 6,455 |
| 6,130 | 5,517 | 1,385 | 2,748 |

Note : 1) Based on Resident Registration Address

2) Total "Number of 1st Examinees" refers to the total number of actual examinees including those classified as Normal A, Normal B, Suspected Disease or Diagnosed with Diseases

3) The total number of actual examinees classified as suspected disease was calculated by deducting the number of overlaps between cases of general suspected disease and cases of suspected hypertension or diabetes

Table I -4

Statistics on First Diagnoses Based on General Health

| Division | | Xi X a Total (Number of 1st Examinees) | y Normal A | z` a Normal B(Cautionary) |
|-----------------|-----|--|---------------|------------------------------|
| Yangsan-si | S.T | 67,483 | 5,728 | 27,742 |
| | M | 39,126 | 2,266 | 15,227 |
| | F | 28,357 | 3,462 | 12,515 |
| Uiryeong-gun | S.T | 7,138 | 546 | 2,399 |
| | M | 3,528 | 225 | 1,181 |
| | F | 3,610 | 321 | 1,218 |
| Haman-gun | S.T | 16,996 | 1,815 | 6,131 |
| | M | 10,010 | 888 | 3,574 |
| | F | 6,986 | 927 | 2,557 |
| Changnyeong-gun | S.T | 15,179 | 1,237 | 5,274 |
| | M | 7,859 | 584 | 2,752 |
| | F | 7,320 | 653 | 2,522 |
| Goseong-gun | S.T | 14,456 | 1,164 | 5,335 |
| | M | 7,954 | 537 | 2,909 |
| | F | 6,502 | 627 | 2,426 |
| Namhae-gun | S.T | 11,719 | 1,021 | 3,537 |
| | M | 5,389 | 360 | 1,595 |
| | F | 6,330 | 661 | 1,942 |
| Hadong-gun | S.T | 12,302 | 949 | 4,044 |
| | M | 6,145 | 386 | 1,973 |
| | F | 6,157 | 563 | 2,071 |
| Sancheong-gun | S.T | 8,118 | 674 | 2,626 |
| | M | 4,105 | 285 | 1,284 |
| | F | 4,013 | 389 | 1,342 |
| Hamyang-gun | S.T | 9,656 | 886 | 2,869 |
| | M | 4,574 | 354 | 1,301 |
| | F | 5,082 | 532 | 1,568 |
| Geochang-gun | S.T | 14,578 | 1,442 | 5,022 |
| | M | 6,952 | 539 | 2,333 |
| | F | 7,626 | 903 | 2,689 |
| Hapcheon-gun | S.T | 11,591 | 795 | 3,764 |
| | M | 5,408 | 317 | 1,723 |
| | F | 6,183 | 478 | 2,041 |
| Jeju | S.T | 119,368 | 14,787 | 41,841 |
| | M | 60,377 | 4,612 | 18,640 |
| | F | 58,991 | 10,175 | 23,201 |
| Jeju-si | S.T | 87,624 | 11,081 | 31,783 |
| | M | 44,690 | 3,438 | 14,255 |
| | F | 42,934 | 7,643 | 17,528 |
| Seogwipo-si | S.T | 31,744 | 3,706 | 10,058 |
| | M | 15,687 | 1,174 | 4,385 |
| | F | 16,057 | 2,532 | 5,673 |

XX aX X
j aX `i X a X y dX z dX dX X X X
kaX X X X X X . X X X X X

. O

Screening by District and Gender <Cont'd>

XX a
(Unit : Person)

| (Suspected disease) | | | Diagnosed with diseases |
|----------------------------|--------------------------------|--|-------------------------|
| Number of actual examinees | X General suspected disease | f X Suspected hypertension or diabetes(required 2nd Exam) | |
| 26,053 | 23,706 | 6,061 | 7,960 |
| 17,263 | 15,714 | 4,306 | 4,370 |
| 8,790 | 7,992 | 1,755 | 3,590 |
| 2,430 | 2,112 | 684 | 1,763 |
| 1,408 | 1,231 | 405 | 714 |
| 1,022 | 881 | 279 | 1,049 |
| 6,247 | 5,673 | 1,441 | 2,803 |
| 4,191 | 3,827 | 1,003 | 1,357 |
| 2,056 | 1,846 | 438 | 1,446 |
| 5,193 | 4,587 | 1,302 | 3,475 |
| 3,085 | 2,727 | 801 | 1,438 |
| 2,108 | 1,860 | 501 | 2,037 |
| 5,327 | 4,830 | 1,224 | 2,630 |
| 3,319 | 3,001 | 833 | 1,189 |
| 2,008 | 1,829 | 391 | 1,441 |
| 3,943 | 3,512 | 1,022 | 3,218 |
| 2,169 | 1,939 | 610 | 1,265 |
| 1,774 | 1,573 | 412 | 1,953 |
| 4,555 | 3,994 | 1,328 | 2,754 |
| 2,620 | 2,322 | 782 | 1,166 |
| 1,935 | 1,672 | 546 | 1,588 |
| 2,971 | 2,727 | 617 | 1,847 |
| 1,710 | 1,573 | 372 | 826 |
| 1,261 | 1,154 | 245 | 1,021 |
| 3,658 | 3,249 | 990 | 2,243 |
| 1,998 | 1,783 | 569 | 921 |
| 1,660 | 1,466 | 421 | 1,322 |
| 4,979 | 4,418 | 1,342 | 3,135 |
| 2,768 | 2,468 | 781 | 1,312 |
| 2,211 | 1,950 | 561 | 1,823 |
| 4,356 | 3,986 | 1,020 | 2,676 |
| 2,301 | 2,119 | 563 | 1,067 |
| 2,055 | 1,867 | 457 | 1,609 |
| 42,181 | 37,898 | 11,690 | 20,559 |
| 25,922 | 23,524 | 7,823 | 11,203 |
| 16,259 | 14,374 | 3,867 | 9,356 |
| 30,551 | 27,648 | 8,023 | 14,209 |
| 19,048 | 17,345 | 5,538 | 7,949 |
| 11,503 | 10,303 | 2,485 | 6,260 |
| 11,630 | 10,250 | 3,667 | 6,350 |
| 6,874 | 6,179 | 2,285 | 3,254 |
| 4,756 | 4,071 | 1,382 | 3,096 |

Note : 1) Based on Resident Registration Address

2) Total "Number of 1st Examinees" refers to the total number of actual examinees including those classified as Normal A, Normal B, Suspected Disease or Diagnosed with Diseases

3) The total number of actual examinees classified as suspected disease was calculated by deducting the number of overlaps between cases of general suspected disease and cases of suspected hypertension or diabetes

제 I-5 표

Table I-5

Statistics on First Diagnoses Based on General Health

| Division | | Xi X a Total (Number of 1st Examinees) | y Normal A | z` a Normal B(Cautionary) |
|---------------------|-----|--|------------------|------------------------------|
| Total | | 11,419,350 | 1,089,192 | 4,354,506 |
| M | | 6,277,362 | 404,558 | 2,252,646 |
| F | | 5,141,988 | 684,634 | 2,101,860 |
| i q X 19 or less | S.T | 25,852 | 6,837 | 15,500 |
| | M | 11,877 | 2,316 | 7,521 |
| | F | 13,975 | 4,521 | 7,979 |
| j hX Xl | S.T | 289,877 | 79,824 | 165,525 |
| | M | 127,707 | 24,555 | 76,397 |
| | F | 162,170 | 55,269 | 89,128 |
| j mX Xq | S.T | 861,405 | 184,983 | 472,594 |
| | M | 480,263 | 62,717 | 262,839 |
| | F | 381,142 | 122,266 | 209,755 |
| khX Xl | S.T | 1,181,946 | 179,479 | 587,990 |
| | M | 791,410 | 71,935 | 372,920 |
| | F | 390,536 | 107,544 | 215,070 |
| knX Xq | S.T | 1,083,236 | 132,454 | 494,605 |
| | M | 751,313 | 54,398 | 312,449 |
| | F | 331,923 | 78,056 | 182,156 |
| l hX Xl | S.T | 1,274,646 | 141,156 | 552,145 |
| | M | 711,919 | 44,719 | 260,877 |
| | F | 562,727 | 96,437 | 291,268 |
| l mX Xq | S.T | 1,361,423 | 119,252 | 548,858 |
| | M | 751,035 | 39,706 | 255,943 |
| | F | 610,388 | 79,546 | 292,915 |
| nhX Xl | S.T | 1,759,631 | 115,573 | 625,796 |
| | M | 893,894 | 41,239 | 276,295 |
| | F | 865,737 | 74,334 | 349,501 |
| nmX Xq | S.T | 1,152,283 | 55,430 | 355,680 |
| | M | 610,659 | 24,421 | 171,635 |
| | F | 541,624 | 31,009 | 184,045 |
| nhX Xl | S.T | 1,053,108 | 40,053 | 274,994 |
| | M | 508,763 | 19,026 | 125,653 |
| | F | 544,345 | 21,027 | 149,341 |
| nmX Xq | S.T | 322,477 | 9,842 | 71,658 |
| | M | 167,908 | 5,769 | 38,001 |
| | F | 154,569 | 4,073 | 33,657 |
| ohX Xl | S.T | 648,373 | 16,483 | 124,772 |
| | M | 298,965 | 9,305 | 61,069 |
| | F | 349,408 | 7,178 | 63,703 |
| omX Xq | S.T | 245,203 | 5,182 | 40,803 |
| | M | 108,035 | 2,996 | 20,009 |
| | F | 137,168 | 2,186 | 20,794 |
| phX Xl | S.T | 128,812 | 2,184 | 19,256 |
| | M | 51,823 | 1,206 | 9,160 |
| | F | 76,989 | 978 | 10,096 |
| pm X 85 and over | S.T | 31,078 | 460 | 4,330 |
| | M | 11,791 | 250 | 1,878 |
| | F | 19,287 | 210 | 2,452 |

XX aX X
j aX `i X a X y dX z dX dX X X X
kaX X X X X . X X X X X

/ fi

Screening by Age and Gender (Total)

XX a
(Unit : Person)

| (Suspected disease) | | | Diagnosed with diseases |
|----------------------------|--------------------------------|--|-------------------------|
| Number of actual examinees | X General suspected disease | f X Suspected hypertension or diabetes(required 2nd Exam) | |
| 4,045,565 | 3,661,723 | 965,640 | 1,930,087 |
| 2,599,265 | 2,353,269 | 670,114 | 1,020,893 |
| 1,446,300 | 1,308,454 | 295,526 | 909,194 |
| 3,419 | 3,143 | 435 | 96 |
| 1,979 | 1,777 | 320 | 61 |
| 1,440 | 1,366 | 115 | 35 |
| 43,631 | 40,230 | 5,690 | 897 |
| 26,237 | 23,777 | 4,150 | 518 |
| 17,394 | 16,453 | 1,540 | 379 |
| 199,100 | 184,515 | 30,540 | 4,728 |
| 151,080 | 139,092 | 26,186 | 3,627 |
| 48,020 | 45,423 | 4,354 | 1,101 |
| 399,398 | 374,214 | 67,795 | 15,079 |
| 333,681 | 312,188 | 60,991 | 12,874 |
| 65,717 | 62,026 | 6,804 | 2,205 |
| 422,359 | 392,155 | 85,330 | 33,818 |
| 354,911 | 329,996 | 75,930 | 29,555 |
| 67,448 | 62,159 | 9,400 | 4,263 |
| 497,939 | 456,122 | 111,241 | 83,406 |
| 345,800 | 318,984 | 83,668 | 60,523 |
| 152,139 | 137,138 | 27,573 | 22,883 |
| 544,637 | 491,144 | 135,895 | 148,676 |
| 354,941 | 322,010 | 97,096 | 100,445 |
| 189,696 | 169,134 | 38,799 | 48,231 |
| 705,441 | 632,800 | 182,376 | 312,821 |
| 395,463 | 352,577 | 118,961 | 180,897 |
| 309,978 | 280,223 | 63,415 | 131,924 |
| 440,555 | 392,609 | 118,619 | 300,618 |
| 245,036 | 214,878 | 77,905 | 169,567 |
| 195,519 | 177,731 | 40,714 | 131,051 |
| 366,724 | 324,974 | 101,367 | 371,337 |
| 183,143 | 159,273 | 58,917 | 180,941 |
| 183,581 | 165,701 | 42,450 | 190,396 |
| 101,986 | 88,959 | 30,294 | 138,991 |
| 54,852 | 46,992 | 17,973 | 69,286 |
| 47,134 | 41,967 | 12,321 | 69,705 |
| 195,163 | 171,229 | 57,291 | 311,955 |
| 95,033 | 82,255 | 29,872 | 133,558 |
| 100,130 | 88,974 | 27,419 | 178,397 |
| 73,783 | 64,422 | 22,531 | 125,435 |
| 34,928 | 30,161 | 11,158 | 50,102 |
| 38,855 | 34,261 | 11,373 | 75,333 |
| 40,023 | 35,199 | 12,410 | 67,349 |
| 17,615 | 15,327 | 5,449 | 23,842 |
| 22,408 | 19,872 | 6,961 | 43,507 |
| 11,407 | 10,008 | 3,826 | 14,881 |
| 4,566 | 3,982 | 1,538 | 5,097 |
| 6,841 | 6,026 | 2,288 | 9,784 |

Note : 1) Based on Age at the End of the Year

2) Total "Number of 1st Examinees" refers to the total number of actual examinees including those classified as Normal A, Normal B, Suspected Disease or Diagnosed with Diseases

3) The total number of actual examinees classified as suspected disease was calculated by deducting the number of overlaps between cases of general suspected disease and cases of suspected hypertension or diabetes

제 I -6 표

Table I -6

Statistics on First Diagnoses Based on General Health

| Division | | Xi X a Total (Number of 1st Examinees) | y Normal A | z` a Normal B(Cautinary) |
|---------------------|-----|--|---------------|-----------------------------|
| Total | | 179,061 | 19,672 | 85,785 |
| M | | 130,582 | 12,185 | 61,891 |
| F | | 48,479 | 7,487 | 23,894 |
| i q X 19 or less | S.T | 187 | 31 | 131 |
| | M | 145 | 20 | 106 |
| | F | 42 | 11 | 25 |
| j hXXl | S.T | 18,185 | 3,059 | 10,996 |
| | M | 15,354 | 2,313 | 9,278 |
| | F | 2,831 | 746 | 1,718 |
| j nXXq | S.T | 39,971 | 5,777 | 22,229 |
| | M | 33,459 | 4,084 | 18,373 |
| | F | 6,512 | 1,693 | 3,856 |
| khXXl | S.T | 34,472 | 3,904 | 17,330 |
| | M | 28,898 | 2,557 | 14,135 |
| | F | 5,574 | 1,347 | 3,195 |
| knXXq | S.T | 22,554 | 2,109 | 10,391 |
| | M | 18,642 | 1,344 | 8,173 |
| | F | 3,912 | 765 | 2,218 |
| l hXXl | S.T | 15,428 | 1,588 | 7,091 |
| | M | 9,214 | 598 | 3,696 |
| | F | 6,214 | 990 | 3,395 |
| l nXXq | S.T | 14,960 | 1,310 | 6,475 |
| | M | 7,989 | 462 | 2,912 |
| | F | 6,971 | 848 | 3,563 |
| nhXXl | S.T | 15,058 | 1,049 | 5,673 |
| | M | 7,327 | 370 | 2,429 |
| | F | 7,731 | 679 | 3,244 |
| nnXXq | S.T | 9,493 | 542 | 3,170 |
| | M | 5,236 | 283 | 1,665 |
| | F | 4,257 | 259 | 1,505 |
| nhXXl | S.T | 6,047 | 252 | 1,798 |
| | M | 2,970 | 128 | 859 |
| | F | 3,077 | 124 | 939 |
| nnXXq | S.T | 1,005 | 23 | 218 |
| | M | 553 | 14 | 122 |
| | F | 452 | 9 | 96 |
| ohXXl | S.T | 1,128 | 18 | 211 |
| | M | 523 | 7 | 103 |
| | F | 605 | 11 | 108 |
| onXXq | S.T | 352 | 7 | 53 |
| | M | 167 | 5 | 28 |
| | F | 185 | 2 | 25 |
| phXXl | S.T | 183 | 2 | 17 |
| | M | 85 | - | 10 |
| | F | 98 | 2 | 7 |
| pm X 85 and over | S.T | 38 | 1 | 2 |
| | M | 20 | - | 2 |
| | F | 18 | 1 | - |

XX aX X
j aX `i X a X y dX z dX dX X X X
kaX X X X X . X X X X X

/ fi

Screening by Age and Gender (Foreigner)

XX a
(Unit : Person)

| (Suspected disease) | | | Diagnosed with diseases |
|----------------------------|--------------------------------|--|-------------------------|
| Number of actual examinees | X General suspected disease | f X Suspected hypertension or diabetes(required 2nd Exam) | |
| 64,442 | 58,677 | 12,624 | 9,162 |
| 51,345 | 46,727 | 10,375 | 5,161 |
| 13,097 | 11,950 | 2,249 | 4,001 |
| 24 | 21 | 3 | 1 |
| 18 | 15 | 3 | 1 |
| 6 | 6 | - | - |
| 4,107 | 3,768 | 472 | 23 |
| 3,744 | 3,420 | 455 | 19 |
| 363 | 348 | 17 | 4 |
| 11,847 | 11,058 | 1,384 | 118 |
| 10,899 | 10,160 | 1,307 | 103 |
| 948 | 898 | 77 | 15 |
| 13,017 | 12,225 | 1,839 | 221 |
| 12,005 | 11,270 | 1,734 | 201 |
| 1,012 | 955 | 105 | 20 |
| 9,716 | 9,009 | 1,778 | 338 |
| 8,840 | 8,200 | 1,661 | 285 |
| 876 | 809 | 117 | 53 |
| 6,060 | 5,474 | 1,390 | 689 |
| 4,444 | 4,010 | 1,119 | 476 |
| 1,616 | 1,464 | 271 | 213 |
| 6,046 | 5,275 | 1,683 | 1,129 |
| 3,931 | 3,395 | 1,277 | 684 |
| 2,115 | 1,880 | 406 | 445 |
| 6,389 | 5,554 | 1,849 | 1,947 |
| 3,487 | 2,924 | 1,292 | 1,041 |
| 2,902 | 2,630 | 557 | 906 |
| 4,029 | 3,471 | 1,284 | 1,752 |
| 2,338 | 1,946 | 933 | 950 |
| 1,691 | 1,525 | 351 | 802 |
| 2,321 | 2,037 | 682 | 1,676 |
| 1,179 | 998 | 433 | 804 |
| 1,142 | 1,039 | 249 | 872 |
| 386 | 341 | 122 | 378 |
| 234 | 198 | 85 | 183 |
| 152 | 143 | 37 | 195 |
| 344 | 307 | 96 | 555 |
| 157 | 131 | 57 | 256 |
| 187 | 176 | 39 | 299 |
| 94 | 81 | 25 | 198 |
| 37 | 31 | 11 | 97 |
| 57 | 50 | 14 | 101 |
| 45 | 40 | 14 | 119 |
| 20 | 18 | 6 | 55 |
| 25 | 22 | 8 | 64 |
| 17 | 16 | 3 | 18 |
| 12 | 11 | 2 | 6 |
| 5 | 5 | 1 | 12 |

Note : 1) Based on Age at the End of the Year

2) Total "Number of 1st Examinees" refers to the total number of actual examinees including those classified as Normal A, Normal B, Suspected Disease or Diagnosed with Diseases

3) The total number of actual examinees classified as suspected disease was calculated by deducting the number of overlaps between cases of general suspected disease and cases of suspected hypertension or diabetes

제 I - 7 표

Ü Ü

Table I - 7

Detailed Statistics on First Diagnoses of Normal B Status Based

| Division | | ㄹ (Normal B) | | | | | | | | | |
|----------|-------|--------------|-----------|-----------|-----------|---------|-----------|---------|---------|-------|-----------|
| | | | | | | | | | | | |
| Total | Total | 9,206,856 | 3,267,761 | 3,735,379 | 4,675,641 | 929,845 | 2,192,702 | 277,149 | 844,416 | 3,634 | 1,260,295 |
| | M | 5,258,929 | 2,090,992 | 2,459,003 | 2,612,958 | 652,865 | 1,396,032 | 150,945 | 161,454 | 1,771 | 693,834 |
| | F | 3,947,927 | 1,176,769 | 1,276,376 | 2,062,683 | 276,980 | 796,670 | 126,204 | 682,962 | 1,863 | 566,461 |
| Seoul | S.T | 1,684,567 | 591,468 | 682,647 | 879,902 | 165,654 | 405,480 | 60,321 | 138,714 | 218 | 243,482 |
| | M | 905,208 | 372,910 | 423,178 | 458,866 | 111,089 | 248,901 | 31,222 | 23,460 | 122 | 122,149 |
| | F | 779,359 | 218,558 | 259,469 | 421,036 | 54,565 | 156,579 | 29,099 | 115,254 | 96 | 121,333 |
| Busan | S.T | 662,449 | 229,299 | 241,623 | 336,772 | 67,482 | 161,550 | 24,030 | 68,998 | 57 | 107,726 |
| | M | 368,440 | 143,786 | 158,163 | 183,675 | 46,526 | 100,727 | 12,192 | 14,056 | 30 | 56,028 |
| | F | 294,009 | 85,513 | 83,460 | 153,097 | 20,956 | 60,823 | 11,838 | 54,942 | 27 | 51,698 |
| Daegu | S.T | 440,764 | 142,342 | 181,251 | 218,788 | 45,669 | 92,595 | 12,823 | 50,366 | 244 | 53,837 |
| | M | 244,267 | 92,072 | 114,627 | 119,754 | 32,506 | 56,710 | 6,580 | 9,019 | 117 | 26,362 |
| | F | 196,497 | 50,270 | 66,624 | 99,034 | 13,163 | 35,885 | 6,243 | 41,347 | 127 | 27,475 |
| Incheon | S.T | 503,809 | 184,235 | 222,579 | 243,113 | 54,236 | 126,122 | 19,002 | 40,536 | 341 | 62,867 |
| | M | 294,158 | 118,961 | 144,647 | 139,128 | 37,279 | 83,542 | 10,762 | 7,940 | 160 | 36,780 |
| | F | 209,651 | 65,274 | 77,932 | 103,985 | 16,957 | 42,580 | 8,240 | 32,596 | 181 | 26,087 |
| Gwangju | S.T | 244,244 | 86,749 | 81,532 | 125,602 | 23,768 | 63,125 | 4,563 | 25,717 | 390 | 30,429 |
| | M | 136,982 | 55,719 | 55,012 | 67,868 | 17,420 | 40,508 | 2,669 | 4,263 | 159 | 16,434 |
| | F | 107,262 | 31,030 | 26,520 | 57,734 | 6,348 | 22,617 | 1,894 | 21,454 | 231 | 13,995 |
| Daejeon | S.T | 288,981 | 102,479 | 116,635 | 145,612 | 31,175 | 72,657 | 6,887 | 27,665 | 28 | 41,037 |
| | M | 163,642 | 66,733 | 75,921 | 80,900 | 21,127 | 47,610 | 4,156 | 4,908 | 12 | 22,091 |
| | F | 125,339 | 35,746 | 40,714 | 64,712 | 10,048 | 25,047 | 2,731 | 22,757 | 16 | 18,946 |
| Ulsan | S.T | 250,803 | 84,706 | 125,076 | 127,931 | 25,644 | 67,587 | 7,806 | 16,819 | 510 | 31,749 |
| | M | 170,098 | 61,939 | 96,837 | 86,201 | 20,016 | 48,031 | 5,010 | 3,705 | 247 | 20,695 |
| | F | 80,705 | 22,767 | 28,239 | 41,730 | 5,628 | 19,556 | 2,796 | 13,114 | 263 | 11,054 |
| Sejong | S.T | 20,589 | 8,005 | 8,265 | 9,866 | 1,995 | 4,639 | 516 | 1,694 | 1 | 2,400 |
| | M | 12,145 | 4,847 | 5,625 | 5,748 | 1,480 | 3,056 | 288 | 402 | 1 | 1,472 |
| | F | 8,444 | 3,158 | 2,640 | 4,118 | 515 | 1,583 | 228 | 1,292 | - | 928 |
| Gyeonggi | S.T | 2,098,206 | 768,041 | 883,078 | 1,073,718 | 215,553 | 486,835 | 65,611 | 164,003 | 751 | 282,102 |
| | M | 1,231,189 | 506,210 | 592,799 | 612,002 | 154,828 | 320,776 | 36,466 | 28,523 | 378 | 160,220 |
| | F | 867,017 | 261,831 | 290,279 | 461,716 | 60,725 | 166,059 | 29,145 | 135,480 | 373 | 121,882 |
| Gangwon | S.T | 284,998 | 115,062 | 108,305 | 137,512 | 28,972 | 64,376 | 10,543 | 24,211 | 26 | 34,505 |
| | M | 161,614 | 70,511 | 70,975 | 76,405 | 19,910 | 40,839 | 4,988 | 4,533 | 17 | 19,028 |
| | F | 123,384 | 44,551 | 37,330 | 61,107 | 9,062 | 23,537 | 5,555 | 19,678 | 9 | 15,477 |
| Chungbuk | S.T | 323,171 | 118,864 | 131,702 | 166,310 | 32,659 | 71,173 | 7,927 | 25,054 | 25 | 41,767 |
| | M | 182,705 | 72,320 | 85,106 | 92,159 | 22,883 | 42,970 | 4,755 | 4,551 | 19 | 22,776 |
| | F | 140,466 | 46,544 | 46,596 | 74,151 | 9,776 | 28,203 | 3,172 | 20,503 | 6 | 18,991 |
| Chungnam | S.T | 397,882 | 139,770 | 165,369 | 204,907 | 38,295 | 100,512 | 10,131 | 34,044 | 67 | 47,074 |
| | M | 235,158 | 88,578 | 111,551 | 119,449 | 27,503 | 64,076 | 6,341 | 7,124 | 35 | 27,886 |
| | F | 162,724 | 51,192 | 53,818 | 85,458 | 10,792 | 36,436 | 3,790 | 26,920 | 32 | 19,188 |
| Jeonbuk | S.T | 338,485 | 117,935 | 128,214 | 163,984 | 32,451 | 71,224 | 7,359 | 43,202 | 184 | 36,892 |
| | M | 185,238 | 71,875 | 81,638 | 86,463 | 22,382 | 42,590 | 3,704 | 8,131 | 83 | 20,632 |
| | F | 153,247 | 46,060 | 46,576 | 77,521 | 10,069 | 28,634 | 3,655 | 35,071 | 101 | 16,260 |
| Jeonnam | S.T | 375,112 | 140,303 | 146,188 | 183,738 | 39,761 | 109,935 | 6,419 | 53,638 | 526 | 47,430 |
| | M | 207,050 | 82,286 | 94,999 | 101,061 | 26,944 | 65,168 | 3,448 | 12,593 | 248 | 25,783 |
| | F | 168,062 | 58,017 | 51,189 | 82,677 | 12,817 | 44,767 | 2,971 | 41,045 | 278 | 21,647 |

XX aX X

X

j aX X

X

X

kaX

X

X

X

X

X

X

X

X

X

X

X

X

X

X

X

X

X

X

X

X

X

(List of Key English Terminology) XX (Number of actual examinees)

XXX X Obesity management aX Blood pressure management aX Dyslipidemia management aX

XXX X Liver function management aX Diabetes management aX Renal function management aX

XXX X Anemia management aX Osteoporosis management aX Other disorder management aX

on General Health Screening by District and Gender

XX a
(Unit : Person)

| Division | | X (Normal B) | | | | | | | | | |
|---------------|-----|--------------|---------|---------|---------|---------|---------|--------|---------|-----|---------|
| | | | | | | | | | | | |
| Gyeongbuk | S.T | 558,161 | 185,391 | 232,770 | 287,895 | 52,328 | 121,655 | 14,667 | 58,900 | 195 | 78,524 |
| | M | 322,153 | 115,183 | 156,580 | 166,929 | 36,733 | 76,547 | 7,392 | 12,699 | 105 | 41,682 |
| | F | 236,008 | 70,208 | 76,190 | 120,966 | 15,595 | 45,108 | 7,275 | 46,201 | 90 | 36,842 |
| Gyeongnam | S.T | 643,817 | 215,842 | 242,136 | 324,574 | 65,693 | 149,297 | 16,054 | 63,555 | 71 | 109,894 |
| | M | 390,333 | 143,451 | 168,704 | 193,778 | 48,397 | 98,912 | 9,671 | 14,411 | 38 | 68,595 |
| | F | 253,484 | 72,391 | 73,432 | 130,796 | 17,296 | 50,385 | 6,383 | 49,144 | 33 | 41,299 |
| Jeju | S.T | 90,818 | 37,270 | 38,009 | 45,417 | 8,510 | 23,940 | 2,490 | 7,300 | - | 8,580 |
| | M | 48,549 | 23,611 | 22,641 | 22,572 | 5,842 | 15,069 | 1,301 | 1,136 | - | 5,221 |
| | F | 42,269 | 13,659 | 15,368 | 22,845 | 2,668 | 8,871 | 1,189 | 6,164 | - | 3,359 |
| Seoul | S.T | 1,684,567 | 591,468 | 682,647 | 879,902 | 165,654 | 405,480 | 60,321 | 138,714 | 218 | 243,482 |
| | M | 905,208 | 372,910 | 423,178 | 458,866 | 111,089 | 248,901 | 31,222 | 23,460 | 122 | 122,149 |
| | F | 779,359 | 218,558 | 259,469 | 421,036 | 54,565 | 156,579 | 29,099 | 115,254 | 96 | 121,333 |
| Jongno-gu | S.T | 26,980 | 9,749 | 11,660 | 14,185 | 2,810 | 6,661 | 1,139 | 2,058 | 4 | 4,282 |
| | M | 13,900 | 5,787 | 6,842 | 6,953 | 1,837 | 3,960 | 568 | 324 | 2 | 2,091 |
| | F | 13,080 | 3,962 | 4,818 | 7,232 | 973 | 2,701 | 571 | 1,734 | 2 | 2,191 |
| Jung-gu | S.T | 25,930 | 9,442 | 10,724 | 13,707 | 2,427 | 6,016 | 1,154 | 1,956 | 1 | 4,093 |
| | M | 13,905 | 5,920 | 6,687 | 7,206 | 1,667 | 3,682 | 572 | 312 | 1 | 1,979 |
| | F | 12,025 | 3,522 | 4,037 | 6,501 | 760 | 2,334 | 582 | 1,644 | - | 2,114 |
| Yongsan-gu | S.T | 37,338 | 13,240 | 15,389 | 18,485 | 3,623 | 9,177 | 1,275 | 2,689 | 2 | 7,408 |
| | M | 19,407 | 8,177 | 9,266 | 9,485 | 2,360 | 5,576 | 660 | 372 | - | 3,163 |
| | F | 17,931 | 5,063 | 6,123 | 9,000 | 1,263 | 3,601 | 615 | 2,317 | 2 | 4,245 |
| Seongdong-gu | S.T | 48,923 | 17,462 | 19,617 | 25,545 | 4,801 | 12,650 | 1,958 | 3,536 | 6 | 8,047 |
| | M | 26,158 | 10,694 | 12,158 | 13,059 | 3,278 | 7,624 | 1,015 | 538 | 5 | 4,115 |
| | F | 22,765 | 6,768 | 7,459 | 12,486 | 1,523 | 5,026 | 943 | 2,998 | 1 | 3,932 |
| Gwangjin-gu | S.T | 58,538 | 20,495 | 23,006 | 29,533 | 5,300 | 13,402 | 2,358 | 4,721 | 6 | 9,026 |
| | M | 31,424 | 12,816 | 14,387 | 15,361 | 3,660 | 8,374 | 1,234 | 770 | 2 | 4,539 |
| | F | 27,114 | 7,679 | 8,619 | 14,172 | 1,640 | 5,028 | 1,124 | 3,951 | 4 | 4,487 |
| Dongdaemun-gu | S.T | 58,536 | 22,125 | 23,356 | 30,590 | 5,660 | 15,032 | 2,655 | 4,264 | 13 | 11,449 |
| | M | 30,375 | 12,902 | 13,683 | 15,227 | 3,708 | 8,783 | 1,289 | 737 | 6 | 5,425 |
| | F | 28,161 | 9,223 | 9,673 | 15,363 | 1,952 | 6,249 | 1,366 | 3,527 | 7 | 6,024 |
| Jungnang-gu | S.T | 69,641 | 25,188 | 29,173 | 36,185 | 7,065 | 17,276 | 2,305 | 6,051 | 6 | 9,464 |
| | M | 36,895 | 15,018 | 17,296 | 18,507 | 4,591 | 10,592 | 1,162 | 1,087 | 4 | 5,039 |
| | F | 32,746 | 10,170 | 11,877 | 17,678 | 2,474 | 6,684 | 1,143 | 4,964 | 2 | 4,425 |
| Seongbuk-gu | S.T | 74,272 | 28,405 | 28,588 | 37,856 | 7,450 | 18,885 | 2,696 | 6,145 | 9 | 9,872 |
| | M | 39,502 | 16,886 | 17,473 | 19,729 | 4,881 | 11,278 | 1,413 | 1,013 | 4 | 4,869 |
| | F | 34,770 | 11,519 | 11,115 | 18,127 | 2,569 | 7,607 | 1,283 | 5,132 | 5 | 5,003 |
| Gangbuk-gu | S.T | 54,683 | 20,379 | 21,864 | 27,852 | 5,522 | 12,762 | 2,157 | 5,812 | 13 | 8,871 |
| | M | 28,077 | 11,475 | 12,844 | 14,095 | 3,497 | 7,423 | 1,100 | 1,105 | 8 | 4,188 |
| | F | 26,606 | 8,904 | 9,020 | 13,757 | 2,025 | 5,339 | 1,057 | 4,707 | 5 | 4,683 |
| Dobong-gu | S.T | 62,498 | 21,523 | 26,421 | 33,591 | 6,175 | 18,442 | 2,111 | 5,696 | 7 | 6,785 |
| | M | 33,350 | 13,428 | 15,640 | 17,248 | 4,129 | 10,600 | 1,156 | 1,026 | 5 | 3,683 |
| | F | 29,148 | 8,095 | 10,781 | 16,343 | 2,046 | 7,842 | 955 | 4,670 | 2 | 3,102 |
| Nowon-gu | S.T | 97,546 | 32,701 | 37,684 | 51,350 | 9,726 | 24,460 | 5,159 | 9,338 | 12 | 12,478 |
| | M | 53,682 | 21,299 | 24,253 | 27,733 | 6,631 | 15,366 | 2,724 | 1,437 | 7 | 6,434 |
| | F | 43,864 | 11,402 | 13,431 | 23,617 | 3,095 | 9,094 | 2,435 | 7,901 | 5 | 6,044 |

Note : 1) Based on Resident Registration Address

2) Includes examinees with overlapping diagnoses within each item

3) The number of actual examinees means total examinees who were diagnosed of Normal B, and it is different from databases on table -4

Table I -7

Detailed Statistics on First Diagnoses of Normal B Status Based

| Division | | ㄷ (Normal B) | | | | | | | | | |
|-----------------|-----|--------------|---------|---------|---------|--------|---------|--------|--------|----|---------|
| | | | | | | | | | | | |
| Eunpyeong-gu | S.T | 78,576 | 27,562 | 31,858 | 41,067 | 7,997 | 20,529 | 2,433 | 6,524 | 8 | 9,453 |
| | M | 41,557 | 16,962 | 19,170 | 20,865 | 5,267 | 12,241 | 1,322 | 1,106 | 5 | 5,255 |
| | F | 37,019 | 10,600 | 12,688 | 20,202 | 2,730 | 8,288 | 1,111 | 5,418 | 3 | 4,198 |
| Seodaemun-gu | S.T | 50,519 | 17,845 | 20,468 | 27,255 | 4,932 | 13,032 | 1,721 | 5,528 | 7 | 5,256 |
| | M | 25,798 | 10,652 | 12,070 | 13,509 | 3,199 | 7,633 | 901 | 868 | 4 | 2,816 |
| | F | 24,721 | 7,193 | 8,398 | 13,746 | 1,733 | 5,399 | 820 | 4,660 | 3 | 2,440 |
| Mapo-gu | S.T | 62,201 | 22,316 | 23,264 | 32,086 | 6,377 | 15,102 | 2,270 | 5,236 | 11 | 8,273 |
| | M | 33,041 | 13,903 | 14,687 | 16,595 | 4,273 | 9,124 | 1,089 | 758 | 5 | 4,249 |
| | F | 29,160 | 8,413 | 8,577 | 15,491 | 2,104 | 5,978 | 1,181 | 4,478 | 6 | 4,024 |
| Yangcheon-gu | S.T | 78,697 | 28,465 | 33,297 | 39,598 | 7,556 | 18,868 | 2,061 | 5,901 | 5 | 9,961 |
| | M | 43,195 | 18,475 | 20,743 | 20,903 | 5,049 | 11,975 | 1,206 | 939 | - | 5,267 |
| | F | 35,502 | 9,990 | 12,554 | 18,695 | 2,507 | 6,893 | 855 | 4,962 | 5 | 4,694 |
| Gangseo-gu | S.T | 96,998 | 35,270 | 40,608 | 47,791 | 10,986 | 24,360 | 3,103 | 6,683 | 10 | 12,741 |
| | M | 52,771 | 22,331 | 25,509 | 25,362 | 6,803 | 15,127 | 1,631 | 953 | 5 | 6,629 |
| | F | 44,227 | 12,939 | 15,099 | 22,429 | 4,183 | 9,233 | 1,472 | 5,730 | 5 | 6,112 |
| Guro-gu | S.T | 76,269 | 27,557 | 30,473 | 40,408 | 7,441 | 18,134 | 2,194 | 7,077 | 10 | 11,787 |
| | M | 41,908 | 17,384 | 19,450 | 21,323 | 5,129 | 11,309 | 1,206 | 1,298 | 8 | 6,134 |
| | F | 34,361 | 10,173 | 11,023 | 19,085 | 2,312 | 6,825 | 988 | 5,779 | 2 | 5,653 |
| Geumcheon-gu | S.T | 42,178 | 16,451 | 17,877 | 19,599 | 4,085 | 8,644 | 1,003 | 3,842 | 8 | 5,838 |
| | M | 23,571 | 9,994 | 11,365 | 10,699 | 2,780 | 5,595 | 583 | 1,193 | 7 | 3,132 |
| | F | 18,607 | 6,457 | 6,512 | 8,900 | 1,305 | 3,049 | 420 | 2,649 | 1 | 2,706 |
| Yeongdeungpo-gu | S.T | 75,832 | 25,672 | 31,871 | 39,975 | 7,001 | 18,046 | 2,312 | 5,423 | 20 | 11,344 |
| | M | 42,038 | 16,764 | 20,460 | 21,512 | 4,858 | 11,097 | 1,196 | 931 | 9 | 5,758 |
| | F | 33,794 | 8,908 | 11,411 | 18,463 | 2,143 | 6,949 | 1,116 | 4,492 | 11 | 5,586 |
| Dongjak-gu | S.T | 67,625 | 23,167 | 27,030 | 34,033 | 6,466 | 15,490 | 2,507 | 4,776 | 6 | 16,390 |
| | M | 35,840 | 14,490 | 16,749 | 17,904 | 4,368 | 9,406 | 1,243 | 866 | 4 | 7,038 |
| | F | 31,785 | 8,677 | 10,281 | 16,129 | 2,098 | 6,084 | 1,264 | 3,910 | 2 | 9,352 |
| Gwanak-gu | S.T | 86,921 | 30,427 | 37,750 | 46,776 | 8,376 | 18,615 | 3,052 | 7,360 | 9 | 13,205 |
| | M | 46,898 | 19,080 | 23,340 | 24,523 | 5,690 | 11,552 | 1,413 | 1,359 | 6 | 6,820 |
| | F | 40,023 | 11,347 | 14,410 | 22,253 | 2,686 | 7,063 | 1,639 | 6,001 | 3 | 6,385 |
| Seocho-gu | S.T | 65,691 | 20,581 | 26,838 | 35,013 | 6,020 | 14,031 | 2,638 | 5,100 | 10 | 9,764 |
| | M | 36,260 | 14,633 | 17,254 | 18,969 | 4,290 | 9,173 | 1,348 | 788 | 6 | 4,470 |
| | F | 29,431 | 5,948 | 9,584 | 16,044 | 1,730 | 4,858 | 1,290 | 4,312 | 4 | 5,294 |
| Gangnam-gu | S.T | 92,634 | 28,821 | 37,433 | 51,079 | 8,357 | 19,997 | 3,027 | 7,181 | 5 | 12,910 |
| | M | 49,547 | 19,844 | 23,482 | 26,464 | 5,793 | 12,848 | 1,570 | 1,102 | 2 | 5,866 |
| | F | 43,087 | 8,977 | 13,951 | 24,615 | 2,564 | 7,149 | 1,457 | 6,079 | 3 | 7,044 |
| Songpa-gu | S.T | 111,208 | 37,872 | 43,828 | 61,234 | 10,658 | 24,707 | 3,495 | 8,904 | 19 | 13,028 |
| | M | 60,590 | 25,486 | 28,000 | 32,098 | 7,418 | 15,803 | 1,876 | 1,439 | 11 | 6,868 |
| | F | 50,618 | 12,386 | 15,828 | 29,136 | 3,240 | 8,904 | 1,619 | 7,465 | 8 | 6,160 |
| Gangdong-gu | S.T | 84,333 | 28,753 | 32,570 | 45,109 | 8,843 | 21,162 | 3,538 | 6,913 | 11 | 11,757 |
| | M | 45,519 | 18,510 | 20,370 | 23,537 | 5,933 | 12,760 | 1,745 | 1,139 | 6 | 6,322 |
| | F | 38,814 | 10,243 | 12,200 | 21,572 | 2,910 | 8,402 | 1,793 | 5,774 | 5 | 5,435 |
| Busan | S.T | 662,449 | 229,299 | 241,623 | 336,772 | 67,482 | 161,550 | 24,030 | 68,998 | 57 | 107,726 |
| | M | 368,440 | 143,786 | 158,163 | 183,675 | 46,526 | 100,727 | 12,192 | 14,056 | 30 | 56,028 |
| | F | 294,009 | 85,513 | 83,460 | 153,097 | 20,956 | 60,823 | 11,838 | 54,942 | 27 | 51,698 |

XX aX X
 j aX X X
 kaX X zX X X X X X
 X X X X (List of Key English Terminology) XX (Number of actual examinees)
 XXXX X `Obesity managementaX `Blood pressure managementaX `Dyslipidemia managementa
 XXXX X `Liver function managementaX `Diabetes managementaX `Renal function managementa
 XXXX X `Anemia managementaX `Osteoporosis managementaX `Other disorder managementa

on General Health Screening by District and Gender <Cont'd>

XX a
(Unit : Person)

| Division | | X (Normal B) | | | | | | | | | |
|--------------|-----|--------------|--------|--------|--------|-------|--------|-------|-------|---|--------|
| | | | | | | | | | | | |
| Jung-gu | S.T | 9,204 | 3,305 | 3,532 | 4,570 | 912 | 2,252 | 381 | 1,085 | 1 | 1,542 |
| | M | 4,933 | 1,901 | 2,119 | 2,424 | 593 | 1,329 | 182 | 287 | - | 833 |
| | F | 4,271 | 1,404 | 1,413 | 2,146 | 319 | 923 | 199 | 798 | 1 | 709 |
| Seo-gu | S.T | 21,749 | 7,927 | 8,088 | 10,582 | 2,205 | 5,453 | 788 | 2,488 | 2 | 3,668 |
| | M | 11,529 | 4,535 | 4,966 | 5,628 | 1,505 | 3,266 | 376 | 558 | 2 | 1,760 |
| | F | 10,220 | 3,392 | 3,122 | 4,954 | 700 | 2,187 | 412 | 1,930 | - | 1,908 |
| Dong-gu | S.T | 18,324 | 6,911 | 6,663 | 7,986 | 1,710 | 4,321 | 1,138 | 2,347 | 2 | 2,725 |
| | M | 9,831 | 3,955 | 4,113 | 4,444 | 1,156 | 2,546 | 535 | 500 | 1 | 1,532 |
| | F | 8,493 | 2,956 | 2,550 | 3,542 | 554 | 1,775 | 603 | 1,847 | 1 | 1,193 |
| Yeongdo-gu | S.T | 26,479 | 10,325 | 8,526 | 13,925 | 3,329 | 6,266 | 1,133 | 2,517 | 2 | 3,429 |
| | M | 14,525 | 6,016 | 5,608 | 7,682 | 2,178 | 3,771 | 600 | 489 | 2 | 1,771 |
| | F | 11,954 | 4,309 | 2,918 | 6,243 | 1,151 | 2,495 | 533 | 2,028 | - | 1,658 |
| Busanjin-gu | S.T | 71,801 | 24,682 | 24,165 | 35,513 | 7,238 | 19,218 | 2,869 | 8,205 | 7 | 11,181 |
| | M | 39,024 | 15,080 | 15,750 | 19,125 | 4,903 | 11,532 | 1,388 | 1,643 | 5 | 5,695 |
| | F | 32,777 | 9,602 | 8,415 | 16,388 | 2,335 | 7,686 | 1,481 | 6,562 | 2 | 5,486 |
| Dongnae-gu | S.T | 52,136 | 17,209 | 18,106 | 26,157 | 5,047 | 12,638 | 2,249 | 4,714 | 7 | 10,949 |
| | M | 28,398 | 10,908 | 11,860 | 13,638 | 3,431 | 7,866 | 1,105 | 913 | 2 | 5,261 |
| | F | 23,738 | 6,301 | 6,246 | 12,519 | 1,616 | 4,772 | 1,144 | 3,801 | 5 | 5,688 |
| Nam-gu | S.T | 52,750 | 19,709 | 18,828 | 24,915 | 5,096 | 12,956 | 1,731 | 5,858 | 4 | 7,815 |
| | M | 29,405 | 12,365 | 12,216 | 13,973 | 3,536 | 8,103 | 936 | 1,169 | 3 | 4,107 |
| | F | 23,345 | 7,344 | 6,612 | 10,942 | 1,560 | 4,853 | 795 | 4,689 | 1 | 3,708 |
| Buk-gu | S.T | 58,505 | 19,788 | 20,916 | 31,456 | 5,722 | 13,566 | 2,068 | 5,492 | 5 | 9,792 |
| | M | 33,008 | 12,550 | 13,812 | 17,077 | 4,021 | 8,880 | 1,041 | 1,081 | 2 | 5,320 |
| | F | 25,497 | 7,238 | 7,104 | 14,379 | 1,701 | 4,686 | 1,027 | 4,411 | 3 | 4,472 |
| Haeundae-gu | S.T | 75,036 | 26,344 | 28,266 | 37,675 | 7,531 | 18,245 | 2,619 | 7,741 | 6 | 12,348 |
| | M | 41,767 | 17,269 | 18,519 | 20,470 | 5,260 | 11,373 | 1,396 | 1,447 | 2 | 6,167 |
| | F | 33,269 | 9,075 | 9,747 | 17,205 | 2,271 | 6,872 | 1,223 | 6,294 | 4 | 6,181 |
| Saha-gu | S.T | 69,338 | 23,863 | 27,870 | 36,679 | 7,527 | 16,716 | 1,997 | 7,234 | 4 | 10,209 |
| | M | 40,387 | 15,233 | 18,723 | 21,070 | 5,462 | 10,869 | 1,055 | 1,553 | 3 | 5,733 |
| | F | 28,951 | 8,630 | 9,147 | 15,609 | 2,065 | 5,847 | 942 | 5,681 | 1 | 4,476 |
| Geumjeong-gu | S.T | 48,381 | 15,706 | 19,215 | 24,642 | 4,798 | 12,007 | 1,833 | 4,643 | 3 | 8,640 |
| | M | 26,337 | 9,870 | 12,195 | 12,797 | 3,222 | 7,214 | 908 | 984 | 2 | 4,227 |
| | F | 22,044 | 5,836 | 7,020 | 11,845 | 1,576 | 4,793 | 925 | 3,659 | 1 | 4,413 |
| Gangseo-gu | S.T | 13,889 | 5,041 | 5,471 | 7,403 | 1,450 | 3,015 | 465 | 1,250 | 1 | 2,159 |
| | M | 8,743 | 3,385 | 3,898 | 4,618 | 1,070 | 2,071 | 262 | 297 | - | 1,338 |
| | F | 5,146 | 1,656 | 1,573 | 2,785 | 380 | 944 | 203 | 953 | 1 | 821 |
| Yeonje-gu | S.T | 39,940 | 13,032 | 14,158 | 20,698 | 4,035 | 9,275 | 1,432 | 4,250 | 3 | 7,006 |
| | M | 21,621 | 8,276 | 9,098 | 10,761 | 2,726 | 5,750 | 713 | 777 | 3 | 3,422 |
| | F | 18,319 | 4,756 | 5,060 | 9,937 | 1,309 | 3,525 | 719 | 3,473 | - | 3,584 |
| Suyeong-gu | S.T | 33,183 | 11,527 | 11,420 | 17,533 | 3,388 | 8,487 | 1,023 | 3,461 | - | 5,298 |
| | M | 17,614 | 7,160 | 7,275 | 9,044 | 2,184 | 5,132 | 494 | 705 | - | 2,690 |
| | F | 15,569 | 4,367 | 4,145 | 8,489 | 1,204 | 3,355 | 529 | 2,756 | - | 2,608 |
| Sasang-gu | S.T | 51,874 | 16,552 | 18,401 | 27,040 | 5,414 | 12,855 | 1,622 | 5,527 | 6 | 8,319 |
| | M | 29,454 | 10,418 | 12,373 | 15,083 | 3,812 | 8,245 | 821 | 1,151 | 2 | 4,649 |
| | F | 22,420 | 6,134 | 6,028 | 11,957 | 1,602 | 4,610 | 801 | 4,376 | 4 | 3,670 |

Note : 1) Based on Resident Registration Address

2) Includes examinees with overlapping diagnoses within each item

3) The number of actual examinees means total examinees who were diagnosed of Normal B,
and it is different from databases on table -4

Table I -7

Detailed Statistics on First Diagnoses of Normal B Status Based

| Division | | X (Normal B) | | | | | | | | | |
|--------------|-----|--------------|---------|---------|---------|--------|---------|--------|--------|-----|--------|
| | | | | | | | | | | | |
| Gijang-gun | S.T | 19,860 | 7,378 | 7,998 | 9,998 | 2,080 | 4,280 | 682 | 2,186 | 4 | 2,646 |
| | M | 11,864 | 4,865 | 5,638 | 5,841 | 1,467 | 2,780 | 380 | 502 | 1 | 1,523 |
| | F | 7,996 | 2,513 | 2,360 | 4,157 | 613 | 1,500 | 302 | 1,684 | 3 | 1,123 |
| Daegu | S.T | 440,764 | 142,342 | 181,251 | 218,788 | 45,669 | 92,595 | 12,823 | 50,366 | 244 | 53,837 |
| | M | 244,267 | 92,072 | 114,627 | 119,754 | 32,506 | 56,710 | 6,580 | 9,019 | 117 | 26,362 |
| | F | 196,497 | 50,270 | 66,624 | 99,034 | 13,163 | 35,885 | 6,243 | 41,347 | 127 | 27,475 |
| Jung-gu | S.T | 12,866 | 4,042 | 4,946 | 6,199 | 1,281 | 2,792 | 360 | 1,859 | 2 | 1,523 |
| | M | 6,553 | 2,396 | 2,924 | 3,160 | 847 | 1,559 | 177 | 346 | 2 | 745 |
| | F | 6,313 | 1,646 | 2,022 | 3,039 | 434 | 1,233 | 183 | 1,513 | - | 778 |
| Dong-gu | S.T | 58,863 | 18,910 | 24,649 | 27,699 | 5,966 | 12,766 | 1,711 | 6,190 | 3 | 4,739 |
| | M | 32,342 | 12,141 | 15,207 | 15,054 | 4,170 | 7,759 | 793 | 1,149 | 1 | 2,573 |
| | F | 26,521 | 6,769 | 9,442 | 12,645 | 1,796 | 5,007 | 918 | 5,041 | 2 | 2,166 |
| Seo-gu | S.T | 41,134 | 14,305 | 17,245 | 20,148 | 4,399 | 9,374 | 1,045 | 4,345 | 10 | 6,567 |
| | M | 21,611 | 7,978 | 10,225 | 10,410 | 2,851 | 5,359 | 551 | 827 | 4 | 3,084 |
| | F | 19,523 | 6,327 | 7,020 | 9,738 | 1,548 | 4,015 | 494 | 3,518 | 6 | 3,483 |
| Nam-gu | S.T | 27,545 | 8,009 | 11,213 | 14,612 | 2,820 | 5,824 | 724 | 3,260 | 17 | 2,986 |
| | M | 14,165 | 4,856 | 6,630 | 7,286 | 1,850 | 3,411 | 366 | 641 | 5 | 1,421 |
| | F | 13,380 | 3,153 | 4,583 | 7,326 | 970 | 2,413 | 358 | 2,619 | 12 | 1,565 |
| Buk-gu | S.T | 77,407 | 28,129 | 29,398 | 34,855 | 8,233 | 16,843 | 2,796 | 9,015 | 8 | 13,122 |
| | M | 43,395 | 18,063 | 19,401 | 19,490 | 5,971 | 10,292 | 1,216 | 1,460 | 3 | 6,130 |
| | F | 34,012 | 10,066 | 9,997 | 15,365 | 2,262 | 6,551 | 1,580 | 7,555 | 5 | 6,992 |
| Suseong-gu | S.T | 75,702 | 22,671 | 31,578 | 38,080 | 7,679 | 16,654 | 2,002 | 9,781 | 12 | 8,160 |
| | M | 41,608 | 15,606 | 19,605 | 20,530 | 5,524 | 10,092 | 1,073 | 1,630 | 8 | 4,159 |
| | F | 34,094 | 7,065 | 11,973 | 17,550 | 2,155 | 6,562 | 929 | 8,151 | 4 | 4,001 |
| Dalseo-gu | S.T | 111,100 | 33,879 | 47,319 | 58,952 | 11,392 | 21,216 | 3,154 | 11,671 | 166 | 12,666 |
| | M | 63,116 | 22,872 | 30,544 | 32,902 | 8,313 | 13,667 | 1,819 | 2,180 | 80 | 6,128 |
| | F | 47,984 | 11,007 | 16,775 | 26,050 | 3,079 | 7,549 | 1,335 | 9,491 | 86 | 6,538 |
| Dalseong-gun | S.T | 36,147 | 12,397 | 14,903 | 18,243 | 3,899 | 7,126 | 1,031 | 4,245 | 26 | 4,074 |
| | M | 21,477 | 8,160 | 10,091 | 10,922 | 2,980 | 4,571 | 585 | 786 | 14 | 2,122 |
| | F | 14,670 | 4,237 | 4,812 | 7,321 | 919 | 2,555 | 446 | 3,459 | 12 | 1,952 |
| Incheon | S.T | 503,809 | 184,235 | 222,579 | 243,113 | 54,236 | 126,122 | 19,002 | 40,536 | 341 | 62,867 |
| | M | 294,158 | 118,961 | 144,647 | 139,128 | 37,279 | 83,542 | 10,762 | 7,940 | 160 | 36,780 |
| | F | 209,651 | 65,274 | 77,932 | 103,985 | 16,957 | 42,580 | 8,240 | 32,596 | 181 | 26,087 |
| Jung-gu | S.T | 17,585 | 6,330 | 7,773 | 7,973 | 2,193 | 4,967 | 473 | 1,108 | 6 | 2,482 |
| | M | 10,643 | 4,212 | 5,329 | 4,725 | 1,409 | 3,248 | 309 | 268 | 2 | 1,393 |
| | F | 6,942 | 2,118 | 2,444 | 3,248 | 784 | 1,719 | 164 | 840 | 4 | 1,089 |
| Dong-gu | S.T | 14,917 | 5,491 | 6,332 | 7,034 | 1,608 | 4,341 | 487 | 910 | 2 | 2,243 |
| | M | 8,784 | 3,381 | 4,177 | 4,017 | 1,093 | 2,726 | 296 | 216 | - | 1,320 |
| | F | 6,133 | 2,110 | 2,155 | 3,017 | 515 | 1,615 | 191 | 694 | 2 | 923 |
| Nam-gu | S.T | 75,237 | 28,243 | 33,638 | 35,112 | 7,929 | 19,900 | 2,434 | 5,460 | 24 | 10,601 |
| | M | 42,469 | 17,207 | 20,732 | 19,311 | 5,333 | 12,508 | 1,422 | 1,163 | 18 | 5,909 |
| | F | 32,768 | 11,036 | 12,906 | 15,801 | 2,596 | 7,392 | 1,012 | 4,297 | 6 | 4,692 |
| Yeonsu-gu | S.T | 51,802 | 18,271 | 23,361 | 25,131 | 5,559 | 13,661 | 1,830 | 4,528 | 23 | 6,112 |
| | M | 31,010 | 12,665 | 15,284 | 14,875 | 3,997 | 9,245 | 1,140 | 791 | 18 | 3,715 |
| | F | 20,792 | 5,606 | 8,077 | 10,256 | 1,562 | 4,416 | 690 | 3,737 | 5 | 2,397 |

XX aX X

j aX X X

kaX X zX X X

X X X X (List of Key English Terminology) XX (Number of actual examinees)

XXXeX `Obesity managementaX `Blood pressure managementaX `Dyslipidemia managementa

XXXeX `Liver function managementaX `Diabetes managementaX `Renal function managementa

XXXeX `Anemia managementaX `Osteoporosis managementaX `Other disorder managementa

4 . O

on General Health Screening by District and Gender <Cont'd>

XX a
(Unit : Person)

| Division | | X (Normal B) | | | | | | | | | |
|-------------|-----|--------------|---------|---------|---------|--------|--------|-------|--------|-----|--------|
| | | | | | | | | | | | |
| Namdong-gu | S.T | 89,429 | 33,118 | 38,771 | 41,827 | 10,038 | 22,413 | 3,549 | 7,291 | 50 | 9,230 |
| | M | 53,623 | 21,872 | 26,049 | 25,019 | 6,971 | 15,010 | 1,954 | 1,422 | 35 | 5,896 |
| | F | 35,806 | 11,246 | 12,722 | 16,808 | 3,067 | 7,403 | 1,595 | 5,869 | 15 | 3,334 |
| Bupyeong-gu | S.T | 98,887 | 35,562 | 43,767 | 49,763 | 10,894 | 21,294 | 4,155 | 8,456 | 167 | 12,457 |
| | M | 56,347 | 22,565 | 27,647 | 27,819 | 7,452 | 14,505 | 2,214 | 1,560 | 54 | 6,962 |
| | F | 42,540 | 12,997 | 16,120 | 21,944 | 3,442 | 6,789 | 1,941 | 6,896 | 113 | 5,495 |
| Gyeong-gu | S.T | 60,129 | 21,218 | 27,478 | 30,868 | 6,399 | 13,793 | 2,317 | 4,797 | 42 | 6,224 |
| | M | 34,326 | 13,759 | 17,468 | 16,765 | 4,350 | 9,177 | 1,290 | 844 | 16 | 3,939 |
| | F | 25,803 | 7,459 | 10,010 | 14,103 | 2,049 | 4,616 | 1,027 | 3,953 | 26 | 2,285 |
| Seo-gu | S.T | 78,409 | 29,139 | 34,224 | 37,310 | 7,892 | 21,123 | 3,310 | 6,446 | 11 | 11,658 |
| | M | 47,380 | 19,368 | 23,522 | 22,319 | 5,584 | 14,355 | 1,887 | 1,298 | 8 | 6,568 |
| | F | 31,029 | 9,771 | 10,702 | 14,991 | 2,308 | 6,768 | 1,423 | 5,148 | 3 | 5,090 |
| Ganghwa-gun | S.T | 12,734 | 5,118 | 4,789 | 5,882 | 1,222 | 3,291 | 338 | 1,282 | 16 | 1,203 |
| | M | 6,698 | 2,821 | 2,800 | 3,006 | 730 | 1,935 | 180 | 307 | 9 | 709 |
| | F | 6,036 | 2,297 | 1,989 | 2,876 | 492 | 1,356 | 158 | 975 | 7 | 494 |
| Ongjin-gun | S.T | 4,680 | 1,745 | 2,446 | 2,213 | 502 | 1,339 | 109 | 258 | - | 657 |
| | M | 2,878 | 1,111 | 1,639 | 1,272 | 360 | 833 | 70 | 71 | - | 369 |
| | F | 1,802 | 634 | 807 | 941 | 142 | 506 | 39 | 187 | - | 288 |
| Gwangju | S.T | 244,244 | 86,749 | 81,532 | 125,602 | 23,768 | 63,125 | 4,563 | 25,717 | 390 | 30,429 |
| | M | 136,982 | 55,719 | 55,012 | 67,868 | 17,420 | 40,508 | 2,669 | 4,263 | 159 | 16,434 |
| | F | 107,262 | 31,030 | 26,520 | 57,734 | 6,348 | 22,617 | 1,894 | 21,454 | 231 | 13,995 |
| Dong-gu | S.T | 17,404 | 6,082 | 5,321 | 8,976 | 1,601 | 4,373 | 362 | 1,909 | 17 | 2,767 |
| | M | 8,979 | 3,542 | 3,236 | 4,480 | 1,070 | 2,578 | 186 | 402 | 11 | 1,409 |
| | F | 8,425 | 2,540 | 2,085 | 4,496 | 531 | 1,795 | 176 | 1,507 | 6 | 1,358 |
| Seo-gu | S.T | 51,104 | 18,552 | 16,730 | 25,776 | 5,076 | 12,865 | 1,052 | 5,049 | 18 | 6,883 |
| | M | 28,710 | 12,136 | 11,459 | 14,020 | 3,771 | 8,505 | 633 | 763 | 7 | 3,623 |
| | F | 22,394 | 6,416 | 5,271 | 11,756 | 1,305 | 4,360 | 419 | 4,286 | 11 | 3,260 |
| Nam-gu | S.T | 35,824 | 13,081 | 10,402 | 18,194 | 3,319 | 9,608 | 557 | 3,652 | 14 | 5,055 |
| | M | 18,765 | 7,796 | 6,633 | 9,134 | 2,357 | 5,856 | 312 | 630 | 10 | 2,444 |
| | F | 17,059 | 5,285 | 3,769 | 9,060 | 962 | 3,752 | 245 | 3,022 | 4 | 2,611 |
| Buk-gu | S.T | 74,025 | 25,194 | 24,772 | 38,874 | 6,967 | 19,914 | 1,365 | 8,838 | 307 | 8,216 |
| | M | 40,425 | 15,826 | 16,283 | 20,378 | 5,001 | 12,454 | 815 | 1,518 | 117 | 4,543 |
| | F | 33,600 | 9,368 | 8,489 | 18,496 | 1,966 | 7,460 | 550 | 7,320 | 190 | 3,673 |
| Gwangsan-gu | S.T | 65,887 | 23,840 | 24,307 | 33,782 | 6,805 | 16,365 | 1,227 | 6,269 | 34 | 7,508 |
| | M | 40,103 | 16,419 | 17,401 | 19,856 | 5,221 | 11,115 | 723 | 950 | 14 | 4,415 |
| | F | 25,784 | 7,421 | 6,906 | 13,926 | 1,584 | 5,250 | 504 | 5,319 | 20 | 3,093 |
| Daejeon | S.T | 288,981 | 102,479 | 116,635 | 145,612 | 31,175 | 72,657 | 6,887 | 27,665 | 28 | 41,037 |
| | M | 163,642 | 66,733 | 75,921 | 80,900 | 21,127 | 47,610 | 4,156 | 4,908 | 12 | 22,091 |
| | F | 125,339 | 35,746 | 40,714 | 64,712 | 10,048 | 25,047 | 2,731 | 22,757 | 16 | 18,946 |
| Dong-gu | S.T | 47,008 | 17,085 | 20,486 | 23,711 | 5,114 | 11,528 | 962 | 4,226 | 5 | 6,605 |
| | M | 25,707 | 10,394 | 12,492 | 12,610 | 3,251 | 7,231 | 579 | 872 | 1 | 3,561 |
| | F | 21,301 | 6,691 | 7,994 | 11,101 | 1,863 | 4,297 | 383 | 3,354 | 4 | 3,044 |
| Jung-gu | S.T | 50,264 | 17,456 | 19,942 | 24,766 | 5,658 | 12,613 | 1,204 | 5,307 | 5 | 8,074 |
| | M | 26,653 | 10,580 | 12,190 | 12,925 | 3,510 | 7,858 | 675 | 952 | 3 | 4,133 |
| | F | 23,611 | 6,876 | 7,752 | 11,841 | 2,148 | 4,755 | 529 | 4,355 | 2 | 3,941 |

Note : 1) Based on Resident Registration Address

2) Includes examinees with overlapping diagnoses within each item

3) The number of actual examinees means total examinees who were diagnosed of Normal B, and it is different from databases on table -4

Table I -7

Detailed Statistics on First Diagnoses of Normal B Status Based

| Division | | ㄹ (Normal B) | | | | | | | | | |
|-------------------------|-----|--------------|---------|---------|-----------|---------|---------|--------|---------|-----|---------|
| | | | | | | | | | | | |
| Seo-gu | S.T | 92,761 | 31,758 | 35,996 | 46,891 | 9,809 | 22,222 | 2,116 | 8,602 | 13 | 14,352 |
| | M | 51,536 | 20,656 | 23,195 | 25,544 | 6,702 | 14,753 | 1,255 | 1,329 | 7 | 7,383 |
| | F | 41,225 | 11,102 | 12,801 | 21,347 | 3,107 | 7,469 | 861 | 7,273 | 6 | 6,969 |
| Yuseong-gu | S.T | 57,971 | 20,491 | 22,515 | 30,330 | 6,207 | 14,666 | 1,634 | 5,565 | 3 | 6,720 |
| | M | 36,351 | 15,151 | 16,649 | 18,720 | 4,653 | 10,394 | 1,036 | 964 | - | 4,017 |
| | F | 21,620 | 5,340 | 5,866 | 11,610 | 1,554 | 4,272 | 598 | 4,601 | 3 | 2,703 |
| Daedeok-gu | S.T | 40,977 | 15,689 | 17,696 | 19,914 | 4,387 | 11,628 | 971 | 3,965 | 2 | 5,286 |
| | M | 23,395 | 9,952 | 11,395 | 11,101 | 3,011 | 7,374 | 611 | 791 | 1 | 2,997 |
| | F | 17,582 | 5,737 | 6,301 | 8,813 | 1,376 | 4,254 | 360 | 3,174 | 1 | 2,289 |
| Ulsan | S.T | 250,803 | 84,706 | 125,076 | 127,931 | 25,644 | 67,587 | 7,806 | 16,819 | 510 | 31,749 |
| | M | 170,098 | 61,939 | 96,837 | 86,201 | 20,016 | 48,031 | 5,010 | 3,705 | 247 | 20,695 |
| | F | 80,705 | 22,767 | 28,239 | 41,730 | 5,628 | 19,556 | 2,796 | 13,114 | 263 | 11,054 |
| Jung-gu | S.T | 47,926 | 16,348 | 21,746 | 24,251 | 4,972 | 13,336 | 1,037 | 3,124 | 316 | 6,555 |
| | M | 30,672 | 11,138 | 16,272 | 15,493 | 3,701 | 8,963 | 600 | 740 | 137 | 4,070 |
| | F | 17,254 | 5,210 | 5,474 | 8,758 | 1,271 | 4,373 | 437 | 2,384 | 179 | 2,485 |
| Nam-gu | S.T | 71,232 | 24,037 | 34,460 | 36,985 | 7,476 | 18,187 | 1,899 | 4,875 | 47 | 8,185 |
| | M | 47,200 | 17,840 | 26,200 | 24,191 | 5,744 | 12,386 | 1,077 | 1,007 | 29 | 5,130 |
| | F | 24,032 | 6,197 | 8,260 | 12,794 | 1,732 | 5,801 | 822 | 3,868 | 18 | 3,055 |
| Dong-gu | S.T | 46,988 | 15,740 | 26,903 | 22,927 | 4,295 | 13,132 | 3,232 | 2,939 | 21 | 6,654 |
| | M | 34,018 | 11,889 | 21,466 | 16,511 | 3,450 | 9,935 | 2,297 | 720 | 14 | 4,520 |
| | F | 12,970 | 3,851 | 5,437 | 6,416 | 845 | 3,197 | 935 | 2,219 | 7 | 2,134 |
| Buk-gu | S.T | 41,721 | 14,053 | 22,002 | 21,490 | 4,159 | 11,855 | 816 | 2,329 | 99 | 5,381 |
| | M | 30,430 | 10,798 | 18,099 | 15,664 | 3,456 | 9,454 | 568 | 466 | 49 | 3,958 |
| | F | 11,291 | 3,255 | 3,903 | 5,826 | 703 | 2,401 | 248 | 1,863 | 50 | 1,423 |
| Ulju-gun | S.T | 42,936 | 14,528 | 19,965 | 22,278 | 4,742 | 11,077 | 822 | 3,552 | 27 | 4,974 |
| | M | 27,778 | 10,274 | 14,800 | 14,342 | 3,665 | 7,293 | 468 | 772 | 18 | 3,017 |
| | F | 15,158 | 4,254 | 5,165 | 7,936 | 1,077 | 3,784 | 354 | 2,780 | 9 | 1,957 |
| Sejong | S.T | 20,589 | 8,005 | 8,265 | 9,866 | 1,995 | 4,639 | 516 | 1,694 | 1 | 2,400 |
| | M | 12,145 | 4,847 | 5,625 | 5,748 | 1,480 | 3,056 | 288 | 402 | 1 | 1,472 |
| | F | 8,444 | 3,158 | 2,640 | 4,118 | 515 | 1,583 | 228 | 1,292 | - | 928 |
| Gyeonggi | S.T | 2,098,206 | 768,041 | 883,078 | 1,073,718 | 215,553 | 486,835 | 65,611 | 164,003 | 751 | 282,102 |
| | M | 1,231,189 | 506,210 | 592,799 | 612,002 | 154,828 | 320,776 | 36,466 | 28,523 | 378 | 160,220 |
| | F | 867,017 | 261,831 | 290,279 | 461,716 | 60,725 | 166,059 | 29,145 | 135,480 | 373 | 121,882 |
| Suwon-si Jangan-gu | S.T | 49,759 | 19,248 | 19,990 | 24,543 | 5,034 | 11,849 | 1,258 | 3,324 | 2 | 9,334 |
| | M | 28,743 | 12,306 | 13,638 | 13,522 | 3,622 | 7,706 | 775 | 460 | 1 | 4,870 |
| | F | 21,016 | 6,942 | 6,352 | 11,021 | 1,412 | 4,143 | 483 | 2,864 | 1 | 4,464 |
| Suwon-si Gwonseon-gu | S.T | 53,610 | 20,190 | 22,089 | 27,261 | 5,453 | 12,470 | 1,380 | 3,531 | 26 | 7,787 |
| | M | 32,146 | 13,682 | 15,332 | 15,697 | 4,035 | 8,409 | 845 | 503 | 7 | 4,447 |
| | F | 21,464 | 6,508 | 6,757 | 11,564 | 1,418 | 4,061 | 535 | 3,028 | 19 | 3,340 |
| Suwon-si Paldal-gu | S.T | 36,403 | 14,312 | 14,599 | 18,421 | 3,613 | 8,125 | 1,189 | 2,360 | 9 | 6,299 |
| | M | 20,231 | 8,757 | 9,505 | 9,796 | 2,458 | 5,249 | 615 | 368 | 7 | 3,223 |
| | F | 16,172 | 5,555 | 5,094 | 8,625 | 1,155 | 2,876 | 574 | 1,992 | 2 | 3,076 |

XX aX X

j aX X X X

kaX X zX X X

X X X X (List of Key English Terminology) XX (Number of actual examinees)

XXX X `Obesity managementaX `Blood pressure managementaX `Dyslipidemia managementa

XXX X `Liver function managementaX `Diabetes managementaX `Renal function managementa

XXX X `Anemia managementaX `Osteoporosis managementaX `Other disorder managementa

4 . O

on General Health Screening by District and Gender <Cont'd>

XX a
(Unit : Person)

| Division | | X (Normal B) | | | | | | | | | |
|----------------|-----|--------------|--------|--------|--------|-------|--------|-------|-------|----|--------|
| | | | | | | | | | | | |
| Suwon-si | S.T | 49,166 | 17,846 | 20,543 | 24,740 | 5,630 | 11,348 | 1,443 | 2,740 | 8 | 6,093 |
| | M | 32,160 | 13,293 | 15,226 | 15,706 | 4,565 | 8,486 | 906 | 402 | 1 | 3,247 |
| | F | 17,006 | 4,553 | 5,317 | 9,034 | 1,065 | 2,862 | 537 | 2,338 | 7 | 2,846 |
| Yeongtong-gu | S.T | 40,466 | 13,956 | 16,351 | 21,138 | 4,109 | 9,967 | 1,399 | 4,125 | 18 | 5,467 |
| | M | 21,825 | 8,431 | 10,179 | 11,204 | 2,719 | 5,955 | 692 | 609 | 10 | 3,019 |
| | F | 18,641 | 5,525 | 6,172 | 9,934 | 1,390 | 4,012 | 707 | 3,516 | 8 | 2,448 |
| Seongnam-si | S.T | 45,580 | 15,833 | 18,578 | 25,853 | 4,362 | 11,121 | 1,999 | 3,442 | 21 | 8,908 |
| | M | 24,350 | 9,276 | 11,315 | 13,393 | 2,920 | 6,610 | 960 | 551 | 11 | 4,484 |
| | F | 21,230 | 6,557 | 7,263 | 12,460 | 1,442 | 4,511 | 1,039 | 2,891 | 10 | 4,424 |
| Jungwon-gu | S.T | 76,011 | 24,612 | 29,253 | 39,897 | 7,508 | 16,165 | 2,608 | 6,410 | 36 | 10,488 |
| | M | 44,443 | 17,876 | 20,130 | 23,065 | 5,534 | 10,978 | 1,362 | 1,001 | 18 | 5,464 |
| | F | 31,568 | 6,736 | 9,123 | 16,832 | 1,974 | 5,187 | 1,246 | 5,409 | 18 | 5,024 |
| Uijeongbu-si | S.T | 68,667 | 23,940 | 25,551 | 37,379 | 7,319 | 16,495 | 2,185 | 6,749 | 9 | 8,683 |
| | M | 38,067 | 15,335 | 16,352 | 20,095 | 5,047 | 10,399 | 1,243 | 1,102 | 4 | 4,870 |
| | F | 30,600 | 8,605 | 9,199 | 17,284 | 2,272 | 6,096 | 942 | 5,647 | 5 | 3,813 |
| Anyang-si | S.T | 44,969 | 16,560 | 18,247 | 20,460 | 4,536 | 9,605 | 1,444 | 3,969 | 1 | 7,712 |
| | M | 25,728 | 10,536 | 12,231 | 12,003 | 3,096 | 6,378 | 789 | 643 | 1 | 4,107 |
| | F | 19,241 | 6,024 | 6,016 | 8,457 | 1,440 | 3,227 | 655 | 3,326 | - | 3,605 |
| Manan-gu | S.T | 62,353 | 21,763 | 25,936 | 32,757 | 5,993 | 14,168 | 2,020 | 5,010 | 4 | 9,243 |
| | M | 35,836 | 14,882 | 17,155 | 18,398 | 4,431 | 9,315 | 1,056 | 715 | 4 | 4,968 |
| | F | 26,517 | 6,881 | 8,781 | 14,359 | 1,562 | 4,853 | 964 | 4,295 | - | 4,275 |
| Dongan-gu | S.T | 80,609 | 29,683 | 34,402 | 40,691 | 8,582 | 17,136 | 3,850 | 6,378 | 10 | 12,529 |
| | M | 44,384 | 18,689 | 21,619 | 21,710 | 5,780 | 11,220 | 1,928 | 957 | 7 | 5,935 |
| | F | 36,225 | 10,994 | 12,783 | 18,981 | 2,802 | 5,916 | 1,922 | 5,421 | 3 | 6,594 |
| Wonmi-gu | S.T | 41,193 | 15,385 | 16,830 | 20,991 | 4,364 | 9,271 | 1,426 | 3,532 | 5 | 6,501 |
| | M | 22,384 | 9,503 | 10,580 | 11,066 | 2,935 | 5,898 | 755 | 665 | 4 | 3,138 |
| | F | 18,809 | 5,882 | 6,250 | 9,925 | 1,429 | 3,373 | 671 | 2,867 | 1 | 3,363 |
| Sosa-gu | S.T | 32,991 | 13,382 | 13,702 | 15,440 | 4,097 | 7,458 | 1,289 | 2,658 | 6 | 5,098 |
| | M | 18,387 | 7,987 | 8,735 | 8,429 | 2,812 | 4,833 | 668 | 470 | 2 | 2,490 |
| | F | 14,604 | 5,395 | 4,967 | 7,011 | 1,285 | 2,625 | 621 | 2,188 | 4 | 2,608 |
| Ojeong-gu | S.T | 61,318 | 20,107 | 26,485 | 32,646 | 5,971 | 14,086 | 1,681 | 6,327 | 15 | 8,627 |
| | M | 34,797 | 13,428 | 17,167 | 18,079 | 4,298 | 9,138 | 939 | 1,173 | 9 | 4,631 |
| | F | 26,521 | 6,679 | 9,318 | 14,567 | 1,673 | 4,948 | 742 | 5,154 | 6 | 3,996 |
| Gwangmyeong-si | S.T | 84,618 | 31,820 | 28,621 | 45,484 | 8,499 | 18,898 | 2,137 | 6,706 | 6 | 8,766 |
| | M | 52,678 | 21,581 | 21,578 | 27,041 | 6,279 | 13,189 | 1,294 | 1,321 | 2 | 5,421 |
| | F | 31,940 | 10,239 | 7,043 | 18,443 | 2,220 | 5,709 | 843 | 5,385 | 4 | 3,345 |
| Pyeongtaek-si | S.T | 15,596 | 6,087 | 7,481 | 7,010 | 1,673 | 4,150 | 683 | 1,019 | 2 | 1,652 |
| | M | 8,906 | 3,665 | 4,467 | 4,022 | 1,187 | 2,554 | 355 | 181 | 2 | 908 |
| | F | 6,690 | 2,422 | 3,014 | 2,988 | 486 | 1,596 | 328 | 838 | - | 744 |
| Dongducheon-si | S.T | 62,174 | 24,083 | 29,674 | 30,864 | 6,209 | 14,139 | 1,398 | 5,358 | 5 | 7,104 |
| | M | 37,127 | 15,790 | 20,034 | 17,875 | 4,478 | 9,589 | 866 | 1,038 | 3 | 4,798 |
| | F | 25,047 | 8,293 | 9,640 | 12,989 | 1,731 | 4,550 | 532 | 4,320 | 2 | 2,306 |
| Sangrok-gu | S.T | | | | | | | | | | |
| | M | | | | | | | | | | |
| | F | | | | | | | | | | |

Note : 1) Based on Resident Registration Address

2) Includes examinees with overlapping diagnoses within each item

3) The number of actual examinees means total examinees who were diagnosed of Normal B, and it is different from databases on table -4

제 I - 7 표

Ü Ü

Table I - 7

Detailed Statistics on First Diagnoses of Normal B Status Based

| Division | | X (Normal B) | | | | | | | | | |
|--------------|-----|--------------|--------|--------|--------|-------|--------|-------|-------|-----|--------|
| | | | | | | | | | | | |
| Ansan-si | S.T | 71,318 | 26,094 | 36,987 | 35,815 | 7,236 | 15,231 | 1,826 | 5,585 | 3 | 8,894 |
| | M | 44,161 | 17,436 | 25,652 | 21,567 | 5,391 | 10,650 | 1,066 | 1,402 | 1 | 6,010 |
| | F | 27,157 | 8,658 | 11,335 | 14,248 | 1,845 | 4,581 | 760 | 4,183 | 2 | 2,884 |
| Danwon-gu | S.T | 62,402 | 21,496 | 26,681 | 30,713 | 6,893 | 14,343 | 2,033 | 5,225 | 6 | 7,560 |
| | M | 35,064 | 14,107 | 16,913 | 16,822 | 4,479 | 8,963 | 1,184 | 724 | 4 | 4,180 |
| | F | 27,338 | 7,389 | 9,768 | 13,891 | 2,414 | 5,380 | 849 | 4,501 | 2 | 3,380 |
| Goyang-si | S.T | 44,001 | 14,068 | 18,276 | 22,321 | 4,022 | 10,212 | 2,024 | 3,421 | 2 | 7,494 |
| | M | 24,133 | 9,610 | 11,448 | 11,883 | 2,889 | 6,448 | 971 | 446 | 2 | 3,748 |
| | F | 19,868 | 4,458 | 6,828 | 10,438 | 1,133 | 3,764 | 1,053 | 2,975 | - | 3,746 |
| Ilsandong-gu | S.T | 44,719 | 14,834 | 17,930 | 23,790 | 4,222 | 10,118 | 1,868 | 3,295 | 4 | 6,627 |
| | M | 25,365 | 10,247 | 11,550 | 12,981 | 3,135 | 6,726 | 947 | 470 | 3 | 3,549 |
| | F | 19,354 | 4,587 | 6,380 | 10,809 | 1,087 | 3,392 | 921 | 2,825 | 1 | 3,078 |
| Gwacheon-si | S.T | 12,173 | 3,740 | 4,669 | 6,868 | 1,120 | 2,816 | 417 | 973 | - | 1,597 |
| | M | 6,835 | 2,552 | 3,148 | 3,756 | 794 | 1,827 | 221 | 132 | - | 838 |
| | F | 5,338 | 1,188 | 1,521 | 3,112 | 326 | 989 | 196 | 841 | - | 759 |
| Guri-si | S.T | 31,467 | 12,515 | 12,532 | 15,426 | 3,292 | 8,370 | 753 | 2,572 | 5 | 3,816 |
| | M | 17,370 | 7,830 | 7,881 | 8,298 | 2,256 | 5,078 | 407 | 436 | 4 | 1,977 |
| | F | 14,097 | 4,685 | 4,651 | 7,128 | 1,036 | 3,292 | 346 | 2,136 | 1 | 1,839 |
| Namyangju-si | S.T | 91,475 | 35,189 | 37,522 | 48,926 | 9,638 | 22,594 | 2,340 | 8,040 | 126 | 10,119 |
| | M | 51,165 | 22,028 | 23,689 | 26,402 | 6,533 | 14,265 | 1,298 | 1,445 | 57 | 5,978 |
| | F | 40,310 | 13,161 | 13,833 | 22,524 | 3,105 | 8,329 | 1,042 | 6,595 | 69 | 4,141 |
| Osan-si | S.T | 35,642 | 12,921 | 14,879 | 17,453 | 3,856 | 9,782 | 633 | 3,080 | 7 | 3,852 |
| | M | 22,662 | 9,121 | 10,893 | 11,064 | 3,027 | 6,442 | 426 | 444 | 4 | 2,391 |
| | F | 12,980 | 3,800 | 3,986 | 6,389 | 829 | 3,340 | 207 | 2,636 | 3 | 1,461 |
| Siheung-si | S.T | 75,345 | 26,769 | 38,907 | 38,239 | 8,093 | 18,393 | 1,691 | 4,848 | 3 | 10,361 |
| | M | 47,682 | 18,653 | 27,480 | 23,267 | 6,002 | 12,734 | 1,022 | 1,000 | 2 | 7,220 |
| | F | 27,663 | 8,116 | 11,427 | 14,972 | 2,091 | 5,659 | 669 | 3,848 | 1 | 3,141 |
| Gunpo-si | S.T | 52,751 | 18,877 | 21,715 | 26,753 | 5,177 | 12,507 | 1,951 | 4,290 | 5 | 6,919 |
| | M | 31,065 | 12,801 | 14,900 | 15,393 | 3,805 | 8,239 | 1,144 | 652 | 4 | 4,113 |
| | F | 21,686 | 6,076 | 6,815 | 11,360 | 1,372 | 4,268 | 807 | 3,638 | 1 | 2,806 |
| Uiwang-si | S.T | 26,221 | 8,673 | 10,694 | 13,752 | 2,614 | 6,012 | 830 | 1,735 | 3 | 3,893 |
| | M | 15,165 | 5,900 | 7,152 | 7,631 | 1,872 | 3,973 | 444 | 294 | 3 | 2,304 |
| | F | 11,056 | 2,773 | 3,542 | 6,121 | 742 | 2,039 | 386 | 1,441 | - | 1,589 |
| Hanam-si | S.T | 24,725 | 9,989 | 9,131 | 12,375 | 2,523 | 5,338 | 770 | 2,048 | 4 | 4,468 |
| | M | 13,525 | 6,021 | 5,767 | 6,667 | 1,756 | 3,336 | 386 | 331 | 2 | 2,098 |
| | F | 11,200 | 3,968 | 3,364 | 5,708 | 767 | 2,002 | 384 | 1,717 | 2 | 2,370 |
| Yongin-si | S.T | 40,629 | 14,803 | 16,631 | 20,432 | 4,371 | 10,955 | 845 | 3,228 | 6 | 6,867 |
| | M | 23,379 | 9,336 | 10,876 | 11,532 | 3,033 | 6,928 | 460 | 585 | 4 | 3,906 |
| | F | 17,250 | 5,467 | 5,755 | 8,900 | 1,338 | 4,027 | 385 | 2,643 | 2 | 2,961 |
| Cheoin-gu | S.T | 58,593 | 21,424 | 24,586 | 30,719 | 6,268 | 12,518 | 1,524 | 4,279 | 9 | 7,134 |
| | M | 35,463 | 15,229 | 17,022 | 18,020 | 4,675 | 8,720 | 895 | 712 | 6 | 4,025 |
| | F | 23,130 | 6,195 | 7,564 | 12,699 | 1,593 | 3,798 | 629 | 3,567 | 3 | 3,109 |

XX aX

X

j aX X

X

X

kaX

X zX

X X

X X

(List of Key English Terminology) XX

(Number of actual examinees)

I eI a X

X

XXeX

`Obesity managementaX

`Blood pressure managementaX

`Dyslipidemia managementa

XXeX

`Liver function managementaX

`Diabetes managementaX

`Renal function managementa

XXeX

`Anemia managementaX

`Osteoporosis managementaX

`Other disorder managementa

4 . 0

on General Health Screening by District and Gender <Cont'd>

XX a
(Unit : Person)

| Division | | X (Normal B) | | | | | | | | | |
|----------------|-----|--------------|---------|---------|---------|--------|--------|--------|--------|----|--------|
| | | | | | | | | | | | |
| Yongin-si | S.T | 45,249 | 16,021 | 17,465 | 23,868 | 4,745 | 9,564 | 1,447 | 3,179 | 5 | 5,259 |
| | M | 27,613 | 11,815 | 12,328 | 14,048 | 3,594 | 6,837 | 814 | 563 | 1 | 3,031 |
| | F | 17,636 | 4,206 | 5,137 | 9,820 | 1,151 | 2,727 | 633 | 2,616 | 4 | 2,228 |
| Suji-gu | S.T | 71,553 | 25,652 | 32,471 | 36,050 | 7,610 | 16,841 | 2,654 | 5,320 | 35 | 8,118 |
| | M | 43,334 | 16,884 | 22,194 | 21,170 | 5,606 | 10,922 | 1,452 | 900 | 14 | 4,642 |
| | F | 28,219 | 8,768 | 10,277 | 14,880 | 2,004 | 5,919 | 1,202 | 4,420 | 21 | 3,476 |
| Paju-si | S.T | 40,486 | 14,663 | 17,621 | 21,917 | 3,661 | 8,853 | 946 | 3,951 | 10 | 4,431 |
| | M | 22,690 | 8,909 | 11,380 | 12,040 | 2,563 | 5,361 | 474 | 897 | 8 | 2,610 |
| | F | 17,796 | 5,754 | 6,241 | 9,877 | 1,098 | 3,492 | 472 | 3,054 | 2 | 1,821 |
| Icheon-si | S.T | 37,630 | 14,929 | 14,961 | 18,571 | 3,312 | 8,675 | 768 | 3,024 | 48 | 3,501 |
| | M | 21,990 | 9,520 | 9,785 | 10,415 | 2,376 | 5,683 | 478 | 549 | 28 | 2,138 |
| | F | 15,640 | 5,409 | 5,176 | 8,156 | 936 | 2,992 | 290 | 2,475 | 20 | 1,363 |
| Anseong-si | S.T | 48,388 | 18,355 | 22,989 | 24,067 | 4,732 | 12,473 | 2,000 | 3,116 | 35 | 6,347 |
| | M | 29,096 | 12,142 | 15,210 | 13,832 | 3,328 | 8,261 | 1,117 | 723 | 18 | 4,039 |
| | F | 19,292 | 6,213 | 7,779 | 10,235 | 1,404 | 4,212 | 883 | 2,393 | 17 | 2,308 |
| Gimpo-si | S.T | 109,368 | 41,120 | 50,109 | 54,814 | 11,795 | 23,804 | 2,758 | 6,969 | 13 | 13,744 |
| | M | 72,951 | 29,841 | 37,535 | 35,201 | 9,348 | 17,473 | 1,831 | 1,195 | 6 | 8,550 |
| | F | 36,417 | 11,279 | 12,574 | 19,613 | 2,447 | 6,331 | 927 | 5,774 | 7 | 5,194 |
| Hwaseong-si | S.T | 47,042 | 17,741 | 19,904 | 24,646 | 5,135 | 9,256 | 1,903 | 3,582 | 24 | 6,617 |
| | M | 27,344 | 11,081 | 12,920 | 14,133 | 3,495 | 6,125 | 969 | 725 | 20 | 3,957 |
| | F | 19,698 | 6,660 | 6,984 | 10,513 | 1,640 | 3,131 | 934 | 2,857 | 4 | 2,660 |
| Gwangju-si | S.T | 34,804 | 14,295 | 13,069 | 17,813 | 3,613 | 8,498 | 1,650 | 2,324 | 10 | 3,971 |
| | M | 21,440 | 9,261 | 9,357 | 10,811 | 2,703 | 5,723 | 970 | 449 | 7 | 2,514 |
| | F | 13,364 | 5,034 | 3,712 | 7,002 | 910 | 2,775 | 680 | 1,875 | 3 | 1,457 |
| Yangju-si | S.T | 30,774 | 12,243 | 12,402 | 15,051 | 3,318 | 8,821 | 914 | 1,928 | 45 | 3,166 |
| | M | 18,535 | 7,662 | 8,310 | 8,960 | 2,377 | 5,444 | 520 | 424 | 19 | 2,117 |
| | F | 12,239 | 4,581 | 4,092 | 6,091 | 941 | 3,377 | 394 | 1,504 | 26 | 1,049 |
| Pocheon-si | S.T | 20,069 | 8,033 | 8,470 | 9,864 | 1,866 | 4,753 | 661 | 1,715 | 50 | 2,209 |
| | M | 11,088 | 4,578 | 5,346 | 5,306 | 1,258 | 2,904 | 361 | 312 | 23 | 1,311 |
| | F | 8,981 | 3,455 | 3,124 | 4,558 | 608 | 1,849 | 300 | 1,403 | 27 | 898 |
| Yeoju-gun | S.T | 8,965 | 3,889 | 4,039 | 4,533 | 839 | 2,620 | 245 | 594 | 24 | 1,873 |
| | M | 5,244 | 2,399 | 2,589 | 2,598 | 609 | 1,605 | 144 | 128 | 10 | 1,168 |
| | F | 3,721 | 1,490 | 1,450 | 1,935 | 230 | 1,015 | 101 | 466 | 14 | 705 |
| Yeoncheon-gun | S.T | 10,285 | 4,645 | 3,897 | 4,899 | 1,018 | 2,098 | 242 | 764 | 69 | 909 |
| | M | 5,694 | 2,665 | 2,446 | 2,682 | 673 | 1,333 | 143 | 172 | 30 | 548 |
| | F | 4,591 | 1,980 | 1,451 | 2,217 | 345 | 765 | 99 | 592 | 39 | 361 |
| Gapyeong-gun | S.T | 16,649 | 6,256 | 6,209 | 8,468 | 1,632 | 4,939 | 529 | 1,280 | 17 | 2,065 |
| | M | 8,944 | 3,565 | 3,785 | 4,422 | 1,055 | 2,870 | 274 | 254 | 5 | 1,238 |
| | F | 7,705 | 2,691 | 2,424 | 4,046 | 577 | 2,069 | 255 | 1,026 | 12 | 827 |
| Yangpyeong-gun | S.T | 284,998 | 115,062 | 108,305 | 137,512 | 28,972 | 64,376 | 10,543 | 24,211 | 26 | 34,505 |
| | M | 161,614 | 70,511 | 70,975 | 76,405 | 19,910 | 40,839 | 4,988 | 4,533 | 17 | 19,028 |
| | F | 123,384 | 44,551 | 37,330 | 61,107 | 9,062 | 23,537 | 5,555 | 19,678 | 9 | 15,477 |
| Gangwon | | | | | | | | | | | |

Note : 1) Based on Resident Registration Address

2) Includes examinees with overlapping diagnoses within each item

3) The number of actual examinees means total examinees who were diagnosed of Normal B, and it is different from databases on table -4

Table I-7

$$\ddot{U} \quad \ddot{U}$$

Detailed Statistics on First Diagnoses of Normal B Status Based

| Division | | ㄹ (Normal B) | | | | | | | | | |
|-----------------|-----|--------------|--------|--------|--------|-------|--------|-------|-------|---|-------|
| | | | | | | | | | | | |
| Chuncheon-si | S.T | 47,270 | 21,465 | 15,146 | 21,941 | 4,548 | 9,490 | 1,778 | 3,057 | 6 | 6,952 |
| | M | 26,073 | 13,124 | 9,655 | 11,728 | 3,065 | 5,900 | 746 | 597 | 4 | 3,382 |
| | F | 21,197 | 8,341 | 5,491 | 10,213 | 1,483 | 3,590 | 1,032 | 2,460 | 2 | 3,570 |
| Wonju-si | S.T | 53,946 | 17,101 | 21,319 | 26,529 | 5,191 | 11,699 | 1,579 | 6,001 | 4 | 5,511 |
| | M | 30,441 | 10,865 | 13,937 | 14,608 | 3,641 | 7,668 | 843 | 934 | 3 | 3,245 |
| | F | 23,505 | 6,236 | 7,382 | 11,921 | 1,550 | 4,031 | 736 | 5,067 | 1 | 2,266 |
| Gangneung-si | S.T | 41,565 | 16,521 | 15,556 | 19,492 | 4,741 | 10,639 | 1,731 | 5,321 | 4 | 4,257 |
| | M | 22,183 | 9,668 | 9,346 | 9,959 | 3,148 | 6,469 | 899 | 1,091 | 2 | 2,204 |
| | F | 19,382 | 6,853 | 6,210 | 9,533 | 1,593 | 4,170 | 832 | 4,230 | 2 | 2,053 |
| Donghae-si | S.T | 19,270 | 7,965 | 8,274 | 10,050 | 2,109 | 6,033 | 368 | 1,566 | 1 | 2,059 |
| | M | 11,768 | 5,263 | 5,782 | 6,106 | 1,570 | 4,138 | 238 | 352 | 1 | 989 |
| | F | 7,502 | 2,702 | 2,492 | 3,944 | 539 | 1,895 | 130 | 1,214 | - | 1,070 |
| Taebaek-si | S.T | 10,866 | 4,377 | 4,798 | 5,891 | 1,123 | 2,414 | 80 | 365 | - | 2,000 |
| | M | 6,390 | 2,665 | 3,230 | 3,288 | 792 | 1,622 | 49 | 79 | - | 1,010 |
| | F | 4,476 | 1,712 | 1,568 | 2,603 | 331 | 792 | 31 | 286 | - | 990 |
| Sokcho-si | S.T | 13,151 | 5,524 | 4,617 | 5,978 | 1,171 | 3,373 | 404 | 1,218 | - | 822 |
| | M | 7,328 | 3,506 | 3,011 | 3,202 | 835 | 2,172 | 220 | 227 | - | 430 |
| | F | 5,823 | 2,018 | 1,606 | 2,776 | 336 | 1,201 | 184 | 991 | - | 392 |
| Samcheok-si | S.T | 15,279 | 6,716 | 6,310 | 6,967 | 1,391 | 3,694 | 1,158 | 1,074 | 6 | 1,041 |
| | M | 8,897 | 4,083 | 4,231 | 3,949 | 979 | 2,367 | 505 | 265 | 5 | 565 |
| | F | 6,382 | 2,633 | 2,079 | 3,018 | 412 | 1,327 | 653 | 809 | 1 | 476 |
| Hongcheon-gun | S.T | 12,025 | 4,864 | 4,330 | 5,472 | 1,167 | 2,556 | 225 | 1,220 | 1 | 1,427 |
| | M | 6,481 | 2,751 | 2,740 | 3,001 | 786 | 1,509 | 108 | 210 | 1 | 864 |
| | F | 5,544 | 2,113 | 1,590 | 2,471 | 381 | 1,047 | 117 | 1,010 | - | 563 |
| Hoengseong-gun | S.T | 7,889 | 2,954 | 2,998 | 3,598 | 826 | 1,345 | 257 | 668 | 1 | 1,143 |
| | M | 4,249 | 1,580 | 1,841 | 1,917 | 575 | 819 | 121 | 113 | 1 | 585 |
| | F | 3,640 | 1,374 | 1,157 | 1,681 | 251 | 526 | 136 | 555 | - | 558 |
| Yeongwol-gun | S.T | 7,394 | 3,138 | 2,584 | 3,672 | 713 | 1,271 | 177 | 463 | - | 881 |
| | M | 4,063 | 1,741 | 1,624 | 2,054 | 484 | 829 | 83 | 80 | - | 517 |
| | F | 3,331 | 1,397 | 960 | 1,618 | 229 | 442 | 94 | 383 | - | 364 |
| Pyeongchang-gun | S.T | 7,790 | 3,184 | 2,624 | 3,721 | 818 | 1,857 | 411 | 504 | - | 922 |
| | M | 4,148 | 1,792 | 1,590 | 1,906 | 518 | 1,093 | 162 | 74 | - | 527 |
| | F | 3,642 | 1,392 | 1,034 | 1,815 | 300 | 764 | 249 | 430 | - | 395 |
| Jeongseon-gun | S.T | 8,879 | 3,615 | 3,345 | 4,439 | 945 | 2,077 | 297 | 529 | 1 | 1,688 |
| | M | 4,923 | 2,099 | 2,162 | 2,357 | 617 | 1,299 | 127 | 113 | - | 870 |
| | F | 3,956 | 1,516 | 1,183 | 2,082 | 328 | 778 | 170 | 416 | 1 | 818 |
| Cheorwon-gun | S.T | 9,616 | 4,606 | 4,169 | 4,302 | 1,193 | 1,657 | 597 | 472 | - | 930 |
| | M | 5,750 | 2,881 | 2,765 | 2,526 | 708 | 995 | 289 | 83 | - | 629 |
| | F | 3,866 | 1,725 | 1,404 | 1,776 | 485 | 662 | 308 | 389 | - | 301 |
| Hwacheon-gun | S.T | 5,911 | 2,836 | 2,616 | 2,991 | 641 | 869 | 145 | 226 | - | 1,133 |
| | M | 4,255 | 2,074 | 2,152 | 2,269 | 477 | 597 | 77 | 56 | - | 881 |
| | F | 1,656 | 762 | 464 | 722 | 164 | 272 | 68 | 170 | - | 252 |

| | | | | | | | | | | | |
|--------|-----------------------------|-----------------------------------|---|---|-----------------------------|---|----|------------------------------|-----------------------------|--|--|
| XXaX | X | | | | | | | | | | |
| j aX X | X | X | | | | | | | | | |
| kaX | X | zX | X | X | X | X | dX | Iela X X | | | |
| X X X | X | (List of Key English Terminology) | | | | | XX | (Number of actual examinees) | | | |
| XXXeX | Obesity managementaX | | | | Blood pressure managementaX | | | | Dyslipidemia managementaX | | |
| XXXeX | Liver function managementaX | | | | Diabetes managementaX | | | | Renal function managementaX | | |
| XXXeX | Anemia managementaX | | | | Osteoporosis managementaX | | | | Other disorder managementaX | | |

4 . O

on General Health Screening by District and Gender <Cont'd>

XX a
(Unit : Person)

| Division | | X (Normal B) | | | | | | | | | |
|-----------------------------|-----|----------------|----------------|----------------|----------------|---------------|---------------|--------------|---------------|-----------|---------------|
| | | | | | | | | | | | |
| Yanggu-gun | S.T | 4,660 | 1,986 | 2,162 | 2,505 | 439 | 741 | 224 | 183 | - | 902 |
| | M | 3,210 | 1,397 | 1,729 | 1,737 | 327 | 521 | 92 | 29 | - | 695 |
| | F | 1,450 | 589 | 433 | 768 | 112 | 220 | 132 | 154 | - | 207 |
| Inje-gun | S.T | 6,800 | 2,980 | 2,837 | 3,541 | 656 | 1,558 | 422 | 264 | - | 1,054 |
| | M | 4,392 | 1,964 | 2,153 | 2,285 | 513 | 1,012 | 179 | 47 | - | 763 |
| | F | 2,408 | 1,016 | 684 | 1,256 | 143 | 546 | 243 | 217 | - | 291 |
| Goseong-gun | S.T | 6,640 | 2,728 | 2,517 | 3,291 | 685 | 1,671 | 369 | 510 | 1 | 957 |
| | M | 3,857 | 1,646 | 1,765 | 1,926 | 464 | 1,019 | 131 | 86 | - | 481 |
| | F | 2,783 | 1,082 | 752 | 1,365 | 221 | 652 | 238 | 424 | 1 | 476 |
| Yangyang-gun | S.T | 6,047 | 2,502 | 2,103 | 3,132 | 615 | 1,432 | 321 | 570 | 1 | 826 |
| | M | 3,206 | 1,412 | 1,262 | 1,587 | 411 | 810 | 119 | 97 | - | 391 |
| | F | 2,841 | 1,090 | 841 | 1,545 | 204 | 622 | 202 | 473 | 1 | 435 |
| Chungbuk | S.T | 323,171 | 118,864 | 131,702 | 166,310 | 32,659 | 71,173 | 7,927 | 25,054 | 25 | 41,767 |
| | M | 182,705 | 72,320 | 85,106 | 92,159 | 22,883 | 42,970 | 4,755 | 4,551 | 19 | 22,776 |
| | F | 140,466 | 46,544 | 46,596 | 74,151 | 9,776 | 28,203 | 3,172 | 20,503 | 6 | 18,991 |
| Cheongju-si Sangdang-gu | S.T | 46,517 | 16,782 | 17,968 | 23,993 | 4,630 | 10,538 | 1,503 | 3,633 | 2 | 6,329 |
| | M | 25,368 | 10,289 | 11,347 | 12,604 | 3,183 | 6,212 | 900 | 607 | 2 | 3,090 |
| | F | 21,149 | 6,493 | 6,621 | 11,389 | 1,447 | 4,326 | 603 | 3,026 | - | 3,239 |
| Cheongju-si Heungdeok-gu | S.T | 83,792 | 29,770 | 34,050 | 43,052 | 8,179 | 18,061 | 2,075 | 6,526 | 3 | 8,814 |
| | M | 47,807 | 19,288 | 22,409 | 24,024 | 5,872 | 10,970 | 1,280 | 1,002 | 3 | 4,508 |
| | F | 35,985 | 10,482 | 11,641 | 19,028 | 2,307 | 7,091 | 795 | 5,524 | - | 4,306 |
| Chungju-si | S.T | 40,929 | 15,246 | 16,682 | 21,020 | 4,328 | 8,313 | 1,131 | 3,396 | 5 | 4,982 |
| | M | 22,613 | 8,939 | 10,605 | 11,419 | 2,951 | 5,014 | 565 | 611 | 4 | 2,971 |
| | F | 18,316 | 6,307 | 6,077 | 9,601 | 1,377 | 3,299 | 566 | 2,785 | 1 | 2,011 |
| Jecheon-si | S.T | 29,073 | 11,093 | 12,987 | 15,620 | 3,048 | 6,739 | 489 | 1,815 | 3 | 5,424 |
| | M | 16,269 | 6,442 | 8,144 | 8,664 | 2,085 | 4,243 | 300 | 300 | 3 | 2,999 |
| | F | 12,804 | 4,651 | 4,843 | 6,956 | 963 | 2,496 | 189 | 1,515 | - | 2,425 |
| Cheongwon-gun | S.T | 33,579 | 12,687 | 14,316 | 17,466 | 3,352 | 7,163 | 868 | 2,303 | - | 4,641 |
| | M | 20,363 | 8,110 | 9,949 | 10,451 | 2,507 | 4,411 | 571 | 453 | - | 2,482 |
| | F | 13,216 | 4,577 | 4,367 | 7,015 | 845 | 2,752 | 297 | 1,850 | - | 2,159 |
| Boeun-gun | S.T | 7,115 | 2,437 | 2,568 | 3,433 | 697 | 2,176 | 156 | 496 | 1 | 1,056 |
| | M | 3,627 | 1,290 | 1,411 | 1,653 | 458 | 1,168 | 105 | 113 | - | 566 |
| | F | 3,488 | 1,147 | 1,157 | 1,780 | 239 | 1,008 | 51 | 383 | 1 | 490 |
| Okcheon-gun | S.T | 11,776 | 4,074 | 4,523 | 6,111 | 1,323 | 3,140 | 164 | 1,133 | 1 | 1,774 |
| | M | 6,291 | 2,246 | 2,813 | 3,118 | 840 | 1,814 | 98 | 275 | - | 1,003 |
| | F | 5,485 | 1,828 | 1,710 | 2,993 | 483 | 1,326 | 66 | 858 | 1 | 771 |
| Yeongdong-gun | S.T | 10,949 | 3,982 | 4,074 | 5,792 | 1,155 | 3,131 | 254 | 1,272 | 5 | 1,560 |
| | M | 5,774 | 2,157 | 2,483 | 3,086 | 737 | 1,805 | 155 | 256 | 4 | 900 |
| | F | 5,175 | 1,825 | 1,591 | 2,706 | 418 | 1,326 | 99 | 1,016 | 1 | 660 |
| Jeungpyeong-gun | S.T | 7,393 | 2,952 | 2,815 | 3,767 | 775 | 1,504 | 162 | 567 | - | 771 |
| | M | 4,312 | 1,803 | 1,797 | 2,157 | 548 | 946 | 107 | 107 | - | 419 |
| | F | 3,081 | 1,149 | 1,018 | 1,610 | 227 | 558 | 55 | 460 | - | 352 |

Note : 1) Based on Resident Registration Address

2) Includes examinees with overlapping diagnoses within each item

3) The number of actual examinees means total examinees who were diagnosed of Normal B, and it is different from databases on table -4

Table I - 7 Detailed Statistics on First Diagnoses of Normal B Status Based

| Division | | X (Normal B) | | | | | | | | | |
|--------------------------|-----|--------------|---------|---------|---------|--------|---------|--------|--------|----|--------|
| | | | | | | | | | | | |
| Jincheon-gun | S.T | 15,222 | 5,560 | 5,893 | 7,942 | 1,480 | 2,979 | 347 | 1,029 | - | 1,780 |
| | M | 9,153 | 3,446 | 3,973 | 4,679 | 1,094 | 1,859 | 203 | 206 | - | 1,092 |
| | F | 6,069 | 2,114 | 1,920 | 3,263 | 386 | 1,120 | 144 | 823 | - | 688 |
| Goesan-gun | S.T | 7,778 | 2,978 | 2,933 | 3,514 | 734 | 1,640 | 207 | 806 | 1 | 900 |
| | M | 4,156 | 1,576 | 1,778 | 1,836 | 505 | 972 | 124 | 190 | 1 | 464 |
| | F | 3,622 | 1,402 | 1,155 | 1,678 | 229 | 668 | 83 | 616 | - | 436 |
| Eumseong-gun | S.T | 22,412 | 8,684 | 10,000 | 11,123 | 2,229 | 4,290 | 414 | 1,564 | 4 | 2,871 |
| | M | 13,301 | 5,242 | 6,573 | 6,575 | 1,630 | 2,648 | 259 | 311 | 2 | 1,793 |
| | F | 9,111 | 3,442 | 3,427 | 4,548 | 599 | 1,642 | 155 | 1,253 | 2 | 1,078 |
| Danyang-gun | S.T | 6,636 | 2,619 | 2,893 | 3,477 | 729 | 1,499 | 157 | 514 | - | 865 |
| | M | 3,671 | 1,492 | 1,824 | 1,893 | 473 | 908 | 88 | 120 | - | 489 |
| | F | 2,965 | 1,127 | 1,069 | 1,584 | 256 | 591 | 69 | 394 | - | 376 |
| Chungnam | S.T | 397,882 | 139,770 | 165,369 | 204,907 | 38,295 | 100,512 | 10,131 | 34,044 | 67 | 47,074 |
| | M | 235,158 | 88,578 | 111,551 | 119,449 | 27,503 | 64,076 | 6,341 | 7,124 | 35 | 27,886 |
| | F | 162,724 | 51,192 | 53,818 | 85,458 | 10,792 | 36,436 | 3,790 | 26,920 | 32 | 19,188 |
| Cheonan-si Dongnam-gu | S.T | 45,958 | 15,941 | 19,860 | 24,587 | 4,286 | 10,462 | 1,166 | 3,550 | 2 | 4,742 |
| | M | 27,172 | 10,370 | 13,204 | 14,342 | 3,080 | 6,977 | 728 | 666 | 1 | 2,988 |
| | F | 18,786 | 5,571 | 6,656 | 10,245 | 1,206 | 3,485 | 438 | 2,884 | 1 | 1,754 |
| Cheonan-si Seobuk-gu | S.T | 64,779 | 22,550 | 28,089 | 34,625 | 6,321 | 14,402 | 2,010 | 4,526 | 6 | 6,837 |
| | M | 40,899 | 15,770 | 19,906 | 21,512 | 4,919 | 10,185 | 1,332 | 709 | 6 | 4,312 |
| | F | 23,880 | 6,780 | 8,183 | 13,113 | 1,402 | 4,217 | 678 | 3,817 | - | 2,525 |
| Gongju-si | S.T | 23,632 | 8,063 | 10,046 | 11,711 | 2,265 | 7,168 | 353 | 2,368 | 3 | 2,542 |
| | M | 12,876 | 4,769 | 5,954 | 6,115 | 1,533 | 4,023 | 237 | 537 | 1 | 1,472 |
| | F | 10,756 | 3,294 | 4,092 | 5,596 | 732 | 3,145 | 116 | 1,831 | 2 | 1,070 |
| Boryeong-si | S.T | 20,332 | 7,526 | 7,984 | 9,990 | 1,927 | 4,946 | 464 | 1,809 | 3 | 3,824 |
| | M | 11,017 | 4,207 | 5,144 | 5,350 | 1,306 | 2,928 | 247 | 376 | 2 | 1,942 |
| | F | 9,315 | 3,319 | 2,840 | 4,640 | 621 | 2,018 | 217 | 1,433 | 1 | 1,882 |
| Asan-si | S.T | 59,182 | 20,084 | 25,054 | 31,438 | 5,938 | 15,011 | 1,642 | 4,348 | 4 | 5,398 |
| | M | 37,835 | 13,890 | 18,117 | 19,876 | 4,566 | 10,081 | 1,167 | 770 | 4 | 3,515 |
| | F | 21,347 | 6,194 | 6,937 | 11,562 | 1,372 | 4,930 | 475 | 3,578 | - | 1,883 |
| Seosan-si | S.T | 33,041 | 11,341 | 15,000 | 17,895 | 3,276 | 9,511 | 723 | 2,138 | 5 | 3,497 |
| | M | 20,559 | 7,690 | 10,544 | 10,661 | 2,343 | 6,226 | 455 | 414 | 4 | 2,113 |
| | F | 12,482 | 3,651 | 4,456 | 7,234 | 933 | 3,285 | 268 | 1,724 | 1 | 1,384 |
| Nonsan-si | S.T | 24,771 | 9,818 | 9,611 | 12,849 | 2,550 | 5,660 | 953 | 2,209 | - | 3,439 |
| | M | 13,547 | 5,468 | 5,989 | 6,952 | 1,694 | 3,437 | 543 | 511 | - | 1,995 |
| | F | 11,224 | 4,350 | 3,622 | 5,897 | 856 | 2,223 | 410 | 1,698 | - | 1,444 |
| Gyeryong-si | S.T | 8,818 | 3,336 | 3,834 | 4,554 | 890 | 2,276 | 232 | 692 | 1 | 880 |
| | M | 5,811 | 2,548 | 3,019 | 2,988 | 682 | 1,589 | 156 | 162 | - | 598 |
| | F | 3,007 | 788 | 815 | 1,566 | 208 | 687 | 76 | 530 | 1 | 282 |
| Dangjin-si | S.T | 29,485 | 10,529 | 13,288 | 14,543 | 2,708 | 7,277 | 567 | 1,985 | 1 | 3,179 |
| | M | 19,569 | 7,139 | 10,168 | 9,849 | 2,083 | 4,893 | 346 | 495 | 1 | 2,212 |
| | F | 9,916 | 3,390 | 3,120 | 4,694 | 625 | 2,384 | 221 | 1,490 | - | 967 |

XX aX X
j aX X X X
kaX X zX X X X X X X X X
X X X X (List of Key English Terminology) XX (Number of actual examinees)
XXXeX `Obesity managementaX `Blood pressure managementaX `Dyslipidemia managementa
XXXeX `Liver function managementaX `Diabetes managementaX `Renal function managementa
XXXeX `Anemia managementaX `Osteoporosis managementaX `Other disorder managementa

4 . O

on General Health Screening by District and Gender <Cont'd>

XX a
(Unit : Person)

| Division | | X (Normal B) | | | | | | | | | |
|-------------------------|-----|----------------|----------------|----------------|----------------|---------------|---------------|--------------|---------------|------------|---------------|
| | | | | | | | | | | | |
| Geumsan-gun | S.T | 10,897 | 4,356 | 3,958 | 4,736 | 1,107 | 2,509 | 177 | 1,492 | 1 | 1,413 |
| | M | 5,930 | 2,488 | 2,551 | 2,514 | 710 | 1,521 | 120 | 421 | 1 | 792 |
| | F | 4,967 | 1,868 | 1,407 | 2,222 | 397 | 988 | 57 | 1,071 | - | 621 |
| Buyeo-gun | S.T | 14,322 | 5,354 | 4,665 | 6,157 | 1,339 | 3,847 | 364 | 2,312 | - | 1,955 |
| | M | 7,101 | 2,723 | 2,674 | 2,959 | 871 | 2,054 | 187 | 507 | - | 1,026 |
| | F | 7,221 | 2,631 | 1,991 | 3,198 | 468 | 1,793 | 177 | 1,805 | - | 929 |
| Seocheon-gun | S.T | 12,644 | 4,406 | 4,467 | 5,421 | 1,145 | 2,427 | 158 | 2,467 | 1 | 2,977 |
| | M | 6,438 | 2,304 | 2,699 | 2,824 | 757 | 1,425 | 78 | 540 | - | 1,356 |
| | F | 6,206 | 2,102 | 1,768 | 2,597 | 388 | 1,002 | 80 | 1,927 | 1 | 1,621 |
| Cheongyang-gun | S.T | 5,910 | 2,210 | 2,142 | 3,085 | 574 | 1,822 | 118 | 523 | 1 | 773 |
| | M | 3,021 | 1,099 | 1,208 | 1,528 | 372 | 997 | 62 | 149 | - | 461 |
| | F | 2,889 | 1,111 | 934 | 1,557 | 202 | 825 | 56 | 374 | 1 | 312 |
| Hongseong-gun | S.T | 16,193 | 4,785 | 6,186 | 8,695 | 1,543 | 5,457 | 472 | 1,409 | 32 | 1,952 |
| | M | 8,549 | 2,791 | 3,742 | 4,420 | 1,027 | 3,132 | 269 | 325 | 10 | 1,110 |
| | F | 7,644 | 1,994 | 2,444 | 4,275 | 516 | 2,325 | 203 | 1,084 | 22 | 842 |
| Yesan-gun | S.T | 16,717 | 5,730 | 6,666 | 8,693 | 1,456 | 4,780 | 524 | 1,297 | 4 | 2,158 |
| | M | 8,901 | 3,164 | 3,955 | 4,459 | 934 | 2,868 | 299 | 318 | 2 | 1,190 |
| | F | 7,816 | 2,566 | 2,711 | 4,234 | 522 | 1,912 | 225 | 979 | 2 | 968 |
| Taeon-gun | S.T | 11,201 | 3,741 | 4,519 | 5,928 | 970 | 2,957 | 208 | 919 | 3 | 1,508 |
| | M | 5,933 | 2,158 | 2,677 | 3,100 | 626 | 1,740 | 115 | 224 | 3 | 804 |
| | F | 5,268 | 1,583 | 1,842 | 2,828 | 344 | 1,217 | 93 | 695 | - | 704 |
| Jeonbuk | S.T | 338,485 | 117,935 | 128,214 | 163,984 | 32,451 | 71,224 | 7,359 | 43,202 | 184 | 36,892 |
| | M | 185,238 | 71,875 | 81,638 | 86,463 | 22,382 | 42,590 | 3,704 | 8,131 | 83 | 20,632 |
| | F | 153,247 | 46,060 | 46,576 | 77,521 | 10,069 | 28,634 | 3,655 | 35,071 | 101 | 16,260 |
| Jeonju-si Wansan-gu | S.T | 60,802 | 20,464 | 24,391 | 30,030 | 5,677 | 15,041 | 1,494 | 7,219 | 133 | 6,603 |
| | M | 32,319 | 12,725 | 14,883 | 15,236 | 3,921 | 8,866 | 694 | 1,138 | 58 | 3,635 |
| | F | 28,483 | 7,739 | 9,508 | 14,794 | 1,756 | 6,175 | 800 | 6,081 | 75 | 2,968 |
| Jeonju-si Deokjin-gu | S.T | 51,839 | 18,788 | 20,987 | 25,105 | 5,011 | 11,874 | 1,316 | 4,971 | 10 | 7,582 |
| | M | 28,791 | 11,818 | 13,305 | 13,211 | 3,474 | 7,066 | 604 | 822 | 5 | 4,348 |
| | F | 23,048 | 6,970 | 7,682 | 11,894 | 1,537 | 4,808 | 712 | 4,149 | 5 | 3,234 |
| Gunsan-si | S.T | 51,896 | 16,524 | 21,907 | 24,552 | 5,407 | 9,826 | 774 | 6,587 | 3 | 4,372 |
| | M | 32,067 | 11,959 | 16,115 | 14,409 | 3,937 | 6,382 | 421 | 1,082 | 1 | 2,807 |
| | F | 19,829 | 4,565 | 5,792 | 10,143 | 1,470 | 3,444 | 353 | 5,505 | 2 | 1,565 |
| Iksan-si | S.T | 56,373 | 18,490 | 18,504 | 30,553 | 5,111 | 10,630 | 971 | 7,010 | 2 | 3,748 |
| | M | 31,250 | 11,378 | 12,458 | 16,401 | 3,589 | 6,514 | 505 | 1,317 | 1 | 2,323 |
| | F | 25,123 | 7,112 | 6,046 | 14,152 | 1,522 | 4,116 | 466 | 5,693 | 1 | 1,425 |
| Jeongeup-si | S.T | 21,029 | 7,773 | 6,221 | 8,688 | 1,927 | 3,692 | 671 | 3,301 | 6 | 3,864 |
| | M | 10,930 | 4,347 | 3,852 | 4,555 | 1,320 | 2,155 | 382 | 664 | 3 | 1,901 |
| | F | 10,099 | 3,426 | 2,369 | 4,133 | 607 | 1,537 | 289 | 2,637 | 3 | 1,963 |
| Namwon-si | S.T | 15,632 | 6,013 | 6,812 | 6,377 | 1,321 | 2,657 | 271 | 2,967 | 2 | 1,106 |
| | M | 7,795 | 3,291 | 3,647 | 3,170 | 922 | 1,542 | 159 | 680 | - | 544 |
| | F | 7,837 | 2,722 | 3,165 | 3,207 | 399 | 1,115 | 112 | 2,287 | 2 | 562 |

Note : 1) Based on Resident Registration Address

2) Includes examinees with overlapping diagnoses within each item

3) The number of actual examinees means total examinees who were diagnosed of Normal B, and it is different from databases on table -4

Table I - 7 Detailed Statistics on First Diagnoses of Normal B Status Based

| Division | | ㄷ (Normal B) | | | | | | | | | |
|--------------|-----|--------------|---------|---------|---------|--------|---------|-------|--------|-----|--------|
| | | | | | | | | | | | |
| Gimje-si | S.T | 16,292 | 6,125 | 5,725 | 7,890 | 1,492 | 3,184 | 364 | 2,380 | 6 | 1,550 |
| | M | 8,534 | 3,457 | 3,453 | 3,958 | 1,010 | 1,829 | 184 | 482 | 3 | 892 |
| | F | 7,758 | 2,668 | 2,272 | 3,932 | 482 | 1,355 | 180 | 1,898 | 3 | 658 |
| Wanju-gun | S.T | 16,351 | 6,218 | 6,670 | 7,732 | 1,551 | 3,319 | 298 | 1,769 | 14 | 1,973 |
| | M | 9,505 | 3,854 | 4,346 | 4,329 | 1,089 | 1,994 | 146 | 349 | 7 | 1,290 |
| | F | 6,846 | 2,364 | 2,324 | 3,403 | 462 | 1,325 | 152 | 1,420 | 7 | 683 |
| Jinan-gun | S.T | 5,788 | 2,030 | 2,336 | 2,992 | 589 | 1,447 | 113 | 786 | 1 | 741 |
| | M | 2,917 | 1,064 | 1,243 | 1,496 | 391 | 821 | 54 | 184 | - | 386 |
| | F | 2,871 | 966 | 1,093 | 1,496 | 198 | 626 | 59 | 602 | 1 | 355 |
| Muju-gun | S.T | 4,782 | 1,621 | 2,188 | 2,363 | 512 | 1,323 | 85 | 552 | 1 | 501 |
| | M | 2,463 | 858 | 1,178 | 1,153 | 350 | 759 | 55 | 160 | 1 | 268 |
| | F | 2,319 | 763 | 1,010 | 1,210 | 162 | 564 | 30 | 392 | - | 233 |
| Jangsu-gun | S.T | 4,332 | 1,693 | 1,649 | 1,929 | 392 | 962 | 107 | 881 | - | 411 |
| | M | 2,045 | 766 | 881 | 930 | 235 | 529 | 45 | 209 | - | 209 |
| | F | 2,287 | 927 | 768 | 999 | 157 | 433 | 62 | 672 | - | 202 |
| Imsil-gun | S.T | 6,274 | 2,494 | 1,982 | 2,898 | 640 | 1,813 | 106 | 1,190 | 2 | 440 |
| | M | 3,210 | 1,328 | 1,189 | 1,450 | 408 | 1,026 | 59 | 293 | 2 | 228 |
| | F | 3,064 | 1,166 | 793 | 1,448 | 232 | 787 | 47 | 897 | - | 212 |
| Sunchang-gun | S.T | 6,048 | 2,344 | 2,247 | 2,862 | 568 | 1,393 | 97 | 896 | 3 | 441 |
| | M | 2,939 | 1,147 | 1,232 | 1,352 | 340 | 752 | 43 | 240 | 1 | 231 |
| | F | 3,109 | 1,197 | 1,015 | 1,510 | 228 | 641 | 54 | 656 | 2 | 210 |
| Gochang-gun | S.T | 11,141 | 4,888 | 2,878 | 5,245 | 994 | 2,089 | 328 | 1,344 | - | 2,633 |
| | M | 5,541 | 2,497 | 1,739 | 2,570 | 648 | 1,220 | 187 | 270 | - | 1,052 |
| | F | 5,600 | 2,391 | 1,139 | 2,675 | 346 | 869 | 141 | 1,074 | - | 1,581 |
| Buan-gun | S.T | 9,906 | 2,470 | 3,717 | 4,768 | 1,259 | 1,974 | 364 | 1,349 | 1 | 927 |
| | M | 4,932 | 1,386 | 2,117 | 2,243 | 748 | 1,135 | 166 | 241 | 1 | 518 |
| | F | 4,974 | 1,084 | 1,600 | 2,525 | 511 | 839 | 198 | 1,108 | - | 409 |
| Jeonnam | S.T | 375,112 | 140,303 | 146,188 | 183,738 | 39,761 | 109,935 | 6,419 | 53,638 | 526 | 47,430 |
| | M | 207,050 | 82,286 | 94,999 | 101,061 | 26,944 | 65,168 | 3,448 | 12,593 | 248 | 25,783 |
| | F | 168,062 | 58,017 | 51,189 | 82,677 | 12,817 | 44,767 | 2,971 | 41,045 | 278 | 21,647 |
| Mokpo-si | S.T | 44,076 | 18,186 | 15,639 | 20,628 | 5,280 | 13,578 | 723 | 7,207 | 19 | 7,213 |
| | M | 24,184 | 10,929 | 10,219 | 10,971 | 3,338 | 8,203 | 441 | 2,046 | 8 | 3,797 |
| | F | 19,892 | 7,257 | 5,420 | 9,657 | 1,942 | 5,375 | 282 | 5,161 | 11 | 3,416 |
| Yeosu-si | S.T | 57,502 | 24,121 | 25,613 | 30,402 | 6,197 | 14,607 | 924 | 4,724 | 9 | 7,085 |
| | M | 34,751 | 15,152 | 17,448 | 18,543 | 4,571 | 9,749 | 506 | 990 | 6 | 4,364 |
| | F | 22,751 | 8,969 | 8,165 | 11,859 | 1,626 | 4,858 | 418 | 3,734 | 3 | 2,721 |
| Suncheon-si | S.T | 54,691 | 18,500 | 25,668 | 28,736 | 5,784 | 17,365 | 698 | 9,189 | 19 | 5,734 |
| | M | 30,870 | 11,671 | 16,657 | 16,053 | 4,097 | 10,262 | 391 | 1,855 | 10 | 3,314 |
| | F | 23,821 | 6,829 | 9,011 | 12,683 | 1,687 | 7,103 | 307 | 7,334 | 9 | 2,420 |
| Naju-si | S.T | 17,391 | 6,498 | 5,385 | 8,453 | 2,022 | 5,168 | 555 | 2,404 | 2 | 1,801 |
| | M | 8,853 | 3,531 | 3,338 | 4,229 | 1,280 | 2,858 | 244 | 493 | 2 | 927 |
| | F | 8,538 | 2,967 | 2,047 | 4,224 | 742 | 2,310 | 311 | 1,911 | - | 874 |

ㄷㄷ ㄷㄷ X
j ㄷ X X X
kaX X zX X X X X X ㄷ I e la X X
X X X X (List of Key English Terminology) ㄷㄷ (Number of actual examinees)
ㄷㄷㄷ X `Obesity management ㄷ `Blood pressure management ㄷ `Dyslipidemia management
ㄷㄷㄷ X `Liver function management ㄷ `Diabetes management ㄷ `Renal function management
ㄷㄷㄷ X `Anemia management ㄷ `Osteoporosis management ㄷ `Other disorder management

4 . O

on General Health Screening by District and Gender <Cont'd>

XX a
(Unit : Person)

| Division | | X (Normal B) | | | | | | | | | |
|----------------|-----|--------------|-------|--------|--------|-------|--------|-----|-------|-----|-------|
| | | | | | | | | | | | |
| Gwangyang-si | S.T | 34,246 | 9,548 | 17,134 | 18,986 | 3,702 | 11,309 | 483 | 3,742 | 400 | 3,976 |
| | M | 22,578 | 6,309 | 12,806 | 12,784 | 2,796 | 7,112 | 225 | 1,128 | 189 | 2,642 |
| | F | 11,668 | 3,239 | 4,328 | 6,202 | 906 | 4,197 | 258 | 2,614 | 211 | 1,334 |
| Damyang-gun | S.T | 9,630 | 3,348 | 2,980 | 4,607 | 865 | 2,855 | 170 | 1,678 | 18 | 983 |
| | M | 5,012 | 1,847 | 1,832 | 2,353 | 586 | 1,665 | 103 | 403 | 8 | 524 |
| | F | 4,618 | 1,501 | 1,148 | 2,254 | 279 | 1,190 | 67 | 1,275 | 10 | 459 |
| Gokseong-gun | S.T | 6,538 | 2,337 | 1,879 | 2,971 | 616 | 1,962 | 184 | 1,132 | 3 | 565 |
| | M | 3,365 | 1,252 | 1,214 | 1,507 | 408 | 1,136 | 79 | 284 | 3 | 308 |
| | F | 3,173 | 1,085 | 665 | 1,464 | 208 | 826 | 105 | 848 | - | 257 |
| Gurye-gun | S.T | 4,557 | 1,450 | 1,452 | 2,092 | 485 | 1,373 | 79 | 864 | - | 666 |
| | M | 2,222 | 797 | 885 | 997 | 296 | 720 | 46 | 195 | - | 294 |
| | F | 2,335 | 653 | 567 | 1,095 | 189 | 653 | 33 | 669 | - | 372 |
| Goheung-gun | S.T | 13,461 | 5,930 | 4,282 | 5,598 | 1,222 | 4,672 | 178 | 1,814 | 11 | 1,117 |
| | M | 6,461 | 2,927 | 2,380 | 2,726 | 774 | 2,412 | 93 | 399 | 5 | 575 |
| | F | 7,000 | 3,003 | 1,902 | 2,872 | 448 | 2,260 | 85 | 1,415 | 6 | 542 |
| Boseong-gun | S.T | 9,567 | 3,206 | 3,054 | 5,216 | 895 | 2,780 | 134 | 1,588 | 2 | 2,220 |
| | M | 4,447 | 1,605 | 1,637 | 2,371 | 560 | 1,400 | 73 | 261 | 1 | 929 |
| | F | 5,120 | 1,601 | 1,417 | 2,845 | 335 | 1,380 | 61 | 1,327 | 1 | 1,291 |
| Hwasun-gun | S.T | 12,661 | 4,324 | 4,160 | 5,889 | 1,267 | 3,328 | 368 | 1,637 | 2 | 1,525 |
| | M | 6,499 | 2,445 | 2,501 | 2,922 | 855 | 1,900 | 165 | 334 | 1 | 749 |
| | F | 6,162 | 1,879 | 1,659 | 2,967 | 412 | 1,428 | 203 | 1,303 | 1 | 776 |
| Jangheung-gun | S.T | 7,635 | 2,710 | 2,613 | 3,452 | 774 | 2,111 | 116 | 1,534 | 6 | 843 |
| | M | 3,576 | 1,353 | 1,464 | 1,558 | 470 | 1,121 | 74 | 342 | 1 | 407 |
| | F | 4,059 | 1,357 | 1,149 | 1,894 | 304 | 990 | 42 | 1,192 | 5 | 436 |
| Gangjin-gun | S.T | 6,873 | 2,185 | 2,255 | 3,331 | 650 | 2,112 | 66 | 1,657 | 1 | 903 |
| | M | 3,175 | 1,095 | 1,211 | 1,504 | 365 | 1,068 | 35 | 361 | 1 | 397 |
| | F | 3,698 | 1,090 | 1,044 | 1,827 | 285 | 1,044 | 31 | 1,296 | - | 506 |
| Haenam-gun | S.T | 15,174 | 5,976 | 4,428 | 6,762 | 1,613 | 3,990 | 222 | 3,047 | 3 | 1,911 |
| | M | 7,219 | 3,054 | 2,627 | 3,168 | 1,013 | 2,197 | 127 | 536 | 1 | 977 |
| | F | 7,955 | 2,922 | 1,801 | 3,594 | 600 | 1,793 | 95 | 2,511 | 2 | 934 |
| Yeongam-gun | S.T | 14,635 | 5,314 | 5,857 | 6,860 | 1,552 | 4,400 | 225 | 1,900 | 5 | 2,094 |
| | M | 8,986 | 3,360 | 4,342 | 4,242 | 1,111 | 2,823 | 131 | 649 | - | 1,044 |
| | F | 5,649 | 1,954 | 1,515 | 2,618 | 441 | 1,577 | 94 | 1,251 | 5 | 1,050 |
| Muan-gun | S.T | 14,748 | 5,749 | 5,705 | 6,908 | 1,564 | 4,596 | 214 | 2,065 | 3 | 2,120 |
| | M | 7,964 | 3,392 | 3,558 | 3,620 | 1,022 | 2,682 | 125 | 552 | - | 1,103 |
| | F | 6,784 | 2,357 | 2,147 | 3,288 | 542 | 1,914 | 89 | 1,513 | 3 | 1,017 |
| Hampyeong-gun | S.T | 7,233 | 2,931 | 2,444 | 3,280 | 799 | 1,886 | 171 | 997 | 3 | 712 |
| | M | 3,662 | 1,575 | 1,450 | 1,596 | 495 | 1,021 | 78 | 243 | 1 | 396 |
| | F | 3,571 | 1,356 | 994 | 1,684 | 304 | 865 | 93 | 754 | 2 | 316 |
| Yeonggwang-gun | S.T | 9,699 | 4,200 | 3,809 | 3,670 | 977 | 1,949 | 321 | 1,098 | - | 631 |
| | M | 5,203 | 2,331 | 2,285 | 1,966 | 679 | 1,224 | 157 | 204 | - | 410 |
| | F | 4,496 | 1,869 | 1,524 | 1,704 | 298 | 725 | 164 | 894 | - | 221 |

Note : 1) Based on Resident Registration Address

2) Includes examinees with overlapping diagnoses within each item

3) The number of actual examinees means total examinees who were diagnosed of Normal B, and it is different from databases on table -4

Table I - 7

Detailed Statistics on First Diagnoses of Normal B Status Based

| Division | | X (Normal B) | | | | | | | | | |
|---------------------|-----|--------------|---------|---------|---------|--------|---------|--------|--------|-----|--------|
| | | | | | | | | | | | |
| Jangseong-gun | S.T | 9,952 | 3,589 | 3,734 | 4,979 | 866 | 2,649 | 123 | 1,315 | 6 | 1,416 |
| | M | 5,679 | 2,261 | 2,486 | 2,770 | 628 | 1,581 | 85 | 262 | 2 | 759 |
| | F | 4,273 | 1,328 | 1,248 | 2,209 | 238 | 1,068 | 38 | 1,053 | 4 | 657 |
| Wando-gun | S.T | 10,061 | 3,910 | 3,498 | 4,493 | 968 | 3,033 | 213 | 1,500 | 6 | 1,734 |
| | M | 5,033 | 2,116 | 2,017 | 2,159 | 590 | 1,697 | 117 | 391 | 5 | 774 |
| | F | 5,028 | 1,794 | 1,481 | 2,334 | 378 | 1,336 | 96 | 1,109 | 1 | 960 |
| Jindo-gun | S.T | 5,689 | 2,315 | 1,592 | 2,548 | 642 | 1,541 | 75 | 1,011 | 3 | 789 |
| | M | 2,661 | 1,196 | 851 | 1,140 | 380 | 786 | 40 | 233 | 2 | 374 |
| | F | 3,028 | 1,119 | 741 | 1,408 | 262 | 755 | 35 | 778 | 1 | 415 |
| Sinan-gun | S.T | 9,093 | 3,976 | 3,007 | 3,877 | 1,021 | 2,671 | 177 | 1,535 | 5 | 1,392 |
| | M | 4,650 | 2,088 | 1,791 | 1,882 | 630 | 1,551 | 113 | 432 | 2 | 719 |
| | F | 4,443 | 1,888 | 1,216 | 1,995 | 391 | 1,120 | 64 | 1,103 | 3 | 673 |
| Gyeongbuk | S.T | 558,161 | 185,391 | 232,770 | 287,895 | 52,328 | 121,655 | 14,667 | 58,900 | 195 | 78,524 |
| | M | 322,153 | 115,183 | 156,580 | 166,929 | 36,733 | 76,547 | 7,392 | 12,699 | 105 | 41,682 |
| | F | 236,008 | 70,208 | 76,190 | 120,966 | 15,595 | 45,108 | 7,275 | 46,201 | 90 | 36,842 |
| Pohang-si Nam-gu | S.T | 53,100 | 18,236 | 23,717 | 28,559 | 4,821 | 12,731 | 1,787 | 4,686 | 5 | 5,895 |
| | M | 34,794 | 12,396 | 18,369 | 18,778 | 3,593 | 9,200 | 817 | 1,517 | 3 | 3,610 |
| | F | 18,306 | 5,840 | 5,348 | 9,781 | 1,228 | 3,531 | 970 | 3,169 | 2 | 2,285 |
| Pohang-si Buk-gu | S.T | 51,994 | 18,355 | 22,558 | 27,240 | 4,828 | 13,310 | 1,721 | 4,771 | 9 | 6,012 |
| | M | 32,386 | 12,553 | 16,578 | 16,984 | 3,487 | 9,104 | 868 | 1,200 | 5 | 3,543 |
| | F | 19,608 | 5,802 | 5,980 | 10,256 | 1,341 | 4,206 | 853 | 3,571 | 4 | 2,469 |
| Gyeongju-si | S.T | 55,142 | 17,313 | 25,032 | 27,278 | 4,944 | 11,391 | 1,194 | 6,928 | 15 | 7,231 |
| | M | 32,572 | 11,288 | 17,080 | 16,218 | 3,555 | 7,569 | 646 | 1,368 | 6 | 4,413 |
| | F | 22,570 | 6,025 | 7,952 | 11,060 | 1,389 | 3,822 | 548 | 5,560 | 9 | 2,818 |
| Gimcheon-si | S.T | 29,374 | 8,027 | 13,588 | 16,794 | 2,652 | 5,339 | 392 | 3,563 | 78 | 2,565 |
| | M | 15,736 | 4,821 | 8,280 | 8,733 | 1,779 | 3,144 | 249 | 704 | 47 | 1,277 |
| | F | 13,638 | 3,206 | 5,308 | 8,061 | 873 | 2,195 | 143 | 2,859 | 31 | 1,288 |
| Andong-si | S.T | 34,252 | 10,878 | 13,800 | 14,650 | 2,727 | 8,833 | 489 | 3,021 | - | 8,842 |
| | M | 17,918 | 6,229 | 8,178 | 7,683 | 1,791 | 5,199 | 248 | 652 | - | 4,334 |
| | F | 16,334 | 4,649 | 5,622 | 6,967 | 936 | 3,634 | 241 | 2,369 | - | 4,508 |
| Gumi-si | S.T | 92,745 | 28,884 | 42,823 | 54,726 | 9,102 | 17,700 | 1,995 | 8,493 | 29 | 10,176 |
| | M | 57,634 | 19,675 | 30,711 | 34,187 | 6,914 | 11,848 | 1,298 | 1,436 | 13 | 5,712 |
| | F | 35,111 | 9,209 | 12,112 | 20,539 | 2,188 | 5,852 | 697 | 7,057 | 16 | 4,464 |
| Yeongju-si | S.T | 22,959 | 7,903 | 8,804 | 11,693 | 2,191 | 5,147 | 498 | 2,196 | 2 | 4,071 |
| | M | 12,611 | 4,570 | 5,392 | 6,540 | 1,517 | 3,130 | 292 | 516 | 1 | 2,157 |
| | F | 10,348 | 3,333 | 3,412 | 5,153 | 674 | 2,017 | 206 | 1,680 | 1 | 1,914 |
| Yeongcheon-si | S.T | 19,712 | 7,043 | 7,062 | 10,146 | 1,978 | 3,283 | 850 | 2,107 | 4 | 2,439 |
| | M | 11,111 | 4,151 | 4,849 | 5,687 | 1,373 | 1,917 | 315 | 439 | 3 | 1,224 |
| | F | 8,601 | 2,892 | 2,213 | 4,459 | 605 | 1,366 | 535 | 1,668 | 1 | 1,215 |
| Sangju-si | S.T | 20,092 | 7,355 | 6,484 | 9,053 | 1,788 | 4,766 | 277 | 2,171 | 4 | 2,509 |
| | M | 10,130 | 3,846 | 3,887 | 4,414 | 1,082 | 2,701 | 143 | 414 | 2 | 1,369 |
| | F | 9,962 | 3,509 | 2,597 | 4,639 | 706 | 2,065 | 134 | 1,757 | 2 | 1,140 |

XX aX X
j aX X X X
kaX X zX X X X X X X X X
X X X X (List of Key English Terminology) XX (Number of actual examinees)
XXXeX `Obesity managementaX `Blood pressure managementaX `Dyslipidemia managementa
XXXeX `Liver function managementaX `Diabetes managementaX `Renal function managementa
XXXeX `Anemia managementaX `Osteoporosis managementaX `Other disorder managementa

4 . O

on General Health Screening by District and Gender <Cont'd>

XX a
(Unit : Person)

| Division | | ㄹ (Normal B) | | | | | | | | | |
|----------------|-----|--------------|--------|--------|--------|-------|-------|-------|-------|----|-------|
| | | | | | | | | | | | |
| Mungyeong-si | S.T | 14,909 | 5,929 | 3,978 | 6,788 | 1,384 | 4,772 | 359 | 1,424 | 2 | 1,414 |
| | M | 7,749 | 3,260 | 2,482 | 3,417 | 934 | 2,744 | 195 | 275 | 1 | 625 |
| | F | 7,160 | 2,669 | 1,496 | 3,371 | 450 | 2,028 | 164 | 1,149 | 1 | 789 |
| Gyeongsan-si | S.T | 48,473 | 15,692 | 21,020 | 26,827 | 4,874 | 9,075 | 1,233 | 5,322 | 7 | 6,283 |
| | M | 27,606 | 10,117 | 13,855 | 14,848 | 3,450 | 5,405 | 614 | 919 | 5 | 3,414 |
| | F | 20,867 | 5,575 | 7,165 | 11,979 | 1,424 | 3,670 | 619 | 4,403 | 2 | 2,869 |
| Gunwi-gun | S.T | 5,507 | 2,055 | 2,041 | 2,210 | 591 | 1,009 | 179 | 1,038 | 2 | 1,174 |
| | M | 2,813 | 1,144 | 1,169 | 1,169 | 408 | 595 | 81 | 260 | - | 531 |
| | F | 2,694 | 911 | 872 | 1,041 | 183 | 414 | 98 | 778 | 2 | 643 |
| Uiseong-gun | S.T | 12,539 | 4,425 | 4,484 | 4,812 | 1,074 | 2,997 | 375 | 1,539 | 3 | 3,039 |
| | M | 6,107 | 2,235 | 2,462 | 2,344 | 649 | 1,591 | 177 | 344 | 1 | 1,351 |
| | F | 6,432 | 2,190 | 2,022 | 2,468 | 425 | 1,406 | 198 | 1,195 | 2 | 1,688 |
| Cheongsong-gun | S.T | 5,948 | 2,094 | 2,186 | 2,560 | 497 | 1,425 | 198 | 653 | - | 1,312 |
| | M | 2,947 | 1,066 | 1,266 | 1,240 | 324 | 794 | 48 | 158 | - | 561 |
| | F | 3,001 | 1,028 | 920 | 1,320 | 173 | 631 | 150 | 495 | - | 751 |
| Yeongyang-gun | S.T | 3,777 | 1,244 | 1,373 | 1,503 | 356 | 990 | 74 | 291 | 1 | 1,200 |
| | M | 1,863 | 612 | 782 | 704 | 188 | 574 | 42 | 68 | 1 | 540 |
| | F | 1,914 | 632 | 591 | 799 | 168 | 416 | 32 | 223 | - | 660 |
| Yeongdeok-gun | S.T | 7,352 | 3,127 | 2,586 | 3,437 | 756 | 1,619 | 407 | 1,139 | - | 1,505 |
| | M | 3,374 | 1,373 | 1,332 | 1,564 | 416 | 846 | 77 | 282 | - | 633 |
| | F | 3,978 | 1,754 | 1,254 | 1,873 | 340 | 773 | 330 | 857 | - | 872 |
| Cheongdo-gun | S.T | 9,595 | 2,584 | 3,729 | 4,768 | 944 | 2,455 | 503 | 1,912 | 3 | 1,435 |
| | M | 4,745 | 1,450 | 2,117 | 2,381 | 568 | 1,287 | 213 | 425 | 1 | 668 |
| | F | 4,850 | 1,134 | 1,612 | 2,387 | 376 | 1,168 | 290 | 1,487 | 2 | 767 |
| Goryeong-gun | S.T | 7,431 | 2,229 | 2,825 | 3,823 | 776 | 1,635 | 222 | 1,134 | 11 | 1,143 |
| | M | 4,193 | 1,399 | 1,782 | 2,191 | 506 | 1,012 | 128 | 273 | 8 | 573 |
| | F | 3,238 | 830 | 1,043 | 1,632 | 270 | 623 | 94 | 861 | 3 | 570 |
| Seongju-gun | S.T | 9,235 | 2,929 | 3,520 | 4,553 | 833 | 2,067 | 438 | 1,410 | 5 | 1,289 |
| | M | 4,728 | 1,612 | 2,061 | 2,391 | 529 | 1,113 | 165 | 331 | 2 | 608 |
| | F | 4,507 | 1,317 | 1,459 | 2,162 | 304 | 954 | 273 | 1,079 | 3 | 681 |
| Chilgok-gun | S.T | 26,127 | 8,543 | 10,513 | 14,381 | 2,768 | 4,660 | 639 | 2,568 | 12 | 3,079 |
| | M | 16,367 | 5,646 | 7,689 | 9,236 | 2,091 | 3,090 | 385 | 492 | 4 | 1,607 |
| | F | 9,760 | 2,897 | 2,824 | 5,145 | 677 | 1,570 | 254 | 2,076 | 8 | 1,472 |
| Yecheon-gun | S.T | 9,665 | 3,320 | 3,188 | 3,790 | 781 | 2,432 | 225 | 906 | - | 2,350 |
| | M | 4,871 | 1,700 | 1,863 | 1,884 | 480 | 1,342 | 121 | 211 | - | 1,131 |
| | F | 4,794 | 1,620 | 1,325 | 1,906 | 301 | 1,090 | 104 | 695 | - | 1,219 |
| Bonghwa-gun | S.T | 7,260 | 2,708 | 2,299 | 3,409 | 662 | 1,831 | 104 | 602 | 1 | 1,635 |
| | M | 3,849 | 1,408 | 1,363 | 1,730 | 433 | 1,088 | 63 | 147 | 1 | 893 |
| | F | 3,411 | 1,300 | 936 | 1,679 | 229 | 743 | 41 | 455 | - | 742 |
| Uljin-gun | S.T | 9,125 | 3,749 | 4,287 | 3,936 | 805 | 1,706 | 456 | 884 | 1 | 1,626 |
| | M | 4,959 | 2,162 | 2,528 | 2,049 | 528 | 967 | 176 | 215 | 1 | 755 |
| | F | 4,166 | 1,587 | 1,759 | 1,887 | 277 | 739 | 280 | 669 | - | 871 |

Note : 1) Based on Resident Registration Address

2) Includes examinees with overlapping diagnoses within each item

3) The number of actual examinees means total examinees who were diagnosed of Normal B, and it is different from databases on table -4

Table I - 7

Detailed Statistics on First Diagnoses of Normal B Status Based

| Division | | X (Normal B) | | | | | | | | | |
|-------------------------------|-----|--------------|---------|---------|---------|--------|---------|--------|--------|----|---------|
| | | | | | | | | | | | |
| Ulleung-gun | S.T | 1,848 | 769 | 873 | 959 | 196 | 482 | 52 | 142 | 1 | 300 |
| | M | 1,090 | 470 | 505 | 557 | 138 | 287 | 31 | 53 | - | 153 |
| | F | 758 | 299 | 368 | 402 | 58 | 195 | 21 | 89 | 1 | 147 |
| Gyeongnam | S.T | 643,817 | 215,842 | 242,136 | 324,574 | 65,693 | 149,297 | 16,054 | 63,555 | 71 | 109,894 |
| | M | 390,333 | 143,451 | 168,704 | 193,778 | 48,397 | 98,912 | 9,671 | 14,411 | 38 | 68,595 |
| | F | 253,484 | 72,391 | 73,432 | 130,796 | 17,296 | 50,385 | 6,383 | 49,144 | 33 | 41,299 |
| Changwon-si Uichang-gu | S.T | 50,488 | 16,412 | 20,012 | 25,665 | 4,918 | 13,289 | 1,361 | 4,530 | 5 | 9,573 |
| | M | 30,837 | 11,330 | 13,810 | 15,595 | 3,654 | 8,773 | 762 | 1,016 | 1 | 5,872 |
| | F | 19,651 | 5,082 | 6,202 | 10,070 | 1,264 | 4,516 | 599 | 3,514 | 4 | 3,701 |
| Changwon-si Seongsan-gu | S.T | 55,183 | 17,599 | 24,136 | 29,540 | 5,758 | 14,433 | 1,596 | 4,232 | 5 | 10,213 |
| | M | 37,145 | 13,662 | 17,553 | 19,462 | 4,622 | 10,281 | 1,030 | 936 | 2 | 7,244 |
| | F | 18,038 | 3,937 | 6,583 | 10,078 | 1,136 | 4,152 | 566 | 3,296 | 3 | 2,969 |
| Changwon-si Masanhappo-gu | S.T | 33,334 | 11,577 | 12,475 | 16,390 | 3,291 | 9,749 | 680 | 3,323 | 2 | 5,361 |
| | M | 18,978 | 7,541 | 8,225 | 9,014 | 2,341 | 5,919 | 370 | 668 | 2 | 3,192 |
| | F | 14,356 | 4,036 | 4,250 | 7,376 | 950 | 3,830 | 310 | 2,655 | - | 2,169 |
| Changwon-si MasanHoewon-gu | S.T | 41,945 | 15,346 | 14,647 | 19,824 | 4,231 | 11,096 | 847 | 3,891 | 1 | 7,259 |
| | M | 24,306 | 9,754 | 10,031 | 11,226 | 3,030 | 7,013 | 511 | 769 | 1 | 4,296 |
| | F | 17,639 | 5,592 | 4,616 | 8,598 | 1,201 | 4,083 | 336 | 3,122 | - | 2,963 |
| Changwon-si Jinhae-gu | S.T | 37,210 | 14,497 | 14,138 | 18,699 | 4,352 | 8,388 | 936 | 2,762 | 5 | 6,066 |
| | M | 25,512 | 10,801 | 11,164 | 12,889 | 3,451 | 5,973 | 593 | 751 | 4 | 4,233 |
| | F | 11,698 | 3,696 | 2,974 | 5,810 | 901 | 2,415 | 343 | 2,011 | 1 | 1,833 |
| Jinju-si | S.T | 57,076 | 17,543 | 16,635 | 30,074 | 5,613 | 11,226 | 1,281 | 6,061 | 3 | 8,414 |
| | M | 31,382 | 10,970 | 10,692 | 16,250 | 3,979 | 7,428 | 768 | 1,130 | 2 | 3,921 |
| | F | 25,694 | 6,573 | 5,943 | 13,824 | 1,634 | 3,798 | 513 | 4,931 | 1 | 4,493 |
| Tongyeong-si | S.T | 24,156 | 9,384 | 9,141 | 10,694 | 2,402 | 5,828 | 608 | 2,286 | 2 | 3,861 |
| | M | 14,684 | 5,961 | 6,592 | 6,509 | 1,749 | 3,932 | 342 | 475 | 2 | 2,541 |
| | F | 9,472 | 3,423 | 2,549 | 4,185 | 653 | 1,896 | 266 | 1,811 | - | 1,320 |
| Sacheon-si | S.T | 20,792 | 6,474 | 6,570 | 11,017 | 2,213 | 4,592 | 717 | 2,609 | 1 | 2,298 |
| | M | 12,225 | 4,115 | 4,535 | 6,632 | 1,574 | 2,989 | 388 | 510 | 1 | 1,294 |
| | F | 8,567 | 2,359 | 2,035 | 4,385 | 639 | 1,603 | 329 | 2,099 | - | 1,004 |
| Gimhae-si | S.T | 91,912 | 32,470 | 32,986 | 47,578 | 9,738 | 19,783 | 2,497 | 8,137 | 4 | 14,398 |
| | M | 57,170 | 22,292 | 23,265 | 29,246 | 7,242 | 13,540 | 1,640 | 1,504 | 4 | 9,166 |
| | F | 34,742 | 10,178 | 9,721 | 18,332 | 2,496 | 6,243 | 857 | 6,633 | - | 5,232 |
| Miryang-si | S.T | 20,459 | 6,700 | 7,202 | 10,297 | 1,841 | 4,913 | 373 | 2,904 | 3 | 3,290 |
| | M | 10,742 | 3,865 | 4,299 | 5,200 | 1,238 | 2,919 | 189 | 722 | 2 | 1,627 |
| | F | 9,717 | 2,835 | 2,903 | 5,097 | 603 | 1,994 | 184 | 2,182 | 1 | 1,663 |
| Geoje-si | S.T | 58,529 | 15,936 | 26,306 | 29,222 | 6,310 | 12,986 | 1,506 | 4,144 | 3 | 15,716 |
| | M | 43,617 | 12,492 | 21,533 | 21,013 | 5,224 | 10,140 | 1,099 | 1,434 | 2 | 13,107 |
| | F | 14,912 | 3,444 | 4,773 | 8,209 | 1,086 | 2,846 | 407 | 2,710 | 1 | 2,609 |
| Yangsang-si | S.T | 56,241 | 19,436 | 27,076 | 28,050 | 5,760 | 11,318 | 1,197 | 5,749 | 6 | 7,874 |
| | M | 33,808 | 12,826 | 18,357 | 16,445 | 4,214 | 7,547 | 664 | 1,566 | - | 4,510 |
| | F | 22,433 | 6,610 | 8,719 | 11,605 | 1,546 | 3,771 | 533 | 4,183 | 6 | 3,364 |

XX aX X
j aX X X X
kaX X zX X X X X X X X X
X X X X (List of Key English Terminology) XX (Number of actual examinees)
XXXeX `Obesity managementaX `Blood pressure managementaX `Dyslipidemia managementa
XXXeX `Liver function managementaX `Diabetes managementaX `Renal function managementa
XXXeX `Anemia managementaX `Osteoporosis managementaX `Other disorder managementa

4 . O

on General Health Screening by District and Gender <Cont'd>

XX a
(Unit : Person)

| Division | | X (Normal B) | | | | | | | | | |
|-----------------|-----|---------------|---------------|---------------|---------------|--------------|---------------|--------------|--------------|----|--------------|
| | | | | | | | | | | | |
| Uiryeong-gun | S.T | 5,811 | 1,997 | 1,953 | 2,683 | 514 | 1,415 | 117 | 836 | 1 | 1,121 |
| | M | 2,923 | 1,064 | 1,146 | 1,334 | 326 | 718 | 61 | 204 | - | 540 |
| | F | 2,888 | 933 | 807 | 1,349 | 188 | 697 | 56 | 632 | 1 | 581 |
| Haman-gun | S.T | 13,211 | 4,745 | 4,489 | 6,236 | 1,343 | 2,973 | 406 | 1,213 | 1 | 2,480 |
| | M | 7,973 | 2,982 | 3,136 | 3,806 | 994 | 1,904 | 237 | 264 | 1 | 1,374 |
| | F | 5,238 | 1,763 | 1,353 | 2,430 | 349 | 1,069 | 169 | 949 | - | 1,106 |
| Changnyeong-gun | S.T | 12,339 | 4,422 | 4,342 | 5,970 | 1,200 | 2,604 | 312 | 1,580 | 12 | 2,064 |
| | M | 6,474 | 2,563 | 2,620 | 3,135 | 793 | 1,501 | 173 | 341 | 5 | 972 |
| | F | 5,865 | 1,859 | 1,722 | 2,835 | 407 | 1,103 | 139 | 1,239 | 7 | 1,092 |
| Goseong-gun | S.T | 11,721 | 3,690 | 4,351 | 6,155 | 1,188 | 2,883 | 294 | 1,522 | - | 1,357 |
| | M | 6,588 | 2,262 | 2,867 | 3,403 | 826 | 1,784 | 170 | 329 | - | 743 |
| | F | 5,133 | 1,428 | 1,484 | 2,752 | 362 | 1,099 | 124 | 1,193 | - | 614 |
| Namhae-gun | S.T | 9,021 | 2,735 | 2,688 | 4,514 | 871 | 1,954 | 262 | 1,419 | - | 1,127 |
| | M | 4,207 | 1,353 | 1,475 | 2,054 | 516 | 1,046 | 133 | 313 | - | 517 |
| | F | 4,814 | 1,382 | 1,213 | 2,460 | 355 | 908 | 129 | 1,106 | - | 610 |
| Hadong-gun | S.T | 9,974 | 3,202 | 3,235 | 5,060 | 1,045 | 2,465 | 244 | 1,405 | 3 | 1,292 |
| | M | 5,063 | 1,631 | 1,914 | 2,569 | 676 | 1,403 | 122 | 367 | 2 | 639 |
| | F | 4,911 | 1,571 | 1,321 | 2,491 | 369 | 1,062 | 122 | 1,038 | 1 | 653 |
| Sancheong-gun | S.T | 6,402 | 1,951 | 1,917 | 3,176 | 613 | 1,260 | 143 | 962 | 2 | 1,004 |
| | M | 3,252 | 1,029 | 1,081 | 1,603 | 387 | 723 | 85 | 259 | 1 | 477 |
| | F | 3,150 | 922 | 836 | 1,573 | 226 | 537 | 58 | 703 | 1 | 527 |
| Hamyang-gun | S.T | 7,446 | 2,605 | 2,073 | 3,491 | 637 | 1,419 | 136 | 1,270 | 4 | 1,771 |
| | M | 3,535 | 1,306 | 1,163 | 1,628 | 425 | 784 | 83 | 295 | 1 | 720 |
| | F | 3,911 | 1,299 | 910 | 1,863 | 212 | 635 | 53 | 975 | 3 | 1,051 |
| Geochang-gun | S.T | 11,061 | 4,020 | 2,364 | 5,354 | 928 | 2,400 | 363 | 1,280 | 2 | 2,353 |
| | M | 5,425 | 2,108 | 1,449 | 2,550 | 601 | 1,339 | 161 | 242 | - | 1,136 |
| | F | 5,636 | 1,912 | 915 | 2,804 | 327 | 1,061 | 202 | 1,038 | 2 | 1,217 |
| Hapcheon-gun | S.T | 9,506 | 3,101 | 3,400 | 4,885 | 927 | 2,323 | 178 | 1,440 | 6 | 1,002 |
| | M | 4,487 | 1,544 | 1,797 | 2,215 | 535 | 1,256 | 90 | 316 | 5 | 474 |
| | F | 5,019 | 1,557 | 1,603 | 2,670 | 392 | 1,067 | 88 | 1,124 | 1 | 528 |
| Jeju | S.T | 90,818 | 37,270 | 38,009 | 45,417 | 8,510 | 23,940 | 2,490 | 7,300 | - | 8,580 |
| | M | 48,549 | 23,611 | 22,641 | 22,572 | 5,842 | 15,069 | 1,301 | 1,136 | - | 5,221 |
| | F | 42,269 | 13,659 | 15,368 | 22,845 | 2,668 | 8,871 | 1,189 | 6,164 | - | 3,359 |
| Jeju-si | S.T | 66,841 | 27,518 | 28,831 | 33,579 | 5,944 | 17,720 | 1,786 | 5,161 | - | 6,675 |
| | M | 36,053 | 17,788 | 17,332 | 16,802 | 4,176 | 11,274 | 949 | 681 | - | 4,033 |
| | F | 30,788 | 9,730 | 11,499 | 16,777 | 1,768 | 6,446 | 837 | 4,480 | - | 2,642 |
| Seogwipo-si | S.T | 23,977 | 9,752 | 9,178 | 11,838 | 2,566 | 6,220 | 704 | 2,139 | - | 1,905 |
| | M | 12,496 | 5,823 | 5,309 | 5,770 | 1,666 | 3,795 | 352 | 455 | - | 1,188 |
| | F | 11,481 | 3,929 | 3,869 | 6,068 | 900 | 2,425 | 352 | 1,684 | - | 717 |

Note : 1) Based on Resident Registration Address

2) Includes examinees with overlapping diagnoses within each item

3) The number of actual examinees means total examinees who were diagnosed of Normal B, and it is different from databases on table -4

제 I -8 표

Table I-8

Detailed Statistics on First Diagnoses of Normal B Status

| Division | | | | | |
|-------------|-------|-----------|-----------|-----------|-----------|
| Total | Total | 9,206,856 | 3,267,761 | 3,735,379 | 4,675,641 |
| M | M | 5,258,929 | 2,090,992 | 2,459,003 | 2,612,958 |
| F | F | 3,947,927 | 1,176,769 | 1,276,376 | 2,062,683 |
| i q X | S.T | 18,139 | 4,168 | 7,291 | 10,020 |
| 19 or less | M | 9,145 | 2,287 | 4,723 | 5,244 |
| | F | 8,994 | 1,881 | 2,568 | 4,776 |
| j hX Xl | S.T | 198,750 | 42,511 | 83,115 | 103,697 |
| | M | 97,710 | 26,712 | 54,290 | 54,214 |
| | F | 101,040 | 15,799 | 28,825 | 49,483 |
| j nX Xq | S.T | 635,355 | 171,385 | 290,103 | 339,429 |
| | M | 392,575 | 137,373 | 223,899 | 214,220 |
| | F | 242,780 | 34,012 | 66,204 | 125,209 |
| khX Xl | S.T | 930,332 | 319,714 | 442,666 | 495,059 |
| | M | 668,086 | 274,953 | 372,698 | 352,077 |
| | F | 262,246 | 44,761 | 69,968 | 142,982 |
| knX Xq | S.T | 873,104 | 320,978 | 412,141 | 453,221 |
| | M | 639,775 | 274,650 | 343,236 | 322,555 |
| | F | 233,329 | 46,328 | 68,905 | 130,666 |
| l hX Xl | S.T | 1,024,809 | 365,263 | 436,828 | 530,877 |
| | M | 602,759 | 258,631 | 296,354 | 294,209 |
| | F | 422,050 | 106,632 | 140,474 | 236,668 |
| l nX Xq | S.T | 1,111,296 | 396,942 | 470,754 | 575,403 |
| | M | 637,067 | 265,128 | 300,000 | 309,891 |
| | F | 474,229 | 131,814 | 170,754 | 265,512 |
| nhX Xl | S.T | 1,442,332 | 518,254 | 578,287 | 739,239 |
| | M | 753,822 | 306,478 | 328,759 | 365,828 |
| | F | 688,510 | 211,776 | 249,528 | 373,411 |
| nmX Xuq | S.T | 953,647 | 364,103 | 366,460 | 477,763 |
| | M | 513,349 | 208,067 | 209,986 | 250,464 |
| | F | 440,298 | 156,036 | 156,474 | 227,299 |
| nhX Xl | S.T | 873,746 | 348,285 | 307,183 | 422,684 |
| | M | 421,818 | 165,815 | 154,866 | 201,316 |
| | F | 451,928 | 182,470 | 152,317 | 221,368 |
| nmX Xuq | S.T | 268,538 | 105,905 | 88,023 | 126,827 |
| | M | 138,396 | 50,923 | 47,987 | 65,509 |
| | F | 130,142 | 54,982 | 40,036 | 61,318 |
| ohX Xl | S.T | 539,606 | 205,842 | 162,370 | 248,554 |
| | M | 244,675 | 82,609 | 79,715 | 113,675 |
| | F | 294,931 | 123,233 | 82,655 | 134,879 |
| onX Xq | S.T | 204,156 | 68,953 | 56,344 | 92,885 |
| | M | 87,895 | 25,292 | 27,046 | 40,337 |
| | F | 116,261 | 43,661 | 29,298 | 52,548 |
| phX Xpl | S.T | 107,278 | 30,358 | 27,571 | 48,554 |
| | M | 42,280 | 10,222 | 12,643 | 19,175 |
| | F | 64,998 | 20,136 | 14,928 | 29,379 |
| pm X | S.T | 25,768 | 5,100 | 6,243 | 11,429 |
| 85 and over | M | 9,577 | 1,852 | 2,801 | 4,244 |
| | F | 16,191 | 3,248 | 3,442 | 7,185 |

XX aX X

j aX X X X

kaX X zX X X

X X X (List of Key English Terminology) XX (Number of actual examinees)

XX X `Obesity managementaX `Blood pressure managementaX `Dyslipidemia managementa

XX X `Liver function managementaX `Diabetes managementaX `Renal function managementa

XX X `Anemia managementaX `Osteoporosis managementaX `Other disorder managementa

#

4

Based on General Health Screening by Age and Gender

XX a
(Unit : Person)

| z XNormal Ba | | | | | |
|----------------|------------------|----------------|----------------|--------------|------------------|
| | | | | | |
| 929,845 | 2,192,702 | 277,149 | 844,416 | 3,634 | 1,260,295 |
| 652,865 | 1,396,032 | 150,945 | 161,454 | 1,771 | 693,834 |
| 276,980 | 796,670 | 126,204 | 682,962 | 1,863 | 566,461 |
| 654 | 1,661 | 516 | 1,531 | 5 | 3,392 |
| 432 | 932 | 229 | 124 | 3 | 1,844 |
| 222 | 729 | 287 | 1,407 | 2 | 1,548 |
| 10,280 | 19,311 | 5,426 | 17,061 | 57 | 38,251 |
| 6,980 | 10,581 | 1,772 | 1,269 | 22 | 14,724 |
| 3,300 | 8,730 | 3,654 | 15,792 | 35 | 23,527 |
| 49,897 | 77,709 | 15,767 | 43,295 | 133 | 108,027 |
| 41,064 | 55,446 | 7,321 | 4,473 | 58 | 51,489 |
| 8,833 | 22,263 | 8,446 | 38,822 | 75 | 56,538 |
| 93,553 | 153,788 | 22,132 | 57,954 | 159 | 124,776 |
| 82,649 | 124,445 | 13,693 | 7,635 | 94 | 78,131 |
| 10,904 | 29,343 | 8,439 | 50,319 | 65 | 46,645 |
| 96,927 | 181,120 | 21,003 | 58,638 | 154 | 97,067 |
| 85,895 | 148,421 | 14,333 | 7,935 | 111 | 68,404 |
| 11,032 | 32,699 | 6,670 | 50,703 | 43 | 28,663 |
| 104,913 | 239,253 | 29,266 | 102,665 | 247 | 100,178 |
| 81,846 | 164,421 | 16,709 | 9,533 | 119 | 63,466 |
| 23,067 | 74,832 | 12,557 | 93,132 | 128 | 36,712 |
| 116,096 | 284,482 | 31,568 | 104,016 | 301 | 111,359 |
| 86,277 | 192,462 | 18,347 | 12,836 | 155 | 70,292 |
| 29,819 | 92,020 | 13,221 | 91,180 | 146 | 41,067 |
| 159,658 | 394,774 | 41,657 | 113,844 | 563 | 158,137 |
| 100,812 | 241,369 | 23,674 | 19,996 | 264 | 88,908 |
| 58,846 | 153,405 | 17,983 | 93,848 | 299 | 69,229 |
| 108,457 | 272,236 | 28,242 | 71,239 | 332 | 117,091 |
| 65,831 | 165,089 | 16,820 | 18,948 | 178 | 65,947 |
| 42,626 | 107,147 | 11,422 | 52,291 | 154 | 51,144 |
| 93,588 | 248,907 | 29,264 | 81,848 | 454 | 133,818 |
| 51,231 | 134,068 | 14,909 | 22,461 | 223 | 65,763 |
| 42,357 | 114,839 | 14,355 | 59,387 | 231 | 68,055 |
| 25,746 | 76,092 | 10,271 | 32,256 | 190 | 51,377 |
| 14,885 | 43,015 | 5,147 | 10,716 | 89 | 26,364 |
| 10,861 | 33,077 | 5,124 | 21,540 | 101 | 25,013 |
| 46,666 | 149,526 | 24,415 | 82,373 | 524 | 122,894 |
| 23,991 | 74,044 | 10,929 | 24,111 | 232 | 57,672 |
| 22,675 | 75,482 | 13,486 | 58,262 | 292 | 65,222 |
| 15,187 | 56,452 | 10,301 | 41,550 | 271 | 53,785 |
| 7,345 | 26,206 | 4,332 | 11,954 | 123 | 24,248 |
| 7,842 | 30,246 | 5,969 | 29,596 | 148 | 29,537 |
| 6,888 | 30,182 | 5,913 | 27,381 | 187 | 31,558 |
| 3,050 | 12,713 | 2,202 | 7,352 | 76 | 13,304 |
| 3,838 | 17,469 | 3,711 | 20,029 | 111 | 18,254 |
| 1,335 | 7,209 | 1,408 | 8,765 | 57 | 8,585 |
| 577 | 2,820 | 528 | 2,111 | 24 | 3,278 |
| 758 | 4,389 | 880 | 6,654 | 33 | 5,307 |

Note : 1) Based on Age at the End of the Year

2) Includes examinees with overlapping diagnoses within each item

3) The number of actual examinees means total examinees who were diagnosed of Normal B, and it is different from databases on table -5

제 I -9 표

Ü Ü

Table I -9

Detailed Statistics on First Diagnoses of Suspected Disease Status

| Division | | XGeneral suspected diseasea | | | | | | | | | × X `Suspected hypertension or diabetesa | | |
|----------|-------|-----------------------------|--------|---------|-----------|-----------|---------|---------|-----|---------|--|---------|---------|
| | | | | | | | | | | | | | |
| Total | Total | 4,688,958 | 20,419 | 516,675 | 2,761,108 | 1,613,408 | 408,031 | 181,324 | 913 | 811,472 | 1,082,454 | 761,439 | 386,350 |
| | M | 2,930,991 | 14,279 | 270,567 | 1,805,795 | 1,234,331 | 217,156 | 68,515 | 347 | 476,315 | 742,661 | 517,894 | 274,326 |
| | F | 1,757,967 | 6,140 | 246,108 | 955,313 | 379,077 | 190,875 | 112,809 | 566 | 335,157 | 339,793 | 243,545 | 112,024 |
| Seoul | S.T | 843,033 | 4,131 | 102,281 | 479,304 | 281,491 | 78,469 | 28,414 | 47 | 163,690 | 190,139 | 139,516 | 61,774 |
| | M | 507,042 | 2,833 | 50,990 | 304,754 | 208,891 | 39,871 | 9,931 | 20 | 95,562 | 129,859 | 94,648 | 43,834 |
| | F | 335,991 | 1,298 | 51,291 | 174,550 | 72,600 | 38,598 | 18,483 | 27 | 68,128 | 60,280 | 44,868 | 17,940 |
| Busan | S.T | 339,421 | 1,559 | 44,974 | 201,621 | 121,207 | 28,806 | 14,192 | 11 | 37,983 | 72,142 | 46,910 | 29,535 |
| | M | 207,495 | 1,142 | 23,965 | 126,226 | 89,438 | 16,512 | 5,783 | 4 | 22,831 | 48,879 | 31,025 | 21,122 |
| | F | 131,926 | 417 | 21,009 | 75,395 | 31,769 | 12,294 | 8,409 | 7 | 15,152 | 23,263 | 15,885 | 8,413 |
| Daegu | S.T | 216,089 | 1,031 | 26,859 | 120,686 | 70,202 | 20,283 | 10,858 | 14 | 33,656 | 52,397 | 36,374 | 19,129 |
| | M | 131,630 | 736 | 14,397 | 76,916 | 52,967 | 11,098 | 3,982 | 10 | 18,506 | 34,601 | 23,561 | 13,387 |
| | F | 84,459 | 295 | 12,462 | 43,770 | 17,235 | 9,185 | 6,876 | 4 | 15,150 | 17,796 | 12,813 | 5,742 |
| Incheon | S.T | 253,696 | 834 | 21,550 | 146,804 | 94,389 | 26,196 | 8,994 | 10 | 45,352 | 62,567 | 44,243 | 22,003 |
| | M | 163,500 | 593 | 11,930 | 100,420 | 72,903 | 13,783 | 2,985 | 5 | 26,451 | 43,941 | 31,137 | 15,700 |
| | F | 90,196 | 241 | 9,620 | 46,384 | 21,486 | 12,413 | 6,009 | 5 | 18,901 | 18,626 | 13,106 | 6,303 |
| Gwangju | S.T | 125,047 | 471 | 10,661 | 77,593 | 43,349 | 8,283 | 5,480 | 8 | 19,101 | 24,920 | 15,323 | 10,885 |
| | M | 78,744 | 323 | 6,038 | 50,856 | 33,589 | 4,633 | 1,804 | 4 | 10,637 | 17,041 | 10,193 | 7,845 |
| | F | 46,303 | 148 | 4,623 | 26,737 | 9,760 | 3,650 | 3,676 | 4 | 8,464 | 7,879 | 5,130 | 3,040 |
| Daejeon | S.T | 140,861 | 296 | 14,916 | 83,940 | 47,787 | 11,156 | 5,834 | 566 | 24,656 | 30,791 | 21,574 | 11,012 |
| | M | 87,658 | 204 | 7,949 | 55,385 | 35,963 | 6,433 | 1,977 | 198 | 13,622 | 21,398 | 14,933 | 7,830 |
| | F | 53,203 | 92 | 6,967 | 28,555 | 11,824 | 4,723 | 3,857 | 368 | 11,034 | 9,393 | 6,641 | 3,182 |
| Ulsan | S.T | 116,139 | 363 | 7,712 | 73,023 | 41,718 | 7,794 | 3,545 | 1 | 19,383 | 28,510 | 18,194 | 12,086 |
| | M | 82,188 | 285 | 4,087 | 52,747 | 33,778 | 4,807 | 1,377 | - | 14,472 | 21,815 | 13,914 | 9,323 |
| | F | 33,951 | 78 | 3,625 | 20,276 | 7,940 | 2,987 | 2,168 | 1 | 4,911 | 6,695 | 4,280 | 2,763 |
| Sejong | S.T | 10,945 | 19 | 1,510 | 6,680 | 3,382 | 822 | 424 | 6 | 1,865 | 2,582 | 1,792 | 932 |
| | M | 6,747 | 15 | 698 | 4,296 | 2,638 | 461 | 201 | 2 | 982 | 1,795 | 1,238 | 670 |
| | F | 4,198 | 4 | 812 | 2,384 | 744 | 361 | 223 | 4 | 883 | 787 | 554 | 262 |
| Gyeonggi | S.T | 1,066,571 | 4,911 | 105,777 | 630,898 | 374,499 | 95,010 | 35,334 | 64 | 202,377 | 249,037 | 183,864 | 79,917 |
| | M | 687,535 | 3,420 | 56,828 | 430,665 | 291,588 | 48,799 | 11,371 | 25 | 124,042 | 176,217 | 129,742 | 57,956 |
| | F | 379,036 | 1,491 | 48,949 | 200,233 | 82,911 | 46,211 | 23,963 | 39 | 78,335 | 72,820 | 54,122 | 21,961 |
| Gangwon | S.T | 158,147 | 513 | 19,134 | 90,549 | 58,474 | 14,138 | 5,802 | 4 | 27,158 | 38,845 | 28,382 | 12,877 |
| | M | 98,159 | 360 | 10,294 | 58,576 | 44,638 | 7,414 | 2,565 | 3 | 14,324 | 26,001 | 18,736 | 9,070 |
| | F | 59,988 | 153 | 8,840 | 31,973 | 13,836 | 6,724 | 3,237 | 1 | 12,834 | 12,844 | 9,646 | 3,807 |
| Chungbuk | S.T | 170,162 | 596 | 16,190 | 105,992 | 55,860 | 14,649 | 5,837 | 35 | 32,255 | 40,675 | 29,413 | 13,856 |
| | M | 104,194 | 415 | 8,585 | 67,705 | 42,323 | 7,616 | 2,179 | 15 | 17,636 | 27,048 | 19,480 | 9,439 |
| | F | 65,968 | 181 | 7,605 | 38,287 | 13,537 | 7,033 | 3,658 | 20 | 14,619 | 13,627 | 9,933 | 4,417 |
| Chungnam | S.T | 214,003 | 733 | 24,956 | 127,631 | 70,378 | 18,846 | 7,881 | 92 | 43,563 | 52,584 | 39,121 | 16,866 |
| | M | 133,992 | 505 | 12,804 | 83,643 | 55,044 | 9,667 | 3,528 | 36 | 25,003 | 35,358 | 26,095 | 11,670 |
| | F | 80,011 | 228 | 12,152 | 43,988 | 15,334 | 9,179 | 4,353 | 56 | 18,560 | 17,226 | 13,026 | 5,196 |
| Jeonbuk | S.T | 176,131 | 717 | 19,823 | 107,776 | 58,571 | 13,922 | 9,978 | 15 | 19,435 | 38,408 | 25,398 | 15,241 |
| | M | 104,782 | 520 | 9,963 | 65,564 | 44,376 | 7,296 | 4,048 | 7 | 9,998 | 25,195 | 16,306 | 10,560 |
| | F | 71,349 | 197 | 9,860 | 42,212 | 14,195 | 6,626 | 5,930 | 8 | 9,437 | 13,213 | 9,092 | 4,681 |
| Jeonnam | S.T | 199,036 | 772 | 19,204 | 122,887 | 69,195 | 14,736 | 10,360 | 13 | 28,543 | 46,339 | 28,082 | 21,676 |
| | M | 120,346 | 556 | 10,016 | 75,061 | 53,144 | 8,214 | 5,002 | 5 | 14,946 | 29,298 | 17,033 | 14,640 |
| | F | 78,690 | 216 | 9,188 | 47,826 | 16,051 | 6,522 | 5,358 | 8 | 13,597 | 17,041 | 11,049 | 7,036 |

XX aX X

j aX X X

kaX X X X X X X X

X X X X (List of Key English Terminology)

XXX X `Number of actual examinees aX `Tuberculosis aX `other chest disease aX `Dyslipidemia aX

XXX X `liver disease aX `kidney disease aX `anemia aX `Osteoporosis aX `other disease aX

XXX X `Hypertension aX `diabetes aX

#

Based on General Health Screening by District and Gender

XX a

(Unit : Person)

| Division | | XGeneral suspected diseasea | | | | | | | | | × X *Suspected hypertension or diabetesa | | |
|---------------|-----|-----------------------------|--------------|----------------|----------------|----------------|---------------|---------------|-----------|----------------|---|----------------|---------------|
| | | | | | | | | | | | | | |
| Gyeongbuk | S.T | 276,582 | 1,575 | 33,314 | 156,624 | 91,769 | 24,551 | 12,718 | 17 | 52,710 | 62,757 | 43,132 | 23,535 |
| | M | 171,112 | 1,040 | 16,716 | 100,077 | 70,661 | 13,517 | 5,717 | 6 | 29,670 | 41,653 | 28,264 | 16,194 |
| | F | 105,470 | 535 | 16,598 | 56,547 | 21,108 | 11,034 | 7,001 | 11 | 23,040 | 21,104 | 14,868 | 7,341 |
| Gyeongnam | S.T | 334,477 | 1,776 | 44,384 | 200,096 | 112,456 | 24,948 | 13,794 | 10 | 52,120 | 76,655 | 50,182 | 31,100 |
| | M | 215,821 | 1,247 | 23,357 | 134,509 | 87,911 | 14,136 | 5,402 | 7 | 33,049 | 53,812 | 35,073 | 22,257 |
| | F | 118,656 | 529 | 21,027 | 65,587 | 24,545 | 10,812 | 8,392 | 3 | 19,071 | 22,843 | 15,109 | 8,843 |
| Jeju | S.T | 48,618 | 122 | 3,430 | 29,004 | 18,681 | 5,422 | 1,879 | - | 7,625 | 13,106 | 9,939 | 3,926 |
| | M | 30,046 | 85 | 1,950 | 18,395 | 14,479 | 2,899 | 663 | - | 4,584 | 8,750 | 6,516 | 2,829 |
| | F | 18,572 | 37 | 1,480 | 10,609 | 4,202 | 2,523 | 1,216 | - | 3,041 | 4,356 | 3,423 | 1,097 |
| Seoul | S.T | 843,033 | 4,131 | 102,281 | 479,304 | 281,491 | 78,469 | 28,414 | 47 | 163,690 | 190,139 | 139,516 | 61,774 |
| | M | 507,042 | 2,833 | 50,990 | 304,754 | 208,891 | 39,871 | 9,931 | 20 | 95,562 | 129,859 | 94,648 | 43,834 |
| | F | 335,991 | 1,298 | 51,291 | 174,550 | 72,600 | 38,598 | 18,483 | 27 | 68,128 | 60,280 | 44,868 | 17,940 |
| Jongno-gu | S.T | 13,174 | 72 | 1,787 | 7,255 | 4,254 | 1,036 | 437 | 1 | 2,571 | 2,773 | 1,957 | 981 |
| | M | 7,692 | 44 | 923 | 4,469 | 3,149 | 561 | 143 | - | 1,354 | 1,904 | 1,318 | 714 |
| | F | 5,482 | 28 | 864 | 2,786 | 1,105 | 475 | 294 | 1 | 1,217 | 869 | 639 | 267 |
| Jung-gu | S.T | 12,865 | 59 | 1,716 | 6,827 | 4,314 | 1,209 | 463 | - | 2,994 | 2,675 | 1,909 | 934 |
| | M | 7,706 | 40 | 921 | 4,385 | 3,193 | 620 | 143 | - | 1,623 | 1,838 | 1,305 | 673 |
| | F | 5,159 | 19 | 795 | 2,442 | 1,121 | 589 | 320 | - | 1,371 | 837 | 604 | 261 |
| Yongsan-gu | S.T | 18,239 | 82 | 2,544 | 10,596 | 6,204 | 1,570 | 592 | - | 2,889 | 4,147 | 3,008 | 1,354 |
| | M | 10,686 | 46 | 1,178 | 6,464 | 4,469 | 794 | 195 | - | 1,788 | 2,776 | 1,998 | 943 |
| | F | 7,553 | 36 | 1,366 | 4,132 | 1,735 | 776 | 397 | - | 1,101 | 1,371 | 1,010 | 411 |
| Seongdong-gu | S.T | 25,745 | 186 | 3,724 | 14,116 | 8,585 | 2,093 | 768 | 1 | 5,606 | 5,442 | 4,019 | 1,760 |
| | M | 15,364 | 114 | 1,937 | 9,024 | 6,419 | 1,138 | 262 | 1 | 2,953 | 3,738 | 2,756 | 1,243 |
| | F | 10,381 | 72 | 1,787 | 5,092 | 2,166 | 955 | 506 | - | 2,653 | 1,704 | 1,263 | 517 |
| Gwangjin-gu | S.T | 29,716 | 161 | 4,955 | 16,598 | 10,359 | 2,569 | 868 | 3 | 4,320 | 6,815 | 5,149 | 2,046 |
| | M | 17,860 | 103 | 2,313 | 10,609 | 7,677 | 1,339 | 294 | 2 | 2,742 | 4,624 | 3,472 | 1,450 |
| | F | 11,856 | 58 | 2,642 | 5,989 | 2,682 | 1,230 | 574 | 1 | 1,578 | 2,191 | 1,677 | 596 |
| Dongdaemun-gu | S.T | 30,567 | 167 | 4,237 | 16,170 | 10,040 | 2,875 | 915 | - | 7,074 | 6,461 | 4,635 | 2,239 |
| | M | 17,765 | 122 | 2,156 | 9,967 | 7,416 | 1,517 | 383 | - | 3,701 | 4,364 | 3,158 | 1,521 |
| | F | 12,802 | 45 | 2,081 | 6,203 | 2,624 | 1,358 | 532 | - | 3,373 | 2,097 | 1,477 | 718 |
| Jungnang-gu | S.T | 38,076 | 182 | 4,743 | 21,018 | 12,937 | 3,496 | 1,150 | - | 9,918 | 8,677 | 6,442 | 2,717 |
| | M | 22,284 | 130 | 2,454 | 13,197 | 9,392 | 1,770 | 482 | - | 5,285 | 5,915 | 4,364 | 1,922 |
| | F | 15,792 | 52 | 2,289 | 7,821 | 3,545 | 1,726 | 668 | - | 4,633 | 2,762 | 2,078 | 795 |
| Seongbuk-gu | S.T | 38,801 | 223 | 6,464 | 21,056 | 13,149 | 3,480 | 1,278 | 5 | 6,571 | 9,414 | 7,054 | 2,882 |
| | M | 22,899 | 162 | 3,163 | 13,159 | 9,646 | 1,793 | 461 | 3 | 3,707 | 6,225 | 4,598 | 2,026 |
| | F | 15,902 | 61 | 3,301 | 7,897 | 3,503 | 1,687 | 817 | 2 | 2,864 | 3,189 | 2,456 | 856 |
| Gangbuk-gu | S.T | 28,609 | 193 | 4,224 | 15,686 | 10,046 | 2,796 | 1,111 | 1 | 4,737 | 6,812 | 4,957 | 2,294 |
| | M | 16,535 | 140 | 2,114 | 9,419 | 7,281 | 1,427 | 463 | 1 | 2,648 | 4,491 | 3,250 | 1,567 |
| | F | 12,074 | 53 | 2,110 | 6,267 | 2,765 | 1,369 | 648 | - | 2,089 | 2,321 | 1,707 | 727 |
| Dobong-gu | S.T | 35,137 | 226 | 3,834 | 18,556 | 10,947 | 6,279 | 1,196 | 2 | 8,518 | 7,540 | 5,254 | 2,777 |
| | M | 20,335 | 163 | 2,045 | 11,679 | 8,066 | 2,594 | 461 | 1 | 4,714 | 5,148 | 3,535 | 1,978 |
| | F | 14,802 | 63 | 1,789 | 6,877 | 2,881 | 3,685 | 735 | 1 | 3,804 | 2,392 | 1,719 | 799 |
| Nowon-gu | S.T | 48,478 | 222 | 5,842 | 27,116 | 16,145 | 5,351 | 1,854 | 5 | 9,003 | 10,763 | 7,785 | 3,565 |
| | M | 30,012 | 162 | 3,069 | 17,806 | 12,176 | 2,784 | 660 | 2 | 5,533 | 7,498 | 5,436 | 2,514 |
| | F | 18,466 | 60 | 2,773 | 9,310 | 3,969 | 2,567 | 1,194 | 3 | 3,470 | 3,265 | 2,349 | 1,051 |

Note : 1) Based on Resident Registration Address

2) Includes examinees with overlapping diagnoses within each item

3) The number of actual examinees means total examinees who were diagnosed of suspected disease, and it is different from databases on table -4

제 I -9 표

Ü Ü

Table I -9

Detailed Statistics on First Diagnoses of Suspected Disease Status

| Division | | XGeneral suspected diseasea | | | | | | | | | × X `Suspected hypertension or diabetesa | | |
|-----------------|-----|-----------------------------|-------|--------|---------|---------|--------|--------|----|--------|--|--------|--------|
| | | | | | | | | | | | | | |
| Eunpyeong-gu | S.T | 39,966 | 253 | 3,875 | 23,398 | 13,454 | 4,413 | 1,276 | 1 | 7,743 | 9,443 | 6,948 | 3,101 |
| | M | 23,630 | 177 | 1,936 | 14,634 | 9,854 | 2,046 | 441 | 1 | 4,350 | 6,363 | 4,636 | 2,216 |
| | F | 16,336 | 76 | 1,939 | 8,764 | 3,600 | 2,367 | 835 | - | 3,393 | 3,080 | 2,312 | 885 |
| Seodaemun-gu | S.T | 24,751 | 115 | 2,207 | 14,070 | 8,109 | 2,031 | 1,087 | 7 | 5,776 | 6,270 | 4,677 | 1,980 |
| | M | 14,409 | 81 | 1,133 | 8,713 | 5,873 | 1,092 | 416 | 1 | 2,977 | 4,088 | 3,007 | 1,375 |
| | F | 10,342 | 34 | 1,074 | 5,357 | 2,236 | 939 | 671 | 6 | 2,799 | 2,182 | 1,670 | 605 |
| Mapo-gu | S.T | 31,192 | 143 | 3,587 | 18,759 | 10,524 | 2,537 | 1,260 | 2 | 5,069 | 7,229 | 5,302 | 2,378 |
| | M | 18,592 | 94 | 1,788 | 11,767 | 7,683 | 1,333 | 406 | 2 | 2,896 | 4,850 | 3,547 | 1,653 |
| | F | 12,600 | 49 | 1,799 | 6,992 | 2,841 | 1,204 | 854 | - | 2,173 | 2,379 | 1,755 | 725 |
| Yangcheon-gu | S.T | 39,433 | 150 | 5,140 | 23,360 | 13,413 | 2,880 | 1,394 | - | 6,285 | 8,241 | 5,928 | 2,894 |
| | M | 24,154 | 103 | 2,387 | 15,119 | 9,955 | 1,585 | 439 | - | 3,844 | 5,835 | 4,178 | 2,114 |
| | F | 15,279 | 47 | 2,753 | 8,241 | 3,458 | 1,295 | 955 | - | 2,441 | 2,406 | 1,750 | 780 |
| Gangseo-gu | S.T | 48,223 | 184 | 6,413 | 28,217 | 17,526 | 3,719 | 1,509 | 4 | 7,510 | 10,978 | 7,951 | 3,730 |
| | M | 29,080 | 127 | 2,725 | 18,084 | 12,918 | 1,950 | 466 | - | 4,452 | 7,558 | 5,447 | 2,647 |
| | F | 19,143 | 57 | 3,688 | 10,133 | 4,608 | 1,769 | 1,043 | 4 | 3,058 | 3,420 | 2,504 | 1,083 |
| Guro-gu | S.T | 37,651 | 145 | 5,131 | 21,814 | 13,489 | 2,830 | 1,344 | 6 | 5,202 | 9,665 | 7,458 | 2,776 |
| | M | 23,286 | 106 | 2,418 | 14,182 | 10,160 | 1,566 | 516 | 2 | 3,369 | 6,526 | 4,943 | 2,018 |
| | F | 14,365 | 39 | 2,713 | 7,632 | 3,329 | 1,264 | 828 | 4 | 1,833 | 3,139 | 2,515 | 758 |
| Geumcheon-gu | S.T | 22,571 | 131 | 2,396 | 13,476 | 7,704 | 1,971 | 737 | - | 4,321 | 5,448 | 3,744 | 2,034 |
| | M | 13,844 | 88 | 1,191 | 8,640 | 5,876 | 1,078 | 301 | - | 2,494 | 3,758 | 2,596 | 1,429 |
| | F | 8,727 | 43 | 1,205 | 4,836 | 1,828 | 893 | 436 | - | 1,827 | 1,690 | 1,148 | 605 |
| Yeongdeungpo-gu | S.T | 36,271 | 157 | 3,446 | 21,796 | 12,469 | 3,097 | 1,248 | - | 5,728 | 8,195 | 5,980 | 2,684 |
| | M | 22,570 | 115 | 1,798 | 14,119 | 9,414 | 1,739 | 449 | - | 3,471 | 5,645 | 4,116 | 1,884 |
| | F | 13,701 | 42 | 1,648 | 7,677 | 3,055 | 1,358 | 799 | - | 2,257 | 2,550 | 1,864 | 800 |
| Dongjak-gu | S.T | 30,676 | 152 | 3,566 | 18,150 | 9,926 | 2,859 | 1,031 | 2 | 4,309 | 7,353 | 5,397 | 2,370 |
| | M | 18,614 | 104 | 1,817 | 11,418 | 7,371 | 1,481 | 362 | 1 | 2,760 | 4,954 | 3,608 | 1,662 |
| | F | 12,062 | 48 | 1,749 | 6,732 | 2,555 | 1,378 | 669 | 1 | 1,549 | 2,399 | 1,789 | 708 |
| Gwanak-gu | S.T | 42,308 | 199 | 4,384 | 24,531 | 14,173 | 4,015 | 1,382 | 4 | 9,022 | 8,934 | 6,498 | 2,893 |
| | M | 25,411 | 133 | 2,107 | 15,615 | 10,499 | 1,904 | 531 | 3 | 5,164 | 6,149 | 4,487 | 2,013 |
| | F | 16,897 | 66 | 2,277 | 8,916 | 3,674 | 2,111 | 851 | 1 | 3,858 | 2,785 | 2,011 | 880 |
| Seocho-gu | S.T | 31,926 | 126 | 2,878 | 18,371 | 9,434 | 3,461 | 1,028 | - | 7,162 | 6,117 | 4,550 | 1,862 |
| | M | 19,669 | 84 | 1,553 | 11,889 | 7,216 | 1,660 | 272 | - | 4,545 | 4,334 | 3,207 | 1,358 |
| | F | 12,257 | 42 | 1,325 | 6,482 | 2,218 | 1,801 | 756 | - | 2,617 | 1,783 | 1,343 | 504 |
| Gangnam-gu | S.T | 43,016 | 192 | 4,828 | 24,727 | 12,923 | 3,780 | 1,426 | 1 | 9,068 | 8,741 | 6,404 | 2,756 |
| | M | 25,931 | 121 | 2,437 | 15,695 | 9,608 | 1,845 | 388 | - | 5,689 | 6,047 | 4,410 | 1,952 |
| | F | 17,085 | 71 | 2,391 | 9,032 | 3,315 | 1,935 | 1,038 | 1 | 3,379 | 2,694 | 1,994 | 804 |
| Songpa-gu | S.T | 54,408 | 215 | 5,566 | 30,232 | 17,907 | 4,355 | 1,791 | 1 | 12,761 | 12,196 | 9,136 | 3,751 |
| | M | 33,578 | 148 | 2,967 | 19,652 | 13,545 | 2,293 | 562 | - | 7,736 | 8,458 | 6,230 | 2,771 |
| | F | 20,830 | 67 | 2,599 | 10,580 | 4,362 | 2,062 | 1,229 | 1 | 5,025 | 3,738 | 2,906 | 980 |
| Gangdong-gu | S.T | 41,234 | 196 | 4,794 | 23,409 | 13,460 | 3,767 | 1,269 | 1 | 9,533 | 9,810 | 7,374 | 3,016 |
| | M | 25,136 | 126 | 2,460 | 15,049 | 10,035 | 1,962 | 435 | - | 5,767 | 6,773 | 5,046 | 2,191 |
| | F | 16,098 | 70 | 2,334 | 8,360 | 3,425 | 1,805 | 834 | 1 | 3,766 | 3,037 | 2,328 | 825 |
| Busan | S.T | 339,421 | 1,559 | 44,974 | 201,621 | 121,207 | 28,806 | 14,192 | 11 | 37,983 | 72,142 | 46,910 | 29,535 |
| | M | 207,495 | 1,142 | 23,965 | 126,226 | 89,438 | 16,512 | 5,783 | 4 | 22,831 | 48,879 | 31,025 | 21,122 |
| | F | 131,926 | 417 | 21,009 | 75,395 | 31,769 | 12,294 | 8,409 | 7 | 15,152 | 23,263 | 15,885 | 8,413 |

XX aX X

j aX X X X

kaX X X X X X X X

X X X X (List of Key English Terminology)

XXX X `Number of actual examinees aX `Tuberculosis aX `other chest disease aX `Dyslipidemia aX

XXX X `liver disease aX `kidney disease aX `anemia aX `Osteoporosis aX `other disease aX

XXX X `Hypertension aX `diabetes aX

#

O

Based on General Health Screening by District and Gender <Cont'd>

XX a

(Unit : Person)

| Division | | XGeneral suspected diseasea | | | | | | | | | × X Suspected hypertension or diabetesa | | |
|--------------|-----|-----------------------------|-----|-------|--------|--------|-------|-------|---|-------|---|-------|-------|
| | | | | | | | | | | | | | |
| Jung-gu | S.T | 4,818 | 28 | 694 | 2,773 | 1,759 | 456 | 198 | - | 520 | 1,161 | 818 | 417 |
| | M | 2,801 | 24 | 361 | 1,638 | 1,225 | 251 | 106 | - | 288 | 770 | 522 | 305 |
| | F | 2,017 | 4 | 333 | 1,135 | 534 | 205 | 92 | - | 232 | 391 | 296 | 112 |
| Seo-gu | S.T | 11,950 | 84 | 1,631 | 6,963 | 4,338 | 1,207 | 475 | 1 | 1,560 | 2,979 | 1,998 | 1,197 |
| | M | 6,854 | 72 | 854 | 3,962 | 3,077 | 697 | 237 | - | 855 | 1,912 | 1,257 | 810 |
| | F | 5,096 | 12 | 777 | 3,001 | 1,261 | 510 | 238 | 1 | 705 | 1,067 | 741 | 387 |
| Dong-gu | S.T | 10,281 | 64 | 1,413 | 5,845 | 3,538 | 1,112 | 437 | - | 1,723 | 2,422 | 1,660 | 938 |
| | M | 5,904 | 43 | 710 | 3,418 | 2,597 | 557 | 237 | - | 828 | 1,614 | 1,084 | 662 |
| | F | 4,377 | 21 | 703 | 2,427 | 941 | 555 | 200 | - | 895 | 808 | 576 | 276 |
| Yeongdo-gu | S.T | 13,570 | 56 | 2,704 | 7,189 | 4,807 | 1,847 | 560 | 2 | 1,360 | 2,909 | 1,782 | 1,316 |
| | M | 8,185 | 38 | 1,414 | 4,354 | 3,514 | 1,079 | 284 | 1 | 876 | 1,951 | 1,184 | 914 |
| | F | 5,385 | 18 | 1,290 | 2,835 | 1,293 | 768 | 276 | 1 | 484 | 958 | 598 | 402 |
| Busanjin-gu | S.T | 37,708 | 251 | 4,839 | 22,003 | 13,300 | 3,241 | 1,729 | - | 4,890 | 8,152 | 5,393 | 3,280 |
| | M | 22,558 | 179 | 2,542 | 13,513 | 9,837 | 1,803 | 694 | - | 2,623 | 5,366 | 3,456 | 2,286 |
| | F | 15,150 | 72 | 2,297 | 8,490 | 3,463 | 1,438 | 1,035 | - | 2,267 | 2,786 | 1,937 | 994 |
| Dongnae-gu | S.T | 26,257 | 98 | 4,001 | 15,693 | 9,164 | 1,772 | 1,017 | 1 | 2,480 | 4,786 | 2,932 | 2,106 |
| | M | 15,886 | 78 | 2,168 | 9,582 | 6,738 | 1,090 | 348 | - | 1,552 | 3,307 | 2,007 | 1,503 |
| | F | 10,371 | 20 | 1,833 | 6,111 | 2,426 | 682 | 669 | 1 | 928 | 1,479 | 925 | 603 |
| Nam-gu | S.T | 28,219 | 124 | 3,978 | 15,972 | 9,999 | 2,720 | 1,343 | 3 | 3,411 | 5,856 | 3,588 | 2,610 |
| | M | 17,018 | 84 | 2,083 | 9,994 | 7,331 | 1,505 | 538 | 2 | 1,891 | 3,962 | 2,383 | 1,833 |
| | F | 11,201 | 40 | 1,895 | 5,978 | 2,668 | 1,215 | 805 | 1 | 1,520 | 1,894 | 1,205 | 777 |
| Buk-gu | S.T | 29,566 | 162 | 3,570 | 17,976 | 10,685 | 2,349 | 1,189 | 2 | 3,369 | 6,428 | 4,193 | 2,610 |
| | M | 18,519 | 121 | 2,040 | 11,542 | 8,009 | 1,385 | 413 | 1 | 2,149 | 4,433 | 2,750 | 1,972 |
| | F | 11,047 | 41 | 1,530 | 6,434 | 2,676 | 964 | 776 | 1 | 1,220 | 1,995 | 1,443 | 638 |
| Haeundae-gu | S.T | 38,021 | 159 | 4,528 | 23,044 | 13,637 | 3,346 | 1,587 | - | 3,375 | 7,513 | 4,737 | 3,208 |
| | M | 23,335 | 105 | 2,491 | 14,559 | 10,001 | 1,809 | 623 | - | 2,123 | 5,134 | 3,210 | 2,253 |
| | F | 14,686 | 54 | 2,037 | 8,485 | 3,636 | 1,537 | 964 | - | 1,252 | 2,379 | 1,527 | 955 |
| Saha-gu | S.T | 34,531 | 110 | 3,233 | 21,265 | 12,955 | 2,853 | 1,370 | 1 | 4,095 | 8,062 | 5,401 | 3,099 |
| | M | 22,243 | 83 | 1,801 | 13,996 | 9,780 | 1,709 | 544 | - | 2,807 | 5,563 | 3,666 | 2,249 |
| | F | 12,288 | 27 | 1,432 | 7,269 | 3,175 | 1,144 | 826 | 1 | 1,288 | 2,499 | 1,735 | 850 |
| Geumjeong-gu | S.T | 24,346 | 88 | 4,415 | 14,264 | 8,412 | 1,757 | 968 | - | 2,263 | 4,848 | 3,095 | 2,049 |
| | M | 14,533 | 66 | 2,208 | 8,816 | 6,132 | 1,022 | 370 | - | 1,381 | 3,261 | 2,025 | 1,460 |
| | F | 9,813 | 22 | 2,207 | 5,448 | 2,280 | 735 | 598 | - | 882 | 1,587 | 1,070 | 589 |
| Gangseo-gu | S.T | 7,124 | 25 | 768 | 4,334 | 2,577 | 619 | 226 | - | 1,011 | 1,387 | 930 | 519 |
| | M | 4,777 | 20 | 428 | 3,005 | 2,005 | 352 | 107 | - | 674 | 978 | 627 | 397 |
| | F | 2,347 | 5 | 340 | 1,329 | 572 | 267 | 119 | - | 337 | 409 | 303 | 122 |
| Yeonje-gu | S.T | 19,680 | 68 | 2,651 | 11,734 | 6,917 | 1,593 | 815 | - | 2,005 | 4,108 | 2,809 | 1,535 |
| | M | 11,881 | 48 | 1,403 | 7,176 | 5,054 | 921 | 325 | - | 1,196 | 2,782 | 1,841 | 1,111 |
| | F | 7,799 | 20 | 1,248 | 4,558 | 1,863 | 672 | 490 | - | 809 | 1,326 | 968 | 424 |
| Suyeong-gu | S.T | 16,968 | 61 | 2,119 | 10,127 | 5,816 | 1,425 | 705 | 1 | 2,377 | 3,383 | 2,181 | 1,419 |
| | M | 9,870 | 41 | 1,058 | 6,082 | 4,066 | 798 | 306 | - | 1,348 | 2,282 | 1,425 | 1,022 |
| | F | 7,098 | 20 | 1,061 | 4,045 | 1,750 | 627 | 399 | 1 | 1,029 | 1,101 | 756 | 397 |
| Sasang-gu | S.T | 26,076 | 151 | 3,310 | 15,900 | 9,494 | 1,802 | 1,089 | - | 2,677 | 6,098 | 4,120 | 2,351 |
| | M | 16,435 | 113 | 1,811 | 10,206 | 7,169 | 1,097 | 442 | - | 1,679 | 4,145 | 2,726 | 1,707 |
| | F | 9,641 | 38 | 1,499 | 5,694 | 2,325 | 705 | 647 | - | 998 | 1,953 | 1,394 | 644 |

Note : 1) Based on Resident Registration Address

2) Includes examinees with overlapping diagnoses within each item

3) The number of actual examinees means total examinees who were diagnosed of suspected disease, and it is different from databases on table -4

제 I -9 표

Ü Ü

Table I -9

Detailed Statistics on First Diagnoses of Suspected Disease Status

| Division | | XGeneral suspected diseasea | | | | | | | | | × X `Suspected hypertension or diabetesa | | |
|--------------|-----|-----------------------------|-------|--------|---------|--------|--------|--------|----|--------|--|--------|--------|
| | | | | | | | | | | | | | |
| Gijang-gun | S.T | 10,306 | 30 | 1,120 | 6,539 | 3,809 | 707 | 484 | - | 867 | 2,050 | 1,273 | 881 |
| | M | 6,696 | 27 | 593 | 4,383 | 2,903 | 437 | 209 | - | 561 | 1,419 | 862 | 638 |
| | F | 3,610 | 3 | 527 | 2,156 | 906 | 270 | 275 | - | 306 | 631 | 411 | 243 |
| Daegu | S.T | 216,089 | 1,031 | 26,859 | 120,686 | 70,202 | 20,283 | 10,858 | 14 | 33,656 | 52,397 | 36,374 | 19,129 |
| | M | 131,630 | 736 | 14,397 | 76,916 | 52,967 | 11,098 | 3,982 | 10 | 18,506 | 34,601 | 23,561 | 13,387 |
| | F | 84,459 | 295 | 12,462 | 43,770 | 17,235 | 9,185 | 6,876 | 4 | 15,150 | 17,796 | 12,813 | 5,742 |
| Jung-gu | S.T | 6,562 | 38 | 1,019 | 3,491 | 1,949 | 662 | 368 | - | 1,177 | 1,586 | 1,111 | 538 |
| | M | 3,676 | 25 | 518 | 2,012 | 1,404 | 373 | 160 | - | 562 | 986 | 678 | 355 |
| | F | 2,886 | 13 | 501 | 1,479 | 545 | 289 | 208 | - | 615 | 600 | 433 | 183 |
| Dong-gu | S.T | 31,588 | 115 | 4,091 | 17,165 | 10,168 | 2,815 | 1,372 | - | 6,386 | 7,590 | 5,291 | 2,750 |
| | M | 18,570 | 83 | 2,077 | 10,586 | 7,535 | 1,531 | 546 | - | 3,196 | 4,882 | 3,293 | 1,928 |
| | F | 13,018 | 32 | 2,014 | 6,579 | 2,633 | 1,284 | 826 | - | 3,190 | 2,708 | 1,998 | 822 |
| Seo-gu | S.T | 20,321 | 155 | 2,766 | 11,704 | 6,802 | 1,944 | 964 | 1 | 2,396 | 5,462 | 3,651 | 2,165 |
| | M | 11,750 | 111 | 1,444 | 6,914 | 4,858 | 1,031 | 429 | - | 1,215 | 3,386 | 2,231 | 1,415 |
| | F | 8,571 | 44 | 1,322 | 4,790 | 1,944 | 913 | 535 | 1 | 1,181 | 2,076 | 1,420 | 750 |
| Nam-gu | S.T | 14,272 | 71 | 2,044 | 7,592 | 4,268 | 1,738 | 689 | - | 3,155 | 3,320 | 2,335 | 1,185 |
| | M | 7,989 | 49 | 974 | 4,473 | 3,025 | 856 | 311 | - | 1,521 | 2,034 | 1,413 | 767 |
| | F | 6,283 | 22 | 1,070 | 3,119 | 1,243 | 882 | 378 | - | 1,634 | 1,286 | 922 | 418 |
| Buk-gu | S.T | 37,270 | 130 | 4,383 | 21,480 | 13,431 | 3,249 | 1,975 | 4 | 3,849 | 9,041 | 6,045 | 3,551 |
| | M | 23,445 | 95 | 2,465 | 13,975 | 10,283 | 1,866 | 670 | 4 | 2,292 | 6,139 | 4,117 | 2,450 |
| | F | 13,825 | 35 | 1,918 | 7,505 | 3,148 | 1,383 | 1,305 | - | 1,557 | 2,902 | 1,928 | 1,101 |
| Suseong-gu | S.T | 37,459 | 149 | 4,772 | 20,621 | 11,722 | 3,540 | 1,839 | 7 | 6,039 | 8,144 | 5,694 | 2,880 |
| | M | 22,580 | 90 | 2,596 | 13,093 | 8,782 | 1,807 | 584 | 5 | 3,426 | 5,438 | 3,655 | 2,116 |
| | F | 14,879 | 59 | 2,176 | 7,528 | 2,940 | 1,733 | 1,255 | 2 | 2,613 | 2,706 | 2,039 | 764 |
| Dalseo-gu | S.T | 51,858 | 278 | 5,834 | 29,026 | 16,337 | 4,902 | 2,636 | 1 | 8,690 | 12,505 | 8,893 | 4,362 |
| | M | 32,787 | 206 | 3,291 | 19,372 | 12,743 | 2,813 | 868 | - | 5,123 | 8,596 | 5,986 | 3,187 |
| | F | 19,071 | 72 | 2,543 | 9,654 | 3,594 | 2,089 | 1,768 | 1 | 3,567 | 3,909 | 2,907 | 1,175 |
| Dalseong-gun | S.T | 16,759 | 95 | 1,950 | 9,607 | 5,525 | 1,433 | 1,015 | 1 | 1,964 | 4,749 | 3,354 | 1,698 |
| | M | 10,833 | 77 | 1,032 | 6,491 | 4,337 | 821 | 414 | 1 | 1,171 | 3,140 | 2,188 | 1,169 |
| | F | 5,926 | 18 | 918 | 3,116 | 1,188 | 612 | 601 | - | 793 | 1,609 | 1,166 | 529 |
| Incheon | S.T | 253,696 | 834 | 21,550 | 146,804 | 94,389 | 26,196 | 8,994 | 10 | 45,352 | 62,567 | 44,243 | 22,003 |
| | M | 163,500 | 593 | 11,930 | 100,420 | 72,903 | 13,783 | 2,985 | 5 | 26,451 | 43,941 | 31,137 | 15,700 |
| | F | 90,196 | 241 | 9,620 | 46,384 | 21,486 | 12,413 | 6,009 | 5 | 18,901 | 18,626 | 13,106 | 6,303 |
| Jung-gu | S.T | 9,559 | 13 | 682 | 5,697 | 3,558 | 1,167 | 264 | - | 1,795 | 2,194 | 1,464 | 889 |
| | M | 6,204 | 9 | 369 | 3,918 | 2,778 | 635 | 94 | - | 1,054 | 1,558 | 1,062 | 619 |
| | F | 3,355 | 4 | 313 | 1,779 | 780 | 532 | 170 | - | 741 | 636 | 402 | 270 |
| Dong-gu | S.T | 8,222 | 19 | 884 | 4,660 | 3,079 | 937 | 230 | - | 1,428 | 2,107 | 1,374 | 889 |
| | M | 5,127 | 17 | 484 | 3,041 | 2,346 | 513 | 99 | - | 683 | 1,446 | 960 | 595 |
| | F | 3,095 | 2 | 400 | 1,619 | 733 | 424 | 131 | - | 745 | 661 | 414 | 294 |
| Nam-gu | S.T | 39,446 | 140 | 3,361 | 21,832 | 14,227 | 5,150 | 1,382 | 1 | 8,093 | 9,923 | 6,744 | 3,793 |
| | M | 24,362 | 92 | 1,973 | 14,324 | 10,859 | 2,601 | 512 | - | 4,214 | 6,701 | 4,611 | 2,542 |
| | F | 15,084 | 48 | 1,388 | 7,508 | 3,368 | 2,549 | 870 | 1 | 3,879 | 3,222 | 2,133 | 1,251 |
| Yeonsu-gu | S.T | 26,344 | 66 | 1,871 | 14,820 | 9,701 | 2,990 | 973 | - | 5,571 | 5,701 | 4,114 | 1,898 |
| | M | 17,371 | 46 | 1,072 | 10,555 | 7,580 | 1,623 | 308 | - | 3,331 | 4,200 | 3,029 | 1,434 |
| | F | 8,973 | 20 | 799 | 4,265 | 2,121 | 1,367 | 665 | - | 2,240 | 1,501 | 1,085 | 464 |

XXaX X

j aX X X

kaX X X X X X X

dX

` I e l a X X

X X X X (List of Key English Terminology)

XXX X `Number of actual examineesaX

`TuberculosisaX

`other chest diseaseaX

`Dyslipidemiaa

XXX X `liver diseaseaX

`kidney diseaseaX

`anemiaaX

`OsteoporosisaX

`other diseasea

XXX X `HypertensionaX

`diabetesa

#

O

Based on General Health Screening by District and Gender <Cont'd>

XX a

(Unit : Person)

| Division | | XGeneral suspected diseasea | | | | | | | | | Suspected hypertension or diabetesa | | |
|-------------|-----|-----------------------------|------------|---------------|---------------|---------------|---------------|--------------|------------|---------------|-------------------------------------|---------------|---------------|
| | | | | | | | | | | | | | |
| Namdong-gu | S.T | 43,325 | 137 | 3,596 | 25,981 | 16,535 | 4,171 | 1,664 | 4 | 5,643 | 11,065 | 7,905 | 3,753 |
| | M | 28,931 | 93 | 2,031 | 18,202 | 12,972 | 2,200 | 516 | 2 | 3,876 | 7,851 | 5,613 | 2,720 |
| | F | 14,394 | 44 | 1,565 | 7,779 | 3,563 | 1,971 | 1,148 | 2 | 1,767 | 3,214 | 2,292 | 1,033 |
| Bupyeong-gu | S.T | 45,984 | 176 | 4,543 | 25,901 | 16,554 | 4,259 | 1,735 | 3 | 8,378 | 11,358 | 8,163 | 3,863 |
| | M | 29,709 | 135 | 2,438 | 17,906 | 12,975 | 2,219 | 531 | 1 | 4,914 | 8,128 | 5,822 | 2,844 |
| | F | 16,275 | 41 | 2,105 | 7,995 | 3,579 | 2,040 | 1,204 | 2 | 3,464 | 3,230 | 2,341 | 1,019 |
| Gyeyang-gu | S.T | 31,159 | 95 | 2,529 | 18,541 | 11,460 | 2,635 | 1,110 | 1 | 6,733 | 7,588 | 5,648 | 2,366 |
| | M | 19,563 | 67 | 1,312 | 12,385 | 8,583 | 1,325 | 340 | 1 | 3,839 | 5,295 | 3,902 | 1,740 |
| | F | 11,596 | 28 | 1,217 | 6,156 | 2,877 | 1,310 | 770 | - | 2,894 | 2,293 | 1,746 | 626 |
| Seo-gu | S.T | 39,616 | 149 | 3,154 | 23,591 | 15,943 | 3,771 | 1,314 | 1 | 5,535 | 9,894 | 6,947 | 3,548 |
| | M | 26,446 | 104 | 1,782 | 16,646 | 12,314 | 2,123 | 410 | 1 | 3,531 | 7,041 | 4,949 | 2,564 |
| | F | 13,170 | 45 | 1,372 | 6,945 | 3,629 | 1,648 | 904 | - | 2,004 | 2,853 | 1,998 | 984 |
| Ganghwa-gun | S.T | 7,324 | 27 | 731 | 4,336 | 2,320 | 810 | 275 | - | 1,306 | 2,099 | 1,458 | 750 |
| | M | 4,073 | 21 | 351 | 2,456 | 1,696 | 375 | 149 | - | 620 | 1,299 | 892 | 483 |
| | F | 3,251 | 6 | 380 | 1,880 | 624 | 435 | 126 | - | 686 | 800 | 566 | 267 |
| Ongjin-gun | S.T | 2,717 | 12 | 199 | 1,445 | 1,012 | 306 | 47 | - | 870 | 638 | 426 | 254 |
| | M | 1,714 | 9 | 118 | 987 | 800 | 169 | 26 | - | 389 | 422 | 297 | 159 |
| | F | 1,003 | 3 | 81 | 458 | 212 | 137 | 21 | - | 481 | 216 | 129 | 95 |
| Gwangju | S.T | 125,047 | 471 | 10,661 | 77,593 | 43,349 | 8,283 | 5,480 | 8 | 19,101 | 24,920 | 15,323 | 10,885 |
| | M | 78,744 | 323 | 6,038 | 50,856 | 33,589 | 4,633 | 1,804 | 4 | 10,637 | 17,041 | 10,193 | 7,845 |
| | F | 46,303 | 148 | 4,623 | 26,737 | 9,760 | 3,650 | 3,676 | 4 | 8,464 | 7,879 | 5,130 | 3,040 |
| Dong-gu | S.T | 9,110 | 40 | 964 | 5,217 | 3,076 | 1,030 | 462 | - | 1,388 | 1,980 | 1,284 | 805 |
| | M | 5,267 | 26 | 546 | 3,122 | 2,229 | 523 | 184 | - | 703 | 1,305 | 825 | 559 |
| | F | 3,843 | 14 | 418 | 2,095 | 847 | 507 | 278 | - | 685 | 675 | 459 | 246 |
| Seo-gu | S.T | 26,160 | 100 | 2,087 | 15,914 | 8,916 | 1,677 | 1,085 | - | 4,915 | 5,173 | 3,213 | 2,214 |
| | M | 16,584 | 68 | 1,189 | 10,565 | 7,001 | 974 | 324 | - | 2,734 | 3,596 | 2,184 | 1,619 |
| | F | 9,576 | 32 | 898 | 5,349 | 1,915 | 703 | 761 | - | 2,181 | 1,577 | 1,029 | 595 |
| Nam-gu | S.T | 18,139 | 47 | 1,505 | 10,980 | 5,955 | 1,278 | 785 | 1 | 3,279 | 3,734 | 2,309 | 1,608 |
| | M | 10,665 | 40 | 812 | 6,610 | 4,472 | 695 | 275 | 1 | 1,731 | 2,442 | 1,460 | 1,119 |
| | F | 7,474 | 7 | 693 | 4,370 | 1,483 | 583 | 510 | - | 1,548 | 1,292 | 849 | 489 |
| Buk-gu | S.T | 38,714 | 197 | 3,927 | 23,696 | 12,990 | 2,653 | 1,858 | 2 | 5,851 | 7,709 | 4,723 | 3,414 |
| | M | 23,680 | 123 | 2,202 | 15,020 | 9,852 | 1,493 | 612 | - | 3,272 | 5,131 | 3,045 | 2,418 |
| | F | 15,034 | 74 | 1,725 | 8,676 | 3,138 | 1,160 | 1,246 | 2 | 2,579 | 2,578 | 1,678 | 996 |
| Gwangsan-gu | S.T | 32,924 | 87 | 2,178 | 21,786 | 12,412 | 1,645 | 1,290 | 5 | 3,668 | 6,324 | 3,794 | 2,844 |
| | M | 22,548 | 66 | 1,289 | 15,539 | 10,035 | 948 | 409 | 3 | 2,197 | 4,567 | 2,679 | 2,130 |
| | F | 10,376 | 21 | 889 | 6,247 | 2,377 | 697 | 881 | 2 | 1,471 | 1,757 | 1,115 | 714 |
| Daejeon | S.T | 140,861 | 296 | 14,916 | 83,940 | 47,787 | 11,156 | 5,834 | 566 | 24,656 | 30,791 | 21,574 | 11,012 |
| | M | 87,658 | 204 | 7,949 | 55,385 | 35,963 | 6,433 | 1,977 | 198 | 13,622 | 21,398 | 14,933 | 7,830 |
| | F | 53,203 | 92 | 6,967 | 28,555 | 11,824 | 4,723 | 3,857 | 368 | 11,034 | 9,393 | 6,641 | 3,182 |
| Dong-gu | S.T | 24,216 | 47 | 2,575 | 13,976 | 7,976 | 2,114 | 889 | 140 | 5,643 | 5,168 | 3,666 | 1,839 |
| | M | 14,400 | 32 | 1,255 | 8,922 | 5,843 | 1,173 | 363 | 50 | 2,819 | 3,493 | 2,476 | 1,265 |
| | F | 9,816 | 15 | 1,320 | 5,054 | 2,133 | 941 | 526 | 90 | 2,824 | 1,675 | 1,190 | 574 |
| Jung-gu | S.T | 26,174 | 61 | 3,115 | 15,179 | 8,542 | 1,985 | 1,112 | 213 | 5,683 | 5,704 | 3,955 | 2,084 |
| | M | 15,365 | 40 | 1,718 | 9,408 | 6,171 | 1,174 | 439 | 69 | 2,880 | 3,782 | 2,587 | 1,433 |
| | F | 10,809 | 21 | 1,397 | 5,771 | 2,371 | 811 | 673 | 144 | 2,803 | 1,922 | 1,368 | 651 |

Note : 1) Based on Resident Registration Address

2) Includes examinees with overlapping diagnoses within each item

3) The number of actual examinees means total examinees who were diagnosed of suspected disease, and it is different from databases on table -4

Table I -9

Detailed Statistics on First Diagnoses of Suspected Disease Status Basec

| Division | | XGeneral suspected diseasea | | | | | | | | | × X `Suspected hypertension or diabetesa | | |
|-------------------------|-----|-----------------------------|--------------|----------------|----------------|----------------|---------------|---------------|-----------|----------------|--|----------------|---------------|
| | | | | | | | | | | | | | |
| Seo-gu | S.T | 43,267 | 85 | 4,698 | 25,545 | 14,852 | 3,265 | 1,902 | 117 | 6,823 | 9,117 | 6,293 | 3,345 |
| | M | 26,941 | 64 | 2,556 | 16,948 | 11,130 | 1,804 | 574 | 40 | 3,900 | 6,326 | 4,326 | 2,408 |
| | F | 16,326 | 21 | 2,142 | 8,597 | 3,722 | 1,461 | 1,328 | 77 | 2,923 | 2,791 | 1,967 | 937 |
| Yuseong-gu | S.T | 27,178 | 41 | 2,225 | 17,109 | 9,457 | 2,050 | 1,162 | 53 | 3,616 | 5,839 | 4,248 | 1,905 |
| | M | 18,460 | 29 | 1,228 | 12,183 | 7,580 | 1,244 | 353 | 19 | 2,421 | 4,354 | 3,166 | 1,445 |
| | F | 8,718 | 12 | 997 | 4,926 | 1,877 | 806 | 809 | 34 | 1,195 | 1,485 | 1,082 | 460 |
| Daedeok-gu | S.T | 20,026 | 62 | 2,303 | 12,131 | 6,960 | 1,742 | 769 | 43 | 2,891 | 4,963 | 3,412 | 1,839 |
| | M | 12,492 | 39 | 1,192 | 7,924 | 5,239 | 1,038 | 248 | 20 | 1,602 | 3,443 | 2,378 | 1,279 |
| | F | 7,534 | 23 | 1,111 | 4,207 | 1,721 | 704 | 521 | 23 | 1,289 | 1,520 | 1,034 | 560 |
| Ulsan | S.T | 116,139 | 363 | 7,712 | 73,023 | 41,718 | 7,794 | 3,545 | 1 | 19,383 | 28,510 | 18,194 | 12,086 |
| | M | 82,188 | 285 | 4,087 | 52,747 | 33,778 | 4,807 | 1,377 | - | 14,472 | 21,815 | 13,914 | 9,323 |
| | F | 33,951 | 78 | 3,625 | 20,276 | 7,940 | 2,987 | 2,168 | 1 | 4,911 | 6,695 | 4,280 | 2,763 |
| Jung-gu | S.T | 22,444 | 87 | 1,525 | 14,057 | 8,399 | 1,401 | 696 | - | 3,170 | 5,884 | 3,787 | 2,483 |
| | M | 15,424 | 64 | 821 | 9,749 | 6,571 | 857 | 265 | - | 2,575 | 4,355 | 2,811 | 1,865 |
| | F | 7,020 | 23 | 704 | 4,308 | 1,828 | 544 | 431 | - | 595 | 1,529 | 976 | 618 |
| Nam-gu | S.T | 34,535 | 99 | 2,173 | 21,835 | 12,027 | 1,986 | 1,071 | - | 6,892 | 7,978 | 4,929 | 3,504 |
| | M | 23,989 | 78 | 1,109 | 15,528 | 9,709 | 1,207 | 393 | - | 4,913 | 6,029 | 3,735 | 2,661 |
| | F | 10,546 | 21 | 1,064 | 6,307 | 2,318 | 779 | 678 | - | 1,979 | 1,949 | 1,194 | 843 |
| Dong-gu | S.T | 17,687 | 57 | 845 | 10,749 | 6,523 | 1,738 | 535 | - | 1,788 | 4,610 | 2,950 | 1,927 |
| | M | 12,819 | 48 | 519 | 7,832 | 5,278 | 1,190 | 236 | - | 1,179 | 3,647 | 2,295 | 1,553 |
| | F | 4,868 | 9 | 326 | 2,917 | 1,245 | 548 | 299 | - | 609 | 963 | 655 | 374 |
| Buk-gu | S.T | 19,464 | 55 | 1,201 | 12,713 | 6,952 | 941 | 496 | 1 | 3,429 | 5,135 | 3,429 | 2,024 |
| | M | 15,253 | 47 | 720 | 10,206 | 5,962 | 662 | 170 | - | 3,057 | 4,218 | 2,840 | 1,653 |
| | F | 4,211 | 8 | 481 | 2,507 | 990 | 279 | 326 | 1 | 372 | 917 | 589 | 371 |
| Ulju-gun | S.T | 22,009 | 65 | 1,968 | 13,669 | 7,817 | 1,728 | 747 | - | 4,104 | 4,903 | 3,099 | 2,148 |
| | M | 14,703 | 48 | 918 | 9,432 | 6,258 | 891 | 313 | - | 2,748 | 3,566 | 2,233 | 1,591 |
| | F | 7,306 | 17 | 1,050 | 4,237 | 1,559 | 837 | 434 | - | 1,356 | 1,337 | 866 | 557 |
| Sejong | S.T | 10,945 | 19 | 1,510 | 6,680 | 3,382 | 822 | 424 | 6 | 1,865 | 2,582 | 1,792 | 932 |
| | M | 6,747 | 15 | 698 | 4,296 | 2,638 | 461 | 201 | 2 | 982 | 1,795 | 1,238 | 670 |
| | F | 4,198 | 4 | 812 | 2,384 | 744 | 361 | 223 | 4 | 883 | 787 | 554 | 262 |
| Gyeonggi | S.T | 1,066,571 | 4,911 | 105,777 | 630,898 | 374,499 | 95,010 | 35,334 | 64 | 202,377 | 249,037 | 183,864 | 79,917 |
| | M | 687,535 | 3,420 | 56,828 | 430,665 | 291,588 | 48,799 | 11,371 | 25 | 124,042 | 176,217 | 129,742 | 57,956 |
| | F | 379,036 | 1,491 | 48,949 | 200,233 | 82,911 | 46,211 | 23,963 | 39 | 78,335 | 72,820 | 54,122 | 21,961 |
| Suwon-si Jangan-gu | S.T | 23,529 | 135 | 1,564 | 14,849 | 8,394 | 1,830 | 816 | 2 | 3,413 | 5,150 | 3,655 | 1,776 |
| | M | 15,581 | 98 | 919 | 10,179 | 6,555 | 1,025 | 217 | 2 | 2,356 | 3,770 | 2,694 | 1,286 |
| | F | 7,948 | 37 | 645 | 4,670 | 1,839 | 805 | 599 | - | 1,057 | 1,380 | 961 | 490 |
| Suwon-si Gwonseon-gu | S.T | 26,791 | 128 | 1,954 | 16,980 | 9,990 | 1,801 | 836 | - | 3,954 | 5,773 | 4,245 | 1,904 |
| | M | 17,794 | 92 | 1,110 | 11,678 | 7,789 | 1,020 | 247 | - | 2,600 | 4,211 | 3,073 | 1,439 |
| | F | 8,997 | 36 | 844 | 5,302 | 2,201 | 781 | 589 | - | 1,354 | 1,562 | 1,172 | 465 |
| Suwon-si Paldal-gu | S.T | 17,905 | 123 | 1,672 | 10,999 | 6,226 | 1,464 | 561 | 1 | 2,785 | 3,649 | 2,651 | 1,190 |
| | M | 11,187 | 71 | 840 | 7,158 | 4,706 | 792 | 174 | 1 | 1,704 | 2,576 | 1,850 | 877 |
| | F | 6,718 | 52 | 832 | 3,841 | 1,520 | 672 | 387 | - | 1,081 | 1,073 | 801 | 313 |

XX aX X

j aX X X X

kaX X X X X X X X

X X X X (List of Key English Terminology)

XXX X `Number of actual examinees aX `Tuberculosis aX `other chest disease aX `Dyslipidemia aX

XXX X `liver disease aX `kidney disease aX `anemia aX `Osteoporosis aX `other disease aX

XXX X `Hypertension aX `diabetes aX

l on General Health Screening by District and Gender <Cont'd>

XX a

(Unit : Person)

| Division | | XGeneral suspected diseasea | | | | | | | | | × X Suspected hypertension or diabetesa | | |
|---------------------------|-----|-----------------------------|-----|-------|--------|--------|-------|-------|---|--------|--|-------|-------|
| | | | | | | | | | | | | | |
| Suwon-si Yeongtong-gu | S.T | 23,262 | 81 | 1,813 | 14,598 | 7,998 | 1,541 | 727 | 1 | 3,864 | 4,445 | 3,271 | 1,414 |
| | M | 16,865 | 56 | 1,261 | 11,043 | 6,767 | 857 | 161 | - | 2,729 | 3,433 | 2,515 | 1,111 |
| | F | 6,397 | 25 | 552 | 3,555 | 1,231 | 684 | 566 | 1 | 1,135 | 1,012 | 756 | 303 |
| Seongnam-si Sujeong-gu | S.T | 20,293 | 79 | 2,499 | 11,467 | 7,650 | 2,017 | 741 | 4 | 3,077 | 5,132 | 3,763 | 1,662 |
| | M | 12,363 | 58 | 1,302 | 7,281 | 5,655 | 1,076 | 235 | 2 | 1,923 | 3,520 | 2,625 | 1,124 |
| | F | 7,930 | 21 | 1,197 | 4,186 | 1,995 | 941 | 506 | 2 | 1,154 | 1,612 | 1,138 | 538 |
| Seongnam-si Jungwon-gu | S.T | 22,423 | 75 | 3,096 | 11,912 | 8,609 | 2,814 | 784 | 2 | 3,280 | 5,665 | 4,300 | 1,702 |
| | M | 13,566 | 55 | 1,541 | 7,551 | 6,354 | 1,379 | 279 | 1 | 1,992 | 3,821 | 2,871 | 1,207 |
| | F | 8,857 | 20 | 1,555 | 4,361 | 2,255 | 1,435 | 505 | 1 | 1,288 | 1,844 | 1,429 | 495 |
| Seongnam-si Bundang-gu | S.T | 36,503 | 101 | 3,760 | 21,101 | 11,921 | 3,689 | 1,351 | 2 | 6,072 | 7,233 | 5,335 | 2,246 |
| | M | 23,662 | 60 | 1,995 | 14,444 | 9,315 | 1,854 | 395 | 1 | 4,263 | 5,234 | 3,875 | 1,641 |
| | F | 12,841 | 41 | 1,765 | 6,657 | 2,606 | 1,835 | 956 | 1 | 1,809 | 1,999 | 1,460 | 605 |
| Uijeongbu-si | S.T | 37,180 | 156 | 4,337 | 20,665 | 12,847 | 3,337 | 1,369 | 6 | 8,497 | 8,146 | 5,467 | 3,156 |
| | M | 22,344 | 102 | 2,292 | 13,322 | 9,375 | 1,751 | 501 | 1 | 4,558 | 5,592 | 3,761 | 2,210 |
| | F | 14,836 | 54 | 2,045 | 7,343 | 3,472 | 1,586 | 868 | 5 | 3,939 | 2,554 | 1,706 | 946 |
| Anyang-si Manan-gu | S.T | 23,406 | 82 | 2,190 | 14,072 | 8,242 | 2,024 | 855 | - | 3,928 | 6,024 | 4,469 | 1,931 |
| | M | 14,786 | 66 | 1,148 | 9,284 | 6,316 | 1,096 | 271 | - | 2,531 | 4,210 | 3,095 | 1,425 |
| | F | 8,620 | 16 | 1,042 | 4,788 | 1,926 | 928 | 584 | - | 1,397 | 1,814 | 1,374 | 506 |
| Anyang-si Dongan-gu | S.T | 30,089 | 98 | 2,282 | 18,642 | 10,001 | 2,560 | 1,030 | - | 5,477 | 6,989 | 5,068 | 2,266 |
| | M | 19,378 | 64 | 1,340 | 12,521 | 7,844 | 1,341 | 287 | - | 3,570 | 5,005 | 3,587 | 1,704 |
| | F | 10,711 | 34 | 942 | 6,121 | 2,157 | 1,219 | 743 | - | 1,907 | 1,984 | 1,481 | 562 |
| Bucheon-si Wonmi-gu | S.T | 37,518 | 123 | 5,191 | 21,539 | 13,255 | 3,937 | 1,339 | 6 | 3,487 | 8,652 | 6,348 | 2,739 |
| | M | 23,561 | 90 | 2,550 | 14,459 | 10,232 | 1,833 | 376 | 2 | 2,526 | 6,154 | 4,505 | 2,018 |
| | F | 13,957 | 33 | 2,641 | 7,080 | 3,023 | 2,104 | 963 | 4 | 961 | 2,498 | 1,843 | 721 |
| Bucheon-si Sosa-gu | S.T | 19,272 | 68 | 2,098 | 11,515 | 6,734 | 2,034 | 672 | 1 | 2,221 | 4,789 | 3,620 | 1,414 |
| | M | 12,008 | 52 | 1,061 | 7,538 | 5,178 | 933 | 234 | - | 1,510 | 3,279 | 2,437 | 1,028 |
| | F | 7,264 | 16 | 1,037 | 3,977 | 1,556 | 1,101 | 438 | 1 | 711 | 1,510 | 1,183 | 386 |
| Bucheon-si Ojeong-gu | S.T | 16,260 | 54 | 1,753 | 9,578 | 5,947 | 1,573 | 602 | 2 | 1,945 | 4,259 | 3,183 | 1,341 |
| | M | 10,134 | 36 | 814 | 6,353 | 4,650 | 755 | 164 | 1 | 1,267 | 2,940 | 2,177 | 974 |
| | F | 6,126 | 18 | 939 | 3,225 | 1,297 | 818 | 438 | 1 | 678 | 1,319 | 1,006 | 367 |
| Gwangmyeong-si | S.T | 32,967 | 132 | 4,513 | 18,407 | 11,393 | 2,656 | 1,241 | - | 7,453 | 7,142 | 5,188 | 2,359 |
| | M | 20,591 | 96 | 2,352 | 12,369 | 8,712 | 1,360 | 461 | - | 4,206 | 5,111 | 3,702 | 1,727 |
| | F | 12,376 | 36 | 2,161 | 6,038 | 2,681 | 1,296 | 780 | - | 3,247 | 2,031 | 1,486 | 632 |
| Pyeongtaek-si | S.T | 46,695 | 207 | 4,029 | 29,023 | 16,016 | 4,351 | 1,400 | 1 | 10,559 | 10,129 | 7,399 | 3,259 |
| | M | 31,262 | 156 | 2,196 | 20,823 | 12,818 | 2,259 | 494 | 1 | 6,344 | 7,360 | 5,348 | 2,419 |
| | F | 15,433 | 51 | 1,833 | 8,200 | 3,198 | 2,092 | 906 | - | 4,215 | 2,769 | 2,051 | 840 |
| Dongducheon-si | S.T | 8,581 | 39 | 745 | 4,328 | 2,933 | 1,404 | 240 | - | 2,553 | 2,516 | 1,886 | 767 |
| | M | 5,173 | 32 | 367 | 2,911 | 2,197 | 596 | 95 | - | 1,332 | 1,657 | 1,259 | 498 |
| | F | 3,408 | 7 | 378 | 1,417 | 736 | 808 | 145 | - | 1,221 | 859 | 627 | 269 |
| Ansan-si Sangrok-gu | S.T | 32,051 | 141 | 4,204 | 18,719 | 11,904 | 2,670 | 1,095 | 1 | 5,159 | 7,963 | 5,960 | 2,463 |
| | M | 21,064 | 90 | 2,222 | 13,220 | 9,286 | 1,354 | 346 | - | 3,298 | 5,813 | 4,362 | 1,819 |
| | F | 10,987 | 51 | 1,982 | 5,499 | 2,618 | 1,316 | 749 | 1 | 1,861 | 2,150 | 1,598 | 644 |

Note : 1) Based on Resident Registration Address

2) Includes examinees with overlapping diagnoses within each item

3) The number of actual examinees means total examinees who were diagnosed of suspected disease, and it is different from databases on table -4

제 I -9 표

Ü Ü

Table I -9

Detailed Statistics on First Diagnoses of Suspected Disease Status

| Division | | XGeneral suspected diseasea | | | | | | | | | × X `Suspected hypertension or diabetesa | | |
|---------------------------|-----|-----------------------------|-----|-------|--------|--------|-------|-------|----|--------|--|-------|-------|
| | | | | | | | | | | | | | |
| Ansan-si Danwon-gu | S.T | 35,269 | 162 | 4,746 | 21,263 | 13,039 | 2,570 | 977 | - | 4,840 | 9,327 | 7,148 | 2,784 |
| | M | 23,852 | 115 | 2,418 | 15,431 | 10,289 | 1,361 | 295 | - | 3,235 | 6,991 | 5,329 | 2,169 |
| | F | 11,417 | 47 | 2,328 | 5,832 | 2,750 | 1,209 | 682 | - | 1,605 | 2,336 | 1,819 | 615 |
| Goyang-si Deogyang-gu | S.T | 33,711 | 180 | 3,889 | 19,202 | 11,501 | 2,973 | 1,181 | 1 | 7,341 | 7,763 | 5,728 | 2,498 |
| | M | 20,670 | 125 | 2,032 | 12,479 | 8,753 | 1,562 | 311 | - | 4,107 | 5,304 | 3,875 | 1,776 |
| | F | 13,041 | 55 | 1,857 | 6,723 | 2,748 | 1,411 | 870 | 1 | 3,234 | 2,459 | 1,853 | 722 |
| Goyang-si Ilsandong-gu | S.T | 21,841 | 82 | 1,955 | 12,976 | 6,873 | 1,993 | 756 | 2 | 4,636 | 4,925 | 3,748 | 1,453 |
| | M | 13,392 | 45 | 1,053 | 8,450 | 5,261 | 995 | 197 | 1 | 2,712 | 3,362 | 2,527 | 1,051 |
| | F | 8,449 | 37 | 902 | 4,526 | 1,612 | 998 | 559 | 1 | 1,924 | 1,563 | 1,221 | 402 |
| Goyang-si Ilsanseo-gu | S.T | 22,407 | 98 | 1,846 | 13,060 | 7,444 | 1,983 | 726 | 1 | 4,851 | 5,259 | 3,995 | 1,537 |
| | M | 14,290 | 61 | 1,052 | 8,846 | 5,829 | 1,065 | 207 | 1 | 2,854 | 3,663 | 2,758 | 1,112 |
| | F | 8,117 | 37 | 794 | 4,214 | 1,615 | 918 | 519 | - | 1,997 | 1,596 | 1,237 | 425 |
| Gwacheon-si | S.T | 5,755 | 20 | 588 | 3,439 | 1,703 | 601 | 201 | - | 939 | 1,214 | 927 | 345 |
| | M | 3,545 | 13 | 335 | 2,216 | 1,310 | 282 | 61 | - | 599 | 808 | 599 | 253 |
| | F | 2,210 | 7 | 253 | 1,223 | 393 | 319 | 140 | - | 340 | 406 | 328 | 92 |
| Guri-si | S.T | 15,977 | 104 | 1,281 | 9,712 | 5,503 | 1,115 | 580 | 1 | 3,171 | 4,084 | 3,030 | 1,299 |
| | M | 9,976 | 78 | 680 | 6,254 | 4,162 | 622 | 193 | - | 2,024 | 2,760 | 2,037 | 928 |
| | F | 6,001 | 26 | 601 | 3,458 | 1,341 | 493 | 387 | 1 | 1,147 | 1,324 | 993 | 371 |
| Namyangju-si | S.T | 48,740 | 218 | 4,176 | 27,789 | 17,668 | 4,966 | 1,751 | 11 | 11,021 | 11,601 | 8,668 | 3,681 |
| | M | 29,859 | 158 | 2,199 | 18,104 | 13,137 | 2,544 | 673 | 2 | 6,321 | 7,877 | 5,847 | 2,581 |
| | F | 18,881 | 60 | 1,977 | 9,685 | 4,531 | 2,422 | 1,078 | 9 | 4,700 | 3,724 | 2,821 | 1,100 |
| Osan-si | S.T | 17,014 | 104 | 1,030 | 10,998 | 6,431 | 797 | 601 | 1 | 2,330 | 3,837 | 2,583 | 1,438 |
| | M | 11,959 | 84 | 630 | 7,948 | 5,345 | 477 | 172 | 1 | 1,613 | 2,859 | 1,973 | 1,044 |
| | F | 5,055 | 20 | 400 | 3,050 | 1,086 | 320 | 429 | - | 717 | 978 | 610 | 394 |
| Siheung-si | S.T | 41,313 | 172 | 5,343 | 24,588 | 15,413 | 2,521 | 1,147 | 2 | 9,953 | 9,823 | 7,359 | 3,056 |
| | M | 28,211 | 122 | 2,958 | 18,048 | 12,381 | 1,339 | 347 | - | 6,253 | 7,406 | 5,559 | 2,331 |
| | F | 13,102 | 50 | 2,385 | 6,540 | 3,032 | 1,182 | 800 | 2 | 3,700 | 2,417 | 1,800 | 725 |
| Gunpo-si | S.T | 24,462 | 114 | 2,043 | 14,628 | 8,998 | 1,905 | 898 | 6 | 3,944 | 6,197 | 4,596 | 1,999 |
| | M | 16,390 | 80 | 1,166 | 10,221 | 7,135 | 1,114 | 229 | 3 | 2,819 | 4,441 | 3,308 | 1,448 |
| | F | 8,072 | 34 | 877 | 4,407 | 1,863 | 791 | 669 | 3 | 1,125 | 1,756 | 1,288 | 551 |
| Uiwang-si | S.T | 13,203 | 36 | 1,160 | 7,941 | 4,611 | 1,056 | 388 | - | 2,562 | 2,996 | 2,223 | 957 |
| | M | 8,533 | 26 | 643 | 5,316 | 3,617 | 581 | 132 | - | 1,613 | 2,162 | 1,586 | 714 |
| | F | 4,670 | 10 | 517 | 2,625 | 994 | 475 | 256 | - | 949 | 834 | 637 | 243 |
| Hanam-si | S.T | 11,923 | 54 | 1,082 | 6,829 | 4,182 | 885 | 411 | 1 | 2,617 | 3,331 | 2,575 | 961 |
| | M | 7,358 | 29 | 567 | 4,451 | 3,195 | 485 | 134 | - | 1,488 | 2,198 | 1,669 | 691 |
| | F | 4,565 | 25 | 515 | 2,378 | 987 | 400 | 277 | 1 | 1,129 | 1,133 | 906 | 270 |
| Yongin-si Cheoin-gu | S.T | 21,081 | 125 | 1,870 | 12,326 | 7,451 | 1,886 | 695 | 3 | 5,088 | 4,749 | 3,460 | 1,580 |
| | M | 13,332 | 85 | 1,038 | 8,298 | 5,724 | 946 | 269 | 2 | 2,958 | 3,278 | 2,341 | 1,143 |
| | F | 7,749 | 40 | 832 | 4,028 | 1,727 | 940 | 426 | 1 | 2,130 | 1,471 | 1,119 | 437 |
| Yongin-si Giheung-gu | S.T | 29,618 | 155 | 2,340 | 17,485 | 9,633 | 2,692 | 977 | - | 7,072 | 5,478 | 4,008 | 1,750 |
| | M | 19,591 | 112 | 1,340 | 12,323 | 7,664 | 1,270 | 286 | - | 4,581 | 4,086 | 2,967 | 1,351 |
| | F | 10,027 | 43 | 1,000 | 5,162 | 1,969 | 1,422 | 691 | - | 2,491 | 1,392 | 1,041 | 399 |

XX aX X
j aX X X X
kaX X X X X X X X dX ` I e l a X X
X X X X (List of Key English Terminology)
XXX X `Number of actual examinees aX `Tuberculosis aX `other chest disease aX `Dyslipidemia aX
XXX X `liver disease aX `kidney disease aX `anemia aX `Osteoporosis aX `other disease aX
XXX X `Hypertension aX `diabetes aX

#

O

Based on General Health Screening by District and Gender <Cont'd>

XX a

(Unit : Person)

| Division | | XGeneral suspected diseasea | | | | | | | | | Suspected hypertension or diabetesa | | |
|----------------|-----|-----------------------------|-----|--------|--------|--------|--------|-------|---|--------|-------------------------------------|--------|--------|
| | | | | | | | | | | | | | |
| Yongin-si | S.T | 22,518 | 63 | 2,560 | 13,155 | 7,283 | 2,227 | 727 | - | 3,833 | 4,401 | 3,248 | 1,355 |
| | M | 14,996 | 43 | 1,393 | 9,302 | 5,774 | 1,137 | 227 | - | 2,743 | 3,206 | 2,337 | 1,039 |
| | F | 7,522 | 20 | 1,167 | 3,853 | 1,509 | 1,090 | 500 | - | 1,090 | 1,195 | 911 | 316 |
| Suji-gu | S.T | 34,413 | 223 | 3,008 | 20,195 | 12,144 | 3,196 | 1,146 | 1 | 6,732 | 9,507 | 7,262 | 3,047 |
| | M | 22,585 | 141 | 1,678 | 13,887 | 9,572 | 1,647 | 384 | 1 | 4,301 | 6,522 | 4,969 | 2,081 |
| | F | 11,828 | 82 | 1,330 | 6,308 | 2,572 | 1,549 | 762 | - | 2,431 | 2,985 | 2,293 | 966 |
| Paju-si | S.T | 20,682 | 84 | 1,255 | 12,424 | 6,868 | 2,482 | 789 | - | 4,586 | 4,957 | 3,724 | 1,566 |
| | M | 12,899 | 61 | 731 | 8,209 | 5,299 | 1,113 | 273 | - | 2,629 | 3,321 | 2,526 | 1,034 |
| | F | 7,783 | 23 | 524 | 4,215 | 1,569 | 1,369 | 516 | - | 1,957 | 1,636 | 1,198 | 532 |
| Icheon-si | S.T | 19,847 | 62 | 1,909 | 11,544 | 6,807 | 1,808 | 605 | - | 4,846 | 4,495 | 3,227 | 1,570 |
| | M | 12,430 | 41 | 921 | 7,730 | 5,334 | 871 | 206 | - | 2,712 | 3,044 | 2,157 | 1,115 |
| | F | 7,417 | 21 | 988 | 3,814 | 1,473 | 937 | 399 | - | 2,134 | 1,451 | 1,070 | 455 |
| Anseong-si | S.T | 25,362 | 106 | 2,567 | 15,262 | 9,004 | 2,239 | 715 | - | 5,087 | 6,870 | 5,272 | 2,039 |
| | M | 16,353 | 76 | 1,324 | 10,473 | 7,057 | 1,172 | 245 | - | 2,904 | 4,841 | 3,714 | 1,489 |
| | F | 9,009 | 30 | 1,243 | 4,789 | 1,947 | 1,067 | 470 | - | 2,183 | 2,029 | 1,558 | 550 |
| Gimpo-si | S.T | 53,849 | 390 | 4,022 | 34,110 | 19,896 | 3,535 | 1,529 | 1 | 8,453 | 11,725 | 8,722 | 3,646 |
| | M | 38,990 | 276 | 2,407 | 25,878 | 16,661 | 2,060 | 463 | 1 | 5,639 | 8,911 | 6,658 | 2,798 |
| | F | 14,859 | 114 | 1,615 | 8,232 | 3,235 | 1,475 | 1,066 | - | 2,814 | 2,814 | 2,064 | 848 |
| Hwaseong-si | S.T | 24,501 | 112 | 2,857 | 13,390 | 9,183 | 2,604 | 765 | 2 | 5,011 | 6,084 | 4,696 | 1,709 |
| | M | 15,263 | 78 | 1,533 | 8,908 | 6,890 | 1,273 | 274 | 1 | 2,808 | 4,297 | 3,315 | 1,219 |
| | F | 9,238 | 34 | 1,324 | 4,482 | 2,293 | 1,331 | 491 | 1 | 2,203 | 1,787 | 1,381 | 490 |
| Gwangju-si | S.T | 19,005 | 124 | 2,295 | 11,175 | 6,703 | 1,729 | 635 | 1 | 3,208 | 4,466 | 3,148 | 1,595 |
| | M | 12,301 | 89 | 1,184 | 7,641 | 5,180 | 953 | 216 | - | 1,950 | 3,154 | 2,249 | 1,114 |
| | F | 6,704 | 35 | 1,111 | 3,534 | 1,523 | 776 | 419 | 1 | 1,258 | 1,312 | 899 | 481 |
| Yangju-si | S.T | 17,667 | 107 | 1,495 | 10,653 | 5,611 | 1,850 | 422 | - | 4,773 | 4,489 | 3,160 | 1,624 |
| | M | 10,867 | 85 | 814 | 6,903 | 4,316 | 948 | 182 | - | 2,478 | 3,016 | 2,114 | 1,124 |
| | F | 6,800 | 22 | 681 | 3,750 | 1,295 | 902 | 240 | - | 2,295 | 1,473 | 1,046 | 500 |
| Pocheon-si | S.T | 11,235 | 40 | 884 | 6,758 | 3,764 | 1,436 | 438 | 1 | 2,587 | 2,742 | 1,921 | 980 |
| | M | 6,612 | 29 | 436 | 4,124 | 2,831 | 615 | 190 | - | 1,449 | 1,760 | 1,254 | 617 |
| | F | 4,623 | 11 | 448 | 2,634 | 933 | 821 | 248 | 1 | 1,138 | 982 | 667 | 363 |
| Yeoju-gun | S.T | 4,894 | 62 | 443 | 2,820 | 1,566 | 732 | 157 | - | 1,012 | 1,514 | 1,088 | 533 |
| | M | 2,975 | 40 | 223 | 1,840 | 1,267 | 299 | 66 | - | 510 | 1,002 | 736 | 348 |
| | F | 1,919 | 22 | 220 | 980 | 299 | 433 | 91 | - | 502 | 512 | 352 | 185 |
| Yeoncheon-gun | S.T | 5,806 | 13 | 424 | 3,372 | 2,072 | 614 | 158 | - | 1,473 | 1,238 | 878 | 511 |
| | M | 3,475 | 10 | 213 | 2,083 | 1,551 | 332 | 66 | - | 793 | 823 | 576 | 341 |
| | F | 2,331 | 3 | 211 | 1,289 | 521 | 282 | 92 | - | 680 | 415 | 302 | 170 |
| Gapyeong-gun | S.T | 9,753 | 79 | 1,009 | 5,410 | 3,088 | 913 | 300 | - | 2,687 | 2,309 | 1,662 | 815 |
| | M | 5,512 | 44 | 550 | 3,168 | 2,305 | 455 | 136 | - | 1,240 | 1,439 | 1,026 | 538 |
| | F | 4,241 | 35 | 459 | 2,242 | 783 | 458 | 164 | - | 1,447 | 870 | 636 | 277 |
| Yangpyeong-gun | S.T | 158,147 | 513 | 19,134 | 90,549 | 58,474 | 14,138 | 5,802 | 4 | 27,158 | 38,845 | 28,382 | 12,877 |
| | M | 98,159 | 360 | 10,294 | 58,576 | 44,638 | 7,414 | 2,565 | 3 | 14,324 | 26,001 | 18,736 | 9,070 |
| | F | 59,988 | 153 | 8,840 | 31,973 | 13,836 | 6,724 | 3,237 | 1 | 12,834 | 12,844 | 9,646 | 3,807 |
| Gangwon | | | | | | | | | | | | | |

Note : 1) Based on Resident Registration Address

2) Includes examinees with overlapping diagnoses within each item

3) The number of actual examinees means total examinees who were diagnosed of suspected disease, and it is different from databases on table -4

제 I -9 표

Ü Ü

Table I -9

Detailed Statistics on First Diagnoses of Suspected Disease Status

| Division | | XGeneral suspected diseasea | | | | | | | | | × X `Suspected hypertension or diabetesa | | |
|-----------------|-----|-----------------------------|----|-------|--------|--------|-------|-------|---|-------|---|-------|-------|
| | | | | | | | | | | | | | |
| Chuncheon-si | S.T | 25,478 | 47 | 2,392 | 14,525 | 10,256 | 2,239 | 825 | - | 4,319 | 6,784 | 4,955 | 2,291 |
| | M | 15,355 | 30 | 1,112 | 9,096 | 7,649 | 1,036 | 302 | - | 2,117 | 4,522 | 3,252 | 1,629 |
| | F | 10,123 | 17 | 1,280 | 5,429 | 2,607 | 1,203 | 523 | - | 2,202 | 2,262 | 1,703 | 662 |
| Wonju-si | S.T | 31,047 | 95 | 4,015 | 18,283 | 11,394 | 2,808 | 1,254 | 2 | 4,421 | 7,357 | 5,147 | 2,602 |
| | M | 19,875 | 64 | 2,185 | 12,326 | 8,859 | 1,528 | 473 | 2 | 2,599 | 5,151 | 3,573 | 1,880 |
| | F | 11,172 | 31 | 1,830 | 5,957 | 2,535 | 1,280 | 781 | - | 1,822 | 2,206 | 1,574 | 722 |
| Gangneung-si | S.T | 21,858 | 66 | 2,314 | 12,473 | 8,380 | 1,447 | 1,132 | 1 | 3,652 | 5,823 | 4,470 | 1,668 |
| | M | 13,477 | 49 | 1,282 | 8,039 | 6,308 | 891 | 547 | - | 1,745 | 3,808 | 2,888 | 1,158 |
| | F | 8,381 | 17 | 1,032 | 4,434 | 2,072 | 556 | 585 | 1 | 1,907 | 2,015 | 1,582 | 510 |
| Donghae-si | S.T | 9,788 | 43 | 1,671 | 5,812 | 3,446 | 735 | 371 | - | 1,139 | 2,138 | 1,388 | 850 |
| | M | 6,381 | 32 | 910 | 3,946 | 2,664 | 452 | 160 | - | 660 | 1,514 | 954 | 646 |
| | F | 3,407 | 11 | 761 | 1,866 | 782 | 283 | 211 | - | 479 | 624 | 434 | 204 |
| Taebaek-si | S.T | 6,547 | 15 | 1,956 | 3,993 | 2,191 | 549 | 126 | - | 314 | 1,624 | 1,251 | 469 |
| | M | 4,170 | 7 | 987 | 2,674 | 1,699 | 312 | 66 | - | 223 | 1,160 | 868 | 364 |
| | F | 2,377 | 8 | 969 | 1,319 | 492 | 237 | 60 | - | 91 | 464 | 383 | 105 |
| Sokcho-si | S.T | 7,673 | 17 | 813 | 4,566 | 2,735 | 733 | 321 | - | 1,699 | 1,528 | 1,084 | 532 |
| | M | 4,724 | 12 | 467 | 2,873 | 2,098 | 441 | 141 | - | 989 | 1,062 | 758 | 371 |
| | F | 2,949 | 5 | 346 | 1,693 | 637 | 292 | 180 | - | 710 | 466 | 326 | 161 |
| Samcheok-si | S.T | 9,123 | 25 | 857 | 4,985 | 2,909 | 875 | 218 | - | 2,835 | 1,967 | 1,277 | 820 |
| | M | 5,649 | 20 | 550 | 3,248 | 2,255 | 418 | 125 | - | 1,424 | 1,358 | 883 | 573 |
| | F | 3,474 | 5 | 307 | 1,737 | 654 | 457 | 93 | - | 1,411 | 609 | 394 | 247 |
| Hongcheon-gun | S.T | 7,319 | 42 | 562 | 4,305 | 2,769 | 795 | 260 | - | 1,126 | 1,985 | 1,471 | 626 |
| | M | 4,398 | 32 | 285 | 2,603 | 2,067 | 375 | 130 | - | 639 | 1,206 | 873 | 414 |
| | F | 2,921 | 10 | 277 | 1,702 | 702 | 420 | 130 | - | 487 | 779 | 598 | 212 |
| Hoengseong-gun | S.T | 4,642 | 20 | 784 | 2,373 | 1,649 | 427 | 219 | - | 735 | 1,173 | 929 | 347 |
| | M | 2,716 | 15 | 384 | 1,451 | 1,274 | 194 | 93 | - | 331 | 707 | 541 | 228 |
| | F | 1,926 | 5 | 400 | 922 | 375 | 233 | 126 | - | 404 | 466 | 388 | 119 |
| Yeongwol-gun | S.T | 3,984 | 18 | 462 | 2,128 | 1,350 | 482 | 161 | - | 725 | 932 | 682 | 332 |
| | M | 2,415 | 16 | 291 | 1,305 | 1,038 | 241 | 69 | - | 368 | 623 | 445 | 239 |
| | F | 1,569 | 2 | 171 | 823 | 312 | 241 | 92 | - | 357 | 309 | 237 | 93 |
| Pyeongchang-gun | S.T | 4,517 | 28 | 461 | 2,454 | 1,760 | 509 | 134 | - | 778 | 1,142 | 871 | 357 |
| | M | 2,666 | 21 | 247 | 1,506 | 1,352 | 243 | 67 | - | 336 | 740 | 572 | 227 |
| | F | 1,851 | 7 | 214 | 948 | 408 | 266 | 67 | - | 442 | 402 | 299 | 130 |
| Jeongseon-gun | S.T | 4,897 | 27 | 703 | 2,832 | 1,703 | 465 | 162 | - | 740 | 1,192 | 895 | 370 |
| | M | 2,969 | 19 | 442 | 1,799 | 1,278 | 260 | 75 | - | 297 | 819 | 621 | 257 |
| | F | 1,928 | 8 | 261 | 1,033 | 425 | 205 | 87 | - | 443 | 373 | 274 | 113 |
| Cheorwon-gun | S.T | 5,379 | 21 | 722 | 2,985 | 1,951 | 478 | 116 | 1 | 1,242 | 1,474 | 1,205 | 416 |
| | M | 3,286 | 12 | 350 | 1,931 | 1,450 | 226 | 59 | 1 | 655 | 897 | 715 | 274 |
| | F | 2,093 | 9 | 372 | 1,054 | 501 | 252 | 57 | - | 587 | 577 | 490 | 142 |
| Hwacheon-gun | S.T | 2,992 | 10 | 248 | 1,620 | 1,308 | 289 | 74 | - | 590 | 629 | 472 | 193 |
| | M | 2,050 | 8 | 132 | 1,160 | 1,050 | 145 | 32 | - | 363 | 399 | 292 | 130 |
| | F | 942 | 2 | 116 | 460 | 258 | 144 | 42 | - | 227 | 230 | 180 | 63 |

XX aX X
 j aX X X
 kaX X X X X X X X X
 X X X X (List of Key English Terminology)
 XXXX X `Number of actual examinees aX `Tuberculosis aX `other chest disease aX `Dyslipidemia aX
 XXXX X `liver disease aX `kidney disease aX `anemia aX `Osteoporosis aX `other disease aX
 XXXX X `Hypertension aX `diabetes aX

#

O

Based on General Health Screening by District and Gender <Cont'd>

XX a

(Unit : Person)

| Division | | XGeneral suspected diseasea | | | | | | | | | × X Suspected hypertension or diabetesa | | |
|-----------------------------|-----|-----------------------------|-----|--------|---------|--------|--------|-------|----|--------|--|--------|--------|
| | | | | | | | | | | | | | |
| Yanggu-gun | S.T | 2,425 | 9 | 174 | 1,364 | 955 | 209 | 69 | - | 554 | 570 | 407 | 199 |
| | M | 1,678 | 5 | 106 | 939 | 774 | 118 | 38 | - | 384 | 371 | 255 | 145 |
| | F | 747 | 4 | 68 | 425 | 181 | 91 | 31 | - | 170 | 199 | 152 | 54 |
| Inje-gun | S.T | 3,615 | 6 | 330 | 2,021 | 1,445 | 379 | 80 | - | 702 | 856 | 612 | 304 |
| | M | 2,363 | 4 | 178 | 1,392 | 1,130 | 185 | 39 | - | 389 | 552 | 387 | 213 |
| | F | 1,252 | 2 | 152 | 629 | 315 | 194 | 41 | - | 313 | 304 | 225 | 91 |
| Goseong-gun | S.T | 3,520 | 10 | 350 | 1,930 | 1,226 | 337 | 132 | - | 737 | 800 | 583 | 269 |
| | M | 2,070 | 5 | 200 | 1,158 | 904 | 158 | 70 | - | 375 | 527 | 385 | 175 |
| | F | 1,450 | 5 | 150 | 772 | 322 | 179 | 62 | - | 362 | 273 | 198 | 94 |
| Yangyang-gun | S.T | 3,343 | 14 | 320 | 1,900 | 1,047 | 382 | 148 | - | 850 | 871 | 683 | 232 |
| | M | 1,917 | 9 | 186 | 1,130 | 789 | 191 | 79 | - | 430 | 585 | 474 | 147 |
| | F | 1,426 | 5 | 134 | 770 | 258 | 191 | 69 | - | 420 | 286 | 209 | 85 |
| Chungbuk | S.T | 170,162 | 596 | 16,190 | 105,992 | 55,860 | 14,649 | 5,837 | 35 | 32,255 | 40,675 | 29,413 | 13,856 |
| | M | 104,194 | 415 | 8,585 | 67,705 | 42,323 | 7,616 | 2,179 | 15 | 17,636 | 27,048 | 19,480 | 9,439 |
| | F | 65,968 | 181 | 7,605 | 38,287 | 13,537 | 7,033 | 3,658 | 20 | 14,619 | 13,627 | 9,933 | 4,417 |
| Cheongju-si Sangdang-gu | S.T | 23,991 | 48 | 1,858 | 15,086 | 7,839 | 2,081 | 849 | 2 | 5,034 | 5,341 | 3,618 | 2,027 |
| | M | 14,686 | 34 | 993 | 9,640 | 5,911 | 1,149 | 299 | - | 2,876 | 3,590 | 2,485 | 1,321 |
| | F | 9,305 | 14 | 865 | 5,446 | 1,928 | 932 | 550 | 2 | 2,158 | 1,751 | 1,133 | 706 |
| Cheongju-si Heungdeok-gu | S.T | 41,344 | 107 | 3,412 | 26,644 | 13,745 | 3,713 | 1,400 | 2 | 6,055 | 9,199 | 6,442 | 3,313 |
| | M | 26,225 | 78 | 1,885 | 17,830 | 10,469 | 1,867 | 403 | - | 3,746 | 6,350 | 4,477 | 2,295 |
| | F | 15,119 | 29 | 1,527 | 8,814 | 3,276 | 1,846 | 997 | 2 | 2,309 | 2,849 | 1,965 | 1,018 |
| Chungju-si | S.T | 21,143 | 166 | 2,063 | 13,039 | 7,358 | 1,264 | 821 | 1 | 3,684 | 5,745 | 4,353 | 1,745 |
| | M | 12,840 | 109 | 1,100 | 8,243 | 5,421 | 731 | 282 | - | 1,943 | 3,816 | 2,903 | 1,181 |
| | F | 8,303 | 57 | 963 | 4,796 | 1,937 | 533 | 539 | 1 | 1,741 | 1,929 | 1,450 | 564 |
| Jecheon-si | S.T | 15,642 | 31 | 1,505 | 9,509 | 5,555 | 1,085 | 448 | - | 3,620 | 3,420 | 2,463 | 1,102 |
| | M | 9,536 | 20 | 880 | 5,887 | 4,105 | 619 | 160 | - | 2,158 | 2,280 | 1,611 | 786 |
| | F | 6,106 | 11 | 625 | 3,622 | 1,450 | 466 | 288 | - | 1,462 | 1,140 | 852 | 316 |
| Cheongwon-gun | S.T | 17,465 | 47 | 1,458 | 10,693 | 5,670 | 1,680 | 536 | 1 | 3,832 | 3,878 | 2,688 | 1,435 |
| | M | 11,161 | 30 | 810 | 7,178 | 4,529 | 865 | 211 | 1 | 2,084 | 2,708 | 1,876 | 1,002 |
| | F | 6,304 | 17 | 648 | 3,515 | 1,141 | 815 | 325 | - | 1,748 | 1,170 | 812 | 433 |
| Boeun-gun | S.T | 4,515 | 21 | 666 | 2,696 | 1,257 | 523 | 143 | 2 | 968 | 1,101 | 812 | 397 |
| | M | 2,413 | 16 | 333 | 1,444 | 906 | 247 | 67 | 1 | 443 | 637 | 472 | 243 |
| | F | 2,102 | 5 | 333 | 1,252 | 351 | 276 | 76 | 1 | 525 | 464 | 340 | 154 |
| Okcheon-gun | S.T | 7,098 | 42 | 1,328 | 4,138 | 2,087 | 784 | 229 | 4 | 1,628 | 1,990 | 1,564 | 563 |
| | M | 3,922 | 31 | 570 | 2,429 | 1,498 | 382 | 124 | 1 | 743 | 1,195 | 908 | 381 |
| | F | 3,176 | 11 | 758 | 1,709 | 589 | 402 | 105 | 3 | 885 | 795 | 656 | 182 |
| Yeongdong-gun | S.T | 5,915 | 14 | 910 | 3,426 | 1,625 | 500 | 288 | 19 | 1,286 | 1,747 | 1,487 | 494 |
| | M | 3,146 | 9 | 377 | 1,848 | 1,171 | 245 | 155 | 9 | 562 | 1,052 | 872 | 314 |
| | F | 2,769 | 5 | 533 | 1,578 | 454 | 255 | 133 | 10 | 724 | 695 | 615 | 180 |
| Jeungpyeong-gun | S.T | 3,753 | 16 | 321 | 2,339 | 1,261 | 309 | 145 | - | 639 | 901 | 637 | 339 |
| | M | 2,336 | 11 | 186 | 1,515 | 963 | 173 | 62 | - | 318 | 599 | 418 | 236 |
| | F | 1,417 | 5 | 135 | 824 | 298 | 136 | 83 | - | 321 | 302 | 219 | 103 |

Note : 1) Based on Resident Registration Address

2) Includes examinees with overlapping diagnoses within each item

3) The number of actual examinees means total examinees who were diagnosed of suspected disease, and it is different from databases on table -4

제 I -9 표

Ü Ü

Table I -9

Detailed Statistics on First Diagnoses of Suspected Disease Status

| Division | | XGeneral suspected diseasea | | | | | | | | | × X `Suspected hypertension or diabetesa | | |
|--------------------------|-----|-----------------------------|-----|--------|---------|--------|--------|-------|----|--------|--|--------|--------|
| | | | | | | | | | | | | | |
| Jincheon-gun | S.T | 8,905 | 25 | 829 | 5,541 | 2,888 | 828 | 256 | 2 | 1,729 | 2,162 | 1,541 | 763 |
| | M | 5,643 | 17 | 483 | 3,686 | 2,285 | 427 | 110 | 1 | 854 | 1,476 | 1,049 | 532 |
| | F | 3,262 | 8 | 346 | 1,855 | 603 | 401 | 146 | 1 | 875 | 686 | 492 | 231 |
| Goesan-gun | S.T | 4,303 | 16 | 623 | 2,679 | 1,285 | 415 | 180 | - | 507 | 1,278 | 989 | 356 |
| | M | 2,413 | 11 | 292 | 1,539 | 970 | 203 | 70 | - | 257 | 726 | 546 | 225 |
| | F | 1,890 | 5 | 331 | 1,140 | 315 | 212 | 110 | - | 250 | 552 | 443 | 131 |
| Eumseong-gun | S.T | 12,250 | 52 | 783 | 8,086 | 3,957 | 1,157 | 390 | 1 | 2,180 | 2,928 | 2,086 | 1,026 |
| | M | 7,642 | 40 | 435 | 5,200 | 3,106 | 535 | 159 | 1 | 1,135 | 2,014 | 1,432 | 719 |
| | F | 4,608 | 12 | 348 | 2,886 | 851 | 622 | 231 | - | 1,045 | 914 | 654 | 307 |
| Danyang-gun | S.T | 3,838 | 11 | 434 | 2,116 | 1,333 | 310 | 152 | 1 | 1,093 | 985 | 733 | 296 |
| | M | 2,231 | 9 | 241 | 1,266 | 989 | 173 | 77 | 1 | 517 | 605 | 431 | 204 |
| | F | 1,607 | 2 | 193 | 850 | 344 | 137 | 75 | - | 576 | 380 | 302 | 92 |
| Chungnam | S.T | 214,003 | 733 | 24,956 | 127,631 | 70,378 | 18,846 | 7,881 | 92 | 43,563 | 52,584 | 39,121 | 16,866 |
| | M | 133,992 | 505 | 12,804 | 83,643 | 55,044 | 9,667 | 3,528 | 36 | 25,003 | 35,358 | 26,095 | 11,670 |
| | F | 80,011 | 228 | 12,152 | 43,988 | 15,334 | 9,179 | 4,353 | 56 | 18,560 | 17,226 | 13,026 | 5,196 |
| Cheonan-si Dongnam-gu | S.T | 23,668 | 86 | 1,664 | 14,625 | 8,046 | 1,999 | 785 | 2 | 5,356 | 5,640 | 4,191 | 1,732 |
| | M | 15,193 | 61 | 969 | 9,749 | 6,322 | 1,009 | 271 | 1 | 3,277 | 4,017 | 3,011 | 1,222 |
| | F | 8,475 | 25 | 695 | 4,876 | 1,724 | 990 | 514 | 1 | 2,079 | 1,623 | 1,180 | 510 |
| Cheonan-si Seobuk-gu | S.T | 31,327 | 103 | 1,932 | 19,462 | 11,117 | 2,356 | 984 | 2 | 6,846 | 7,396 | 5,578 | 2,199 |
| | M | 21,647 | 68 | 1,149 | 14,147 | 9,111 | 1,246 | 259 | - | 4,535 | 5,460 | 4,152 | 1,615 |
| | F | 9,680 | 35 | 783 | 5,315 | 2,006 | 1,110 | 725 | 2 | 2,311 | 1,936 | 1,426 | 584 |
| Gongju-si | S.T | 12,578 | 43 | 1,847 | 7,751 | 4,209 | 1,092 | 612 | 11 | 1,204 | 3,356 | 2,529 | 1,106 |
| | M | 7,372 | 23 | 916 | 4,685 | 3,126 | 563 | 259 | 4 | 622 | 2,146 | 1,614 | 719 |
| | F | 5,206 | 20 | 931 | 3,066 | 1,083 | 529 | 353 | 7 | 582 | 1,210 | 915 | 387 |
| Boryeong-si | S.T | 11,986 | 59 | 2,352 | 6,463 | 3,960 | 750 | 474 | 2 | 2,540 | 3,133 | 2,341 | 958 |
| | M | 6,984 | 45 | 1,278 | 3,829 | 2,906 | 444 | 226 | 1 | 1,245 | 1,935 | 1,405 | 644 |
| | F | 5,002 | 14 | 1,074 | 2,634 | 1,054 | 306 | 248 | 1 | 1,295 | 1,198 | 936 | 314 |
| Asan-si | S.T | 30,259 | 109 | 2,604 | 18,652 | 10,467 | 2,585 | 842 | 6 | 7,061 | 6,938 | 5,123 | 2,189 |
| | M | 20,505 | 78 | 1,443 | 13,395 | 8,522 | 1,308 | 331 | 2 | 4,378 | 5,119 | 3,832 | 1,568 |
| | F | 9,754 | 31 | 1,161 | 5,257 | 1,945 | 1,277 | 511 | 4 | 2,683 | 1,819 | 1,291 | 621 |
| Seosan-si | S.T | 16,625 | 34 | 1,461 | 10,027 | 5,567 | 1,729 | 658 | 4 | 3,186 | 3,751 | 2,659 | 1,341 |
| | M | 11,093 | 29 | 817 | 7,097 | 4,490 | 840 | 367 | 2 | 1,955 | 2,643 | 1,843 | 992 |
| | F | 5,532 | 5 | 644 | 2,930 | 1,077 | 889 | 291 | 2 | 1,231 | 1,108 | 816 | 349 |
| Nonsan-si | S.T | 13,310 | 43 | 1,369 | 8,070 | 4,096 | 1,497 | 469 | 17 | 2,371 | 3,264 | 2,508 | 1,050 |
| | M | 7,505 | 29 | 717 | 4,578 | 3,054 | 784 | 231 | 7 | 1,004 | 2,052 | 1,533 | 708 |
| | F | 5,805 | 14 | 652 | 3,492 | 1,042 | 713 | 238 | 10 | 1,367 | 1,212 | 975 | 342 |
| Gyeryong-si | S.T | 3,999 | 25 | 384 | 2,199 | 1,421 | 422 | 198 | 5 | 473 | 846 | 565 | 331 |
| | M | 2,753 | 14 | 212 | 1,615 | 1,113 | 253 | 77 | 1 | 294 | 619 | 411 | 247 |
| | F | 1,246 | 11 | 172 | 584 | 308 | 169 | 121 | 4 | 179 | 227 | 154 | 84 |
| Dangjin-si | S.T | 17,836 | 88 | 2,236 | 10,895 | 6,082 | 1,194 | 507 | 3 | 3,869 | 4,100 | 2,962 | 1,390 |
| | M | 12,195 | 61 | 1,227 | 7,767 | 5,071 | 675 | 279 | 1 | 2,479 | 2,844 | 2,028 | 1,003 |
| | F | 5,641 | 27 | 1,009 | 3,128 | 1,011 | 519 | 228 | 2 | 1,390 | 1,256 | 934 | 387 |

XX aX X
j aX X X
kaX X X X X X X X X
X X X X (List of Key English Terminology)
XXeX `Number of actual examinees aX `Tuberculosis aX `other chest disease aX `Dyslipidemia aX
XXeX `liver disease aX `kidney disease aX `anemia aX `Osteoporosis aX `other disease aX
XXeX `Hypertension aX `diabetes aX

#

O

Based on General Health Screening by District and Gender <Cont'd>

XX a

(Unit : Person)

| Division | | XGeneral suspected diseasea | | | | | | | | | Suspected hypertension or diabetesa | | |
|-------------------------|-----|-----------------------------|-----|--------|---------|--------|--------|-------|----|--------|-------------------------------------|--------|--------|
| | | | | | | | | | | | | | |
| Geumsan-gun | S.T | 6,329 | 30 | 1,171 | 3,514 | 1,850 | 515 | 314 | 27 | 1,249 | 1,488 | 1,099 | 491 |
| | M | 3,543 | 17 | 526 | 2,055 | 1,344 | 336 | 148 | 11 | 610 | 914 | 649 | 326 |
| | F | 2,786 | 13 | 645 | 1,459 | 506 | 179 | 166 | 16 | 639 | 574 | 450 | 165 |
| Buyeo-gun | S.T | 8,689 | 22 | 2,508 | 4,681 | 2,350 | 585 | 587 | 3 | 959 | 2,295 | 1,499 | 936 |
| | M | 4,537 | 15 | 1,056 | 2,521 | 1,685 | 298 | 334 | 3 | 438 | 1,321 | 850 | 559 |
| | F | 4,152 | 7 | 1,452 | 2,160 | 665 | 287 | 253 | - | 521 | 974 | 649 | 377 |
| Seocheon-gun | S.T | 7,246 | 17 | 1,835 | 3,620 | 2,086 | 894 | 400 | 6 | 1,000 | 1,470 | 1,004 | 563 |
| | M | 3,856 | 12 | 701 | 2,081 | 1,558 | 398 | 200 | 2 | 486 | 892 | 600 | 361 |
| | F | 3,390 | 5 | 1,134 | 1,539 | 528 | 496 | 200 | 4 | 514 | 578 | 404 | 202 |
| Cheongyang-gun | S.T | 3,819 | 12 | 481 | 2,345 | 1,242 | 365 | 146 | - | 607 | 1,336 | 1,116 | 369 |
| | M | 2,042 | 8 | 235 | 1,228 | 888 | 178 | 73 | - | 276 | 777 | 643 | 231 |
| | F | 1,777 | 4 | 246 | 1,117 | 354 | 187 | 73 | - | 331 | 559 | 473 | 138 |
| Hongseong-gun | S.T | 9,644 | 25 | 1,128 | 5,566 | 2,864 | 1,036 | 343 | 2 | 2,728 | 3,110 | 2,515 | 864 |
| | M | 5,425 | 15 | 568 | 3,237 | 2,136 | 490 | 175 | - | 1,407 | 1,901 | 1,499 | 578 |
| | F | 4,219 | 10 | 560 | 2,329 | 728 | 546 | 168 | 2 | 1,321 | 1,209 | 1,016 | 286 |
| Yesan-gun | S.T | 10,038 | 26 | 1,313 | 5,954 | 2,809 | 977 | 280 | 1 | 2,842 | 2,830 | 2,204 | 840 |
| | M | 5,555 | 22 | 629 | 3,450 | 2,074 | 444 | 151 | - | 1,355 | 1,744 | 1,312 | 560 |
| | F | 4,483 | 4 | 684 | 2,504 | 735 | 533 | 129 | 1 | 1,487 | 1,086 | 892 | 280 |
| Taeon-gun | S.T | 6,650 | 11 | 671 | 3,807 | 2,212 | 850 | 282 | 1 | 1,272 | 1,631 | 1,228 | 507 |
| | M | 3,787 | 8 | 361 | 2,209 | 1,644 | 401 | 147 | 1 | 642 | 974 | 713 | 337 |
| | F | 2,863 | 3 | 310 | 1,598 | 568 | 449 | 135 | - | 630 | 657 | 515 | 170 |
| Jeonbuk | S.T | 176,131 | 717 | 19,823 | 107,776 | 58,571 | 13,922 | 9,978 | 15 | 19,435 | 38,408 | 25,398 | 15,241 |
| | M | 104,782 | 520 | 9,963 | 65,564 | 44,376 | 7,296 | 4,048 | 7 | 9,998 | 25,195 | 16,306 | 10,560 |
| | F | 71,349 | 197 | 9,860 | 42,212 | 14,195 | 6,626 | 5,930 | 8 | 9,437 | 13,213 | 9,092 | 4,681 |
| Jeonju-si Wansan-gu | S.T | 30,692 | 80 | 2,507 | 19,749 | 10,504 | 2,355 | 1,552 | - | 3,564 | 6,386 | 4,024 | 2,720 |
| | M | 18,224 | 52 | 1,276 | 12,065 | 7,803 | 1,295 | 496 | - | 1,990 | 4,246 | 2,635 | 1,884 |
| | F | 12,468 | 28 | 1,231 | 7,684 | 2,701 | 1,060 | 1,056 | - | 1,574 | 2,140 | 1,389 | 836 |
| Jeonju-si Deokjin-gu | S.T | 25,168 | 58 | 1,984 | 16,234 | 8,603 | 1,841 | 1,187 | 1 | 2,542 | 5,418 | 3,477 | 2,212 |
| | M | 15,250 | 41 | 1,076 | 10,023 | 6,499 | 1,046 | 370 | - | 1,382 | 3,669 | 2,351 | 1,524 |
| | F | 9,918 | 17 | 908 | 6,211 | 2,104 | 795 | 817 | 1 | 1,160 | 1,749 | 1,126 | 688 |
| Gunsan-si | S.T | 27,524 | 133 | 2,722 | 16,931 | 10,044 | 1,835 | 1,384 | 2 | 3,312 | 4,915 | 2,982 | 2,174 |
| | M | 18,329 | 98 | 1,520 | 11,856 | 7,923 | 966 | 543 | 1 | 1,975 | 3,570 | 2,154 | 1,627 |
| | F | 9,195 | 35 | 1,202 | 5,075 | 2,121 | 869 | 841 | 1 | 1,337 | 1,345 | 828 | 547 |
| Iksan-si | S.T | 27,808 | 162 | 3,121 | 16,975 | 9,595 | 1,782 | 1,588 | 1 | 2,075 | 6,286 | 4,268 | 2,389 |
| | M | 16,963 | 127 | 1,706 | 10,516 | 7,299 | 988 | 632 | - | 1,018 | 4,162 | 2,809 | 1,642 |
| | F | 10,845 | 35 | 1,415 | 6,459 | 2,296 | 794 | 956 | 1 | 1,057 | 2,124 | 1,459 | 747 |
| Jeongeup-si | S.T | 10,834 | 46 | 1,385 | 6,428 | 3,569 | 755 | 720 | - | 884 | 2,523 | 1,546 | 1,103 |
| | M | 6,228 | 34 | 616 | 3,659 | 2,731 | 426 | 313 | - | 484 | 1,614 | 991 | 717 |
| | F | 4,606 | 12 | 769 | 2,769 | 838 | 329 | 407 | - | 400 | 909 | 555 | 386 |
| Namwon-si | S.T | 9,233 | 27 | 1,618 | 4,258 | 2,238 | 894 | 887 | - | 2,839 | 2,372 | 1,822 | 696 |
| | M | 4,726 | 23 | 775 | 2,337 | 1,712 | 382 | 320 | - | 1,223 | 1,371 | 987 | 485 |
| | F | 4,507 | 4 | 843 | 1,921 | 526 | 512 | 567 | - | 1,616 | 1,001 | 835 | 211 |

Note : 1) Based on Resident Registration Address

2) Includes examinees with overlapping diagnoses within each item

3) The number of actual examinees means total examinees who were diagnosed of suspected disease, and it is different from databases on table -4

제 I -9 표

Ü Ü

Table I -9

Detailed Statistics on First Diagnoses of Suspected Disease Status

| Division | | XGeneral suspected diseasea | | | | | | | | | × X `Suspected hypertension or diabetesa | | |
|--------------|-----|-----------------------------|-----|--------|---------|--------|--------|--------|----|--------|--|--------|--------|
| | | | | | | | | | | | | | |
| Gimje-si | S.T | 8,739 | 55 | 1,158 | 5,277 | 2,866 | 726 | 580 | 1 | 729 | 1,890 | 1,227 | 788 |
| | M | 5,033 | 35 | 557 | 3,034 | 2,131 | 411 | 286 | - | 342 | 1,203 | 746 | 548 |
| | F | 3,706 | 20 | 601 | 2,243 | 735 | 315 | 294 | 1 | 387 | 687 | 481 | 240 |
| Wanju-gun | S.T | 8,174 | 35 | 866 | 5,031 | 2,837 | 722 | 418 | 3 | 773 | 1,841 | 1,269 | 672 |
| | M | 4,954 | 23 | 382 | 3,106 | 2,174 | 379 | 189 | 2 | 388 | 1,243 | 847 | 469 |
| | F | 3,220 | 12 | 484 | 1,925 | 663 | 343 | 229 | 1 | 385 | 598 | 422 | 203 |
| Jinan-gun | S.T | 3,290 | 17 | 472 | 1,978 | 962 | 426 | 163 | 3 | 510 | 680 | 453 | 260 |
| | M | 1,718 | 11 | 212 | 1,031 | 701 | 166 | 87 | 1 | 184 | 452 | 281 | 192 |
| | F | 1,572 | 6 | 260 | 947 | 261 | 260 | 76 | 2 | 326 | 228 | 172 | 68 |
| Muju-gun | S.T | 2,720 | 11 | 369 | 1,603 | 758 | 330 | 118 | 3 | 547 | 804 | 631 | 227 |
| | M | 1,449 | 8 | 176 | 893 | 538 | 140 | 75 | 3 | 241 | 482 | 360 | 154 |
| | F | 1,271 | 3 | 193 | 710 | 220 | 190 | 43 | - | 306 | 322 | 271 | 73 |
| Jangsu-gun | S.T | 3,097 | 14 | 301 | 2,108 | 790 | 238 | 237 | - | 458 | 1,065 | 756 | 374 |
| | M | 1,636 | 10 | 155 | 1,078 | 592 | 96 | 131 | - | 181 | 653 | 440 | 266 |
| | F | 1,461 | 4 | 146 | 1,030 | 198 | 142 | 106 | - | 277 | 412 | 316 | 108 |
| Imsil-gun | S.T | 3,676 | 4 | 796 | 2,094 | 1,158 | 315 | 273 | - | 257 | 700 | 443 | 285 |
| | M | 2,004 | 3 | 352 | 1,098 | 855 | 164 | 172 | - | 121 | 406 | 241 | 186 |
| | F | 1,672 | 1 | 444 | 996 | 303 | 151 | 101 | - | 136 | 294 | 202 | 99 |
| Sunchang-gun | S.T | 3,506 | 18 | 634 | 2,003 | 1,059 | 562 | 207 | - | 287 | 1,102 | 901 | 269 |
| | M | 1,809 | 14 | 293 | 1,037 | 733 | 229 | 108 | - | 117 | 637 | 519 | 171 |
| | F | 1,697 | 4 | 341 | 966 | 326 | 333 | 99 | - | 170 | 465 | 382 | 98 |
| Gochang-gun | S.T | 5,660 | 25 | 712 | 3,585 | 1,620 | 616 | 338 | 1 | 316 | 1,171 | 736 | 624 |
| | M | 3,092 | 20 | 325 | 1,898 | 1,237 | 292 | 169 | - | 169 | 740 | 461 | 394 |
| | F | 2,568 | 5 | 387 | 1,687 | 383 | 324 | 169 | 1 | 147 | 431 | 275 | 230 |
| Buan-gun | S.T | 6,010 | 32 | 1,178 | 3,522 | 1,968 | 525 | 326 | - | 342 | 1,255 | 863 | 448 |
| | M | 3,367 | 21 | 542 | 1,933 | 1,448 | 316 | 157 | - | 183 | 747 | 484 | 301 |
| | F | 2,643 | 11 | 636 | 1,589 | 520 | 209 | 169 | - | 159 | 508 | 379 | 147 |
| Jeonnam | S.T | 199,036 | 772 | 19,204 | 122,887 | 69,195 | 14,736 | 10,360 | 13 | 28,543 | 46,339 | 28,082 | 21,676 |
| | M | 120,346 | 556 | 10,016 | 75,061 | 53,144 | 8,214 | 5,002 | 5 | 14,946 | 29,298 | 17,033 | 14,640 |
| | F | 78,690 | 216 | 9,188 | 47,826 | 16,051 | 6,522 | 5,358 | 8 | 13,597 | 17,041 | 11,049 | 7,036 |
| Mokpo-si | S.T | 24,143 | 42 | 1,234 | 16,408 | 9,107 | 1,635 | 1,064 | 5 | 3,088 | 5,701 | 3,331 | 2,798 |
| | M | 15,080 | 31 | 642 | 10,373 | 6,906 | 926 | 453 | 2 | 1,816 | 3,730 | 2,105 | 1,952 |
| | F | 9,063 | 11 | 592 | 6,035 | 2,201 | 709 | 611 | 3 | 1,272 | 1,971 | 1,226 | 846 |
| Yeosu-si | S.T | 27,160 | 91 | 2,194 | 17,393 | 10,272 | 1,661 | 1,101 | - | 2,404 | 6,334 | 3,862 | 2,873 |
| | M | 17,875 | 72 | 1,302 | 11,449 | 8,208 | 1,054 | 565 | - | 1,267 | 4,220 | 2,428 | 2,090 |
| | F | 9,285 | 19 | 892 | 5,944 | 2,064 | 607 | 536 | - | 1,137 | 2,114 | 1,434 | 783 |
| Suncheon-si | S.T | 29,925 | 53 | 2,949 | 18,077 | 10,038 | 2,628 | 1,612 | 1 | 6,332 | 6,050 | 3,539 | 2,921 |
| | M | 18,431 | 37 | 1,729 | 11,672 | 7,770 | 1,346 | 662 | - | 3,489 | 3,891 | 2,162 | 2,027 |
| | F | 11,494 | 16 | 1,220 | 6,405 | 2,268 | 1,282 | 950 | 1 | 2,843 | 2,159 | 1,377 | 894 |
| Naju-si | S.T | 9,565 | 66 | 1,295 | 5,633 | 3,237 | 764 | 492 | - | 1,250 | 2,253 | 1,372 | 1,203 |
| | M | 5,405 | 48 | 616 | 3,182 | 2,396 | 401 | 258 | - | 595 | 1,393 | 831 | 783 |
| | F | 4,160 | 18 | 679 | 2,451 | 841 | 363 | 234 | - | 655 | 860 | 541 | 420 |

XX aX X
j aX X X X
kaX X X X X X X X dX ` I e l a X X
X X X X (List of Key English Terminology)
XXX X `Number of actual examinees aX `Tuberculosis aX `other chest disease aX `Dyslipidemia aX
XXX X `liver disease aX `kidney disease aX `anemia aX `Osteoporosis aX `other disease aX
XXX X `Hypertension aX `diabetes aX

#

O

Based on General Health Screening by District and Gender <Cont'd>

XX a

(Unit : Person)

| Division | | XGeneral suspected diseasea | | | | | | | | | Suspected hypertension or diabetesa | | |
|----------------|-----|-----------------------------|----|-------|--------|-------|-------|-----|---|-------|-------------------------------------|-------|-------|
| | | | | | | | | | | | | | |
| Gwangyang-si | S.T | 16,623 | 27 | 1,169 | 10,867 | 6,104 | 1,311 | 625 | - | 1,943 | 3,956 | 2,383 | 1,867 |
| | M | 11,688 | 19 | 682 | 7,887 | 5,090 | 763 | 260 | - | 1,111 | 2,946 | 1,727 | 1,428 |
| | F | 4,935 | 8 | 487 | 2,980 | 1,014 | 548 | 365 | - | 832 | 1,010 | 656 | 439 |
| Damyang-gun | S.T | 5,267 | 39 | 486 | 3,274 | 1,656 | 352 | 363 | - | 782 | 1,104 | 619 | 564 |
| | M | 3,016 | 23 | 251 | 1,860 | 1,211 | 184 | 202 | - | 433 | 683 | 380 | 356 |
| | F | 2,251 | 16 | 235 | 1,414 | 445 | 168 | 161 | - | 349 | 421 | 239 | 208 |
| Gokseong-gun | S.T | 3,534 | 20 | 371 | 2,125 | 1,190 | 233 | 216 | - | 372 | 865 | 517 | 406 |
| | M | 2,020 | 16 | 185 | 1,148 | 882 | 132 | 142 | - | 196 | 541 | 326 | 255 |
| | F | 1,514 | 4 | 186 | 977 | 308 | 101 | 74 | - | 176 | 324 | 191 | 151 |
| Gurye-gun | S.T | 3,268 | 26 | 659 | 1,802 | 1,008 | 249 | 224 | - | 403 | 611 | 327 | 335 |
| | M | 1,707 | 15 | 301 | 916 | 739 | 123 | 111 | - | 209 | 365 | 190 | 210 |
| | F | 1,561 | 11 | 358 | 886 | 269 | 126 | 113 | - | 194 | 246 | 137 | 125 |
| Goheung-gun | S.T | 7,729 | 24 | 914 | 4,587 | 2,622 | 482 | 431 | 1 | 999 | 2,886 | 2,160 | 987 |
| | M | 3,996 | 17 | 428 | 2,159 | 1,964 | 310 | 239 | 1 | 368 | 1,461 | 1,056 | 560 |
| | F | 3,733 | 7 | 486 | 2,428 | 658 | 172 | 192 | - | 631 | 1,425 | 1,104 | 427 |
| Boseong-gun | S.T | 5,402 | 21 | 454 | 2,610 | 1,640 | 523 | 382 | 1 | 1,588 | 1,652 | 1,217 | 550 |
| | M | 2,764 | 16 | 242 | 1,321 | 1,163 | 289 | 243 | - | 640 | 922 | 660 | 340 |
| | F | 2,638 | 5 | 212 | 1,289 | 477 | 234 | 139 | 1 | 948 | 730 | 557 | 210 |
| Hwasun-gun | S.T | 6,733 | 32 | 983 | 4,033 | 2,181 | 711 | 362 | - | 537 | 1,392 | 810 | 678 |
| | M | 3,900 | 22 | 462 | 2,387 | 1,672 | 332 | 167 | - | 303 | 882 | 490 | 457 |
| | F | 2,833 | 10 | 521 | 1,646 | 509 | 379 | 195 | - | 234 | 510 | 320 | 221 |
| Jangheung-gun | S.T | 4,148 | 13 | 543 | 2,324 | 1,364 | 238 | 285 | - | 702 | 952 | 473 | 533 |
| | M | 2,204 | 12 | 257 | 1,175 | 1,000 | 129 | 140 | - | 332 | 531 | 242 | 318 |
| | F | 1,944 | 1 | 286 | 1,149 | 364 | 109 | 145 | - | 370 | 421 | 231 | 215 |
| Gangjin-gun | S.T | 4,315 | 31 | 326 | 2,458 | 1,370 | 288 | 393 | - | 1,236 | 1,179 | 798 | 498 |
| | M | 2,166 | 25 | 157 | 1,210 | 946 | 143 | 201 | - | 511 | 606 | 388 | 287 |
| | F | 2,149 | 6 | 169 | 1,248 | 424 | 145 | 192 | - | 725 | 573 | 410 | 211 |
| Haenam-gun | S.T | 7,962 | 42 | 842 | 4,820 | 2,550 | 576 | 579 | 1 | 981 | 1,673 | 963 | 822 |
| | M | 4,351 | 28 | 406 | 2,577 | 1,842 | 343 | 277 | - | 557 | 960 | 519 | 506 |
| | F | 3,611 | 14 | 436 | 2,243 | 708 | 233 | 302 | 1 | 424 | 713 | 444 | 316 |
| Yeongam-gun | S.T | 7,329 | 47 | 519 | 4,802 | 2,533 | 479 | 319 | 1 | 889 | 1,681 | 976 | 843 |
| | M | 4,850 | 34 | 246 | 3,316 | 1,992 | 316 | 150 | 1 | 467 | 1,121 | 627 | 587 |
| | F | 2,479 | 13 | 273 | 1,486 | 541 | 163 | 169 | - | 422 | 560 | 349 | 256 |
| Muan-gun | S.T | 7,791 | 26 | 510 | 5,025 | 2,752 | 474 | 355 | 1 | 1,353 | 1,932 | 1,135 | 895 |
| | M | 4,751 | 16 | 259 | 3,100 | 2,107 | 283 | 157 | 1 | 763 | 1,229 | 711 | 591 |
| | F | 3,040 | 10 | 251 | 1,925 | 645 | 191 | 198 | - | 590 | 703 | 424 | 304 |
| Hampyeong-gun | S.T | 3,817 | 18 | 399 | 2,388 | 1,299 | 250 | 231 | - | 434 | 984 | 652 | 416 |
| | M | 2,189 | 12 | 188 | 1,307 | 1,003 | 149 | 127 | - | 214 | 591 | 365 | 277 |
| | F | 1,628 | 6 | 211 | 1,081 | 296 | 101 | 104 | - | 220 | 393 | 287 | 139 |
| Yeonggwang-gun | S.T | 6,183 | 17 | 1,579 | 3,635 | 1,735 | 672 | 276 | - | 532 | 1,068 | 523 | 603 |
| | M | 3,395 | 12 | 691 | 2,010 | 1,352 | 324 | 91 | - | 280 | 668 | 319 | 393 |
| | F | 2,788 | 5 | 888 | 1,625 | 383 | 348 | 185 | - | 252 | 400 | 204 | 210 |

Note : 1) Based on Resident Registration Address

2) Includes examinees with overlapping diagnoses within each item

3) The number of actual examinees means total examinees who were diagnosed of suspected disease, and it is different from databases on table -4

Table I -9

Detailed Statistics on First Diagnoses of Suspected Disease Status

| Division | | XGeneral suspected diseasea | | | | | | | | | × X `Suspected hypertension or diabetesa | | |
|---------------------|-----|-----------------------------|-------|--------|---------|--------|--------|--------|----|--------|--|--------|--------|
| | | | | | | | | | | | | | |
| Jangseong-gun | S.T | 5,184 | 45 | 440 | 2,978 | 1,761 | 329 | 328 | - | 942 | 1,020 | 594 | 482 |
| | M | 3,186 | 37 | 251 | 1,839 | 1,365 | 164 | 162 | - | 459 | 668 | 400 | 309 |
| | F | 1,998 | 8 | 189 | 1,139 | 396 | 165 | 166 | - | 483 | 352 | 194 | 173 |
| Wando-gun | S.T | 5,065 | 46 | 452 | 2,989 | 1,871 | 335 | 265 | - | 833 | 1,230 | 730 | 586 |
| | M | 2,921 | 30 | 262 | 1,630 | 1,399 | 203 | 158 | - | 455 | 795 | 469 | 389 |
| | F | 2,144 | 16 | 190 | 1,359 | 472 | 132 | 107 | - | 378 | 435 | 261 | 197 |
| Jindo-gun | S.T | 2,796 | 16 | 346 | 1,565 | 1,040 | 195 | 191 | - | 295 | 571 | 310 | 283 |
| | M | 1,502 | 12 | 153 | 814 | 728 | 105 | 88 | - | 137 | 351 | 181 | 184 |
| | F | 1,294 | 4 | 193 | 751 | 312 | 90 | 103 | - | 158 | 220 | 129 | 99 |
| Sinan-gun | S.T | 5,097 | 30 | 540 | 3,094 | 1,865 | 351 | 266 | 2 | 648 | 1,245 | 791 | 533 |
| | M | 2,949 | 22 | 306 | 1,729 | 1,409 | 195 | 149 | - | 344 | 744 | 457 | 341 |
| | F | 2,148 | 8 | 234 | 1,365 | 456 | 156 | 117 | 2 | 304 | 501 | 334 | 192 |
| Gyeongbuk | S.T | 276,582 | 1,575 | 33,314 | 156,624 | 91,769 | 24,551 | 12,718 | 17 | 52,710 | 62,757 | 43,132 | 23,535 |
| | M | 171,112 | 1,040 | 16,716 | 100,077 | 70,661 | 13,517 | 5,717 | 6 | 29,670 | 41,653 | 28,264 | 16,194 |
| | F | 105,470 | 535 | 16,598 | 56,547 | 21,108 | 11,034 | 7,001 | 11 | 23,040 | 21,104 | 14,868 | 7,341 |
| Pohang-si Nam-gu | S.T | 24,787 | 100 | 2,215 | 14,566 | 9,213 | 1,815 | 901 | 1 | 3,198 | 6,696 | 4,649 | 2,465 |
| | M | 17,262 | 81 | 1,191 | 10,616 | 7,506 | 1,113 | 436 | - | 1,832 | 5,014 | 3,476 | 1,880 |
| | F | 7,525 | 19 | 1,024 | 3,950 | 1,707 | 702 | 465 | 1 | 1,366 | 1,682 | 1,173 | 585 |
| Pohang-si Buk-gu | S.T | 24,023 | 141 | 2,032 | 14,255 | 8,685 | 1,984 | 1,006 | 2 | 2,755 | 6,462 | 4,307 | 2,568 |
| | M | 15,992 | 93 | 1,048 | 9,796 | 6,940 | 1,215 | 402 | - | 1,600 | 4,639 | 3,039 | 1,906 |
| | F | 8,031 | 48 | 984 | 4,459 | 1,745 | 769 | 604 | 2 | 1,155 | 1,823 | 1,268 | 662 |
| Gyeongju-si | S.T | 29,351 | 170 | 6,193 | 17,069 | 8,980 | 2,551 | 1,273 | - | 3,207 | 7,015 | 4,853 | 2,681 |
| | M | 18,177 | 123 | 2,761 | 10,837 | 6,988 | 1,485 | 567 | - | 2,437 | 4,879 | 3,379 | 1,877 |
| | F | 11,174 | 47 | 3,432 | 6,232 | 1,992 | 1,066 | 706 | - | 770 | 2,136 | 1,474 | 804 |
| Gimcheon-si | S.T | 15,437 | 43 | 1,136 | 8,778 | 4,517 | 1,360 | 864 | - | 4,315 | 3,019 | 2,116 | 1,114 |
| | M | 8,893 | 36 | 602 | 5,277 | 3,334 | 709 | 422 | - | 2,204 | 1,803 | 1,231 | 726 |
| | F | 6,544 | 7 | 534 | 3,501 | 1,183 | 651 | 442 | - | 2,111 | 1,216 | 885 | 388 |
| Andong-si | S.T | 18,460 | 31 | 3,180 | 8,101 | 5,453 | 1,894 | 698 | 1 | 10,410 | 3,604 | 2,321 | 1,445 |
| | M | 10,552 | 15 | 1,709 | 4,820 | 4,010 | 1,187 | 357 | - | 5,298 | 2,213 | 1,358 | 965 |
| | F | 7,908 | 16 | 1,471 | 3,281 | 1,443 | 707 | 341 | 1 | 5,112 | 1,391 | 963 | 480 |
| Gumi-si | S.T | 39,871 | 268 | 2,087 | 25,246 | 14,648 | 2,677 | 1,645 | 2 | 5,594 | 7,268 | 4,842 | 2,755 |
| | M | 27,571 | 155 | 1,189 | 18,084 | 11,958 | 1,488 | 474 | 1 | 3,929 | 5,305 | 3,573 | 1,995 |
| | F | 12,300 | 113 | 898 | 7,162 | 2,690 | 1,189 | 1,171 | 1 | 1,665 | 1,963 | 1,269 | 760 |
| Yeongju-si | S.T | 12,435 | 25 | 800 | 6,147 | 3,589 | 1,044 | 531 | - | 5,428 | 2,902 | 2,196 | 864 |
| | M | 7,073 | 17 | 444 | 3,562 | 2,662 | 567 | 241 | - | 2,744 | 1,739 | 1,274 | 583 |
| | F | 5,362 | 8 | 356 | 2,585 | 927 | 477 | 290 | - | 2,684 | 1,163 | 922 | 281 |
| Yeongcheon-si | S.T | 10,590 | 159 | 2,410 | 5,548 | 3,210 | 878 | 539 | - | 895 | 2,301 | 1,527 | 1,010 |
| | M | 6,247 | 97 | 1,103 | 3,413 | 2,396 | 516 | 243 | - | 523 | 1,448 | 945 | 648 |
| | F | 4,343 | 62 | 1,307 | 2,135 | 814 | 362 | 296 | - | 372 | 853 | 582 | 362 |
| Sangju-si | S.T | 10,809 | 51 | 1,557 | 6,291 | 3,570 | 1,416 | 504 | - | 722 | 2,036 | 1,367 | 755 |
| | M | 5,876 | 30 | 736 | 3,414 | 2,551 | 639 | 247 | - | 363 | 1,253 | 823 | 479 |
| | F | 4,933 | 21 | 821 | 2,877 | 1,019 | 777 | 257 | - | 359 | 783 | 544 | 276 |

XX aX X

j aX X X X

kaX X X X X X X X

X X X X (List of Key English Terminology)

XXXeX `Number of actual examineesX `TuberculosisaX `other chest diseaseaX `Dyslipidemiaa

XXXeX `liver diseaseaX `kidney diseaseaX `anemiaaX `OsteoporosisaX `other diseasea

XXXeX `HypertensionaX `diabetesa

#

O

Based on General Health Screening by District and Gender <Cont'd>

XX a

(Unit : Person)

| Division | | XGeneral suspected diseasea | | | | | | | | | Suspected hypertension or diabetesa | | |
|----------------|-----|-----------------------------|-----|-------|--------|-------|-------|-------|---|-------|-------------------------------------|-------|-------|
| | | | | | | | | | | | | | |
| Mungyeong-si | S.T | 7,343 | 24 | 1,132 | 3,959 | 2,582 | 757 | 391 | - | 534 | 1,555 | 1,018 | 647 |
| | M | 4,267 | 16 | 673 | 2,168 | 1,839 | 437 | 172 | - | 312 | 933 | 596 | 420 |
| | F | 3,076 | 8 | 459 | 1,791 | 743 | 320 | 219 | - | 222 | 622 | 422 | 227 |
| Gyeongsan-si | S.T | 23,541 | 134 | 2,672 | 13,900 | 8,126 | 1,915 | 1,115 | 4 | 2,946 | 5,631 | 3,797 | 2,181 |
| | M | 14,727 | 88 | 1,361 | 9,077 | 6,204 | 1,043 | 373 | 3 | 1,829 | 3,764 | 2,486 | 1,521 |
| | F | 8,814 | 46 | 1,311 | 4,823 | 1,922 | 872 | 742 | 1 | 1,117 | 1,867 | 1,311 | 660 |
| Gunwi-gun | S.T | 2,927 | 15 | 423 | 1,629 | 883 | 335 | 205 | 1 | 371 | 727 | 541 | 224 |
| | M | 1,586 | 10 | 207 | 843 | 625 | 174 | 119 | 1 | 197 | 416 | 305 | 137 |
| | F | 1,341 | 5 | 216 | 786 | 258 | 161 | 86 | - | 174 | 311 | 236 | 87 |
| Uiseong-gun | S.T | 6,805 | 26 | 972 | 3,627 | 1,921 | 727 | 419 | - | 2,118 | 1,729 | 1,148 | 661 |
| | M | 3,562 | 16 | 472 | 1,849 | 1,343 | 370 | 247 | - | 1,017 | 1,004 | 667 | 396 |
| | F | 3,243 | 10 | 500 | 1,778 | 578 | 357 | 172 | - | 1,101 | 725 | 481 | 265 |
| Cheongsong-gun | S.T | 3,335 | 53 | 668 | 1,595 | 1,025 | 333 | 148 | - | 1,044 | 780 | 549 | 278 |
| | M | 1,841 | 31 | 305 | 903 | 752 | 176 | 95 | - | 509 | 441 | 311 | 154 |
| | F | 1,494 | 22 | 363 | 692 | 273 | 157 | 53 | - | 535 | 339 | 238 | 124 |
| Yeongyang-gun | S.T | 2,156 | 12 | 426 | 975 | 652 | 170 | 93 | - | 997 | 423 | 298 | 153 |
| | M | 1,165 | 7 | 226 | 547 | 468 | 103 | 59 | - | 469 | 270 | 197 | 93 |
| | F | 991 | 5 | 200 | 428 | 184 | 67 | 34 | - | 528 | 153 | 101 | 60 |
| Yeongdeok-gun | S.T | 3,586 | 71 | 574 | 1,671 | 1,284 | 385 | 208 | 1 | 452 | 877 | 618 | 294 |
| | M | 1,819 | 41 | 259 | 851 | 845 | 195 | 112 | 1 | 162 | 508 | 337 | 196 |
| | F | 1,767 | 30 | 315 | 820 | 439 | 190 | 96 | - | 290 | 369 | 281 | 98 |
| Cheongdo-gun | S.T | 5,248 | 37 | 843 | 2,892 | 1,642 | 584 | 451 | - | 534 | 1,342 | 950 | 470 |
| | M | 2,785 | 27 | 412 | 1,471 | 1,161 | 255 | 282 | - | 274 | 731 | 487 | 288 |
| | F | 2,463 | 10 | 431 | 1,421 | 481 | 329 | 169 | - | 260 | 611 | 463 | 182 |
| Goryeong-gun | S.T | 3,879 | 27 | 450 | 2,263 | 1,207 | 403 | 273 | - | 473 | 945 | 651 | 341 |
| | M | 2,398 | 21 | 251 | 1,377 | 947 | 226 | 152 | - | 290 | 583 | 397 | 220 |
| | F | 1,481 | 6 | 199 | 886 | 260 | 177 | 121 | - | 183 | 362 | 254 | 121 |
| Seongju-gun | S.T | 4,847 | 33 | 571 | 2,767 | 1,331 | 629 | 289 | 2 | 795 | 1,197 | 837 | 449 |
| | M | 2,635 | 22 | 269 | 1,497 | 991 | 292 | 160 | - | 368 | 697 | 486 | 282 |
| | F | 2,212 | 11 | 302 | 1,270 | 340 | 337 | 129 | 2 | 427 | 500 | 351 | 167 |
| Chilgok-gun | S.T | 12,420 | 82 | 1,173 | 7,638 | 4,556 | 1,076 | 542 | 1 | 1,301 | 2,505 | 1,744 | 897 |
| | M | 8,359 | 63 | 648 | 5,325 | 3,643 | 513 | 236 | - | 915 | 1,738 | 1,225 | 612 |
| | F | 4,061 | 19 | 525 | 2,313 | 913 | 563 | 306 | 1 | 386 | 767 | 519 | 285 |
| Yecheon-gun | S.T | 4,790 | 10 | 580 | 2,393 | 1,458 | 468 | 224 | 2 | 1,892 | 1,225 | 880 | 414 |
| | M | 2,616 | 6 | 279 | 1,288 | 1,052 | 245 | 117 | - | 930 | 685 | 481 | 248 |
| | F | 2,174 | 4 | 301 | 1,105 | 406 | 223 | 107 | 2 | 962 | 540 | 399 | 166 |
| Bonghwa-gun | S.T | 3,650 | 11 | 366 | 1,912 | 1,117 | 305 | 169 | - | 1,334 | 944 | 660 | 325 |
| | M | 2,043 | 6 | 198 | 1,029 | 822 | 180 | 89 | - | 700 | 549 | 383 | 197 |
| | F | 1,607 | 5 | 168 | 883 | 295 | 125 | 80 | - | 634 | 395 | 277 | 128 |
| Uljin-gun | S.T | 5,161 | 49 | 737 | 2,728 | 1,733 | 603 | 205 | - | 1,208 | 1,309 | 1,078 | 450 |
| | M | 2,996 | 37 | 306 | 1,627 | 1,320 | 289 | 103 | - | 670 | 873 | 689 | 309 |
| | F | 2,165 | 12 | 431 | 1,101 | 413 | 314 | 102 | - | 538 | 436 | 389 | 141 |

Note : 1) Based on Resident Registration Address

2) Includes examinees with overlapping diagnoses within each item

3) The number of actual examinees means total examinees who were diagnosed of suspected disease, and it is different from databases on table -4

제 I -9 표

Ü Ü

Table I -9

Detailed Statistics on First Diagnoses of Suspected Disease Status

| Division | | XGeneral suspected diseasea | | | | | | | | | × X `Suspected hypertension or diabetesa | | |
|-------------------------------|-----|-----------------------------|-------|--------|---------|---------|--------|--------|----|--------|--|--------|--------|
| | | | | | | | | | | | | | |
| Ulleung-gun | S.T | 1,131 | 3 | 117 | 674 | 387 | 242 | 25 | - | 187 | 265 | 185 | 94 |
| | M | 670 | 2 | 67 | 406 | 304 | 100 | 12 | - | 98 | 168 | 119 | 62 |
| | F | 461 | 1 | 50 | 268 | 83 | 142 | 13 | - | 89 | 97 | 66 | 32 |
| Gyeongnam | S.T | 334,477 | 1,776 | 44,384 | 200,096 | 112,456 | 24,948 | 13,794 | 10 | 52,120 | 76,655 | 50,182 | 31,100 |
| | M | 215,821 | 1,247 | 23,357 | 134,509 | 87,911 | 14,136 | 5,402 | 7 | 33,049 | 53,812 | 35,073 | 22,257 |
| | F | 118,656 | 529 | 21,027 | 65,587 | 24,545 | 10,812 | 8,392 | 3 | 19,071 | 22,843 | 15,109 | 8,843 |
| Changwon-si Uichang-gu | S.T | 25,786 | 126 | 3,444 | 15,281 | 8,797 | 2,058 | 1,043 | - | 4,286 | 6,184 | 3,839 | 2,751 |
| | M | 16,943 | 77 | 1,864 | 10,464 | 6,922 | 1,211 | 362 | - | 2,822 | 4,379 | 2,765 | 1,935 |
| | F | 8,843 | 49 | 1,580 | 4,817 | 1,875 | 847 | 681 | - | 1,464 | 1,805 | 1,074 | 816 |
| Changwon-si Seongsan-gu | S.T | 26,922 | 125 | 2,996 | 16,956 | 8,909 | 1,839 | 913 | 2 | 4,837 | 5,684 | 3,595 | 2,391 |
| | M | 19,497 | 100 | 1,786 | 12,906 | 7,469 | 1,032 | 266 | 1 | 3,488 | 4,557 | 2,921 | 1,892 |
| | F | 7,425 | 25 | 1,210 | 4,050 | 1,440 | 807 | 647 | 1 | 1,349 | 1,127 | 674 | 499 |
| Changwon-si Masanhappo-gu | S.T | 16,963 | 75 | 2,507 | 10,005 | 5,922 | 1,227 | 673 | - | 1,982 | 3,723 | 2,222 | 1,745 |
| | M | 10,700 | 60 | 1,443 | 6,383 | 4,528 | 708 | 256 | - | 1,323 | 2,592 | 1,556 | 1,213 |
| | F | 6,263 | 15 | 1,064 | 3,622 | 1,394 | 519 | 417 | - | 659 | 1,131 | 666 | 532 |
| Changwon-si MasanHoewon-gu | S.T | 20,935 | 120 | 2,988 | 12,399 | 7,440 | 1,267 | 833 | - | 2,313 | 4,538 | 2,784 | 2,026 |
| | M | 13,359 | 91 | 1,657 | 8,205 | 5,743 | 759 | 254 | - | 1,470 | 3,223 | 2,003 | 1,429 |
| | F | 7,576 | 29 | 1,331 | 4,194 | 1,697 | 508 | 579 | - | 843 | 1,315 | 781 | 597 |
| Changwon-si Jinhae-gu | S.T | 18,591 | 66 | 2,542 | 10,887 | 6,829 | 1,148 | 562 | - | 2,868 | 3,765 | 2,243 | 1,704 |
| | M | 13,130 | 50 | 1,426 | 8,046 | 5,631 | 707 | 213 | - | 1,962 | 2,949 | 1,775 | 1,320 |
| | F | 5,461 | 16 | 1,116 | 2,841 | 1,198 | 441 | 349 | - | 906 | 816 | 468 | 384 |
| Jinju-si | S.T | 32,736 | 132 | 4,850 | 19,301 | 10,526 | 2,203 | 1,375 | - | 5,845 | 6,981 | 4,864 | 2,522 |
| | M | 19,781 | 95 | 2,673 | 12,160 | 8,127 | 1,272 | 511 | - | 3,011 | 4,594 | 3,092 | 1,800 |
| | F | 12,955 | 37 | 2,177 | 7,141 | 2,399 | 931 | 864 | - | 2,834 | 2,387 | 1,772 | 722 |
| Tongyeong-si | S.T | 12,681 | 149 | 2,205 | 7,029 | 4,384 | 817 | 544 | - | 1,865 | 3,039 | 1,812 | 1,436 |
| | M | 8,001 | 80 | 1,155 | 4,574 | 3,429 | 466 | 214 | - | 1,188 | 2,160 | 1,259 | 1,063 |
| | F | 4,680 | 69 | 1,050 | 2,455 | 955 | 351 | 330 | - | 677 | 879 | 553 | 373 |
| Sacheon-si | S.T | 11,049 | 26 | 1,304 | 6,732 | 3,832 | 800 | 516 | - | 1,273 | 2,434 | 1,594 | 960 |
| | M | 6,898 | 23 | 647 | 4,299 | 2,890 | 475 | 237 | - | 806 | 1,637 | 1,076 | 658 |
| | F | 4,151 | 3 | 657 | 2,433 | 942 | 325 | 279 | - | 467 | 797 | 518 | 302 |
| Gimhae-si | S.T | 49,453 | 208 | 5,757 | 30,812 | 17,599 | 3,799 | 1,813 | 5 | 7,031 | 10,634 | 6,867 | 4,387 |
| | M | 33,661 | 150 | 3,015 | 22,046 | 13,919 | 2,356 | 521 | 3 | 4,925 | 7,670 | 4,909 | 3,249 |
| | F | 15,792 | 58 | 2,742 | 8,766 | 3,680 | 1,443 | 1,292 | 2 | 2,106 | 2,964 | 1,958 | 1,138 |
| Miryang-si | S.T | 11,345 | 84 | 1,830 | 6,452 | 3,632 | 830 | 648 | - | 1,335 | 2,693 | 1,756 | 1,123 |
| | M | 6,547 | 66 | 926 | 3,876 | 2,674 | 469 | 301 | - | 644 | 1,599 | 1,020 | 702 |
| | F | 4,798 | 18 | 904 | 2,576 | 958 | 361 | 347 | - | 691 | 1,094 | 736 | 421 |
| Geoje-si | S.T | 26,377 | 80 | 1,392 | 15,919 | 7,978 | 1,958 | 693 | 1 | 8,120 | 7,803 | 5,593 | 2,649 |
| | M | 19,431 | 63 | 901 | 12,417 | 6,783 | 1,115 | 264 | 1 | 5,489 | 6,236 | 4,586 | 2,013 |
| | F | 6,946 | 17 | 491 | 3,502 | 1,195 | 843 | 429 | - | 2,631 | 1,567 | 1,007 | 636 |
| Yangsan-si | S.T | 28,315 | 229 | 3,573 | 17,655 | 9,694 | 2,360 | 1,049 | 1 | 4,561 | 6,598 | 4,448 | 2,596 |
| | M | 18,375 | 162 | 1,743 | 12,151 | 7,430 | 1,273 | 377 | 1 | 2,922 | 4,659 | 3,092 | 1,904 |
| | F | 9,940 | 67 | 1,830 | 5,504 | 2,264 | 1,087 | 672 | - | 1,639 | 1,939 | 1,356 | 692 |

XX aX X

j aX X X

kaX X X

X X X X (List of Key English Terminology)

XXX X `Number of actual examinees

aX `Tuberculosis

aX `other chest disease

aX `Dyslipidemia

XXX X `liver disease

aX `kidney disease

aX `anemia

aX `Osteoporosis

aX `other disease

XXX X `Hypertension

aX `diabetes

#

O

Based on General Health Screening by District and Gender <Cont'd>

| | | XX a (Unit : Person) | | | | | | | | | | | |
|-----------------|-----|-----------------------------|------------|--------------|---------------|---------------|--------------|--------------|---|--------------|---|--------------|--------------|
| Division | | XGeneral suspected diseasea | | | | | | | | | x X Suspected hypertension or diabetesa | | |
| | | | | | | | | | | | | | |
| Uiryeong-gun | S.T | 2,990 | 23 | 504 | 1,636 | 1,054 | 273 | 189 | - | 343 | 794 | 553 | 295 |
| | M | 1,630 | 15 | 266 | 897 | 732 | 134 | 117 | - | 140 | 458 | 304 | 185 |
| | F | 1,360 | 8 | 238 | 739 | 322 | 139 | 72 | - | 203 | 336 | 249 | 110 |
| Haman-gun | S.T | 7,054 | 40 | 1,024 | 4,120 | 2,463 | 480 | 293 | - | 803 | 1,617 | 1,074 | 630 |
| | M | 4,552 | 23 | 571 | 2,731 | 1,906 | 289 | 124 | - | 531 | 1,113 | 736 | 444 |
| | F | 2,502 | 17 | 453 | 1,389 | 557 | 191 | 169 | - | 272 | 504 | 338 | 186 |
| Changnyeong-gun | S.T | 6,324 | 54 | 857 | 3,678 | 1,989 | 578 | 477 | - | 620 | 1,512 | 1,056 | 555 |
| | M | 3,519 | 35 | 417 | 2,051 | 1,440 | 287 | 201 | - | 336 | 909 | 618 | 356 |
| | F | 2,805 | 19 | 440 | 1,627 | 549 | 291 | 276 | - | 284 | 603 | 438 | 199 |
| Goseong-gun | S.T | 6,249 | 76 | 956 | 3,481 | 2,087 | 677 | 354 | 1 | 701 | 1,368 | 889 | 567 |
| | M | 3,724 | 48 | 458 | 2,173 | 1,568 | 344 | 179 | 1 | 363 | 914 | 570 | 407 |
| | F | 2,525 | 28 | 498 | 1,308 | 519 | 333 | 175 | - | 338 | 454 | 319 | 160 |
| Namhae-gun | S.T | 5,302 | 38 | 1,212 | 2,752 | 1,733 | 478 | 360 | - | 423 | 1,196 | 814 | 462 |
| | M | 2,737 | 26 | 489 | 1,404 | 1,217 | 249 | 208 | - | 205 | 702 | 457 | 296 |
| | F | 2,565 | 12 | 723 | 1,348 | 516 | 229 | 152 | - | 218 | 494 | 357 | 166 |
| Hadong-gun | S.T | 5,576 | 31 | 945 | 3,226 | 1,744 | 367 | 356 | - | 766 | 1,519 | 1,106 | 497 |
| | M | 2,994 | 22 | 420 | 1,726 | 1,249 | 199 | 211 | - | 343 | 875 | 615 | 323 |
| | F | 2,582 | 9 | 525 | 1,500 | 495 | 168 | 145 | - | 423 | 644 | 491 | 174 |
| Sancheong-gun | S.T | 3,744 | 15 | 720 | 2,098 | 1,180 | 254 | 219 | - | 532 | 703 | 493 | 252 |
| | M | 2,048 | 10 | 368 | 1,122 | 880 | 143 | 131 | - | 235 | 416 | 283 | 166 |
| | F | 1,696 | 5 | 352 | 976 | 300 | 111 | 88 | - | 297 | 287 | 210 | 86 |
| Hamyang-gun | S.T | 4,536 | 10 | 829 | 2,630 | 1,398 | 363 | 263 | - | 473 | 1,140 | 815 | 390 |
| | M | 2,348 | 6 | 357 | 1,342 | 1,015 | 160 | 139 | - | 231 | 646 | 457 | 227 |
| | F | 2,188 | 4 | 472 | 1,288 | 383 | 203 | 124 | - | 242 | 494 | 358 | 163 |
| Geochang-gun | S.T | 6,001 | 35 | 623 | 3,962 | 1,787 | 497 | 316 | - | 367 | 1,538 | 962 | 702 |
| | M | 3,186 | 26 | 278 | 1,998 | 1,323 | 233 | 139 | - | 227 | 876 | 546 | 418 |
| | F | 2,815 | 9 | 345 | 1,964 | 464 | 264 | 177 | - | 140 | 662 | 416 | 284 |
| Hapcheon-gun | S.T | 5,548 | 34 | 1,326 | 3,085 | 1,479 | 675 | 305 | - | 776 | 1,192 | 803 | 460 |
| | M | 2,760 | 19 | 497 | 1,538 | 1,036 | 255 | 177 | - | 388 | 648 | 433 | 257 |
| | F | 2,788 | 15 | 829 | 1,547 | 443 | 420 | 128 | - | 388 | 544 | 370 | 203 |
| Jeju | S.T | 48,618 | 122 | 3,430 | 29,004 | 18,681 | 5,422 | 1,879 | - | 7,625 | 13,106 | 9,939 | 3,926 |
| | M | 30,046 | 85 | 1,950 | 18,395 | 14,479 | 2,899 | 663 | - | 4,584 | 8,750 | 6,516 | 2,829 |
| | F | 18,572 | 37 | 1,480 | 10,609 | 4,202 | 2,523 | 1,216 | - | 3,041 | 4,356 | 3,423 | 1,097 |
| Jeju-si | S.T | 34,903 | 85 | 2,206 | 21,029 | 13,496 | 4,176 | 1,386 | - | 4,726 | 8,995 | 6,664 | 2,822 |
| | M | 21,877 | 60 | 1,254 | 13,641 | 10,546 | 2,205 | 441 | - | 2,895 | 6,194 | 4,506 | 2,081 |
| | F | 13,026 | 25 | 952 | 7,388 | 2,950 | 1,971 | 945 | - | 1,831 | 2,801 | 2,158 | 741 |
| Seogwipo-si | S.T | 13,715 | 37 | 1,224 | 7,975 | 5,185 | 1,246 | 493 | - | 2,899 | 4,111 | 3,275 | 1,104 |
| | M | 8,169 | 25 | 696 | 4,754 | 3,933 | 694 | 222 | - | 1,689 | 2,556 | 2,010 | 748 |
| | F | 5,546 | 12 | 528 | 3,221 | 1,252 | 552 | 271 | - | 1,210 | 1,555 | 1,265 | 356 |

Note : 1) Based on Resident Registration Address

2) Includes examinees with overlapping diagnoses within each item

3) The number of actual examinees means total examinees who were diagnosed of suspected disease, and it is different from databases on table -4

Table I -11

Detailed Statistics on Patients with Disease Based on First Diagnoses in General Health Screening by District and Gender

XX a
(Unit : Person)

| Division | | Diagnosed with diseasea | | | | |
|--------------|--------------|----------------------------|------------------|----------------|----------------|---------------|
| | | Number of actual examinees | Hypertension | Diabetes | Dyslipidemia | Tuberculosis |
| Total | Total | 1,930,087 | 1,544,286 | 575,213 | 244,226 | 16,448 |
| | M | 1,020,893 | 801,295 | 332,589 | 101,703 | 11,030 |
| | F | 909,194 | 742,991 | 242,624 | 142,523 | 5,418 |
| Seoul | S.T | 366,815 | 292,462 | 105,209 | 61,615 | 4,187 |
| | M | 194,060 | 154,401 | 61,595 | 23,576 | 2,623 |
| | F | 172,755 | 138,061 | 43,614 | 38,039 | 1,564 |
| Busan | S.T | 127,326 | 99,036 | 40,883 | 14,248 | 1,041 |
| | M | 69,241 | 52,795 | 24,321 | 5,963 | 741 |
| | F | 58,085 | 46,241 | 16,562 | 8,285 | 300 |
| Daegu | S.T | 85,623 | 66,446 | 26,383 | 10,419 | 872 |
| | M | 45,745 | 35,003 | 15,282 | 4,203 | 556 |
| | F | 39,878 | 31,443 | 11,101 | 6,216 | 316 |
| Incheon | S.T | 106,014 | 85,182 | 30,905 | 14,173 | 838 |
| | M | 59,037 | 47,135 | 18,244 | 5,928 | 578 |
| | F | 46,977 | 38,047 | 12,661 | 8,245 | 260 |
| Gwangju | S.T | 49,207 | 38,546 | 15,395 | 5,442 | 460 |
| | M | 26,258 | 19,913 | 9,022 | 2,452 | 310 |
| | F | 22,949 | 18,633 | 6,373 | 2,990 | 150 |
| Daejeon | S.T | 58,398 | 46,813 | 17,124 | 7,512 | 388 |
| | M | 32,079 | 25,243 | 10,164 | 3,450 | 281 |
| | F | 26,319 | 21,570 | 6,960 | 4,062 | 107 |
| Ulsan | S.T | 35,970 | 28,105 | 10,503 | 3,556 | 580 |
| | M | 20,939 | 16,022 | 6,380 | 1,686 | 413 |
| | F | 15,031 | 12,083 | 4,123 | 1,870 | 167 |
| Sejong | S.T | 5,070 | 4,203 | 1,528 | 507 | 29 |
| | M | 2,482 | 1,995 | 832 | 210 | 23 |
| | F | 2,588 | 2,208 | 696 | 297 | 6 |
| Gyeonggi | S.T | 419,244 | 336,280 | 124,755 | 53,524 | 3,910 |
| | M | 229,871 | 181,971 | 73,912 | 22,734 | 2,595 |
| | F | 189,373 | 154,309 | 50,843 | 30,790 | 1,315 |
| Gangwon | S.T | 82,036 | 68,499 | 23,919 | 8,549 | 432 |
| | M | 41,676 | 34,256 | 13,357 | 3,160 | 292 |
| | F | 40,360 | 34,243 | 10,562 | 5,389 | 140 |
| Chungbuk | S.T | 71,282 | 57,786 | 20,966 | 7,561 | 536 |
| | M | 35,923 | 28,401 | 11,486 | 3,028 | 369 |
| | F | 35,359 | 29,385 | 9,480 | 4,533 | 167 |
| Chungnam | S.T | 91,807 | 75,575 | 26,670 | 11,005 | 705 |
| | M | 45,779 | 36,780 | 14,712 | 4,442 | 505 |
| | F | 46,028 | 38,795 | 11,958 | 6,563 | 200 |
| Jeonbuk | S.T | 75,144 | 60,996 | 24,007 | 7,815 | 459 |
| | M | 37,517 | 29,366 | 13,556 | 3,232 | 325 |
| | F | 37,627 | 31,630 | 10,451 | 4,583 | 134 |
| Jeonnam | S.T | 97,237 | 79,714 | 30,701 | 8,589 | 510 |
| | M | 45,363 | 35,477 | 16,239 | 3,347 | 375 |
| | F | 51,874 | 44,237 | 14,462 | 5,242 | 135 |

XX aX

X

Note : 1) Based on Resident Registration Address

j aX X X X

2) Includes examinees with overlapping diagnoses within each item

kaX X X X X X X

3) The number of actual examinees means total examinees who were diagnosed of patients with disease

Table I -11

Detailed Statistics on Patients with Disease Based on First

| Division | | `Diagnosed with diseasea | | | | |
|---------------|-----|----------------------------|----------------|----------------|---------------|--------------|
| | | Number of actual examinees | Hypertension | Diabetes | Dyslipidemia | Tuberculosis |
| Gyeongbuk | S.T | 121,031 | 97,344 | 36,470 | 11,578 | 656 |
| | M | 60,137 | 46,720 | 20,190 | 4,653 | 442 |
| | F | 60,894 | 50,624 | 16,280 | 6,925 | 214 |
| Gyeongnam | S.T | 117,324 | 89,917 | 34,668 | 15,764 | 802 |
| | M | 63,583 | 46,438 | 20,132 | 8,721 | 568 |
| | F | 53,741 | 43,479 | 14,536 | 7,043 | 234 |
| Jeju | S.T | 20,559 | 17,382 | 5,127 | 2,369 | 43 |
| | M | 11,203 | 9,379 | 3,165 | 918 | 34 |
| | F | 9,356 | 8,003 | 1,962 | 1,451 | 9 |
| Seoul | S.T | 366,815 | 292,462 | 105,209 | 61,615 | 4,187 |
| | M | 194,060 | 154,401 | 61,595 | 23,576 | 2,623 |
| | F | 172,755 | 138,061 | 43,614 | 38,039 | 1,564 |
| Jongno-gu | S.T | 6,472 | 5,113 | 1,876 | 1,215 | 133 |
| | M | 3,251 | 2,541 | 1,054 | 412 | 88 |
| | F | 3,221 | 2,572 | 822 | 803 | 45 |
| Jung-gu | S.T | 5,328 | 4,189 | 1,656 | 831 | 58 |
| | M | 2,751 | 2,140 | 918 | 308 | 37 |
| | F | 2,577 | 2,049 | 738 | 523 | 21 |
| Yongsan-gu | S.T | 7,975 | 6,342 | 2,390 | 1,501 | 58 |
| | M | 4,001 | 3,200 | 1,298 | 551 | 32 |
| | F | 3,974 | 3,142 | 1,092 | 950 | 26 |
| Seongdong-gu | S.T | 11,596 | 9,280 | 3,547 | 1,913 | 161 |
| | M | 5,972 | 4,742 | 2,033 | 634 | 87 |
| | F | 5,624 | 4,538 | 1,514 | 1,279 | 74 |
| Gwangjin-gu | S.T | 12,634 | 9,973 | 3,732 | 2,123 | 226 |
| | M | 6,723 | 5,340 | 2,181 | 787 | 124 |
| | F | 5,911 | 4,633 | 1,551 | 1,336 | 102 |
| Dongdaemun-gu | S.T | 14,580 | 11,722 | 4,352 | 2,627 | 216 |
| | M | 7,513 | 6,009 | 2,517 | 971 | 118 |
| | F | 7,067 | 5,713 | 1,835 | 1,656 | 98 |
| Jungnang-gu | S.T | 16,656 | 13,184 | 5,017 | 2,817 | 176 |
| | M | 8,858 | 6,987 | 2,949 | 1,063 | 123 |
| | F | 7,798 | 6,197 | 2,068 | 1,754 | 53 |
| Seongbuk-gu | S.T | 18,679 | 15,036 | 5,389 | 3,436 | 263 |
| | M | 9,420 | 7,586 | 3,033 | 1,254 | 156 |
| | F | 9,259 | 7,450 | 2,356 | 2,182 | 107 |
| Gangbuk-gu | S.T | 14,777 | 12,053 | 4,424 | 2,444 | 127 |
| | M | 7,372 | 5,997 | 2,406 | 847 | 75 |
| | F | 7,405 | 6,056 | 2,018 | 1,597 | 52 |
| Dobong-gu | S.T | 15,033 | 12,007 | 4,427 | 2,458 | 183 |
| | M | 8,258 | 6,593 | 2,728 | 1,031 | 115 |
| | F | 6,775 | 5,414 | 1,699 | 1,427 | 68 |
| Nowon-gu | S.T | 22,431 | 17,874 | 6,297 | 4,342 | 199 |
| | M | 11,940 | 9,557 | 3,686 | 1,692 | 126 |
| | F | 10,491 | 8,317 | 2,611 | 2,650 | 73 |

xx aX X
j aX X X X
kaX X X X X X X

#

O

Diagnoses in General Health Screening by District and Gender <Cont'd>

XX a
(Unit : Person)

| Division | | *Diagnosed with diseasea | | | | |
|-----------------|-----|----------------------------|--------------|----------|--------------|--------------|
| | | Number of actual examinees | Hypertension | Diabetes | Dyslipidemia | Tuberculosis |
| Eunpyeong-gu | S.T | 19,013 | 15,376 | 5,644 | 3,127 | 121 |
| | M | 9,724 | 7,851 | 3,190 | 1,125 | 70 |
| | F | 9,289 | 7,525 | 2,454 | 2,002 | 51 |
| Seodaemun-gu | S.T | 12,695 | 10,268 | 3,613 | 2,604 | 102 |
| | M | 6,245 | 5,055 | 1,980 | 877 | 62 |
| | F | 6,450 | 5,213 | 1,633 | 1,727 | 40 |
| Mapo-gu | S.T | 14,041 | 11,343 | 3,971 | 2,472 | 201 |
| | M | 7,130 | 5,727 | 2,237 | 885 | 124 |
| | F | 6,911 | 5,616 | 1,734 | 1,587 | 77 |
| Yangcheon-gu | S.T | 16,091 | 12,698 | 4,509 | 2,288 | 267 |
| | M | 9,007 | 7,077 | 2,760 | 976 | 169 |
| | F | 7,084 | 5,621 | 1,749 | 1,312 | 98 |
| Gangseo-gu | S.T | 21,346 | 17,211 | 6,235 | 3,097 | 288 |
| | M | 11,279 | 9,077 | 3,603 | 1,187 | 206 |
| | F | 10,067 | 8,134 | 2,632 | 1,910 | 82 |
| Guro-gu | S.T | 16,542 | 13,420 | 4,680 | 2,236 | 317 |
| | M | 8,873 | 7,149 | 2,717 | 869 | 202 |
| | F | 7,669 | 6,271 | 1,963 | 1,367 | 115 |
| Geumcheon-gu | S.T | 9,215 | 7,465 | 2,722 | 1,107 | 77 |
| | M | 4,867 | 3,894 | 1,564 | 449 | 54 |
| | F | 4,348 | 3,571 | 1,158 | 658 | 23 |
| Yeongdeungpo-gu | S.T | 14,852 | 11,674 | 4,289 | 2,412 | 157 |
| | M | 7,953 | 6,239 | 2,552 | 952 | 105 |
| | F | 6,899 | 5,435 | 1,737 | 1,460 | 52 |
| Dongjak-gu | S.T | 14,310 | 11,415 | 3,911 | 2,214 | 139 |
| | M | 7,457 | 5,889 | 2,276 | 835 | 78 |
| | F | 6,853 | 5,526 | 1,635 | 1,379 | 61 |
| Gwanak-gu | S.T | 17,597 | 14,434 | 4,782 | 2,252 | 122 |
| | M | 9,165 | 7,485 | 2,727 | 858 | 76 |
| | F | 8,432 | 6,949 | 2,055 | 1,394 | 46 |
| Seocho-gu | S.T | 11,409 | 8,673 | 2,988 | 2,187 | 127 |
| | M | 6,615 | 5,030 | 1,967 | 979 | 92 |
| | F | 4,794 | 3,643 | 1,021 | 1,208 | 35 |
| Gangnam-gu | S.T | 15,468 | 12,020 | 3,982 | 2,842 | 158 |
| | M | 8,718 | 6,833 | 2,546 | 1,177 | 94 |
| | F | 6,750 | 5,187 | 1,436 | 1,665 | 64 |
| Songpa-gu | S.T | 20,682 | 16,190 | 5,723 | 3,677 | 186 |
| | M | 11,528 | 9,036 | 3,587 | 1,494 | 119 |
| | F | 9,154 | 7,154 | 2,136 | 2,183 | 67 |
| Gangdong-gu | S.T | 17,393 | 13,502 | 5,053 | 3,393 | 125 |
| | M | 9,440 | 7,367 | 3,086 | 1,363 | 91 |
| | F | 7,953 | 6,135 | 1,967 | 2,030 | 34 |
| Busan | S.T | 127,326 | 99,036 | 40,883 | 14,248 | 1,041 |
| | M | 69,241 | 52,795 | 24,321 | 5,963 | 741 |
| | F | 58,085 | 46,241 | 16,562 | 8,285 | 300 |

Note : 1) Based on Resident Registration Address

2) Includes examinees with overlapping diagnoses within each item

3) The number of actual examinees means total examinees who were diagnosed of patients with disease

Table I -11

Detailed Statistics on Patients with Disease Based on First

| Division | | `Diagnosed with diseasea | | | | |
|--------------|-----|----------------------------|--------------|----------|--------------|--------------|
| | | Number of actual examinees | Hypertension | Diabetes | Dyslipidemia | Tuberculosis |
| Jung-gu | S.T | 2,247 | 1,818 | 742 | 209 | 10 |
| | M | 1,090 | 867 | 394 | 72 | 7 |
| | F | 1,157 | 951 | 348 | 137 | 3 |
| Seo-gu | S.T | 5,833 | 4,833 | 1,875 | 590 | 45 |
| | M | 2,863 | 2,326 | 1,025 | 216 | 24 |
| | F | 2,970 | 2,507 | 850 | 374 | 21 |
| Dong-gu | S.T | 4,610 | 3,688 | 1,492 | 445 | 31 |
| | M | 2,256 | 1,749 | 830 | 148 | 24 |
| | F | 2,354 | 1,939 | 662 | 297 | 7 |
| Yeongdo-gu | S.T | 7,416 | 6,149 | 2,357 | 563 | 28 |
| | M | 3,778 | 3,083 | 1,291 | 216 | 18 |
| | F | 3,638 | 3,066 | 1,066 | 347 | 10 |
| Busanjin-gu | S.T | 15,997 | 12,567 | 4,947 | 2,310 | 130 |
| | M | 8,207 | 6,359 | 2,813 | 846 | 96 |
| | F | 7,790 | 6,208 | 2,134 | 1,464 | 34 |
| Dongnae-gu | S.T | 7,299 | 5,204 | 2,669 | 638 | 57 |
| | M | 4,322 | 3,029 | 1,687 | 353 | 41 |
| | F | 2,977 | 2,175 | 982 | 285 | 16 |
| Nam-gu | S.T | 12,306 | 9,821 | 3,928 | 1,263 | 77 |
| | M | 6,627 | 5,218 | 2,281 | 509 | 59 |
| | F | 5,679 | 4,603 | 1,647 | 754 | 18 |
| Buk-gu | S.T | 8,821 | 6,668 | 2,973 | 915 | 78 |
| | M | 5,153 | 3,856 | 1,868 | 450 | 59 |
| | F | 3,668 | 2,812 | 1,105 | 465 | 19 |
| Haeundae-gu | S.T | 13,170 | 9,908 | 4,202 | 1,584 | 116 |
| | M | 7,468 | 5,495 | 2,634 | 713 | 86 |
| | F | 5,702 | 4,413 | 1,568 | 871 | 30 |
| Saha-gu | S.T | 14,086 | 11,463 | 4,104 | 1,562 | 101 |
| | M | 7,936 | 6,337 | 2,547 | 696 | 79 |
| | F | 6,150 | 5,126 | 1,557 | 866 | 22 |
| Geumjeong-gu | S.T | 7,192 | 5,212 | 2,466 | 802 | 72 |
| | M | 4,123 | 2,892 | 1,552 | 367 | 57 |
| | F | 3,069 | 2,320 | 914 | 435 | 15 |
| Gangseo-gu | S.T | 2,367 | 1,864 | 727 | 313 | 54 |
| | M | 1,269 | 974 | 435 | 146 | 34 |
| | F | 1,098 | 890 | 292 | 167 | 20 |
| Yeonje-gu | S.T | 6,530 | 4,823 | 2,188 | 726 | 63 |
| | M | 3,650 | 2,616 | 1,328 | 321 | 38 |
| | F | 2,880 | 2,207 | 860 | 405 | 25 |
| Suyeong-gu | S.T | 6,510 | 5,038 | 2,008 | 734 | 49 |
| | M | 3,530 | 2,679 | 1,222 | 305 | 36 |
| | F | 2,980 | 2,359 | 786 | 429 | 13 |
| Sasang-gu | S.T | 9,476 | 7,361 | 2,981 | 1,130 | 115 |
| | M | 5,177 | 4,007 | 1,706 | 443 | 71 |
| | F | 4,299 | 3,354 | 1,275 | 687 | 44 |

XX aX X
 j aX X X X
 kaX X X X X X X

#

O

Diagnoses in General Health Screening by District and Gender <Cont'd>

XX a

(Unit : Person)

| Division | | Diagnosed with diseasea | | | | |
|--------------|-----|----------------------------|---------------|---------------|---------------|--------------|
| | | Number of actual examinees | Hypertension | Diabetes | Dyslipidemia | Tuberculosis |
| Gijang-gun | S.T | 3,466 | 2,619 | 1,224 | 464 | 15 |
| | M | 1,792 | 1,308 | 708 | 162 | 12 |
| | F | 1,674 | 1,311 | 516 | 302 | 3 |
| Daegu | S.T | 85,623 | 66,446 | 26,383 | 10,419 | 872 |
| | M | 45,745 | 35,003 | 15,282 | 4,203 | 556 |
| | F | 39,878 | 31,443 | 11,101 | 6,216 | 316 |
| Jung-gu | S.T | 3,089 | 2,432 | 1,061 | 356 | 21 |
| | M | 1,504 | 1,152 | 609 | 122 | 15 |
| | F | 1,585 | 1,280 | 452 | 234 | 6 |
| Dong-gu | S.T | 12,469 | 9,544 | 3,914 | 1,628 | 148 |
| | M | 6,443 | 4,900 | 2,179 | 582 | 95 |
| | F | 6,026 | 4,644 | 1,735 | 1,046 | 53 |
| Seo-gu | S.T | 8,306 | 6,511 | 2,593 | 838 | 41 |
| | M | 4,135 | 3,212 | 1,381 | 314 | 27 |
| | F | 4,171 | 3,299 | 1,212 | 524 | 14 |
| Nam-gu | S.T | 5,604 | 4,295 | 1,803 | 709 | 42 |
| | M | 2,821 | 2,137 | 1,014 | 247 | 26 |
| | F | 2,783 | 2,158 | 789 | 462 | 16 |
| Buk-gu | S.T | 15,507 | 12,325 | 4,786 | 1,671 | 112 |
| | M | 8,197 | 6,394 | 2,736 | 656 | 75 |
| | F | 7,310 | 5,931 | 2,050 | 1,015 | 37 |
| Suseong-gu | S.T | 14,446 | 10,985 | 4,264 | 2,061 | 220 |
| | M | 8,181 | 6,155 | 2,607 | 914 | 141 |
| | F | 6,265 | 4,830 | 1,657 | 1,147 | 79 |
| Dalseo-gu | S.T | 19,011 | 14,682 | 5,748 | 2,402 | 161 |
| | M | 10,764 | 8,190 | 3,556 | 1,070 | 95 |
| | F | 8,247 | 6,492 | 2,192 | 1,332 | 66 |
| Dalseong-gun | S.T | 7,191 | 5,672 | 2,214 | 754 | 127 |
| | M | 3,700 | 2,863 | 1,200 | 298 | 82 |
| | F | 3,491 | 2,809 | 1,014 | 456 | 45 |
| Incheon | S.T | 106,014 | 85,182 | 30,905 | 14,173 | 838 |
| | M | 59,037 | 47,135 | 18,244 | 5,928 | 578 |
| | F | 46,977 | 38,047 | 12,661 | 8,245 | 260 |
| Jung-gu | S.T | 3,723 | 2,997 | 1,106 | 433 | 23 |
| | M | 2,099 | 1,665 | 670 | 213 | 19 |
| | F | 1,624 | 1,332 | 436 | 220 | 4 |
| Dong-gu | S.T | 3,603 | 2,942 | 1,090 | 363 | 43 |
| | M | 1,964 | 1,578 | 636 | 163 | 31 |
| | F | 1,639 | 1,364 | 454 | 200 | 12 |
| Nam-gu | S.T | 17,513 | 14,233 | 5,160 | 2,155 | 91 |
| | M | 9,494 | 7,723 | 2,928 | 808 | 66 |
| | F | 8,019 | 6,510 | 2,232 | 1,347 | 25 |
| Yeonsu-gu | S.T | 10,071 | 8,074 | 2,789 | 1,337 | 112 |
| | M | 6,084 | 4,869 | 1,804 | 624 | 80 |
| | F | 3,987 | 3,205 | 985 | 713 | 32 |

Note : 1) Based on Resident Registration Address

2) Includes examinees with overlapping diagnoses within each item

3) The number of actual examinees means total examinees who were diagnosed of patients with disease

| Division | | *Diagnosed with diseasea | | | | |
|-------------|-----|----------------------------|---------------|---------------|--------------|--------------|
| | | Number of actual examinees | Hypertension | Diabetes | Dyslipidemia | Tuberculosis |
| Namdong-gu | S.T | 19,079 | 15,560 | 5,340 | 2,357 | 183 |
| | M | 10,583 | 8,554 | 3,151 | 976 | 113 |
| | F | 8,496 | 7,006 | 2,189 | 1,381 | 70 |
| Bupyeong-gu | S.T | 19,439 | 15,180 | 5,867 | 3,190 | 138 |
| | M | 10,756 | 8,391 | 3,445 | 1,293 | 95 |
| | F | 8,683 | 6,789 | 2,422 | 1,897 | 43 |
| Gyeyang-gu | S.T | 11,049 | 8,798 | 3,357 | 1,211 | 91 |
| | M | 6,339 | 5,003 | 2,030 | 573 | 64 |
| | F | 4,710 | 3,795 | 1,327 | 638 | 27 |
| Seo-gu | S.T | 15,779 | 12,611 | 4,555 | 2,418 | 139 |
| | M | 8,904 | 7,028 | 2,700 | 1,055 | 99 |
| | F | 6,875 | 5,583 | 1,855 | 1,363 | 40 |
| Ganghwa-gun | S.T | 4,694 | 3,937 | 1,328 | 600 | 13 |
| | M | 2,281 | 1,896 | 703 | 180 | 8 |
| | F | 2,413 | 2,041 | 625 | 420 | 5 |
| Ongjin-gun | S.T | 1,064 | 850 | 313 | 109 | 5 |
| | M | 533 | 428 | 177 | 43 | 3 |
| | F | 531 | 422 | 136 | 66 | 2 |
| Gwangju | S.T | 49,207 | 38,546 | 15,395 | 5,442 | 460 |
| | M | 26,258 | 19,913 | 9,022 | 2,452 | 310 |
| | F | 22,949 | 18,633 | 6,373 | 2,990 | 150 |
| Dong-gu | S.T | 4,593 | 3,665 | 1,397 | 518 | 34 |
| | M | 2,332 | 1,822 | 822 | 195 | 17 |
| | F | 2,261 | 1,843 | 575 | 323 | 17 |
| Seo-gu | S.T | 10,190 | 7,914 | 3,172 | 1,115 | 129 |
| | M | 5,580 | 4,189 | 1,936 | 493 | 90 |
| | F | 4,610 | 3,725 | 1,236 | 622 | 39 |
| Nam-gu | S.T | 8,343 | 6,614 | 2,627 | 818 | 78 |
| | M | 4,321 | 3,339 | 1,493 | 326 | 56 |
| | F | 4,022 | 3,275 | 1,134 | 492 | 22 |
| Buk-gu | S.T | 15,586 | 12,237 | 4,932 | 1,750 | 130 |
| | M | 8,245 | 6,308 | 2,854 | 729 | 81 |
| | F | 7,341 | 5,929 | 2,078 | 1,021 | 49 |
| Gwangsan-gu | S.T | 10,495 | 8,116 | 3,267 | 1,241 | 89 |
| | M | 5,780 | 4,255 | 1,917 | 709 | 66 |
| | F | 4,715 | 3,861 | 1,350 | 532 | 23 |
| Daejeon | S.T | 58,398 | 46,813 | 17,124 | 7,512 | 388 |
| | M | 32,079 | 25,243 | 10,164 | 3,450 | 281 |
| | F | 26,319 | 21,570 | 6,960 | 4,062 | 107 |
| Dong-gu | S.T | 10,787 | 8,773 | 3,251 | 1,518 | 59 |
| | M | 5,508 | 4,416 | 1,783 | 641 | 46 |
| | F | 5,279 | 4,357 | 1,468 | 877 | 13 |

XX aX X X
j aX X X X
kaX X X X X X X

#

O

Diagnoses in General Health Screening by District and Gender <Cont'd>

XX a
(Unit : Person)

| Division | | Diagnosed with diseasea | | | | |
|-------------------------|-----|----------------------------|--------------|----------|--------------|--------------|
| | | Number of actual examinees | Hypertension | Diabetes | Dyslipidemia | Tuberculosis |
| Jung-gu | S.T | 11,495 | 9,234 | 3,407 | 1,504 | 47 |
| | M | 5,948 | 4,704 | 1,961 | 642 | 30 |
| | F | 5,547 | 4,530 | 1,446 | 862 | 17 |
| Seo-gu | S.T | 18,137 | 14,534 | 5,166 | 2,138 | 136 |
| | M | 10,287 | 8,079 | 3,165 | 1,010 | 103 |
| | F | 7,850 | 6,455 | 2,001 | 1,128 | 33 |
| Yuseong-gu | S.T | 9,382 | 7,343 | 2,728 | 1,209 | 92 |
| | M | 5,766 | 4,437 | 1,767 | 652 | 73 |
| | F | 3,616 | 2,906 | 961 | 557 | 19 |
| Daedeok-gu | S.T | 8,597 | 6,929 | 2,572 | 1,143 | 54 |
| | M | 4,570 | 3,607 | 1,488 | 505 | 29 |
| | F | 4,027 | 3,322 | 1,084 | 638 | 25 |
| Ulsan | S.T | 35,970 | 28,105 | 10,503 | 3,556 | 580 |
| | M | 20,939 | 16,022 | 6,380 | 1,686 | 413 |
| | F | 15,031 | 12,083 | 4,123 | 1,870 | 167 |
| Jung-gu | S.T | 7,700 | 6,009 | 2,401 | 748 | 115 |
| | M | 4,244 | 3,241 | 1,414 | 317 | 80 |
| | F | 3,456 | 2,768 | 987 | 431 | 35 |
| Nam-gu | S.T | 10,388 | 8,076 | 3,039 | 1,041 | 182 |
| | M | 6,174 | 4,721 | 1,918 | 473 | 114 |
| | F | 4,214 | 3,355 | 1,121 | 568 | 68 |
| Dong-gu | S.T | 6,710 | 5,247 | 1,766 | 688 | 138 |
| | M | 4,349 | 3,351 | 1,119 | 385 | 109 |
| | F | 2,361 | 1,896 | 647 | 303 | 29 |
| Buk-gu | S.T | 4,144 | 3,200 | 1,179 | 397 | 68 |
| | M | 2,367 | 1,795 | 671 | 189 | 54 |
| | F | 1,777 | 1,405 | 508 | 208 | 14 |
| Ulju-gun | S.T | 7,028 | 5,573 | 2,118 | 682 | 77 |
| | M | 3,805 | 2,914 | 1,258 | 322 | 56 |
| | F | 3,223 | 2,659 | 860 | 360 | 21 |
| Sejong | S.T | 5,070 | 4,203 | 1,528 | 507 | 29 |
| | M | 2,482 | 1,995 | 832 | 210 | 23 |
| | F | 2,588 | 2,208 | 696 | 297 | 6 |
| Gyeonggi | S.T | 419,244 | 336,280 | 124,755 | 53,524 | 3,910 |
| | M | 229,871 | 181,971 | 73,912 | 22,734 | 2,595 |
| | F | 189,373 | 154,309 | 50,843 | 30,790 | 1,315 |
| Suwon-si Jangan-gu | S.T | 9,899 | 7,977 | 2,957 | 1,292 | 78 |
| | M | 5,479 | 4,365 | 1,722 | 496 | 39 |
| | F | 4,420 | 3,612 | 1,235 | 796 | 39 |
| Suwon-si Gwonseon-gu | S.T | 10,770 | 8,827 | 3,142 | 1,309 | 100 |
| | M | 5,943 | 4,806 | 1,859 | 550 | 55 |
| | F | 4,827 | 4,021 | 1,283 | 759 | 45 |

Note : 1) Based on Resident Registration Address

2) Includes examinees with overlapping diagnoses within each item

3) The number of actual examinees means total examinees who were diagnosed of patients with disease

Table I -11

Detailed Statistics on Patients with Disease Based on First

| Division | | `Diagnosed with diseasea | | | | |
|----------------|-----|----------------------------|--------------|----------|--------------|--------------|
| | | Number of actual examinees | Hypertension | Diabetes | Dyslipidemia | Tuberculosis |
| Suwon-si | S.T | 7,763 | 6,310 | 2,359 | 981 | 85 |
| | M | 4,023 | 3,217 | 1,323 | 359 | 49 |
| | F | 3,740 | 3,093 | 1,036 | 622 | 36 |
| Paldal-gu | S.T | 6,452 | 5,078 | 1,885 | 893 | 101 |
| | M | 3,985 | 3,120 | 1,215 | 519 | 63 |
| | F | 2,467 | 1,958 | 670 | 374 | 38 |
| Seongnam-si | S.T | 9,425 | 7,713 | 2,737 | 1,143 | 160 |
| | M | 4,773 | 3,871 | 1,524 | 421 | 96 |
| | F | 4,652 | 3,842 | 1,213 | 722 | 64 |
| Sujeong-gu | S.T | 9,988 | 8,092 | 3,010 | 1,198 | 91 |
| | M | 5,166 | 4,148 | 1,643 | 456 | 61 |
| | F | 4,822 | 3,944 | 1,367 | 742 | 30 |
| Seongnam-si | S.T | 15,033 | 11,858 | 3,856 | 2,784 | 93 |
| | M | 8,579 | 6,724 | 2,532 | 1,192 | 64 |
| | F | 6,454 | 5,134 | 1,324 | 1,592 | 29 |
| Bundang-gu | S.T | 16,402 | 13,239 | 5,062 | 1,826 | 134 |
| | M | 8,886 | 7,080 | 2,942 | 743 | 96 |
| | F | 7,516 | 6,159 | 2,120 | 1,083 | 38 |
| Uiyeongbu-si | S.T | 8,624 | 6,734 | 2,560 | 1,243 | 43 |
| | M | 4,870 | 3,805 | 1,538 | 506 | 32 |
| | F | 3,754 | 2,929 | 1,022 | 737 | 11 |
| Anyang-si | S.T | 11,049 | 8,739 | 2,975 | 1,698 | 84 |
| | M | 6,368 | 5,009 | 1,855 | 793 | 58 |
| | F | 4,681 | 3,730 | 1,120 | 905 | 26 |
| Dongan-gu | S.T | 16,055 | 13,003 | 4,544 | 1,782 | 182 |
| | M | 8,863 | 7,126 | 2,627 | 758 | 120 |
| | F | 7,192 | 5,877 | 1,917 | 1,024 | 62 |
| Bucheon-si | S.T | 9,013 | 7,263 | 2,650 | 1,081 | 80 |
| | M | 4,726 | 3,813 | 1,490 | 414 | 48 |
| | F | 4,287 | 3,450 | 1,160 | 667 | 32 |
| Sosa-gu | S.T | 7,978 | 6,516 | 2,463 | 934 | 106 |
| | M | 4,168 | 3,352 | 1,377 | 379 | 71 |
| | F | 3,810 | 3,164 | 1,086 | 555 | 35 |
| Bucheon-si | S.T | 11,405 | 8,968 | 3,504 | 1,627 | 98 |
| | M | 6,392 | 4,971 | 2,097 | 677 | 65 |
| | F | 5,013 | 3,997 | 1,407 | 950 | 33 |
| Ojeong-gu | S.T | 15,894 | 12,859 | 4,880 | 1,776 | 124 |
| | M | 8,713 | 6,919 | 2,876 | 737 | 90 |
| | F | 7,181 | 5,940 | 2,004 | 1,039 | 34 |
| Gwangmyeong-si | S.T | 2,733 | 2,055 | 932 | 212 | 17 |
| | M | 1,503 | 1,106 | 546 | 92 | 11 |
| | F | 1,230 | 949 | 386 | 120 | 6 |
| Dongducheon-si | | | | | | |

XX aX X
j aX X X X
kaX X X X X X X

#

O

Diagnoses in General Health Screening by District and Gender <Cont'd>

XX a
(Unit : Person)

| Division | | Diagnosed with diseasea | | | | |
|--------------|-----|----------------------------|--------------|----------|--------------|--------------|
| | | Number of actual examinees | Hypertension | Diabetes | Dyslipidemia | Tuberculosis |
| Ansan-si | S.T | 10,971 | 8,837 | 3,291 | 1,095 | 117 |
| | M | 6,352 | 5,091 | 2,003 | 493 | 71 |
| | F | 4,619 | 3,746 | 1,288 | 602 | 46 |
| Danwon-gu | S.T | 11,359 | 9,193 | 3,299 | 1,269 | 163 |
| | M | 6,410 | 5,138 | 1,969 | 536 | 106 |
| | F | 4,949 | 4,055 | 1,330 | 733 | 57 |
| Deogyang-gu | S.T | 15,410 | 12,559 | 4,454 | 2,043 | 169 |
| | M | 8,209 | 6,573 | 2,592 | 830 | 113 |
| | F | 7,201 | 5,986 | 1,862 | 1,213 | 56 |
| Ilsandong-gu | S.T | 9,416 | 7,510 | 2,583 | 1,432 | 132 |
| | M | 5,186 | 4,123 | 1,562 | 592 | 100 |
| | F | 4,230 | 3,387 | 1,021 | 840 | 32 |
| Ilsanseo-gu | S.T | 10,317 | 8,436 | 2,884 | 1,482 | 105 |
| | M | 5,804 | 4,672 | 1,791 | 648 | 80 |
| | F | 4,513 | 3,764 | 1,093 | 834 | 25 |
| Gwacheon-si | S.T | 2,160 | 1,708 | 531 | 348 | 17 |
| | M | 1,167 | 924 | 306 | 139 | 9 |
| | F | 993 | 784 | 225 | 209 | 8 |
| Guri-si | S.T | 7,010 | 5,578 | 2,089 | 879 | 75 |
| | M | 3,847 | 3,042 | 1,251 | 342 | 42 |
| | F | 3,163 | 2,536 | 838 | 537 | 33 |
| Namyangju-si | S.T | 21,003 | 16,668 | 6,766 | 2,932 | 164 |
| | M | 11,254 | 8,763 | 3,964 | 1,249 | 114 |
| | F | 9,749 | 7,905 | 2,802 | 1,683 | 50 |
| Osan-si | S.T | 5,602 | 4,599 | 1,688 | 469 | 42 |
| | M | 3,142 | 2,538 | 1,032 | 202 | 30 |
| | F | 2,460 | 2,061 | 656 | 267 | 12 |
| Siheung-si | S.T | 12,152 | 9,650 | 3,747 | 1,260 | 118 |
| | M | 7,050 | 5,548 | 2,316 | 602 | 71 |
| | F | 5,102 | 4,102 | 1,431 | 658 | 47 |
| Gunpo-si | S.T | 9,332 | 7,472 | 2,657 | 1,121 | 48 |
| | M | 5,324 | 4,228 | 1,607 | 483 | 35 |
| | F | 4,008 | 3,244 | 1,050 | 638 | 13 |
| Uiwang-si | S.T | 4,709 | 3,712 | 1,428 | 579 | 42 |
| | M | 2,727 | 2,127 | 888 | 261 | 29 |
| | F | 1,982 | 1,585 | 540 | 318 | 13 |
| Hanam-si | S.T | 5,954 | 4,791 | 1,848 | 920 | 28 |
| | M | 3,109 | 2,528 | 1,065 | 326 | 19 |
| | F | 2,845 | 2,263 | 783 | 594 | 9 |
| Yongin-si | S.T | 8,357 | 6,849 | 2,578 | 1,036 | 52 |
| | M | 4,345 | 3,529 | 1,454 | 417 | 37 |
| | F | 4,012 | 3,320 | 1,124 | 619 | 15 |

Note : 1) Based on Resident Registration Address

2) Includes examinees with overlapping diagnoses within each item

3) The number of actual examinees means total examinees who were diagnosed of patients with disease

Table I -11

Detailed Statistics on Patients with Disease Based on First

| Division | | `Diagnosed with diseasea | | | | |
|-------------------------|-----|----------------------------|--------------|----------|--------------|--------------|
| | | Number of actual examinees | Hypertension | Diabetes | Dyslipidemia | Tuberculosis |
| Yongin-si Giheung-gu | S.T | 11,573 | 9,101 | 3,217 | 1,957 | 112 |
| | M | 6,555 | 5,077 | 2,032 | 916 | 77 |
| | F | 5,018 | 4,024 | 1,185 | 1,041 | 35 |
| Yongin-si Suji-gu | S.T | 9,904 | 7,853 | 2,659 | 1,743 | 87 |
| | M | 5,729 | 4,546 | 1,733 | 784 | 54 |
| | F | 4,175 | 3,307 | 926 | 959 | 33 |
| Paju-si | S.T | 13,740 | 10,976 | 4,349 | 1,410 | 209 |
| | M | 7,492 | 5,896 | 2,546 | 624 | 134 |
| | F | 6,248 | 5,080 | 1,803 | 786 | 75 |
| Icheon-si | S.T | 6,888 | 5,531 | 2,095 | 806 | 45 |
| | M | 3,519 | 2,741 | 1,152 | 354 | 32 |
| | F | 3,369 | 2,790 | 943 | 452 | 13 |
| Anseong-si | S.T | 7,422 | 6,010 | 2,266 | 897 | 30 |
| | M | 3,766 | 2,960 | 1,255 | 357 | 24 |
| | F | 3,656 | 3,050 | 1,011 | 540 | 6 |
| Gimpo-si | S.T | 9,182 | 7,233 | 2,819 | 1,011 | 76 |
| | M | 5,214 | 4,043 | 1,729 | 463 | 54 |
| | F | 3,968 | 3,190 | 1,090 | 548 | 22 |
| Hwaseong-si | S.T | 17,120 | 13,597 | 5,016 | 1,962 | 198 |
| | M | 9,910 | 7,676 | 3,107 | 973 | 136 |
| | F | 7,210 | 5,921 | 1,909 | 989 | 62 |
| Gwangju-si | S.T | 11,332 | 9,049 | 3,429 | 1,843 | 120 |
| | M | 6,047 | 4,785 | 2,031 | 730 | 77 |
| | F | 5,285 | 4,264 | 1,398 | 1,113 | 43 |
| Yangju-si | S.T | 7,191 | 5,623 | 2,458 | 670 | 65 |
| | M | 3,934 | 3,004 | 1,453 | 273 | 42 |
| | F | 3,257 | 2,619 | 1,005 | 397 | 23 |
| Pocheon-si | S.T | 7,415 | 6,017 | 2,333 | 970 | 27 |
| | M | 3,781 | 2,967 | 1,314 | 390 | 24 |
| | F | 3,634 | 3,050 | 1,019 | 580 | 3 |
| Yeoju-gun | S.T | 5,286 | 4,368 | 1,709 | 537 | 32 |
| | M | 2,582 | 2,075 | 897 | 206 | 24 |
| | F | 2,704 | 2,293 | 812 | 331 | 8 |
| Yeoncheon-gun | S.T | 2,287 | 1,968 | 669 | 134 | 18 |
| | M | 1,147 | 962 | 368 | 55 | 14 |
| | F | 1,140 | 1,006 | 301 | 79 | 4 |
| Gapyeong-gun | S.T | 2,825 | 2,280 | 912 | 320 | 11 |
| | M | 1,379 | 1,073 | 509 | 135 | 3 |
| | F | 1,446 | 1,207 | 403 | 185 | 8 |
| Yangpyeong-gun | S.T | 4,844 | 3,881 | 1,465 | 620 | 32 |
| | M | 2,453 | 1,910 | 820 | 262 | 26 |
| | F | 2,391 | 1,971 | 645 | 358 | 6 |

XX aX X
j aX X X X
kaX X X X X X X

#

O

Diagnoses in General Health Screening by District and Gender <Cont'd>

XX a
(Unit : Person)

| Division | | Diagnosed with diseasea | | | | |
|-----------------|-----|----------------------------|--------------|----------|--------------|--------------|
| | | Number of actual examinees | Hypertension | Diabetes | Dyslipidemia | Tuberculosis |
| Gangwon | S.T | 82,036 | 68,499 | 23,919 | 8,549 | 432 |
| | M | 41,676 | 34,256 | 13,357 | 3,160 | 292 |
| | F | 40,360 | 34,243 | 10,562 | 5,389 | 140 |
| Chuncheon-si | S.T | 13,988 | 11,645 | 4,134 | 1,453 | 128 |
| | M | 7,265 | 5,967 | 2,419 | 513 | 82 |
| | F | 6,723 | 5,678 | 1,715 | 940 | 46 |
| Wonju-si | S.T | 14,010 | 11,221 | 4,513 | 1,773 | 68 |
| | M | 7,471 | 5,944 | 2,555 | 718 | 50 |
| | F | 6,539 | 5,277 | 1,958 | 1,055 | 18 |
| Gangneung-si | S.T | 12,016 | 10,160 | 3,255 | 1,332 | 51 |
| | M | 6,224 | 5,232 | 1,865 | 503 | 30 |
| | F | 5,792 | 4,928 | 1,390 | 829 | 21 |
| Donghae-si | S.T | 4,996 | 4,217 | 1,365 | 471 | 27 |
| | M | 2,689 | 2,252 | 773 | 181 | 17 |
| | F | 2,307 | 1,965 | 592 | 290 | 10 |
| Taebaek-si | S.T | 2,643 | 2,148 | 772 | 236 | 19 |
| | M | 1,354 | 1,063 | 413 | 80 | 16 |
| | F | 1,289 | 1,085 | 359 | 156 | 3 |
| Sokcho-si | S.T | 3,656 | 3,079 | 1,027 | 290 | 7 |
| | M | 1,946 | 1,596 | 621 | 113 | 6 |
| | F | 1,710 | 1,483 | 406 | 177 | 1 |
| Samcheok-si | S.T | 4,858 | 4,183 | 1,262 | 426 | 11 |
| | M | 2,471 | 2,097 | 699 | 154 | 8 |
| | F | 2,387 | 2,086 | 563 | 272 | 3 |
| Hongcheon-gun | S.T | 4,266 | 3,615 | 1,260 | 424 | 21 |
| | M | 1,994 | 1,657 | 662 | 146 | 13 |
| | F | 2,272 | 1,958 | 598 | 278 | 8 |
| Hoengseong-gun | S.T | 2,632 | 2,160 | 832 | 310 | 10 |
| | M | 1,283 | 1,031 | 467 | 105 | 7 |
| | F | 1,349 | 1,129 | 365 | 205 | 3 |
| Yeongwol-gun | S.T | 2,852 | 2,438 | 850 | 334 | 7 |
| | M | 1,413 | 1,184 | 460 | 116 | 5 |
| | F | 1,439 | 1,254 | 390 | 218 | 2 |
| Pyeongchang-gun | S.T | 2,667 | 2,236 | 813 | 251 | 6 |
| | M | 1,226 | 1,008 | 407 | 81 | 3 |
| | F | 1,441 | 1,228 | 406 | 170 | 3 |
| Jeongseon-gun | S.T | 2,760 | 2,369 | 823 | 192 | 20 |
| | M | 1,343 | 1,120 | 445 | 76 | 15 |
| | F | 1,417 | 1,249 | 378 | 116 | 5 |
| Cheorwon-gun | S.T | 2,472 | 2,041 | 723 | 312 | 12 |
| | M | 1,140 | 914 | 348 | 107 | 11 |
| | F | 1,332 | 1,127 | 375 | 205 | 1 |

Note : 1) Based on Resident Registration Address

2) Includes examinees with overlapping diagnoses within each item

3) The number of actual examinees means total examinees who were diagnosed of patients with disease

Table I -11

Detailed Statistics on Patients with Disease Based on First

| Division | | Diagnosed with diseasea | | | | |
|-----------------------------|-----|----------------------------|---------------|---------------|--------------|--------------|
| | | Number of actual examinees | Hypertension | Diabetes | Dyslipidemia | Tuberculosis |
| Hwacheon-gun | S.T | 1,272 | 1,082 | 395 | 102 | 9 |
| | M | 621 | 515 | 185 | 36 | 7 |
| | F | 651 | 567 | 210 | 66 | 2 |
| Yanggu-gun | S.T | 1,016 | 838 | 322 | 95 | 9 |
| | M | 510 | 401 | 181 | 34 | 6 |
| | F | 506 | 437 | 141 | 61 | 3 |
| Inje-gun | S.T | 1,665 | 1,323 | 525 | 207 | 16 |
| | M | 800 | 609 | 305 | 94 | 10 |
| | F | 865 | 714 | 220 | 113 | 6 |
| Goseong-gun | S.T | 2,188 | 1,902 | 560 | 184 | 3 |
| | M | 976 | 834 | 290 | 54 | 3 |
| | F | 1,212 | 1,068 | 270 | 130 | - |
| Yangyang-gun | S.T | 2,079 | 1,842 | 488 | 157 | 8 |
| | M | 950 | 832 | 262 | 49 | 3 |
| | F | 1,129 | 1,010 | 226 | 108 | 5 |
| Chungbuk | S.T | 71,282 | 57,786 | 20,966 | 7,561 | 536 |
| | M | 35,923 | 28,401 | 11,486 | 3,028 | 369 |
| | F | 35,359 | 29,385 | 9,480 | 4,533 | 167 |
| Cheongju-si Sangdang-gu | S.T | 9,681 | 7,741 | 3,011 | 1,088 | 65 |
| | M | 5,030 | 3,926 | 1,710 | 449 | 46 |
| | F | 4,651 | 3,815 | 1,301 | 639 | 19 |
| Cheongju-si Heungdeok-gu | S.T | 14,318 | 11,305 | 4,255 | 1,551 | 180 |
| | M | 7,818 | 6,069 | 2,466 | 656 | 119 |
| | F | 6,500 | 5,236 | 1,789 | 895 | 61 |
| Chungju-si | S.T | 9,004 | 7,259 | 2,762 | 1,161 | 52 |
| | M | 4,547 | 3,575 | 1,522 | 468 | 34 |
| | F | 4,457 | 3,684 | 1,240 | 693 | 18 |
| Jecheon-si | S.T | 7,355 | 5,874 | 2,127 | 950 | 39 |
| | M | 3,801 | 2,961 | 1,199 | 376 | 33 |
| | F | 3,554 | 2,913 | 928 | 574 | 6 |
| Cheongwon-gun | S.T | 7,088 | 5,814 | 2,046 | 641 | 62 |
| | M | 3,503 | 2,766 | 1,116 | 274 | 48 |
| | F | 3,585 | 3,048 | 930 | 367 | 14 |
| Boeun-gun | S.T | 2,343 | 1,979 | 642 | 147 | 11 |
| | M | 1,068 | 863 | 343 | 62 | 5 |
| | F | 1,275 | 1,116 | 299 | 85 | 6 |
| Okcheon-gun | S.T | 3,415 | 2,852 | 972 | 329 | 8 |
| | M | 1,583 | 1,273 | 496 | 131 | 7 |
| | F | 1,832 | 1,579 | 476 | 198 | 1 |
| Yeongdong-gun | S.T | 3,034 | 2,586 | 757 | 208 | 19 |
| | M | 1,341 | 1,098 | 371 | 75 | 12 |
| | F | 1,693 | 1,488 | 386 | 133 | 7 |

XX aX X
j aX X X X
kaX X X X X X X

#

O

Diagnoses in General Health Screening by District and Gender <Cont'd>

XX a
(Unit : Person)

| Division | | Diagnosed with diseasea | | | | |
|--------------------------|-----|----------------------------|---------------|---------------|---------------|--------------|
| | | Number of actual examinees | Hypertension | Diabetes | Dyslipidemia | Tuberculosis |
| Jeungpyeong-gun | S.T | 1,684 | 1,359 | 518 | 162 | 11 |
| | M | 813 | 648 | 261 | 55 | 6 |
| | F | 871 | 711 | 257 | 107 | 5 |
| Jincheon-gun | S.T | 3,868 | 3,238 | 1,060 | 429 | 19 |
| | M | 1,851 | 1,525 | 581 | 147 | 13 |
| | F | 2,017 | 1,713 | 479 | 282 | 6 |
| Goesan-gun | S.T | 2,709 | 2,243 | 819 | 283 | 22 |
| | M | 1,212 | 979 | 402 | 99 | 11 |
| | F | 1,497 | 1,264 | 417 | 184 | 11 |
| Eumseong-gun | S.T | 4,814 | 3,889 | 1,479 | 438 | 35 |
| | M | 2,426 | 1,942 | 764 | 176 | 22 |
| | F | 2,388 | 1,947 | 715 | 262 | 13 |
| Danyang-gun | S.T | 1,969 | 1,647 | 518 | 174 | 13 |
| | M | 930 | 776 | 255 | 60 | 13 |
| | F | 1,039 | 871 | 263 | 114 | - |
| Chungnam | S.T | 91,807 | 75,575 | 26,670 | 11,005 | 705 |
| | M | 45,779 | 36,780 | 14,712 | 4,442 | 505 |
| | F | 46,028 | 38,795 | 11,958 | 6,563 | 200 |
| Cheonan-si Dongnam-gu | S.T | 8,628 | 6,992 | 2,671 | 1,006 | 58 |
| | M | 4,654 | 3,689 | 1,545 | 443 | 50 |
| | F | 3,974 | 3,303 | 1,126 | 563 | 8 |
| Cheonan-si Seobuk-gu | S.T | 9,951 | 7,981 | 2,909 | 1,220 | 75 |
| | M | 5,715 | 4,539 | 1,743 | 599 | 54 |
| | F | 4,236 | 3,442 | 1,166 | 621 | 21 |
| Gongju-si | S.T | 6,018 | 4,808 | 1,869 | 868 | 54 |
| | M | 3,028 | 2,360 | 1,045 | 358 | 46 |
| | F | 2,990 | 2,448 | 824 | 510 | 8 |
| Boryeong-si | S.T | 6,057 | 5,076 | 1,808 | 747 | 47 |
| | M | 2,810 | 2,252 | 972 | 298 | 31 |
| | F | 3,247 | 2,824 | 836 | 449 | 16 |
| Asan-si | S.T | 10,195 | 8,129 | 3,163 | 1,257 | 72 |
| | M | 5,429 | 4,206 | 1,779 | 577 | 60 |
| | F | 4,766 | 3,923 | 1,384 | 680 | 12 |
| Seosan-si | S.T | 6,223 | 5,123 | 1,754 | 708 | 42 |
| | M | 3,214 | 2,574 | 1,046 | 305 | 31 |
| | F | 3,009 | 2,549 | 708 | 403 | 11 |
| Nonsan-si | S.T | 6,839 | 5,681 | 2,156 | 600 | 55 |
| | M | 3,249 | 2,623 | 1,135 | 228 | 34 |
| | F | 3,590 | 3,058 | 1,021 | 372 | 21 |
| Gyeryong-si | S.T | 1,496 | 1,235 | 396 | 152 | 20 |
| | M | 844 | 696 | 229 | 68 | 14 |
| | F | 652 | 539 | 167 | 84 | 6 |

Note : 1) Based on Resident Registration Address

2) Includes examinees with overlapping diagnoses within each item

3) The number of actual examinees means total examinees who were diagnosed of patients with disease

Table I -11

Detailed Statistics on Patients with Disease Based on First

| Division | | `Diagnosed with diseasea | | | | |
|-------------------------|-----|----------------------------|---------------|---------------|--------------|--------------|
| | | Number of actual examinees | Hypertension | Diabetes | Dyslipidemia | Tuberculosis |
| Dangjin-si | S.T | 7,527 | 6,229 | 2,077 | 1,207 | 74 |
| | M | 3,704 | 2,987 | 1,144 | 430 | 50 |
| | F | 3,823 | 3,242 | 933 | 777 | 24 |
| Geumsan-gun | S.T | 3,665 | 3,082 | 1,048 | 315 | 22 |
| | M | 1,686 | 1,393 | 539 | 129 | 10 |
| | F | 1,979 | 1,689 | 509 | 186 | 12 |
| Buyeo-gun | S.T | 4,903 | 4,158 | 1,263 | 531 | 64 |
| | M | 2,164 | 1,791 | 636 | 180 | 40 |
| | F | 2,739 | 2,367 | 627 | 351 | 24 |
| Seocheon-gun | S.T | 4,689 | 3,967 | 1,259 | 892 | 31 |
| | M | 2,064 | 1,735 | 642 | 285 | 23 |
| | F | 2,625 | 2,232 | 617 | 607 | 8 |
| Cheongyang-gun | S.T | 2,611 | 2,213 | 758 | 244 | 7 |
| | M | 1,185 | 975 | 393 | 91 | 5 |
| | F | 1,426 | 1,238 | 365 | 153 | 2 |
| Hongseong-gun | S.T | 5,063 | 4,296 | 1,340 | 412 | 23 |
| | M | 2,314 | 1,916 | 709 | 149 | 15 |
| | F | 2,749 | 2,380 | 631 | 263 | 8 |
| Yesan-gun | S.T | 4,750 | 3,961 | 1,355 | 453 | 16 |
| | M | 2,246 | 1,846 | 697 | 173 | 11 |
| | F | 2,504 | 2,115 | 658 | 280 | 5 |
| Taeon-gun | S.T | 3,192 | 2,644 | 844 | 393 | 45 |
| | M | 1,473 | 1,198 | 458 | 129 | 31 |
| | F | 1,719 | 1,446 | 386 | 264 | 14 |
| Jeonbuk | S.T | 75,144 | 60,996 | 24,007 | 7,815 | 459 |
| | M | 37,517 | 29,366 | 13,556 | 3,232 | 325 |
| | F | 37,627 | 31,630 | 10,451 | 4,583 | 134 |
| Jeonju-si Wansan-gu | S.T | 10,768 | 8,005 | 3,619 | 1,207 | 60 |
| | M | 5,839 | 4,219 | 2,209 | 525 | 45 |
| | F | 4,929 | 3,786 | 1,410 | 682 | 15 |
| Jeonju-si Deokjin-gu | S.T | 9,202 | 7,112 | 2,919 | 856 | 73 |
| | M | 4,935 | 3,675 | 1,751 | 392 | 54 |
| | F | 4,267 | 3,437 | 1,168 | 464 | 19 |
| Gunsan-si | S.T | 11,524 | 9,349 | 3,566 | 1,473 | 87 |
| | M | 6,264 | 4,976 | 2,119 | 624 | 66 |
| | F | 5,260 | 4,373 | 1,447 | 849 | 21 |
| Iksan-si | S.T | 11,721 | 10,592 | 4,150 | 1,624 | 106 |
| | M | 6,033 | 5,269 | 2,365 | 702 | 70 |
| | F | 5,688 | 5,323 | 1,785 | 922 | 36 |
| Jeongeup-si | S.T | 5,756 | 4,598 | 1,910 | 517 | 17 |
| | M | 2,646 | 2,041 | 1,003 | 186 | 12 |
| | F | 3,110 | 2,557 | 907 | 331 | 5 |

XX aX X

j aX X X X
kaX X X X X X

#

O

Diagnoses in General Health Screening by District and Gender <Cont'd>

XX a
(Unit : Person)

| Division | | Diagnosed with diseasea | | | | |
|--------------|-----|----------------------------|---------------|---------------|--------------|--------------|
| | | Number of actual examinees | Hypertension | Diabetes | Dyslipidemia | Tuberculosis |
| Namwon-si | S.T | 3,835 | 3,156 | 1,071 | 257 | 8 |
| | M | 1,806 | 1,420 | 605 | 96 | 6 |
| | F | 2,029 | 1,736 | 466 | 161 | 2 |
| Gimje-si | S.T | 4,752 | 3,964 | 1,447 | 489 | 21 |
| | M | 2,112 | 1,666 | 765 | 174 | 14 |
| | F | 2,640 | 2,298 | 682 | 315 | 7 |
| Wanju-gun | S.T | 3,642 | 2,944 | 1,112 | 333 | 18 |
| | M | 1,744 | 1,365 | 604 | 142 | 12 |
| | F | 1,898 | 1,579 | 508 | 191 | 6 |
| Jinan-gun | S.T | 1,315 | 1,051 | 396 | 104 | 7 |
| | M | 621 | 481 | 218 | 38 | 4 |
| | F | 694 | 570 | 178 | 66 | 3 |
| Muju-gun | S.T | 1,361 | 1,142 | 336 | 102 | 4 |
| | M | 625 | 516 | 169 | 43 | 3 |
| | F | 736 | 626 | 167 | 59 | 1 |
| Jangsu-gun | S.T | 1,364 | 1,134 | 384 | 88 | 4 |
| | M | 525 | 413 | 175 | 34 | 3 |
| | F | 839 | 721 | 209 | 54 | 1 |
| Imsil-gun | S.T | 1,921 | 1,602 | 574 | 174 | 11 |
| | M | 805 | 629 | 279 | 58 | 8 |
| | F | 1,116 | 973 | 295 | 116 | 3 |
| Sunchang-gun | S.T | 1,958 | 1,623 | 564 | 159 | 11 |
| | M | 803 | 622 | 274 | 48 | 9 |
| | F | 1,155 | 1,001 | 290 | 111 | 2 |
| Gochang-gun | S.T | 3,198 | 2,537 | 1,035 | 247 | 15 |
| | M | 1,456 | 1,109 | 524 | 87 | 7 |
| | F | 1,742 | 1,428 | 511 | 160 | 8 |
| Buan-gun | S.T | 2,827 | 2,187 | 924 | 185 | 17 |
| | M | 1,303 | 965 | 496 | 83 | 12 |
| | F | 1,524 | 1,222 | 428 | 102 | 5 |
| Jeonnam | S.T | 97,237 | 79,714 | 30,701 | 8,589 | 510 |
| | M | 45,363 | 35,477 | 16,239 | 3,347 | 375 |
| | F | 51,874 | 44,237 | 14,462 | 5,242 | 135 |
| Mokpo-si | S.T | 9,854 | 7,939 | 3,475 | 1,159 | 65 |
| | M | 4,982 | 3,853 | 1,940 | 452 | 46 |
| | F | 4,872 | 4,086 | 1,535 | 707 | 19 |
| Yeosu-si | S.T | 12,724 | 10,262 | 4,165 | 1,068 | 66 |
| | M | 6,693 | 5,228 | 2,421 | 436 | 54 |
| | F | 6,031 | 5,034 | 1,744 | 632 | 12 |
| Suncheon-si | S.T | 9,951 | 7,828 | 3,171 | 1,059 | 49 |
| | M | 5,116 | 3,860 | 1,800 | 468 | 31 |
| | F | 4,835 | 3,968 | 1,371 | 591 | 18 |

Note : 1) Based on Resident Registration Address

2) Includes examinees with overlapping diagnoses within each item

3) The number of actual examinees means total examinees who were diagnosed of patients with disease

| Division | | `Diagnosed with diseasea | | | | |
|---------------|-----|----------------------------|--------------|----------|--------------|--------------|
| | | Number of actual examinees | Hypertension | Diabetes | Dyslipidemia | Tuberculosis |
| Naju-si | S.T | 5,068 | 4,086 | 1,643 | 513 | 52 |
| | M | 2,205 | 1,668 | 828 | 170 | 42 |
| | F | 2,863 | 2,418 | 815 | 343 | 10 |
| Gwangyang-si | S.T | 5,366 | 4,276 | 1,575 | 526 | 26 |
| | M | 2,913 | 2,239 | 954 | 238 | 18 |
| | F | 2,453 | 2,037 | 621 | 288 | 8 |
| Damyang-gun | S.T | 3,266 | 2,692 | 1,002 | 328 | 29 |
| | M | 1,409 | 1,120 | 481 | 118 | 23 |
| | F | 1,857 | 1,572 | 521 | 210 | 6 |
| Gokseong-gun | S.T | 2,191 | 1,870 | 602 | 168 | 16 |
| | M | 906 | 738 | 288 | 54 | 12 |
| | F | 1,285 | 1,132 | 314 | 114 | 4 |
| Gurye-gun | S.T | 1,787 | 1,482 | 527 | 131 | 4 |
| | M | 725 | 572 | 250 | 41 | 2 |
| | F | 1,062 | 910 | 277 | 90 | 2 |
| Goheung-gun | S.T | 4,934 | 4,161 | 1,519 | 287 | 4 |
| | M | 2,142 | 1,706 | 774 | 107 | 3 |
| | F | 2,792 | 2,455 | 745 | 180 | 1 |
| Boseong-gun | S.T | 3,385 | 2,877 | 983 | 291 | 17 |
| | M | 1,407 | 1,140 | 460 | 97 | 16 |
| | F | 1,978 | 1,737 | 523 | 194 | 1 |
| Hwasun-gun | S.T | 3,536 | 2,890 | 1,136 | 316 | 37 |
| | M | 1,463 | 1,126 | 542 | 109 | 25 |
| | F | 2,073 | 1,764 | 594 | 207 | 12 |
| Jangheung-gun | S.T | 2,571 | 2,153 | 798 | 147 | 6 |
| | M | 1,059 | 825 | 376 | 47 | 3 |
| | F | 1,512 | 1,328 | 422 | 100 | 3 |
| Gangjin-gun | S.T | 2,400 | 2,018 | 750 | 173 | 5 |
| | M | 986 | 795 | 359 | 48 | 2 |
| | F | 1,414 | 1,223 | 391 | 125 | 3 |
| Haenam-gun | S.T | 4,914 | 4,077 | 1,544 | 376 | 19 |
| | M | 2,054 | 1,606 | 762 | 151 | 14 |
| | F | 2,860 | 2,471 | 782 | 225 | 5 |
| Yeongam-gun | S.T | 3,443 | 2,808 | 1,144 | 326 | 10 |
| | M | 1,482 | 1,128 | 564 | 133 | 10 |
| | F | 1,961 | 1,680 | 580 | 193 | - |
| Muan-gun | S.T | 3,918 | 3,217 | 1,261 | 431 | 19 |
| | M | 1,781 | 1,391 | 648 | 169 | 11 |
| | F | 2,137 | 1,826 | 613 | 262 | 8 |
| Hampyeong-gun | S.T | 2,593 | 2,169 | 850 | 142 | 8 |
| | M | 1,143 | 930 | 405 | 50 | 4 |
| | F | 1,450 | 1,239 | 445 | 92 | 4 |

XX aX X
j aX X X X
kaX X X X X X X

#

O

Diagnoses in General Health Screening by District and Gender <Cont'd>

XX a
(Unit : Person)

| Division | | Diagnosed with diseasea | | | | |
|---------------------|-----|----------------------------|---------------|---------------|---------------|--------------|
| | | Number of actual examinees | Hypertension | Diabetes | Dyslipidemia | Tuberculosis |
| Yeonggwang-gun | S.T | 2,982 | 2,377 | 1,034 | 243 | 7 |
| | M | 1,378 | 1,050 | 522 | 94 | 4 |
| | F | 1,604 | 1,327 | 512 | 149 | 3 |
| Jangseong-gun | S.T | 2,926 | 2,409 | 889 | 255 | 27 |
| | M | 1,365 | 1,083 | 446 | 113 | 20 |
| | F | 1,561 | 1,326 | 443 | 142 | 7 |
| Wando-gun | S.T | 3,638 | 3,154 | 1,012 | 201 | 11 |
| | M | 1,633 | 1,364 | 555 | 75 | 9 |
| | F | 2,005 | 1,790 | 457 | 126 | 2 |
| Jindo-gun | S.T | 2,460 | 2,145 | 614 | 185 | 21 |
| | M | 1,061 | 891 | 314 | 64 | 17 |
| | F | 1,399 | 1,254 | 300 | 121 | 4 |
| Sinan-gun | S.T | 3,330 | 2,824 | 1,007 | 264 | 12 |
| | M | 1,460 | 1,164 | 550 | 113 | 9 |
| | F | 1,870 | 1,660 | 457 | 151 | 3 |
| Gyeongbuk | S.T | 121,031 | 97,344 | 36,470 | 11,578 | 656 |
| | M | 60,137 | 46,720 | 20,190 | 4,653 | 442 |
| | F | 60,894 | 50,624 | 16,280 | 6,925 | 214 |
| Pohang-si Nam-gu | S.T | 9,966 | 8,144 | 2,929 | 805 | 44 |
| | M | 5,624 | 4,513 | 1,790 | 386 | 26 |
| | F | 4,342 | 3,631 | 1,139 | 419 | 18 |
| Pohang-si Buk-gu | S.T | 10,115 | 8,152 | 3,054 | 836 | 59 |
| | M | 5,813 | 4,554 | 1,961 | 387 | 39 |
| | F | 4,302 | 3,598 | 1,093 | 449 | 20 |
| Gyeongju-si | S.T | 13,003 | 10,520 | 3,772 | 1,325 | 49 |
| | M | 6,624 | 5,198 | 2,125 | 495 | 34 |
| | F | 6,379 | 5,322 | 1,647 | 830 | 15 |
| Gimcheon-si | S.T | 7,049 | 5,565 | 2,061 | 898 | 41 |
| | M | 3,290 | 2,533 | 1,117 | 321 | 28 |
| | F | 3,759 | 3,032 | 944 | 577 | 13 |
| Andong-si | S.T | 7,405 | 5,745 | 2,381 | 735 | 10 |
| | M | 3,565 | 2,676 | 1,317 | 223 | 7 |
| | F | 3,840 | 3,069 | 1,064 | 512 | 3 |
| Gumi-si | S.T | 12,490 | 9,551 | 3,601 | 1,763 | 94 |
| | M | 7,076 | 5,172 | 2,149 | 993 | 69 |
| | F | 5,414 | 4,379 | 1,452 | 770 | 25 |
| Yeongju-si | S.T | 5,062 | 3,913 | 1,718 | 423 | 17 |
| | M | 2,488 | 1,847 | 934 | 157 | 14 |
| | F | 2,574 | 2,066 | 784 | 266 | 3 |
| Yeongcheon-si | S.T | 5,330 | 4,237 | 1,714 | 551 | 20 |
| | M | 2,529 | 1,952 | 900 | 204 | 15 |
| | F | 2,801 | 2,285 | 814 | 347 | 5 |

Note : 1) Based on Resident Registration Address

2) Includes examinees with overlapping diagnoses within each item

3) The number of actual examinees means total examinees who were diagnosed of patients with disease

Table I -11

Detailed Statistics on Patients with Disease Based on First

| Division | | Diagnosed with diseasea | | | | |
|----------------|-----|----------------------------|--------------|----------|--------------|--------------|
| | | Number of actual examinees | Hypertension | Diabetes | Dyslipidemia | Tuberculosis |
| Sangju-si | S.T | 7,124 | 6,094 | 1,927 | 635 | 17 |
| | M | 3,131 | 2,606 | 961 | 212 | 15 |
| | F | 3,993 | 3,488 | 966 | 423 | 2 |
| Mungyeong-si | S.T | 4,386 | 3,576 | 1,449 | 381 | 33 |
| | M | 1,946 | 1,522 | 744 | 123 | 23 |
| | F | 2,440 | 2,054 | 705 | 258 | 10 |
| Gyeongsan-si | S.T | 9,237 | 7,241 | 2,850 | 921 | 149 |
| | M | 4,779 | 3,650 | 1,631 | 367 | 87 |
| | F | 4,458 | 3,591 | 1,219 | 554 | 62 |
| Gunwi-gun | S.T | 1,507 | 1,252 | 438 | 97 | 11 |
| | M | 660 | 521 | 217 | 28 | 9 |
| | F | 847 | 731 | 221 | 69 | 2 |
| Uiseong-gun | S.T | 3,930 | 3,245 | 1,230 | 263 | 10 |
| | M | 1,626 | 1,298 | 571 | 66 | 4 |
| | F | 2,304 | 1,947 | 659 | 197 | 6 |
| Cheongsong-gun | S.T | 1,877 | 1,572 | 563 | 171 | 7 |
| | M | 788 | 642 | 274 | 49 | 6 |
| | F | 1,089 | 930 | 289 | 122 | 1 |
| Yeongyang-gun | S.T | 1,082 | 905 | 328 | 94 | 6 |
| | M | 439 | 341 | 167 | 25 | 5 |
| | F | 643 | 564 | 161 | 69 | 1 |
| Yeongdeok-gun | S.T | 2,469 | 2,147 | 632 | 163 | 6 |
| | M | 1,002 | 849 | 302 | 45 | 5 |
| | F | 1,467 | 1,298 | 330 | 118 | 1 |
| Cheongdo-gun | S.T | 2,626 | 2,196 | 700 | 178 | 16 |
| | M | 1,122 | 894 | 355 | 60 | 7 |
| | F | 1,504 | 1,302 | 345 | 118 | 9 |
| Goryeong-gun | S.T | 1,883 | 1,542 | 549 | 158 | 9 |
| | M | 875 | 698 | 287 | 55 | 7 |
| | F | 1,008 | 844 | 262 | 103 | 2 |
| Seongju-gun | S.T | 2,728 | 2,213 | 837 | 283 | 12 |
| | M | 1,160 | 899 | 425 | 96 | 6 |
| | F | 1,568 | 1,314 | 412 | 187 | 6 |
| Chilgok-gun | S.T | 4,355 | 3,443 | 1,410 | 433 | 25 |
| | M | 2,258 | 1,726 | 759 | 208 | 21 |
| | F | 2,097 | 1,717 | 651 | 225 | 4 |
| Yecheon-gun | S.T | 2,691 | 2,126 | 905 | 222 | 10 |
| | M | 1,187 | 899 | 446 | 69 | 7 |
| | F | 1,504 | 1,227 | 459 | 153 | 3 |
| Bonghwa-gun | S.T | 1,761 | 1,413 | 605 | 96 | 5 |
| | M | 808 | 610 | 322 | 27 | 3 |
| | F | 953 | 803 | 283 | 69 | 2 |

XX aX X X
j aX X X
kaX X X X X X X

#

O

Diagnoses in General Health Screening by District and Gender <Cont'd>

XX a
(Unit : Person)

| Division | | Diagnosed with diseasea | | | | |
|-------------------------------|-----|----------------------------|--------------|----------|--------------|--------------|
| | | Number of actual examinees | Hypertension | Diabetes | Dyslipidemia | Tuberculosis |
| Uljin-gun | S.T | 2,492 | 2,165 | 686 | 121 | 4 |
| | M | 1,123 | 942 | 368 | 45 | 3 |
| | F | 1,369 | 1,223 | 318 | 76 | 1 |
| Ulleung-gun | S.T | 463 | 387 | 131 | 26 | 2 |
| | M | 224 | 178 | 68 | 12 | 2 |
| | F | 239 | 209 | 63 | 14 | - |
| Gyeongnam | S.T | 117,324 | 89,917 | 34,668 | 15,764 | 802 |
| | M | 63,583 | 46,438 | 20,132 | 8,721 | 568 |
| | F | 53,741 | 43,479 | 14,536 | 7,043 | 234 |
| Changwon-si Uichang-gu | S.T | 8,399 | 6,317 | 2,413 | 1,201 | 65 |
| | M | 4,896 | 3,595 | 1,477 | 648 | 49 |
| | F | 3,503 | 2,722 | 936 | 553 | 16 |
| Changwon-si Seongsan-gu | S.T | 6,939 | 5,019 | 1,719 | 1,340 | 45 |
| | M | 4,869 | 3,443 | 1,231 | 949 | 38 |
| | F | 2,070 | 1,576 | 488 | 391 | 7 |
| Changwon-si Masanhappo-gu | S.T | 5,855 | 4,234 | 1,876 | 818 | 14 |
| | M | 3,299 | 2,307 | 1,128 | 448 | 9 |
| | F | 2,556 | 1,927 | 748 | 370 | 5 |
| Changwon-si MasanHoewon-gu | S.T | 6,436 | 4,393 | 1,997 | 1,168 | 40 |
| | M | 3,715 | 2,503 | 1,245 | 628 | 31 |
| | F | 2,721 | 1,890 | 752 | 540 | 9 |
| Changwon-si Jinhae-gu | S.T | 5,857 | 4,340 | 1,755 | 881 | 69 |
| | M | 3,533 | 2,578 | 1,109 | 480 | 57 |
| | F | 2,324 | 1,762 | 646 | 401 | 12 |
| Jinju-si | S.T | 10,896 | 8,459 | 3,377 | 1,168 | 52 |
| | M | 5,651 | 4,271 | 1,959 | 443 | 39 |
| | F | 5,245 | 4,188 | 1,418 | 725 | 13 |
| Tongyeong-si | S.T | 5,064 | 3,869 | 1,574 | 615 | 38 |
| | M | 2,733 | 1,960 | 936 | 344 | 29 |
| | F | 2,331 | 1,909 | 638 | 271 | 9 |
| Sacheon-si | S.T | 4,232 | 3,333 | 1,379 | 370 | 16 |
| | M | 2,114 | 1,601 | 759 | 161 | 13 |
| | F | 2,118 | 1,732 | 620 | 209 | 3 |
| Gimhae-si | S.T | 15,128 | 11,546 | 4,687 | 1,750 | 193 |
| | M | 8,549 | 6,289 | 2,807 | 946 | 127 |
| | F | 6,579 | 5,257 | 1,880 | 804 | 66 |
| Miryang-si | S.T | 4,811 | 3,854 | 1,483 | 578 | 43 |
| | M | 2,144 | 1,629 | 764 | 211 | 27 |
| | F | 2,667 | 2,225 | 719 | 367 | 16 |
| Geoje-si | S.T | 9,203 | 6,006 | 1,903 | 2,589 | 33 |
| | M | 6,455 | 3,895 | 1,240 | 2,160 | 20 |
| | F | 2,748 | 2,111 | 663 | 429 | 13 |

Note : 1) Based on Resident Registration Address

2) Includes examinees with overlapping diagnoses within each item

3) The number of actual examinees means total examinees who were diagnosed of patients with disease

제 I -11 표 ÷ ÷ # . 0
 Table I -11 Detailed Statistics on Patients with Disease Based on First Diagnoses
 in General Health Screening by District and Gender <Cont'd>

XX a
 (Unit : Person)

| Division | | Diagnosed with diseasea | | | | |
|-----------------|-----|----------------------------|--------------|----------|--------------|--------------|
| | | Number of actual examinees | Hypertension | Diabetes | Dyslipidemia | Tuberculosis |
| Yongsan-si | S.T | 7,960 | 6,828 | 2,762 | 927 | 81 |
| | M | 4,370 | 3,649 | 1,631 | 415 | 54 |
| | F | 3,590 | 3,179 | 1,131 | 512 | 27 |
| Uiryeong-gun | S.T | 1,763 | 1,411 | 513 | 214 | 5 |
| | M | 714 | 531 | 248 | 69 | 2 |
| | F | 1,049 | 880 | 265 | 145 | 3 |
| Haman-gun | S.T | 2,803 | 2,201 | 845 | 395 | 16 |
| | M | 1,357 | 1,011 | 461 | 183 | 11 |
| | F | 1,446 | 1,190 | 384 | 212 | 5 |
| Changnyeong-gun | S.T | 3,475 | 2,872 | 961 | 309 | 17 |
| | M | 1,438 | 1,134 | 483 | 103 | 12 |
| | F | 2,037 | 1,738 | 478 | 206 | 5 |
| Goseong-gun | S.T | 2,630 | 2,132 | 785 | 203 | 8 |
| | M | 1,189 | 907 | 417 | 88 | 6 |
| | F | 1,441 | 1,225 | 368 | 115 | 2 |
| Namhae-gun | S.T | 3,218 | 2,639 | 1,017 | 238 | 12 |
| | M | 1,265 | 983 | 464 | 75 | 7 |
| | F | 1,953 | 1,656 | 553 | 163 | 5 |
| Hadong-gun | S.T | 2,754 | 2,288 | 803 | 158 | 11 |
| | M | 1,166 | 908 | 392 | 61 | 9 |
| | F | 1,588 | 1,380 | 411 | 97 | 2 |
| Sancheong-gun | S.T | 1,847 | 1,498 | 545 | 169 | 7 |
| | M | 826 | 632 | 295 | 68 | 6 |
| | F | 1,021 | 866 | 250 | 101 | 1 |
| Hamyang-gun | S.T | 2,243 | 1,879 | 634 | 135 | 12 |
| | M | 921 | 743 | 307 | 48 | 8 |
| | F | 1,322 | 1,136 | 327 | 87 | 4 |
| Geochang-gun | S.T | 3,135 | 2,675 | 849 | 321 | 18 |
| | M | 1,312 | 1,080 | 402 | 110 | 8 |
| | F | 1,823 | 1,595 | 447 | 211 | 10 |
| Hapcheon-gun | S.T | 2,676 | 2,124 | 791 | 217 | 7 |
| | M | 1,067 | 789 | 377 | 83 | 6 |
| | F | 1,609 | 1,335 | 414 | 134 | 1 |
| Jeju | S.T | 20,559 | 17,382 | 5,127 | 2,369 | 43 |
| | M | 11,203 | 9,379 | 3,165 | 918 | 34 |
| | F | 9,356 | 8,003 | 1,962 | 1,451 | 9 |
| Jeju-si | S.T | 14,209 | 12,020 | 3,449 | 1,666 | 34 |
| | M | 7,949 | 6,663 | 2,182 | 659 | 27 |
| | F | 6,260 | 5,357 | 1,267 | 1,007 | 7 |
| Seogwipo-si | S.T | 6,350 | 5,362 | 1,678 | 703 | 9 |
| | M | 3,254 | 2,716 | 983 | 259 | 7 |
| | F | 3,096 | 2,646 | 695 | 444 | 2 |

XX aX X
 j aX X X X
 kaX X X X X

Note : 1) Based on Resident Registration Address
 2) Includes examinees with overlapping diagnoses within each item
 3) The number of actual examinees means total examinees who were diagnosed of patients with disease

제 I -12 표
Table I -12

XX aX (Unit : Person)

| | | Number of actual examinees | Hypertension | Diabetes | Dyslipidemia | Tuberculosis |
|--------------|--------------|-------------------------------|------------------|----------------|----------------|---------------|
| Total | Total | 1,930,087 | 1,544,286 | 575,213 | 244,226 | 16,448 |
| | M | 1,020,893 | 801,295 | 332,589 | 101,703 | 11,030 |
| | F | 909,194 | 742,991 | 242,624 | 142,523 | 5,418 |
| i q X | S.T | 96 | 30 | 32 | 27 | 14 |
| 19 or less | M | 61 | 19 | 18 | 18 | 9 |
| | F | 35 | 11 | 14 | 9 | 5 |
| j hXXg XXl | S.T | 897 | 362 | 282 | 209 | 99 |
| | M | 518 | 274 | 142 | 106 | 32 |
| | F | 379 | 88 | 140 | 103 | 67 |
| j mXXg XXq | S.T | 4,728 | 2,280 | 927 | 1,217 | 552 |
| | M | 3,627 | 1,972 | 597 | 960 | 287 |
| | F | 1,101 | 308 | 330 | 257 | 265 |
| khXXg XXl | S.T | 15,079 | 8,638 | 3,419 | 3,244 | 1,122 |
| | M | 12,874 | 7,789 | 2,638 | 2,869 | 743 |
| | F | 2,205 | 849 | 781 | 375 | 379 |
| kmXXg XXq | S.T | 33,818 | 22,112 | 8,399 | 5,715 | 1,218 |
| | M | 29,555 | 19,746 | 7,030 | 5,126 | 904 |
| | F | 4,263 | 2,366 | 1,369 | 589 | 314 |
| l hXXg XXl | S.T | 83,406 | 59,089 | 23,738 | 10,689 | 1,742 |
| | M | 60,523 | 43,187 | 17,348 | 8,059 | 1,160 |
| | F | 22,883 | 15,902 | 6,390 | 2,630 | 582 |
| l mXXg XXq | S.T | 148,676 | 110,927 | 41,966 | 17,059 | 1,873 |
| | M | 100,445 | 74,261 | 30,387 | 11,476 | 1,278 |
| | F | 48,231 | 36,666 | 11,579 | 5,583 | 595 |
| nhXXg XXl | S.T | 312,821 | 240,287 | 88,775 | 40,336 | 2,767 |
| | M | 180,897 | 137,668 | 58,752 | 18,875 | 1,764 |
| | F | 131,924 | 102,619 | 30,023 | 21,461 | 1,003 |
| nmXXg XXq | S.T | 300,618 | 234,506 | 89,133 | 42,268 | 1,996 |
| | M | 169,567 | 132,303 | 57,709 | 16,530 | 1,357 |
| | F | 131,051 | 102,203 | 31,424 | 25,738 | 639 |
| nhXXg XXl | S.T | 371,337 | 297,611 | 116,058 | 54,086 | 2,013 |
| | M | 180,941 | 144,962 | 64,319 | 17,292 | 1,335 |
| | F | 190,396 | 152,649 | 51,739 | 36,794 | 678 |
| nmXXg XXq | S.T | 138,991 | 116,393 | 43,760 | 17,223 | 658 |
| | M | 69,286 | 57,704 | 23,565 | 5,698 | 491 |
| | F | 69,705 | 58,689 | 20,195 | 11,525 | 167 |
| ohXXg XXl | S.T | 311,955 | 266,760 | 99,577 | 35,556 | 1,423 |
| | M | 133,558 | 112,393 | 46,108 | 10,141 | 1,006 |
| | F | 178,397 | 154,367 | 53,469 | 25,415 | 417 |
| omXXg XXq | S.T | 125,435 | 110,604 | 37,686 | 11,067 | 592 |
| | M | 50,102 | 43,239 | 16,096 | 3,076 | 404 |
| | F | 75,333 | 67,365 | 21,590 | 7,991 | 188 |
| phXXg XXl | S.T | 67,349 | 60,909 | 18,182 | 4,855 | 313 |
| | M | 23,842 | 21,154 | 6,652 | 1,282 | 219 |
| | F | 43,507 | 39,755 | 11,530 | 3,573 | 94 |
| pm X | S.T | 14,881 | 13,778 | 3,279 | 675 | 66 |
| 85 and over | M | 5,097 | 4,624 | 1,228 | 195 | 41 |
| | F | 9,784 | 9,154 | 2,051 | 480 | 25 |

Note : 1) Based on Age at the End of the Year

2) Includes examinees with overlapping diagnoses within each item

3) The number of actual examinees means total examinees who were diagnosed of

patients with disease and diseases used in patients with disease) Based on the diagnosis) T 4417427 -1520 T

Table I-13

Results of Mental Examinations in General Health

| Division | | XTotala | | | | | | i1st screen | |
|----------|-------|----------------------|---------|--------|-------------------------|-------|-------|-------------|---------|
| | | i1st screening testa | | | j2nd confirmative testa | | | | |
| | | | | j | | | | | |
| Total | Total | 417,366 | 377,253 | 40,113 | 7,868 | 4,443 | 3,425 | 263,078 | 238,546 |
| | M | 189,695 | 173,135 | 16,560 | 3,651 | 2,255 | 1,396 | 120,429 | 110,288 |
| | F | 227,671 | 204,118 | 23,553 | 4,217 | 2,188 | 2,029 | 142,649 | 128,258 |
| Seoul | S.T | 73,859 | 65,974 | 7,885 | 1,799 | 1,030 | 769 | 49,094 | 43,914 |
| | M | 35,263 | 31,944 | 3,319 | 811 | 511 | 300 | 23,596 | 21,451 |
| | F | 38,596 | 34,030 | 4,566 | 988 | 519 | 469 | 25,498 | 22,463 |
| Busan | S.T | 30,446 | 28,195 | 2,251 | 597 | 371 | 226 | 19,845 | 18,337 |
| | M | 14,422 | 13,401 | 1,021 | 301 | 204 | 97 | 9,463 | 8,774 |
| | F | 16,024 | 14,794 | 1,230 | 296 | 167 | 129 | 10,382 | 9,563 |
| Daegu | S.T | 19,595 | 18,212 | 1,383 | 278 | 152 | 126 | 12,627 | 11,785 |
| | M | 8,885 | 8,333 | 552 | 136 | 83 | 53 | 5,732 | 5,416 |
| | F | 10,710 | 9,879 | 831 | 142 | 69 | 73 | 6,895 | 6,369 |
| Incheon | S.T | 17,478 | 15,513 | 1,965 | 366 | 202 | 164 | 11,123 | 9,931 |
| | M | 7,946 | 7,157 | 789 | 159 | 95 | 64 | 5,109 | 4,635 |
| | F | 9,532 | 8,356 | 1,176 | 207 | 107 | 100 | 6,014 | 5,296 |
| Gwangju | S.T | 10,834 | 9,971 | 863 | 144 | 101 | 43 | 7,065 | 6,576 |
| | M | 5,111 | 4,736 | 375 | 81 | 58 | 23 | 3,353 | 3,159 |
| | F | 5,723 | 5,235 | 488 | 63 | 43 | 20 | 3,712 | 3,417 |
| Daejeon | S.T | 10,790 | 9,363 | 1,427 | 298 | 173 | 125 | 6,975 | 6,075 |
| | M | 4,977 | 4,387 | 590 | 146 | 86 | 60 | 3,223 | 2,836 |
| | F | 5,813 | 4,976 | 837 | 152 | 87 | 65 | 3,752 | 3,239 |
| Ulsan | S.T | 5,306 | 4,892 | 414 | 32 | 14 | 18 | 3,561 | 3,297 |
| | M | 2,501 | 2,329 | 172 | 19 | 12 | 7 | 1,711 | 1,592 |
| | F | 2,805 | 2,563 | 242 | 13 | 2 | 11 | 1,850 | 1,705 |
| Sejong | S.T | 1,236 | 1,055 | 181 | 13 | 2 | 11 | 764 | 662 |
| | M | 560 | 475 | 85 | 8 | 1 | 7 | 344 | 297 |
| | F | 676 | 580 | 96 | 5 | 1 | 4 | 420 | 365 |
| Gyeonggi | S.T | 74,538 | 65,920 | 8,618 | 2,139 | 1,099 | 1,040 | 47,187 | 41,959 |
| | M | 33,877 | 30,320 | 3,557 | 936 | 543 | 393 | 21,652 | 19,487 |
| | F | 40,661 | 35,600 | 5,061 | 1,203 | 556 | 647 | 25,535 | 22,472 |
| Gangwon | S.T | 18,223 | 16,641 | 1,582 | 279 | 146 | 133 | 10,668 | 9,791 |
| | M | 8,365 | 7,678 | 687 | 140 | 76 | 64 | 4,854 | 4,470 |
| | F | 9,858 | 8,963 | 895 | 139 | 70 | 69 | 5,814 | 5,321 |
| Chungbuk | S.T | 16,594 | 14,814 | 1,780 | 186 | 103 | 83 | 10,205 | 9,181 |
| | M | 7,421 | 6,749 | 672 | 72 | 50 | 22 | 4,597 | 4,207 |
| | F | 9,173 | 8,065 | 1,108 | 114 | 53 | 61 | 5,608 | 4,974 |
| Chungnam | S.T | 22,966 | 20,278 | 2,688 | 269 | 145 | 124 | 13,633 | 12,086 |
| | M | 10,238 | 9,129 | 1,109 | 144 | 84 | 60 | 6,069 | 5,420 |
| | F | 12,728 | 11,149 | 1,579 | 125 | 61 | 64 | 7,564 | 6,666 |
| Jeonbuk | S.T | 23,227 | 21,166 | 2,061 | 466 | 289 | 177 | 14,582 | 13,291 |
| | M | 10,162 | 9,273 | 889 | 241 | 156 | 85 | 6,326 | 5,773 |
| | F | 13,065 | 11,893 | 1,172 | 225 | 133 | 92 | 8,256 | 7,518 |
| Jeonnam | S.T | 28,295 | 26,600 | 1,695 | 199 | 109 | 90 | 17,070 | 16,115 |
| | M | 12,087 | 11,423 | 664 | 86 | 51 | 35 | 7,410 | 7,037 |
| | F | 16,208 | 15,177 | 1,031 | 113 | 58 | 55 | 9,660 | 9,078 |

aX

X

X X X X (List of Key English Terminology)

XXX X (Total) X

(No specific findings) X

(Requires additional secondary diagnosis)

XXX X

(Impairment of cognitive functions)

/

fi

Screening by District and Gender (Cognitive Dysfunctions)

(Unit : Person)

| oh XAge 70) | | | | ol XAge 74) | | | | | |
|---------------|--------------|------------------------|--------------|----------------|---------------------|---------------|--------------|------------------------|--------------|
| ing testa | j | 2nd confirmative testa | | i | 1st screening testa | | j | 2nd confirmative testa | |
| j | | | | | | j | | | |
| 24,532 | 5,087 | 2,927 | 2,160 | 154,288 | 138,707 | 15,581 | 2,781 | 1,516 | 1,265 |
| 10,141 | 2,288 | 1,411 | 877 | 69,266 | 62,847 | 6,419 | 1,363 | 844 | 519 |
| 14,391 | 2,799 | 1,516 | 1,283 | 85,022 | 75,860 | 9,162 | 1,418 | 672 | 746 |
| 5,180 | 1,209 | 702 | 507 | 24,765 | 22,060 | 2,705 | 590 | 328 | 262 |
| 2,145 | 519 | 330 | 189 | 11,667 | 10,493 | 1,174 | 292 | 181 | 111 |
| 3,035 | 690 | 372 | 318 | 13,098 | 11,567 | 1,531 | 298 | 147 | 151 |
| 1,508 | 421 | 267 | 154 | 10,601 | 9,858 | 743 | 176 | 104 | 72 |
| 689 | 204 | 135 | 69 | 4,959 | 4,627 | 332 | 97 | 69 | 28 |
| 819 | 217 | 132 | 85 | 5,642 | 5,231 | 411 | 79 | 35 | 44 |
| 842 | 177 | 97 | 80 | 6,968 | 6,427 | 541 | 101 | 55 | 46 |
| 316 | 77 | 49 | 28 | 3,153 | 2,917 | 236 | 59 | 34 | 25 |
| 526 | 100 | 48 | 52 | 3,815 | 3,510 | 305 | 42 | 21 | 21 |
| 1,192 | 220 | 121 | 99 | 6,355 | 5,582 | 773 | 146 | 81 | 65 |
| 474 | 99 | 53 | 46 | 2,837 | 2,522 | 315 | 60 | 42 | 18 |
| 718 | 121 | 68 | 53 | 3,518 | 3,060 | 458 | 86 | 39 | 47 |
| 489 | 87 | 64 | 23 | 3,769 | 3,395 | 374 | 57 | 37 | 20 |
| 194 | 44 | 32 | 12 | 1,758 | 1,577 | 181 | 37 | 26 | 11 |
| 295 | 43 | 32 | 11 | 2,011 | 1,818 | 193 | 20 | 11 | 9 |
| 900 | 191 | 119 | 72 | 3,815 | 3,288 | 527 | 107 | 54 | 53 |
| 387 | 92 | 60 | 32 | 1,754 | 1,551 | 203 | 54 | 26 | 28 |
| 513 | 99 | 59 | 40 | 2,061 | 1,737 | 324 | 53 | 28 | 25 |
| 264 | 24 | 13 | 11 | 1,745 | 1,595 | 150 | 8 | 1 | 7 |
| 119 | 15 | 11 | 4 | 790 | 737 | 53 | 4 | 1 | 3 |
| 145 | 9 | 2 | 7 | 955 | 858 | 97 | 4 | - | 4 |
| 102 | 10 | 2 | 8 | 472 | 393 | 79 | 3 | - | 3 |
| 47 | 6 | 1 | 5 | 216 | 178 | 38 | 2 | - | 2 |
| 55 | 4 | 1 | 3 | 256 | 215 | 41 | 1 | - | 1 |
| 5,228 | 1,343 | 701 | 642 | 27,351 | 23,961 | 3,390 | 796 | 398 | 398 |
| 2,165 | 567 | 324 | 243 | 12,225 | 10,833 | 1,392 | 369 | 219 | 150 |
| 3,063 | 776 | 377 | 399 | 15,126 | 13,128 | 1,998 | 427 | 179 | 248 |
| 877 | 165 | 89 | 76 | 7,555 | 6,850 | 705 | 114 | 57 | 57 |
| 384 | 85 | 50 | 35 | 3,511 | 3,208 | 303 | 55 | 26 | 29 |
| 493 | 80 | 39 | 41 | 4,044 | 3,642 | 402 | 59 | 31 | 28 |
| 1,024 | 121 | 66 | 55 | 6,389 | 5,633 | 756 | 65 | 37 | 28 |
| 390 | 46 | 31 | 15 | 2,824 | 2,542 | 282 | 26 | 19 | 7 |
| 634 | 75 | 35 | 40 | 3,565 | 3,091 | 474 | 39 | 18 | 21 |
| 1,547 | 160 | 83 | 77 | 9,333 | 8,192 | 1,141 | 109 | 62 | 47 |
| 649 | 82 | 42 | 40 | 4,169 | 3,709 | 460 | 62 | 42 | 20 |
| 898 | 78 | 41 | 37 | 5,164 | 4,483 | 681 | 47 | 20 | 27 |
| 1,291 | 335 | 216 | 119 | 8,645 | 7,875 | 770 | 131 | 73 | 58 |
| 553 | 162 | 107 | 55 | 3,836 | 3,500 | 336 | 79 | 49 | 30 |
| 738 | 173 | 109 | 64 | 4,809 | 4,375 | 434 | 52 | 24 | 28 |
| 955 | 129 | 78 | 51 | 11,225 | 10,485 | 740 | 70 | 31 | 39 |
| 373 | 56 | 37 | 19 | 4,677 | 4,386 | 291 | 30 | 14 | 16 |
| 582 | 73 | 41 | 32 | 6,548 | 6,099 | 449 | 40 | 17 | 23 |

(Note) Based on Resident Registration Address

| Division | | XTotala | | | | | | | |
|---------------|-----|-----------------------|--------|-------|--------------------------|-------|-----|------------|--------|
| | | i 1st screening testa | | | j 2nd confirmative testa | | | i iX a3i i | |
| | | | | j | | | | | |
| Gyeongbuk | S.T | 33,639 | 30,613 | 3,026 | 570 | 371 | 199 | 20,336 | 18,598 |
| | M | 14,711 | 13,509 | 1,202 | 253 | 166 | 87 | 8,949 | 8,247 |
| | F | 18,928 | 17,104 | 1,824 | 317 | 205 | 112 | 11,387 | 10,351 |
| Gyeongnam | S.T | 26,148 | 24,038 | 2,110 | 210 | 120 | 90 | 15,930 | 14,650 |
| | M | 11,312 | 10,504 | 808 | 105 | 69 | 36 | 6,944 | 6,438 |
| | F | 14,836 | 13,534 | 1,302 | 105 | 51 | 54 | 8,986 | 8,212 |
| Jeju | S.T | 4,192 | 4,008 | 184 | 23 | 16 | 7 | 2,413 | 2,298 |
| | M | 1,857 | 1,788 | 69 | 13 | 10 | 3 | 1,097 | 1,049 |
| | F | 2,335 | 2,220 | 115 | 10 | 6 | 4 | 1,316 | 1,249 |
| Seoul | S.T | 73,859 | 65,974 | 7,885 | 1,799 | 1,030 | 769 | 49,094 | 43,914 |
| | M | 35,263 | 31,944 | 3,319 | 811 | 511 | 300 | 23,596 | 21,451 |
| | F | 38,596 | 34,030 | 4,566 | 988 | 519 | 469 | 25,498 | 22,463 |
| Jongno-gu | S.T | 1,497 | 1,299 | 198 | 56 | 30 | 26 | 952 | 829 |
| | M | 671 | 591 | 80 | 24 | 12 | 12 | 433 | 388 |
| | F | 826 | 708 | 118 | 32 | 18 | 14 | 519 | 441 |
| Jung-gu | S.T | 1,178 | 1,034 | 144 | 19 | 10 | 9 | 769 | 680 |
| | M | 526 | 467 | 59 | 8 | 5 | 3 | 345 | 309 |
| | F | 652 | 567 | 85 | 11 | 5 | 6 | 424 | 371 |
| Yongsan-gu | S.T | 1,995 | 1,746 | 249 | 52 | 35 | 17 | 1,272 | 1,114 |
| | M | 859 | 757 | 102 | 24 | 18 | 6 | 543 | 480 |
| | F | 1,136 | 989 | 147 | 28 | 17 | 11 | 729 | 634 |
| Seongdong-gu | S.T | 2,334 | 2,113 | 221 | 44 | 23 | 21 | 1,577 | 1,415 |
| | M | 1,092 | 999 | 93 | 24 | 13 | 11 | 740 | 676 |
| | F | 1,242 | 1,114 | 128 | 20 | 10 | 10 | 837 | 739 |
| Gwangjin-gu | S.T | 2,549 | 2,323 | 226 | 37 | 19 | 18 | 1,617 | 1,479 |
| | M | 1,257 | 1,157 | 100 | 15 | 9 | 6 | 796 | 737 |
| | F | 1,292 | 1,166 | 126 | 22 | 10 | 12 | 821 | 742 |
| Dongdaemun-gu | S.T | 3,204 | 2,854 | 350 | 46 | 22 | 24 | 2,160 | 1,913 |
| | M | 1,521 | 1,365 | 156 | 19 | 14 | 5 | 1,030 | 919 |
| | F | 1,683 | 1,489 | 194 | 27 | 8 | 19 | 1,130 | 994 |
| Jungnang-gu | S.T | 3,353 | 2,981 | 372 | 87 | 46 | 41 | 2,236 | 1,993 |
| | M | 1,592 | 1,433 | 159 | 34 | 17 | 17 | 1,049 | 953 |
| | F | 1,761 | 1,548 | 213 | 53 | 29 | 24 | 1,187 | 1,040 |
| Seongbuk-gu | S.T | 3,961 | 3,544 | 417 | 86 | 55 | 31 | 2,648 | 2,375 |
| | M | 1,891 | 1,724 | 167 | 40 | 27 | 13 | 1,252 | 1,151 |
| | F | 2,070 | 1,820 | 250 | 46 | 28 | 18 | 1,396 | 1,224 |
| Gangbuk-gu | S.T | 3,246 | 2,836 | 410 | 107 | 65 | 42 | 2,173 | 1,905 |
| | M | 1,505 | 1,342 | 163 | 45 | 28 | 17 | 998 | 903 |
| | F | 1,741 | 1,494 | 247 | 62 | 37 | 25 | 1,175 | 1,002 |
| Dobong-gu | S.T | 3,051 | 2,756 | 295 | 69 | 44 | 25 | 2,009 | 1,816 |
| | M | 1,455 | 1,349 | 106 | 29 | 21 | 8 | 977 | 910 |
| | F | 1,596 | 1,407 | 189 | 40 | 23 | 17 | 1,032 | 906 |
| Nowon-gu | S.T | 4,003 | 3,415 | 588 | 171 | 89 | 82 | 2,628 | 2,244 |
| | M | 1,751 | 1,511 | 240 | 72 | 40 | 32 | 1,190 | 1,033 |
| | F | 2,252 | 1,904 | 348 | 99 | 49 | 50 | 1,438 | 1,211 |

aX X
X X X X (List of Key English Terminology)
XXXeX (Total)cX (No specific findings)cX (Requires additional secondary diagnosis)
XXXeX (Impairment of cognitive functions)

Screening by District and Gender (Cognitive Dysfunctions) <Cont'd>

XX a
(Unit : Person)

| oh XAge 70) | | | | ol XAge 74) | | | | | |
|--------------|--------------|------------------------|------------|---------------|---------------------|--------------|------------|------------------------|------------|
| α Χάμα | j | 2nd confirmative testa | | i | 1st screening testa | | j | 2nd confirmative testa | |
| j | | | | | | j | | | |
| 1,738 | 338 | 213 | 125 | 13,303 | 12,015 | 1,288 | 232 | 158 | 74 |
| 702 | 148 | 89 | 59 | 5,762 | 5,262 | 500 | 105 | 77 | 28 |
| 1,036 | 190 | 124 | 66 | 7,541 | 6,753 | 788 | 127 | 81 | 46 |
| 1,280 | 143 | 85 | 58 | 10,218 | 9,388 | 830 | 67 | 35 | 32 |
| 506 | 76 | 52 | 24 | 4,368 | 4,066 | 302 | 29 | 17 | 12 |
| 774 | 67 | 33 | 34 | 5,850 | 5,322 | 528 | 38 | 18 | 20 |
| 115 | 14 | 11 | 3 | 1,779 | 1,710 | 69 | 9 | 5 | 4 |
| 48 | 10 | 8 | 2 | 760 | 739 | 21 | 3 | 2 | 1 |
| 67 | 4 | 3 | 1 | 1,019 | 971 | 48 | 6 | 3 | 3 |
| 5,180 | 1,209 | 702 | 507 | 24,765 | 22,060 | 2,705 | 590 | 328 | 262 |
| 2,145 | 519 | 330 | 189 | 11,667 | 10,493 | 1,174 | 292 | 181 | 111 |
| 3,035 | 690 | 372 | 318 | 13,098 | 11,567 | 1,531 | 298 | 147 | 151 |
| 123 | 41 | 21 | 20 | 545 | 470 | 75 | 15 | 9 | 6 |
| 45 | 15 | 7 | 8 | 238 | 203 | 35 | 9 | 5 | 4 |
| 78 | 26 | 14 | 12 | 307 | 267 | 40 | 6 | 4 | 2 |
| 89 | 12 | 8 | 4 | 409 | 354 | 55 | 7 | 2 | 5 |
| 36 | 4 | 3 | 1 | 181 | 158 | 23 | 4 | 2 | 2 |
| 53 | 8 | 5 | 3 | 228 | 196 | 32 | 3 | - | 3 |
| 158 | 38 | 27 | 11 | 723 | 632 | 91 | 14 | 8 | 6 |
| 63 | 18 | 15 | 3 | 316 | 277 | 39 | 6 | 3 | 3 |
| 95 | 20 | 12 | 8 | 407 | 355 | 52 | 8 | 5 | 3 |
| 162 | 32 | 15 | 17 | 757 | 698 | 59 | 12 | 8 | 4 |
| 64 | 16 | 7 | 9 | 352 | 323 | 29 | 8 | 6 | 2 |
| 98 | 16 | 8 | 8 | 405 | 375 | 30 | 4 | 2 | 2 |
| 138 | 24 | 17 | 7 | 932 | 844 | 88 | 13 | 2 | 11 |
| 59 | 10 | 8 | 2 | 461 | 420 | 41 | 5 | 1 | 4 |
| 79 | 14 | 9 | 5 | 471 | 424 | 47 | 8 | 1 | 7 |
| 247 | 36 | 19 | 17 | 1,044 | 941 | 103 | 10 | 3 | 7 |
| 111 | 15 | 12 | 3 | 491 | 446 | 45 | 4 | 2 | 2 |
| 136 | 21 | 7 | 14 | 553 | 495 | 58 | 6 | 1 | 5 |
| 243 | 58 | 35 | 23 | 1,117 | 988 | 129 | 29 | 11 | 18 |
| 96 | 24 | 13 | 11 | 543 | 480 | 63 | 10 | 4 | 6 |
| 147 | 34 | 22 | 12 | 574 | 508 | 66 | 19 | 7 | 12 |
| 273 | 56 | 34 | 22 | 1,313 | 1,169 | 144 | 30 | 21 | 9 |
| 101 | 23 | 16 | 7 | 639 | 573 | 66 | 17 | 11 | 6 |
| 172 | 33 | 18 | 15 | 674 | 596 | 78 | 13 | 10 | 3 |
| 268 | 70 | 44 | 26 | 1,073 | 931 | 142 | 37 | 21 | 16 |
| 95 | 23 | 14 | 9 | 507 | 439 | 68 | 22 | 14 | 8 |
| 173 | 47 | 30 | 17 | 566 | 492 | 74 | 15 | 7 | 8 |
| 193 | 45 | 28 | 17 | 1,042 | 940 | 102 | 24 | 16 | 8 |
| 67 | 20 | 13 | 7 | 478 | 439 | 39 | 9 | 8 | 1 |
| 126 | 25 | 15 | 10 | 564 | 501 | 63 | 15 | 8 | 7 |
| 384 | 117 | 59 | 58 | 1,375 | 1,171 | 204 | 54 | 30 | 24 |
| 157 | 50 | 27 | 23 | 561 | 478 | 83 | 22 | 13 | 9 |
| 227 | 67 | 32 | 35 | 814 | 693 | 121 | 32 | 17 | 15 |

Note) Based on Resident Registration Address

제 I -13 표

Table I -13

Ü Ü

Results of Mental Examinations in General Health

| Division | | XTotala | | | | | | | |
|-----------------|-----|-----------------------|--------|-------|--------------------------|-----|-----|--------|-------------|
| | | i 1st screening testa | | | j 2nd confirmative testa | | | i | i µX αβ i |
| | | | | j | | | | | |
| Eunpyeong-gu | S.T | 4,178 | 3,769 | 409 | 125 | 81 | 44 | 2,777 | 2,515 |
| | M | 1,962 | 1,778 | 184 | 56 | 33 | 23 | 1,296 | 1,182 |
| | F | 2,216 | 1,991 | 225 | 69 | 48 | 21 | 1,481 | 1,333 |
| Seodaemun-gu | S.T | 2,867 | 2,532 | 335 | 102 | 53 | 49 | 1,849 | 1,640 |
| | M | 1,344 | 1,202 | 142 | 43 | 31 | 12 | 864 | 779 |
| | F | 1,523 | 1,330 | 193 | 59 | 22 | 37 | 985 | 861 |
| Mapo-gu | S.T | 2,975 | 2,548 | 427 | 92 | 58 | 34 | 1,918 | 1,655 |
| | M | 1,347 | 1,177 | 170 | 38 | 26 | 12 | 876 | 760 |
| | F | 1,628 | 1,371 | 257 | 54 | 32 | 22 | 1,042 | 895 |
| Yangcheon-gu | S.T | 2,753 | 2,405 | 348 | 62 | 31 | 31 | 1,822 | 1,600 |
| | M | 1,279 | 1,146 | 133 | 25 | 14 | 11 | 866 | 781 |
| | F | 1,474 | 1,259 | 215 | 37 | 17 | 20 | 956 | 819 |
| Gangseo-gu | S.T | 3,497 | 3,072 | 425 | 77 | 46 | 31 | 2,329 | 2,050 |
| | M | 1,672 | 1,498 | 174 | 36 | 27 | 9 | 1,125 | 1,007 |
| | F | 1,825 | 1,574 | 251 | 41 | 19 | 22 | 1,204 | 1,043 |
| Guro-gu | S.T | 3,158 | 2,902 | 256 | 76 | 41 | 35 | 2,111 | 1,954 |
| | M | 1,589 | 1,472 | 117 | 45 | 22 | 23 | 1,047 | 981 |
| | F | 1,569 | 1,430 | 139 | 31 | 19 | 12 | 1,064 | 973 |
| Geumcheon-gu | S.T | 1,766 | 1,598 | 168 | 30 | 13 | 17 | 1,195 | 1,084 |
| | M | 840 | 769 | 71 | 15 | 9 | 6 | 575 | 533 |
| | F | 926 | 829 | 97 | 15 | 4 | 11 | 620 | 551 |
| Yeongdeungpo-gu | S.T | 3,037 | 2,658 | 379 | 94 | 48 | 46 | 2,031 | 1,767 |
| | M | 1,454 | 1,305 | 149 | 40 | 23 | 17 | 958 | 858 |
| | F | 1,583 | 1,353 | 230 | 54 | 25 | 29 | 1,073 | 909 |
| Dongjak-gu | S.T | 3,178 | 2,994 | 184 | 42 | 27 | 15 | 2,149 | 2,023 |
| | M | 1,563 | 1,492 | 71 | 17 | 11 | 6 | 1,071 | 1,017 |
| | F | 1,615 | 1,502 | 113 | 25 | 16 | 9 | 1,078 | 1,006 |
| Gwanak-gu | S.T | 3,952 | 3,630 | 322 | 75 | 42 | 33 | 2,689 | 2,463 |
| | M | 1,979 | 1,829 | 150 | 39 | 24 | 15 | 1,337 | 1,235 |
| | F | 1,973 | 1,801 | 172 | 36 | 18 | 18 | 1,352 | 1,228 |
| Seocho-gu | S.T | 2,477 | 2,253 | 224 | 49 | 32 | 17 | 1,680 | 1,520 |
| | M | 1,313 | 1,212 | 101 | 24 | 17 | 7 | 908 | 840 |
| | F | 1,164 | 1,041 | 123 | 25 | 15 | 10 | 772 | 680 |
| Gangnam-gu | S.T | 2,813 | 2,520 | 293 | 58 | 42 | 16 | 1,883 | 1,696 |
| | M | 1,465 | 1,317 | 148 | 28 | 20 | 8 | 1,002 | 901 |
| | F | 1,348 | 1,203 | 145 | 30 | 22 | 8 | 881 | 795 |
| Songpa-gu | S.T | 3,943 | 3,604 | 339 | 66 | 38 | 28 | 2,627 | 2,398 |
| | M | 1,896 | 1,757 | 139 | 37 | 28 | 9 | 1,300 | 1,200 |
| | F | 2,047 | 1,847 | 200 | 29 | 10 | 19 | 1,327 | 1,198 |
| Gangdong-gu | S.T | 2,894 | 2,588 | 306 | 77 | 40 | 37 | 1,993 | 1,786 |
| | M | 1,440 | 1,295 | 145 | 34 | 22 | 12 | 1,018 | 918 |
| | F | 1,454 | 1,293 | 161 | 43 | 18 | 25 | 975 | 868 |
| Busan | S.T | 30,446 | 28,195 | 2,251 | 597 | 371 | 226 | 19,845 | 18,337 |
| | M | 14,422 | 13,401 | 1,021 | 301 | 204 | 97 | 9,463 | 8,774 |
| | F | 16,024 | 14,794 | 1,230 | 296 | 167 | 129 | 10,382 | 9,563 |

aX X
X X X X (List of Key English Terminology)
XXX X (Total)X (No specific findings)X
XXX X (Impairment of cognitive functions)

(Requires additional secondary diagnosis)

Screening by District and Gender (Cognitive Dysfunctions) <Cont'd>

XX a
(Unit : Person)

| oh XAge 70) | | | | ol XAge 74) | | | | | |
|--------------|------------|-------------------------|------------|---------------|----------------------|------------|------------|-------------------------|-----------|
| α "Xj 'μa | j | `2nd confirmative testa | | i | `1st screening testa | | j | `2nd confirmative testa | |
| j | | | | | | j | | | |
| 262 | 85 | 53 | 32 | 1,401 | 1,254 | 147 | 40 | 28 | 12 |
| 114 | 36 | 20 | 16 | 666 | 596 | 70 | 20 | 13 | 7 |
| 148 | 49 | 33 | 16 | 735 | 658 | 77 | 20 | 15 | 5 |
| 209 | 57 | 27 | 30 | 1,018 | 892 | 126 | 45 | 26 | 19 |
| 85 | 22 | 17 | 5 | 480 | 423 | 57 | 21 | 14 | 7 |
| 124 | 35 | 10 | 25 | 538 | 469 | 69 | 24 | 12 | 12 |
| 263 | 58 | 37 | 21 | 1,057 | 893 | 164 | 34 | 21 | 13 |
| 116 | 23 | 18 | 5 | 471 | 417 | 54 | 15 | 8 | 7 |
| 147 | 35 | 19 | 16 | 586 | 476 | 110 | 19 | 13 | 6 |
| 222 | 43 | 19 | 24 | 931 | 805 | 126 | 19 | 12 | 7 |
| 85 | 15 | 7 | 8 | 413 | 365 | 48 | 10 | 7 | 3 |
| 137 | 28 | 12 | 16 | 518 | 440 | 78 | 9 | 5 | 4 |
| 279 | 54 | 31 | 23 | 1,168 | 1,022 | 146 | 23 | 15 | 8 |
| 118 | 27 | 20 | 7 | 547 | 491 | 56 | 9 | 7 | 2 |
| 161 | 27 | 11 | 16 | 621 | 531 | 90 | 14 | 8 | 6 |
| 157 | 51 | 27 | 24 | 1,047 | 948 | 99 | 25 | 14 | 11 |
| 66 | 30 | 14 | 16 | 542 | 491 | 51 | 15 | 8 | 7 |
| 91 | 21 | 13 | 8 | 505 | 457 | 48 | 10 | 6 | 4 |
| 111 | 17 | 6 | 11 | 571 | 514 | 57 | 13 | 7 | 6 |
| 42 | 6 | 2 | 4 | 265 | 236 | 29 | 9 | 7 | 2 |
| 69 | 11 | 4 | 7 | 306 | 278 | 28 | 4 | – | 4 |
| 264 | 68 | 35 | 33 | 1,006 | 891 | 115 | 26 | 13 | 13 |
| 100 | 25 | 14 | 11 | 496 | 447 | 49 | 15 | 9 | 6 |
| 164 | 43 | 21 | 22 | 510 | 444 | 66 | 11 | 4 | 7 |
| 126 | 30 | 24 | 6 | 1,029 | 971 | 58 | 12 | 3 | 9 |
| 54 | 14 | 11 | 3 | 492 | 475 | 17 | 3 | – | 3 |
| 72 | 16 | 13 | 3 | 537 | 496 | 41 | 9 | 3 | 6 |
| 226 | 48 | 30 | 18 | 1,263 | 1,167 | 96 | 27 | 12 | 15 |
| 102 | 20 | 13 | 7 | 642 | 594 | 48 | 19 | 11 | 8 |
| 124 | 28 | 17 | 11 | 621 | 573 | 48 | 8 | 1 | 7 |
| 160 | 32 | 20 | 12 | 797 | 733 | 64 | 17 | 12 | 5 |
| 68 | 15 | 11 | 4 | 405 | 372 | 33 | 9 | 6 | 3 |
| 92 | 17 | 9 | 8 | 392 | 361 | 31 | 8 | 6 | 2 |
| 187 | 38 | 27 | 11 | 930 | 824 | 106 | 20 | 15 | 5 |
| 101 | 17 | 12 | 5 | 463 | 416 | 47 | 11 | 8 | 3 |
| 86 | 21 | 15 | 6 | 467 | 408 | 59 | 9 | 7 | 2 |
| 229 | 44 | 29 | 15 | 1,316 | 1,206 | 110 | 22 | 9 | 13 |
| 100 | 27 | 19 | 8 | 596 | 557 | 39 | 10 | 9 | 1 |
| 129 | 17 | 10 | 7 | 720 | 649 | 71 | 12 | – | 12 |
| 207 | 55 | 30 | 25 | 901 | 802 | 99 | 22 | 10 | 12 |
| 100 | 24 | 17 | 7 | 422 | 377 | 45 | 10 | 5 | 5 |
| 107 | 31 | 13 | 18 | 479 | 425 | 54 | 12 | 5 | 7 |
| 1,508 | 421 | 267 | 154 | 10,601 | 9,858 | 743 | 176 | 104 | 72 |
| 689 | 204 | 135 | 69 | 4,959 | 4,627 | 332 | 97 | 69 | 28 |
| 819 | 217 | 132 | 85 | 5,642 | 5,231 | 411 | 79 | 35 | 44 |

Note) Based on Resident Registration Address

제 I -13 표

Table I -13

Ü Ü

Results of Mental Examinations in General Health

| Division | | XTotala | | | | | | | |
|--------------|-----|-----------------------|-------|-----|--------------------------|----|----|-------|-----------------------|
| | | i 1st screening testa | | | j 2nd confirmative testa | | | i | i 1st screening testa |
| | | | | j | | | | | |
| Jung-gu | S.T | 599 | 545 | 54 | 9 | 6 | 3 | 379 | 342 |
| | M | 271 | 246 | 25 | 5 | 4 | 1 | 169 | 154 |
| | F | 328 | 299 | 29 | 4 | 2 | 2 | 210 | 188 |
| Seo-gu | S.T | 1,385 | 1,246 | 139 | 32 | 21 | 11 | 881 | 786 |
| | M | 628 | 568 | 60 | 15 | 11 | 4 | 402 | 358 |
| | F | 757 | 678 | 79 | 17 | 10 | 7 | 479 | 428 |
| Dong-gu | S.T | 1,265 | 1,165 | 100 | 31 | 16 | 15 | 827 | 754 |
| | M | 570 | 527 | 43 | 13 | 7 | 6 | 370 | 338 |
| | F | 695 | 638 | 57 | 18 | 9 | 9 | 457 | 416 |
| Yeongdo-gu | S.T | 1,688 | 1,522 | 166 | 70 | 45 | 25 | 1,139 | 1,023 |
| | M | 784 | 715 | 69 | 28 | 20 | 8 | 527 | 482 |
| | F | 904 | 807 | 97 | 42 | 25 | 17 | 612 | 541 |
| Busanjin-gu | S.T | 3,782 | 3,554 | 228 | 52 | 29 | 23 | 2,441 | 2,299 |
| | M | 1,692 | 1,594 | 98 | 25 | 18 | 7 | 1,121 | 1,062 |
| | F | 2,090 | 1,960 | 130 | 27 | 11 | 16 | 1,320 | 1,237 |
| Dongnae-gu | S.T | 2,282 | 2,119 | 163 | 48 | 26 | 22 | 1,502 | 1,390 |
| | M | 1,109 | 1,025 | 84 | 29 | 18 | 11 | 731 | 672 |
| | F | 1,173 | 1,094 | 79 | 19 | 8 | 11 | 771 | 718 |
| Nam-gu | S.T | 2,827 | 2,618 | 209 | 66 | 46 | 20 | 1,871 | 1,726 |
| | M | 1,372 | 1,275 | 97 | 36 | 24 | 12 | 909 | 841 |
| | F | 1,455 | 1,343 | 112 | 30 | 22 | 8 | 962 | 885 |
| Buk-gu | S.T | 1,974 | 1,842 | 132 | 38 | 21 | 17 | 1,301 | 1,212 |
| | M | 951 | 899 | 52 | 18 | 12 | 6 | 634 | 597 |
| | F | 1,023 | 943 | 80 | 20 | 9 | 11 | 667 | 615 |
| Haeundae-gu | S.T | 3,093 | 2,872 | 221 | 57 | 35 | 22 | 1,958 | 1,815 |
| | M | 1,391 | 1,293 | 98 | 24 | 15 | 9 | 869 | 806 |
| | F | 1,702 | 1,579 | 123 | 33 | 20 | 13 | 1,089 | 1,009 |
| Saha-gu | S.T | 2,455 | 2,315 | 140 | 33 | 22 | 11 | 1,603 | 1,512 |
| | M | 1,185 | 1,130 | 55 | 15 | 13 | 2 | 778 | 742 |
| | F | 1,270 | 1,185 | 85 | 18 | 9 | 9 | 825 | 770 |
| Geumjeong-gu | S.T | 2,207 | 2,016 | 191 | 57 | 37 | 20 | 1,453 | 1,322 |
| | M | 1,079 | 979 | 100 | 34 | 25 | 9 | 731 | 660 |
| | F | 1,128 | 1,037 | 91 | 23 | 12 | 11 | 722 | 662 |
| Gangseo-gu | S.T | 542 | 511 | 31 | 7 | 5 | 2 | 353 | 331 |
| | M | 254 | 239 | 15 | 1 | 1 | - | 171 | 158 |
| | F | 288 | 272 | 16 | 6 | 4 | 2 | 182 | 173 |
| Yeonje-gu | S.T | 1,911 | 1,754 | 157 | 43 | 27 | 16 | 1,280 | 1,171 |
| | M | 972 | 889 | 83 | 28 | 17 | 11 | 638 | 580 |
| | F | 939 | 865 | 74 | 15 | 10 | 5 | 642 | 591 |
| Suyeong-gu | S.T | 1,766 | 1,638 | 128 | 26 | 16 | 10 | 1,148 | 1,063 |
| | M | 869 | 805 | 64 | 16 | 9 | 7 | 553 | 511 |
| | F | 897 | 833 | 64 | 10 | 7 | 3 | 595 | 552 |
| Sasang-gu | S.T | 1,799 | 1,710 | 89 | 15 | 10 | 5 | 1,170 | 1,112 |
| | M | 912 | 872 | 40 | 8 | 6 | 2 | 615 | 589 |
| | F | 887 | 838 | 49 | 7 | 4 | 3 | 555 | 523 |

aX X (List of Key English Terminology)

XXX (Total)X (No specific findings)X

XXX (Impairment of cognitive functions)

(Requires additional secondary diagnosis)

Screening by District and Gender (Cognitive Dysfunctions) <Cont'd>

XX a
(Unit : Person)

| oh XAge 70) | | | | ol XAge 74) | | | | | |
|-------------|----|-------------------------|----|-------------|----------------------|----|----|-------------------------|----|
| α "Xμ 'μa | j | `2nd confirmative testa | | i | `1st screening testa | | j | `2nd confirmative testa | |
| j | | | | | | j | | | |
| 37 | 4 | 3 | 1 | 220 | 203 | 17 | 5 | 3 | 2 |
| 15 | 2 | 2 | - | 102 | 92 | 10 | 3 | 2 | 1 |
| 22 | 2 | 1 | 1 | 118 | 111 | 7 | 2 | 1 | 1 |
| 95 | 24 | 15 | 9 | 504 | 460 | 44 | 8 | 6 | 2 |
| 44 | 10 | 7 | 3 | 226 | 210 | 16 | 5 | 4 | 1 |
| 51 | 14 | 8 | 6 | 278 | 250 | 28 | 3 | 2 | 1 |
| 73 | 22 | 13 | 9 | 438 | 411 | 27 | 9 | 3 | 6 |
| 32 | 12 | 7 | 5 | 200 | 189 | 11 | 1 | - | 1 |
| 41 | 10 | 6 | 4 | 238 | 222 | 16 | 8 | 3 | 5 |
| 116 | 50 | 33 | 17 | 549 | 499 | 50 | 20 | 12 | 8 |
| 45 | 18 | 13 | 5 | 257 | 233 | 24 | 10 | 7 | 3 |
| 71 | 32 | 20 | 12 | 292 | 266 | 26 | 10 | 5 | 5 |
| 142 | 30 | 16 | 14 | 1,341 | 1,255 | 86 | 22 | 13 | 9 |
| 59 | 12 | 9 | 3 | 571 | 532 | 39 | 13 | 9 | 4 |
| 83 | 18 | 7 | 11 | 770 | 723 | 47 | 9 | 4 | 5 |
| 112 | 34 | 17 | 17 | 780 | 729 | 51 | 14 | 9 | 5 |
| 59 | 19 | 11 | 8 | 378 | 353 | 25 | 10 | 7 | 3 |
| 53 | 15 | 6 | 9 | 402 | 376 | 26 | 4 | 2 | 2 |
| 145 | 48 | 32 | 16 | 956 | 892 | 64 | 18 | 14 | 4 |
| 68 | 25 | 15 | 10 | 463 | 434 | 29 | 11 | 9 | 2 |
| 77 | 23 | 17 | 6 | 493 | 458 | 35 | 7 | 5 | 2 |
| 89 | 27 | 13 | 14 | 673 | 630 | 43 | 11 | 8 | 3 |
| 37 | 13 | 8 | 5 | 317 | 302 | 15 | 5 | 4 | 1 |
| 52 | 14 | 5 | 9 | 356 | 328 | 28 | 6 | 4 | 2 |
| 143 | 38 | 26 | 12 | 1,135 | 1,057 | 78 | 19 | 9 | 10 |
| 63 | 15 | 9 | 6 | 522 | 487 | 35 | 9 | 6 | 3 |
| 80 | 23 | 17 | 6 | 613 | 570 | 43 | 10 | 3 | 7 |
| 91 | 24 | 20 | 4 | 852 | 803 | 49 | 9 | 2 | 7 |
| 36 | 11 | 11 | - | 407 | 388 | 19 | 4 | 2 | 2 |
| 55 | 13 | 9 | 4 | 445 | 415 | 30 | 5 | - | 5 |
| 131 | 43 | 29 | 14 | 754 | 694 | 60 | 14 | 8 | 6 |
| 71 | 26 | 18 | 8 | 348 | 319 | 29 | 8 | 7 | 1 |
| 60 | 17 | 11 | 6 | 406 | 375 | 31 | 6 | 1 | 5 |
| 22 | 6 | 4 | 2 | 189 | 180 | 9 | 1 | 1 | - |
| 13 | 1 | 1 | - | 83 | 81 | 2 | - | - | - |
| 9 | 5 | 3 | 2 | 106 | 99 | 7 | 1 | 1 | - |
| 109 | 34 | 22 | 12 | 631 | 583 | 48 | 9 | 5 | 4 |
| 58 | 22 | 14 | 8 | 334 | 309 | 25 | 6 | 3 | 3 |
| 51 | 12 | 8 | 4 | 297 | 274 | 23 | 3 | 2 | 1 |
| 85 | 20 | 11 | 9 | 618 | 575 | 43 | 6 | 5 | 1 |
| 42 | 12 | 5 | 7 | 316 | 294 | 22 | 4 | 4 | - |
| 43 | 8 | 6 | 2 | 302 | 281 | 21 | 2 | 1 | 1 |
| 58 | 9 | 8 | 1 | 629 | 598 | 31 | 6 | 2 | 4 |
| 26 | 4 | 4 | - | 297 | 283 | 14 | 4 | 2 | 2 |
| 32 | 5 | 4 | 1 | 332 | 315 | 17 | 2 | - | 2 |

Note) Based on Resident Registration Address

| Division | | XTotala | | | | | | | |
|--------------|-----|-----------------------|--------|-------|--------------------------|-----|-----|----------------------|-------------------------|
| | | i 1st screening testa | | | j 2nd confirmative testa | | | i 1st screening test | j 2nd confirmative test |
| | | | | j | | | | | |
| Gijang-gun | S.T | 871 | 768 | 103 | 13 | 9 | 4 | 539 | 479 |
| | M | 383 | 345 | 38 | 6 | 4 | 2 | 245 | 224 |
| | F | 488 | 423 | 65 | 7 | 5 | 2 | 294 | 255 |
| Daegu | S.T | 19,595 | 18,212 | 1,383 | 278 | 152 | 126 | 12,627 | 11,785 |
| | M | 8,885 | 8,333 | 552 | 136 | 83 | 53 | 5,732 | 5,416 |
| | F | 10,710 | 9,879 | 831 | 142 | 69 | 73 | 6,895 | 6,369 |
| Jung-gu | S.T | 896 | 834 | 62 | 10 | 6 | 4 | 577 | 534 |
| | M | 404 | 385 | 19 | 4 | 4 | - | 265 | 251 |
| | F | 492 | 449 | 43 | 6 | 2 | 4 | 312 | 283 |
| Dong-gu | S.T | 3,313 | 3,053 | 260 | 44 | 17 | 27 | 2,126 | 1,974 |
| | M | 1,468 | 1,362 | 106 | 23 | 11 | 12 | 946 | 896 |
| | F | 1,845 | 1,691 | 154 | 21 | 6 | 15 | 1,180 | 1,078 |
| Seo-gu | S.T | 2,069 | 1,946 | 123 | 15 | 12 | 3 | 1,406 | 1,334 |
| | M | 944 | 888 | 56 | 8 | 7 | 1 | 635 | 609 |
| | F | 1,125 | 1,058 | 67 | 7 | 5 | 2 | 771 | 725 |
| Nam-gu | S.T | 1,704 | 1,623 | 81 | 10 | 8 | 2 | 1,117 | 1,067 |
| | M | 792 | 757 | 35 | 4 | 3 | 1 | 516 | 494 |
| | F | 912 | 866 | 46 | 6 | 5 | 1 | 601 | 573 |
| Buk-gu | S.T | 3,223 | 3,016 | 207 | 42 | 13 | 29 | 2,054 | 1,924 |
| | M | 1,508 | 1,422 | 86 | 20 | 8 | 12 | 982 | 925 |
| | F | 1,715 | 1,594 | 121 | 22 | 5 | 17 | 1,072 | 999 |
| Suseong-gu | S.T | 3,371 | 3,108 | 263 | 71 | 36 | 35 | 2,142 | 1,972 |
| | M | 1,546 | 1,449 | 97 | 31 | 16 | 15 | 993 | 931 |
| | F | 1,825 | 1,659 | 166 | 40 | 20 | 20 | 1,149 | 1,041 |
| Dalseo-gu | S.T | 3,637 | 3,414 | 223 | 46 | 24 | 22 | 2,374 | 2,235 |
| | M | 1,649 | 1,559 | 90 | 28 | 18 | 10 | 1,043 | 991 |
| | F | 1,988 | 1,855 | 133 | 18 | 6 | 12 | 1,331 | 1,244 |
| Dalseong-gun | S.T | 1,382 | 1,218 | 164 | 40 | 36 | 4 | 831 | 745 |
| | M | 574 | 511 | 63 | 18 | 16 | 2 | 352 | 319 |
| | F | 808 | 707 | 101 | 22 | 20 | 2 | 479 | 426 |
| Incheon | S.T | 17,478 | 15,513 | 1,965 | 366 | 202 | 164 | 11,123 | 9,931 |
| | M | 7,946 | 7,157 | 789 | 159 | 95 | 64 | 5,109 | 4,635 |
| | F | 9,532 | 8,356 | 1,176 | 207 | 107 | 100 | 6,014 | 5,296 |
| Jung-gu | S.T | 749 | 672 | 77 | 16 | 8 | 8 | 490 | 446 |
| | M | 334 | 307 | 27 | 6 | 3 | 3 | 225 | 208 |
| | F | 415 | 365 | 50 | 10 | 5 | 5 | 265 | 238 |
| Dong-gu | S.T | 728 | 650 | 78 | 8 | 2 | 6 | 473 | 419 |
| | M | 321 | 288 | 33 | 5 | - | 5 | 211 | 192 |
| | F | 407 | 362 | 45 | 3 | 2 | 1 | 262 | 227 |
| Nam-gu | S.T | 3,395 | 3,024 | 371 | 65 | 37 | 28 | 2,181 | 1,962 |
| | M | 1,617 | 1,453 | 164 | 33 | 22 | 11 | 1,036 | 939 |
| | F | 1,778 | 1,571 | 207 | 32 | 15 | 17 | 1,145 | 1,023 |
| Yeonsu-gu | S.T | 1,343 | 1,192 | 151 | 28 | 18 | 10 | 825 | 730 |
| | M | 599 | 540 | 59 | 15 | 8 | 7 | 369 | 335 |
| | F | 744 | 652 | 92 | 13 | 10 | 3 | 456 | 395 |

aX X
X X X X (List of Key English Terminology)
XXX X (Total)X (No specific findings)X (Requires additional secondary diagnosis)
XXX X (Impairment of cognitive functions)

Screening by District and Gender (Cognitive Dysfunctions) <Cont'd>

XX a
(Unit : Person)

| oh XAge 70) | | | | ol XAge 74) | | | | | |
|--------------|------------|-------------------------|-----------|--------------|----------------------|------------|------------|-------------------------|-----------|
| α "Xj 'µa | j | `2nd confirmative testa | | i | `1st screening testa | | j | `2nd confirmative testa | |
| j | | | | | | j | | | |
| 60 | 8 | 5 | 3 | 332 | 289 | 43 | 5 | 4 | 1 |
| 21 | 2 | 1 | 1 | 138 | 121 | 17 | 4 | 3 | 1 |
| 39 | 6 | 4 | 2 | 194 | 168 | 26 | 1 | 1 | - |
| 842 | 177 | 97 | 80 | 6,968 | 6,427 | 541 | 101 | 55 | 46 |
| 316 | 77 | 49 | 28 | 3,153 | 2,917 | 236 | 59 | 34 | 25 |
| 526 | 100 | 48 | 52 | 3,815 | 3,510 | 305 | 42 | 21 | 21 |
| 43 | 9 | 5 | 4 | 319 | 300 | 19 | 1 | 1 | - |
| 14 | 3 | 3 | - | 139 | 134 | 5 | 1 | 1 | - |
| 29 | 6 | 2 | 4 | 180 | 166 | 14 | - | - | - |
| 152 | 25 | 8 | 17 | 1,187 | 1,079 | 108 | 19 | 9 | 10 |
| 50 | 9 | 3 | 6 | 522 | 466 | 56 | 14 | 8 | 6 |
| 102 | 16 | 5 | 11 | 665 | 613 | 52 | 5 | 1 | 4 |
| 72 | 9 | 8 | 1 | 663 | 612 | 51 | 6 | 4 | 2 |
| 26 | 4 | 4 | - | 309 | 279 | 30 | 4 | 3 | 1 |
| 46 | 5 | 4 | 1 | 354 | 333 | 21 | 2 | 1 | 1 |
| 50 | 7 | 5 | 2 | 587 | 556 | 31 | 3 | 3 | - |
| 22 | 3 | 2 | 1 | 276 | 263 | 13 | 1 | 1 | - |
| 28 | 4 | 3 | 1 | 311 | 293 | 18 | 2 | 2 | - |
| 130 | 27 | 8 | 19 | 1,169 | 1,092 | 77 | 15 | 5 | 10 |
| 57 | 13 | 5 | 8 | 526 | 497 | 29 | 7 | 3 | 4 |
| 73 | 14 | 3 | 11 | 643 | 595 | 48 | 8 | 2 | 6 |
| 170 | 49 | 27 | 22 | 1,229 | 1,136 | 93 | 22 | 9 | 13 |
| 62 | 20 | 11 | 9 | 553 | 518 | 35 | 11 | 5 | 6 |
| 108 | 29 | 16 | 13 | 676 | 618 | 58 | 11 | 4 | 7 |
| 139 | 32 | 18 | 14 | 1,263 | 1,179 | 84 | 14 | 6 | 8 |
| 52 | 17 | 13 | 4 | 606 | 568 | 38 | 11 | 5 | 6 |
| 87 | 15 | 5 | 10 | 657 | 611 | 46 | 3 | 1 | 2 |
| 86 | 19 | 18 | 1 | 551 | 473 | 78 | 21 | 18 | 3 |
| 33 | 8 | 8 | - | 222 | 192 | 30 | 10 | 8 | 2 |
| 53 | 11 | 10 | 1 | 329 | 281 | 48 | 11 | 10 | 1 |
| 1,192 | 220 | 121 | 99 | 6,355 | 5,582 | 773 | 146 | 81 | 65 |
| 474 | 99 | 53 | 46 | 2,837 | 2,522 | 315 | 60 | 42 | 18 |
| 718 | 121 | 68 | 53 | 3,518 | 3,060 | 458 | 86 | 39 | 47 |
| 44 | 7 | 3 | 4 | 259 | 226 | 33 | 9 | 5 | 4 |
| 17 | 3 | 1 | 2 | 109 | 99 | 10 | 3 | 2 | 1 |
| 27 | 4 | 2 | 2 | 150 | 127 | 23 | 6 | 3 | 3 |
| 54 | 4 | 2 | 2 | 255 | 231 | 24 | 4 | - | 4 |
| 19 | 2 | - | 2 | 110 | 96 | 14 | 3 | - | 3 |
| 35 | 2 | 2 | - | 145 | 135 | 10 | 1 | - | 1 |
| 219 | 34 | 17 | 17 | 1,214 | 1,062 | 152 | 31 | 20 | 11 |
| 97 | 17 | 8 | 9 | 581 | 514 | 67 | 16 | 14 | 2 |
| 122 | 17 | 9 | 8 | 633 | 548 | 85 | 15 | 6 | 9 |
| 95 | 16 | 9 | 7 | 518 | 462 | 56 | 12 | 9 | 3 |
| 34 | 8 | 3 | 5 | 230 | 205 | 25 | 7 | 5 | 2 |
| 61 | 8 | 6 | 2 | 288 | 257 | 31 | 5 | 4 | 1 |

Note) Based on Resident Registration Address

| Division | | XTotala | | | | | | i j | |
|-------------|-----|---------------------|-------|-------|------------------------|-----|-----|-------|-------|
| | | 1st screening testa | | | 2nd confirmative testa | | | | |
| | | i | j | | | | | | |
| Namdong-gu | S.T | 2,674 | 2,402 | 272 | 41 | 27 | 14 | 1,748 | 1,588 |
| | M | 1,216 | 1,103 | 113 | 26 | 19 | 7 | 802 | 735 |
| | F | 1,458 | 1,299 | 159 | 15 | 8 | 7 | 946 | 853 |
| Bupyeong-gu | S.T | 3,304 | 2,889 | 415 | 100 | 48 | 52 | 2,120 | 1,859 |
| | M | 1,448 | 1,280 | 168 | 41 | 23 | 18 | 941 | 840 |
| | F | 1,856 | 1,609 | 247 | 59 | 25 | 34 | 1,179 | 1,019 |
| Gyeyang-gu | S.T | 1,603 | 1,423 | 180 | 41 | 18 | 23 | 1,019 | 916 |
| | M | 690 | 629 | 61 | 10 | 5 | 5 | 451 | 409 |
| | F | 913 | 794 | 119 | 31 | 13 | 18 | 568 | 507 |
| Seo-gu | S.T | 2,180 | 1,973 | 207 | 60 | 40 | 20 | 1,407 | 1,279 |
| | M | 1,010 | 926 | 84 | 19 | 13 | 6 | 680 | 630 |
| | F | 1,170 | 1,047 | 123 | 41 | 27 | 14 | 727 | 649 |
| Ganghwa-gun | S.T | 1,234 | 1,106 | 128 | 6 | 4 | 2 | 692 | 614 |
| | M | 594 | 543 | 51 | 3 | 2 | 1 | 323 | 293 |
| | F | 640 | 563 | 77 | 3 | 2 | 1 | 369 | 321 |
| Ongjin-gun | S.T | 268 | 182 | 86 | 1 | - | 1 | 168 | 118 |
| | M | 117 | 88 | 29 | 1 | - | 1 | 71 | 54 |
| | F | 151 | 94 | 57 | - | - | - | 97 | 64 |
| Gwangju | S.T | 10,834 | 9,971 | 863 | 144 | 101 | 43 | 7,065 | 6,576 |
| | M | 5,111 | 4,736 | 375 | 81 | 58 | 23 | 3,353 | 3,159 |
| | F | 5,723 | 5,235 | 488 | 63 | 43 | 20 | 3,712 | 3,417 |
| Dong-gu | S.T | 1,314 | 1,207 | 107 | 15 | 9 | 6 | 859 | 803 |
| | M | 640 | 595 | 45 | 7 | 4 | 3 | 417 | 396 |
| | F | 674 | 612 | 62 | 8 | 5 | 3 | 442 | 407 |
| Seo-gu | S.T | 2,228 | 1,987 | 241 | 41 | 33 | 8 | 1,444 | 1,317 |
| | M | 1,024 | 919 | 105 | 18 | 16 | 2 | 661 | 616 |
| | F | 1,204 | 1,068 | 136 | 23 | 17 | 6 | 783 | 701 |
| Nam-gu | S.T | 2,047 | 1,858 | 189 | 45 | 29 | 16 | 1,323 | 1,215 |
| | M | 969 | 884 | 85 | 28 | 19 | 9 | 624 | 583 |
| | F | 1,078 | 974 | 104 | 17 | 10 | 7 | 699 | 632 |
| Buk-gu | S.T | 3,305 | 3,116 | 189 | 29 | 21 | 8 | 2,159 | 2,038 |
| | M | 1,621 | 1,534 | 87 | 18 | 13 | 5 | 1,081 | 1,028 |
| | F | 1,684 | 1,582 | 102 | 11 | 8 | 3 | 1,078 | 1,010 |
| Gwangsan-gu | S.T | 1,940 | 1,803 | 137 | 14 | 9 | 5 | 1,280 | 1,203 |
| | M | 857 | 804 | 53 | 10 | 6 | 4 | 570 | 536 |
| | F | 1,083 | 999 | 84 | 4 | 3 | 1 | 710 | 667 |
| Daejeon | S.T | 10,790 | 9,363 | 1,427 | 298 | 173 | 125 | 6,975 | 6,075 |
| | M | 4,977 | 4,387 | 590 | 146 | 86 | 60 | 3,223 | 2,836 |
| | F | 5,813 | 4,976 | 837 | 152 | 87 | 65 | 3,752 | 3,239 |
| Dong-gu | S.T | 2,333 | 2,043 | 290 | 64 | 34 | 30 | 1,553 | 1,362 |
| | M | 1,090 | 967 | 123 | 30 | 17 | 13 | 714 | 631 |
| | F | 1,243 | 1,076 | 167 | 34 | 17 | 17 | 839 | 731 |

aX X X X X (List of Key English Terminology)
 XXXX (Total)X (No specific findings)
 XXXX (Impairment of cognitive functions)

(Requires additional secondary diagnosis)

Screening by District and Gender (Cognitive Dysfunctions) <Cont'd>

XX a
(Unit : Person)

| oh XAge 70) | | | | ol XAge 74) | | | | | |
|-------------|------------|------------------------|-----------|--------------|---------------------|------------|------------|------------------------|-----------|
| α " Xi ' μa | j | 2nd confirmative testa | | i | 1st screening testa | | j | 2nd confirmative testa | |
| j | | | | | | j | | | |
| 160 | 28 | 20 | 8 | 926 | 814 | 112 | 13 | 7 | 6 |
| 67 | 20 | 15 | 5 | 414 | 368 | 46 | 6 | 4 | 2 |
| 93 | 8 | 5 | 3 | 512 | 446 | 66 | 7 | 3 | 4 |
| 261 | 65 | 31 | 34 | 1,184 | 1,030 | 154 | 35 | 17 | 18 |
| 101 | 26 | 14 | 12 | 507 | 440 | 67 | 15 | 9 | 6 |
| 160 | 39 | 17 | 22 | 677 | 590 | 87 | 20 | 8 | 12 |
| 103 | 22 | 10 | 12 | 584 | 507 | 77 | 19 | 8 | 11 |
| 42 | 8 | 4 | 4 | 239 | 220 | 19 | 2 | 1 | 1 |
| 61 | 14 | 6 | 8 | 345 | 287 | 58 | 17 | 7 | 10 |
| 128 | 37 | 25 | 12 | 773 | 694 | 79 | 23 | 15 | 8 |
| 50 | 11 | 6 | 5 | 330 | 296 | 34 | 8 | 7 | 1 |
| 78 | 26 | 19 | 7 | 443 | 398 | 45 | 15 | 8 | 7 |
| 78 | 6 | 4 | 2 | 542 | 492 | 50 | — | — | — |
| 30 | 3 | 2 | 1 | 271 | 250 | 21 | — | — | — |
| 48 | 3 | 2 | 1 | 271 | 242 | 29 | — | — | — |
| 50 | 1 | — | 1 | 100 | 64 | 36 | — | — | — |
| 17 | 1 | — | 1 | 46 | 34 | 12 | — | — | — |
| 33 | — | — | — | 54 | 30 | 24 | — | — | — |
| 489 | 87 | 64 | 23 | 3,769 | 3,395 | 374 | 57 | 37 | 20 |
| 194 | 44 | 32 | 12 | 1,758 | 1,577 | 181 | 37 | 26 | 11 |
| 295 | 43 | 32 | 11 | 2,011 | 1,818 | 193 | 20 | 11 | 9 |
| 56 | 11 | 7 | 4 | 455 | 404 | 51 | 4 | 2 | 2 |
| 21 | 4 | 2 | 2 | 223 | 199 | 24 | 3 | 2 | 1 |
| 35 | 7 | 5 | 2 | 232 | 205 | 27 | 1 | — | 1 |
| 127 | 25 | 20 | 5 | 784 | 670 | 114 | 16 | 13 | 3 |
| 45 | 11 | 10 | 1 | 363 | 303 | 60 | 7 | 6 | 1 |
| 82 | 14 | 10 | 4 | 421 | 367 | 54 | 9 | 7 | 2 |
| 108 | 23 | 15 | 8 | 724 | 643 | 81 | 22 | 14 | 8 |
| 41 | 13 | 8 | 5 | 345 | 301 | 44 | 15 | 11 | 4 |
| 67 | 10 | 7 | 3 | 379 | 342 | 37 | 7 | 3 | 4 |
| 121 | 18 | 16 | 2 | 1,146 | 1,078 | 68 | 11 | 5 | 6 |
| 53 | 10 | 9 | 1 | 540 | 506 | 34 | 8 | 4 | 4 |
| 68 | 8 | 7 | 1 | 606 | 572 | 34 | 3 | 1 | 2 |
| 77 | 10 | 6 | 4 | 660 | 600 | 60 | 4 | 3 | 1 |
| 34 | 6 | 3 | 3 | 287 | 268 | 19 | 4 | 3 | 1 |
| 43 | 4 | 3 | 1 | 373 | 332 | 41 | — | — | — |
| 900 | 191 | 119 | 72 | 3,815 | 3,288 | 527 | 107 | 54 | 53 |
| 387 | 92 | 60 | 32 | 1,754 | 1,551 | 203 | 54 | 26 | 28 |
| 513 | 99 | 59 | 40 | 2,061 | 1,737 | 324 | 53 | 28 | 25 |
| 191 | 46 | 25 | 21 | 780 | 681 | 99 | 18 | 9 | 9 |
| 83 | 22 | 13 | 9 | 376 | 336 | 40 | 8 | 4 | 4 |
| 108 | 24 | 12 | 12 | 404 | 345 | 59 | 10 | 5 | 5 |

Note) Based on Resident Registration Address

제 I -13 표
Table I -13

Ü Ü
Results of Mental Examinations in General Health

| Division | | XTotala | | | | | | | |
|-------------------------|-----|-----------------------|--------|-------|--------------------------|-------|-------|-------------|--------|
| | | i`1st screening testa | | | j`2nd confirmative testa | | | i`i`µXµ³ ` | |
| | | | | j | | | | | |
| Jung-gu | S.T | 2,518 | 2,160 | 358 | 77 | 45 | 32 | 1,617 | 1,392 |
| | M | 1,145 | 1,008 | 137 | 36 | 21 | 15 | 733 | 640 |
| | F | 1,373 | 1,152 | 221 | 41 | 24 | 17 | 884 | 752 |
| Seo-gu | S.T | 3,080 | 2,638 | 442 | 93 | 53 | 40 | 1,971 | 1,709 |
| | M | 1,417 | 1,219 | 198 | 52 | 28 | 24 | 917 | 796 |
| | F | 1,663 | 1,419 | 244 | 41 | 25 | 16 | 1,054 | 913 |
| Yuseong-gu | S.T | 1,399 | 1,238 | 161 | 38 | 25 | 13 | 873 | 776 |
| | M | 629 | 565 | 64 | 16 | 12 | 4 | 406 | 365 |
| | F | 770 | 673 | 97 | 22 | 13 | 9 | 467 | 411 |
| Daedeok-gu | S.T | 1,460 | 1,284 | 176 | 26 | 16 | 10 | 961 | 836 |
| | M | 696 | 628 | 68 | 12 | 8 | 4 | 453 | 404 |
| | F | 764 | 656 | 108 | 14 | 8 | 6 | 508 | 432 |
| Ulsan | S.T | 5,306 | 4,892 | 414 | 32 | 14 | 18 | 3,561 | 3,297 |
| | M | 2,501 | 2,329 | 172 | 19 | 12 | 7 | 1,711 | 1,592 |
| | F | 2,805 | 2,563 | 242 | 13 | 2 | 11 | 1,850 | 1,705 |
| Jung-gu | S.T | 1,334 | 1,242 | 92 | 9 | 4 | 5 | 923 | 859 |
| | M | 634 | 599 | 35 | 5 | 3 | 2 | 442 | 416 |
| | F | 700 | 643 | 57 | 4 | 1 | 3 | 481 | 443 |
| Nam-gu | S.T | 1,411 | 1,314 | 97 | 8 | 4 | 4 | 955 | 895 |
| | M | 700 | 656 | 44 | 5 | 4 | 1 | 482 | 452 |
| | F | 711 | 658 | 53 | 3 | - | 3 | 473 | 443 |
| Dong-gu | S.T | 553 | 491 | 62 | - | - | - | 385 | 343 |
| | M | 274 | 245 | 29 | - | - | - | 197 | 177 |
| | F | 279 | 246 | 33 | - | - | - | 188 | 166 |
| Buk-gu | S.T | 637 | 585 | 52 | 3 | 1 | 2 | 427 | 394 |
| | M | 298 | 270 | 28 | 3 | 1 | 2 | 209 | 189 |
| | F | 339 | 315 | 24 | - | - | - | 218 | 205 |
| Ulju-gun | S.T | 1,371 | 1,260 | 111 | 12 | 5 | 7 | 871 | 806 |
| | M | 595 | 559 | 36 | 6 | 4 | 2 | 381 | 358 |
| | F | 776 | 701 | 75 | 6 | 1 | 5 | 490 | 448 |
| Sejong | S.T | 1,236 | 1,055 | 181 | 13 | 2 | 11 | 764 | 662 |
| | M | 560 | 475 | 85 | 8 | 1 | 7 | 344 | 297 |
| | F | 676 | 580 | 96 | 5 | 1 | 4 | 420 | 365 |
| Gyeonggi | S.T | 74,538 | 65,920 | 8,618 | 2,139 | 1,099 | 1,040 | 47,187 | 41,959 |
| | M | 33,877 | 30,320 | 3,557 | 936 | 543 | 393 | 21,652 | 19,487 |
| | F | 40,661 | 35,600 | 5,061 | 1,203 | 556 | 647 | 25,535 | 22,472 |
| Suwon-si Jangan-gu | S.T | 1,534 | 1,320 | 214 | 52 | 29 | 23 | 986 | 854 |
| | M | 692 | 602 | 90 | 28 | 17 | 11 | 449 | 398 |
| | F | 842 | 718 | 124 | 24 | 12 | 12 | 537 | 456 |
| Suwon-si Gwonseon-gu | S.T | 1,389 | 1,217 | 172 | 37 | 16 | 21 | 878 | 784 |
| | M | 641 | 568 | 73 | 15 | 9 | 6 | 432 | 386 |
| | F | 748 | 649 | 99 | 22 | 7 | 15 | 446 | 398 |

aX X X X (List of Key English Terminology)
X X X X (Total)X (No specific findings)X (Requires additional secondary diagnosis)
X X X X (Impairment of cognitive functions)

Screening by District and Gender (Cognitive Dysfunctions) <Cont'd>

XX a
(Unit : Person)

| oh XAge 70) | | | | ol XAge 74) | | | | | |
|--------------|--------------|-------------------------|------------|---------------|----------------------|--------------|------------|-------------------------|------------|
| α "Xl 'µa | j | `2nd confirmative testa | | i | `1st screening testa | | j | `2nd confirmative testa | |
| j | | | | | | j | | | |
| 225 | 47 | 31 | 16 | 901 | 768 | 133 | 30 | 14 | 16 |
| 93 | 21 | 14 | 7 | 412 | 368 | 44 | 15 | 7 | 8 |
| 132 | 26 | 17 | 9 | 489 | 400 | 89 | 15 | 7 | 8 |
| 262 | 57 | 35 | 22 | 1,109 | 929 | 180 | 36 | 18 | 18 |
| 121 | 32 | 20 | 12 | 500 | 423 | 77 | 20 | 8 | 12 |
| 141 | 25 | 15 | 10 | 609 | 506 | 103 | 16 | 10 | 6 |
| 97 | 24 | 17 | 7 | 526 | 462 | 64 | 14 | 8 | 6 |
| 41 | 10 | 8 | 2 | 223 | 200 | 23 | 6 | 4 | 2 |
| 56 | 14 | 9 | 5 | 303 | 262 | 41 | 8 | 4 | 4 |
| 125 | 17 | 11 | 6 | 499 | 448 | 51 | 9 | 5 | 4 |
| 49 | 7 | 5 | 2 | 243 | 224 | 19 | 5 | 3 | 2 |
| 76 | 10 | 6 | 4 | 256 | 224 | 32 | 4 | 2 | 2 |
| 264 | 24 | 13 | 11 | 1,745 | 1,595 | 150 | 8 | 1 | 7 |
| 119 | 15 | 11 | 4 | 790 | 737 | 53 | 4 | 1 | 3 |
| 145 | 9 | 2 | 7 | 955 | 858 | 97 | 4 | - | 4 |
| 64 | 7 | 4 | 3 | 411 | 383 | 28 | 2 | - | 2 |
| 26 | 5 | 3 | 2 | 192 | 183 | 9 | - | - | - |
| 38 | 2 | 1 | 1 | 219 | 200 | 19 | 2 | - | 2 |
| 60 | 7 | 4 | 3 | 456 | 419 | 37 | 1 | - | 1 |
| 30 | 4 | 4 | - | 218 | 204 | 14 | 1 | - | 1 |
| 30 | 3 | - | 3 | 238 | 215 | 23 | - | - | - |
| 42 | - | - | - | 168 | 148 | 20 | - | - | - |
| 20 | - | - | - | 77 | 68 | 9 | - | - | - |
| 22 | - | - | - | 91 | 80 | 11 | - | - | - |
| 33 | 2 | 1 | 1 | 210 | 191 | 19 | 1 | - | 1 |
| 20 | 2 | 1 | 1 | 89 | 81 | 8 | 1 | - | 1 |
| 13 | - | - | - | 121 | 110 | 11 | - | - | - |
| 65 | 8 | 4 | 4 | 500 | 454 | 46 | 4 | 1 | 3 |
| 23 | 4 | 3 | 1 | 214 | 201 | 13 | 2 | 1 | 1 |
| 42 | 4 | 1 | 3 | 286 | 253 | 33 | 2 | - | 2 |
| 102 | 10 | 2 | 8 | 472 | 393 | 79 | 3 | - | 3 |
| 47 | 6 | 1 | 5 | 216 | 178 | 38 | 2 | - | 2 |
| 55 | 4 | 1 | 3 | 256 | 215 | 41 | 1 | - | 1 |
| 5,228 | 1,343 | 701 | 642 | 27,351 | 23,961 | 3,390 | 796 | 398 | 398 |
| 2,165 | 567 | 324 | 243 | 12,225 | 10,833 | 1,392 | 369 | 219 | 150 |
| 3,063 | 776 | 377 | 399 | 15,126 | 13,128 | 1,998 | 427 | 179 | 248 |
| 132 | 33 | 19 | 14 | 548 | 466 | 82 | 19 | 10 | 9 |
| 51 | 16 | 10 | 6 | 243 | 204 | 39 | 12 | 7 | 5 |
| 81 | 17 | 9 | 8 | 305 | 262 | 43 | 7 | 3 | 4 |
| 94 | 23 | 12 | 11 | 511 | 433 | 78 | 14 | 4 | 10 |
| 46 | 9 | 6 | 3 | 209 | 182 | 27 | 6 | 3 | 3 |
| 48 | 14 | 6 | 8 | 302 | 251 | 51 | 8 | 1 | 7 |

Note) Based on Resident Registration Address

제 I -13 표

Table I -13

Ü Ü

Results of Mental Examinations in General Health

| Division | | XTotala | | | | | | i 'µX ²³ ' - | |
|---------------------------|-----|---------------------|-------|-----|------------------------|----|----|---------------|-------|
| | | 1st screening testa | | | 2nd confirmative testa | | | | |
| | | i | | j | | | | | |
| Suwon-si Paldal-gu | S.T | 1,298 | 1,140 | 158 | 41 | 20 | 21 | 856 | 761 |
| | M | 595 | 539 | 56 | 11 | 4 | 7 | 396 | 361 |
| | F | 703 | 601 | 102 | 30 | 16 | 14 | 460 | 400 |
| Suwon-si Yeongtong-gu | S.T | 854 | 745 | 109 | 30 | 12 | 18 | 553 | 483 |
| | M | 353 | 302 | 51 | 12 | 6 | 6 | 230 | 195 |
| | F | 501 | 443 | 58 | 18 | 6 | 12 | 323 | 288 |
| Seongnam-si Sujeong-gu | S.T | 1,702 | 1,557 | 145 | 53 | 24 | 29 | 1,136 | 1,037 |
| | M | 830 | 761 | 69 | 24 | 13 | 11 | 548 | 500 |
| | F | 872 | 796 | 76 | 29 | 11 | 18 | 588 | 537 |
| Seongnam-si Jungwon-gu | S.T | 1,673 | 1,479 | 194 | 74 | 33 | 41 | 1,132 | 1,011 |
| | M | 773 | 687 | 86 | 37 | 21 | 16 | 529 | 471 |
| | F | 900 | 792 | 108 | 37 | 12 | 25 | 603 | 540 |
| Seongnam-si Bundang-gu | S.T | 2,599 | 2,200 | 399 | 166 | 93 | 73 | 1,655 | 1,411 |
| | M | 1,226 | 1,063 | 163 | 73 | 47 | 26 | 792 | 693 |
| | F | 1,373 | 1,137 | 236 | 93 | 46 | 47 | 863 | 718 |
| Uijeongbu-si | S.T | 3,169 | 2,841 | 328 | 82 | 34 | 48 | 2,025 | 1,829 |
| | M | 1,400 | 1,271 | 129 | 33 | 18 | 15 | 889 | 810 |
| | F | 1,769 | 1,570 | 199 | 49 | 16 | 33 | 1,136 | 1,019 |
| Anyang-si Manan-gu | S.T | 1,725 | 1,492 | 233 | 89 | 52 | 37 | 1,142 | 995 |
| | M | 796 | 711 | 85 | 37 | 25 | 12 | 536 | 482 |
| | F | 929 | 781 | 148 | 52 | 27 | 25 | 606 | 513 |
| Anyang-si Dongan-gu | S.T | 1,734 | 1,521 | 213 | 85 | 51 | 34 | 1,075 | 944 |
| | M | 767 | 690 | 77 | 37 | 27 | 10 | 501 | 452 |
| | F | 967 | 831 | 136 | 48 | 24 | 24 | 574 | 492 |
| Bucheon-si Wonmi-gu | S.T | 2,168 | 1,949 | 219 | 71 | 35 | 36 | 1,392 | 1,257 |
| | M | 965 | 890 | 75 | 27 | 15 | 12 | 645 | 592 |
| | F | 1,203 | 1,059 | 144 | 44 | 20 | 24 | 747 | 665 |
| Bucheon-si Sosa-gu | S.T | 1,387 | 1,276 | 111 | 25 | 10 | 15 | 898 | 829 |
| | M | 633 | 595 | 38 | 10 | 5 | 5 | 428 | 403 |
| | F | 754 | 681 | 73 | 15 | 5 | 10 | 470 | 426 |
| Bucheon-si Ojeong-gu | S.T | 1,108 | 986 | 122 | 31 | 16 | 15 | 714 | 642 |
| | M | 446 | 405 | 41 | 15 | 8 | 7 | 307 | 287 |
| | F | 662 | 581 | 81 | 16 | 8 | 8 | 407 | 355 |
| Gwangmyeong-si | S.T | 2,217 | 2,021 | 196 | 58 | 33 | 25 | 1,476 | 1,363 |
| | M | 989 | 917 | 72 | 25 | 15 | 10 | 664 | 628 |
| | F | 1,228 | 1,104 | 124 | 33 | 18 | 15 | 812 | 735 |
| Pyeongtaek-si | S.T | 2,867 | 2,649 | 218 | 23 | 8 | 15 | 1,754 | 1,621 |
| | M | 1,309 | 1,225 | 84 | 13 | 5 | 8 | 803 | 755 |
| | F | 1,558 | 1,424 | 134 | 10 | 3 | 7 | 951 | 866 |
| Dongducheon-si | S.T | 770 | 730 | 40 | 7 | 3 | 4 | 466 | 445 |
| | M | 319 | 306 | 13 | 1 | 1 | - | 186 | 179 |
| | F | 451 | 424 | 27 | 6 | 2 | 4 | 280 | 266 |

aX X X X (List of Key English Terminology)
 XXXX (Total)X (No specific findings)X
 XXXX (Impairment of cognitive functions)

(Requires additional secondary diagnosis)

Screening by District and Gender (Cognitive Dysfunctions) <Cont'd>

XX a
(Unit : Person)

| oh XAge 70) | | | | ol XAge 74) | | | | | |
|-------------------------|-----|----|----|----------------------|-------|-----|-------------------------|----|----|
| `2nd confirmative testa | | | | `1st screening testa | | | `2nd confirmative testa | | |
| j | | | | | | j | | | |
| 95 | 23 | 11 | 12 | 442 | 379 | 63 | 18 | 9 | 9 |
| 35 | 7 | 2 | 5 | 199 | 178 | 21 | 4 | 2 | 2 |
| 60 | 16 | 9 | 7 | 243 | 201 | 42 | 14 | 7 | 7 |
| 70 | 18 | 7 | 11 | 301 | 262 | 39 | 12 | 5 | 7 |
| 35 | 6 | 3 | 3 | 123 | 107 | 16 | 6 | 3 | 3 |
| 35 | 12 | 4 | 8 | 178 | 155 | 23 | 6 | 2 | 4 |
| 99 | 39 | 20 | 19 | 566 | 520 | 46 | 14 | 4 | 10 |
| 48 | 18 | 11 | 7 | 282 | 261 | 21 | 6 | 2 | 4 |
| 51 | 21 | 9 | 12 | 284 | 259 | 25 | 8 | 2 | 6 |
| 121 | 49 | 20 | 29 | 541 | 468 | 73 | 25 | 13 | 12 |
| 58 | 26 | 13 | 13 | 244 | 216 | 28 | 11 | 8 | 3 |
| 63 | 23 | 7 | 16 | 297 | 252 | 45 | 14 | 5 | 9 |
| 244 | 107 | 59 | 48 | 944 | 789 | 155 | 59 | 34 | 25 |
| 99 | 44 | 28 | 16 | 434 | 370 | 64 | 29 | 19 | 10 |
| 145 | 63 | 31 | 32 | 510 | 419 | 91 | 30 | 15 | 15 |
| 196 | 49 | 22 | 27 | 1,144 | 1,012 | 132 | 33 | 12 | 21 |
| 79 | 13 | 8 | 5 | 511 | 461 | 50 | 20 | 10 | 10 |
| 117 | 36 | 14 | 22 | 633 | 551 | 82 | 13 | 2 | 11 |
| 147 | 56 | 30 | 26 | 583 | 497 | 86 | 33 | 22 | 11 |
| 54 | 27 | 16 | 11 | 260 | 229 | 31 | 10 | 9 | 1 |
| 93 | 29 | 14 | 15 | 323 | 268 | 55 | 23 | 13 | 10 |
| 131 | 48 | 27 | 21 | 659 | 577 | 82 | 37 | 24 | 13 |
| 49 | 23 | 14 | 9 | 266 | 238 | 28 | 14 | 13 | 1 |
| 82 | 25 | 13 | 12 | 393 | 339 | 54 | 23 | 11 | 12 |
| 135 | 46 | 25 | 21 | 776 | 692 | 84 | 25 | 10 | 15 |
| 53 | 19 | 11 | 8 | 320 | 298 | 22 | 8 | 4 | 4 |
| 82 | 27 | 14 | 13 | 456 | 394 | 62 | 17 | 6 | 11 |
| 69 | 17 | 5 | 12 | 489 | 447 | 42 | 8 | 5 | 3 |
| 25 | 7 | 2 | 5 | 205 | 192 | 13 | 3 | 3 | - |
| 44 | 10 | 3 | 7 | 284 | 255 | 29 | 5 | 2 | 3 |
| 72 | 21 | 11 | 10 | 394 | 344 | 50 | 10 | 5 | 5 |
| 20 | 10 | 6 | 4 | 139 | 118 | 21 | 5 | 2 | 3 |
| 52 | 11 | 5 | 6 | 255 | 226 | 29 | 5 | 3 | 2 |
| 113 | 33 | 21 | 12 | 741 | 658 | 83 | 25 | 12 | 13 |
| 36 | 12 | 8 | 4 | 325 | 289 | 36 | 13 | 7 | 6 |
| 77 | 21 | 13 | 8 | 416 | 369 | 47 | 12 | 5 | 7 |
| 133 | 16 | 5 | 11 | 1,113 | 1,028 | 85 | 7 | 3 | 4 |
| 48 | 9 | 3 | 6 | 506 | 470 | 36 | 4 | 2 | 2 |
| 85 | 7 | 2 | 5 | 607 | 558 | 49 | 3 | 1 | 2 |
| 21 | 6 | 2 | 4 | 304 | 285 | 19 | 1 | 1 | - |
| 7 | 1 | 1 | - | 133 | 127 | 6 | - | - | - |
| 14 | 5 | 1 | 4 | 171 | 158 | 13 | 1 | 1 | - |

Note) Based on Resident Registration Address

제 I -13 표

Table I -13

Ü Ü

Results of Mental Examinations in General Health

| Division | | XTotala | | | | | | i 'µX ²³ ' - | |
|---------------------------|-----|---------------------|-------|-----|------------------------|----|----|----------------|-------|
| | | 1st screening testa | | | 2nd confirmative testa | | | | |
| | | i | j | | | | | | |
| | | | | | | | | | |
| Ansan-si Sangrok-gu | S.T | 1,626 | 1,412 | 214 | 44 | 19 | 25 | 1,069 | 940 |
| | M | 740 | 647 | 93 | 17 | 9 | 8 | 495 | 434 |
| | F | 886 | 765 | 121 | 27 | 10 | 17 | 574 | 506 |
| Ansan-si Danwon-gu | S.T | 1,287 | 1,177 | 110 | 18 | 8 | 10 | 816 | 755 |
| | M | 530 | 495 | 35 | 7 | 4 | 3 | 364 | 346 |
| | F | 757 | 682 | 75 | 11 | 4 | 7 | 452 | 409 |
| Goyang-si Deogyang-gu | S.T | 2,742 | 2,341 | 401 | 137 | 73 | 64 | 1,802 | 1,555 |
| | M | 1,194 | 1,051 | 143 | 48 | 22 | 26 | 774 | 688 |
| | F | 1,548 | 1,290 | 258 | 89 | 51 | 38 | 1,028 | 867 |
| Goyang-si Ilsandong-gu | S.T | 1,610 | 1,357 | 253 | 90 | 52 | 38 | 1,002 | 859 |
| | M | 713 | 607 | 106 | 41 | 28 | 13 | 425 | 364 |
| | F | 897 | 750 | 147 | 49 | 24 | 25 | 577 | 495 |
| Goyang-si Ilsanseo-gu | S.T | 1,814 | 1,586 | 228 | 86 | 41 | 45 | 1,102 | 973 |
| | M | 765 | 680 | 85 | 26 | 14 | 12 | 478 | 426 |
| | F | 1,049 | 906 | 143 | 60 | 27 | 33 | 624 | 547 |
| Gwacheon-si | S.T | 436 | 387 | 49 | 18 | 6 | 12 | 271 | 238 |
| | M | 189 | 169 | 20 | 7 | 3 | 4 | 108 | 96 |
| | F | 247 | 218 | 29 | 11 | 3 | 8 | 163 | 142 |
| Guri-si | S.T | 1,201 | 1,053 | 148 | 53 | 22 | 31 | 782 | 682 |
| | M | 581 | 515 | 66 | 29 | 13 | 16 | 384 | 343 |
| | F | 620 | 538 | 82 | 24 | 9 | 15 | 398 | 339 |
| Namyangju-si | S.T | 4,304 | 3,911 | 393 | 66 | 24 | 42 | 2,794 | 2,547 |
| | M | 2,001 | 1,846 | 155 | 26 | 11 | 15 | 1,290 | 1,188 |
| | F | 2,303 | 2,065 | 238 | 40 | 13 | 27 | 1,504 | 1,359 |
| Osan-si | S.T | 799 | 702 | 97 | 26 | 16 | 10 | 515 | 454 |
| | M | 357 | 318 | 39 | 11 | 9 | 2 | 232 | 205 |
| | F | 442 | 384 | 58 | 15 | 7 | 8 | 283 | 249 |
| Siheung-si | S.T | 1,773 | 1,578 | 195 | 40 | 24 | 16 | 1,108 | 985 |
| | M | 782 | 704 | 78 | 14 | 6 | 8 | 503 | 453 |
| | F | 991 | 874 | 117 | 26 | 18 | 8 | 605 | 532 |
| Gunpo-si | S.T | 1,563 | 1,440 | 123 | 41 | 22 | 19 | 987 | 910 |
| | M | 681 | 627 | 54 | 19 | 13 | 6 | 450 | 415 |
| | F | 882 | 813 | 69 | 22 | 9 | 13 | 537 | 495 |
| Uiwang-si | S.T | 831 | 760 | 71 | 22 | 9 | 13 | 531 | 486 |
| | M | 386 | 359 | 27 | 6 | 3 | 3 | 256 | 241 |
| | F | 445 | 401 | 44 | 16 | 6 | 10 | 275 | 245 |
| Hanam-si | S.T | 1,026 | 894 | 132 | 45 | 28 | 17 | 706 | 609 |
| | M | 478 | 428 | 50 | 19 | 12 | 7 | 324 | 289 |
| | F | 548 | 466 | 82 | 26 | 16 | 10 | 382 | 320 |
| Yongin-si Cheoin-gu | S.T | 1,513 | 1,284 | 229 | 34 | 21 | 13 | 909 | 769 |
| | M | 678 | 569 | 109 | 19 | 11 | 8 | 415 | 354 |
| | F | 835 | 715 | 120 | 15 | 10 | 5 | 494 | 415 |

aX X X X (List of Key English Terminology)
 XXXX (Total)X (No specific findings)X
 XXXX (Impairment of cognitive functions)

(Requires additional secondary diagnosis)

Screening by District and Gender (Cognitive Dysfunctions) <Cont'd>

XX a
(Unit : Person)

| oh XAge 70) | | | | ol XAge 74) | | | | | |
|-------------|----|-------------------------|----|-------------|----------------------|-----|----|-------------------------|----|
| α " Xi ' μa | j | `2nd confirmative testa | | i | `1st screening testa | | j | `2nd confirmative testa | |
| j | | | | | | j | | | |
| 129 | 28 | 16 | 12 | 557 | 472 | 85 | 16 | 3 | 13 |
| 61 | 10 | 7 | 3 | 245 | 213 | 32 | 7 | 2 | 5 |
| 68 | 18 | 9 | 9 | 312 | 259 | 53 | 9 | 1 | 8 |
| 61 | 10 | 5 | 5 | 471 | 422 | 49 | 8 | 3 | 5 |
| 18 | 3 | 2 | 1 | 166 | 149 | 17 | 4 | 2 | 2 |
| 43 | 7 | 3 | 4 | 305 | 273 | 32 | 4 | 1 | 3 |
| 247 | 84 | 45 | 39 | 940 | 786 | 154 | 53 | 28 | 25 |
| 86 | 29 | 12 | 17 | 420 | 363 | 57 | 19 | 10 | 9 |
| 161 | 55 | 33 | 22 | 520 | 423 | 97 | 34 | 18 | 16 |
| 143 | 47 | 29 | 18 | 608 | 498 | 110 | 43 | 23 | 20 |
| 61 | 21 | 14 | 7 | 288 | 243 | 45 | 20 | 14 | 6 |
| 82 | 26 | 15 | 11 | 320 | 255 | 65 | 23 | 9 | 14 |
| 129 | 47 | 25 | 22 | 712 | 613 | 99 | 39 | 16 | 23 |
| 52 | 15 | 8 | 7 | 287 | 254 | 33 | 11 | 6 | 5 |
| 77 | 32 | 17 | 15 | 425 | 359 | 66 | 28 | 10 | 18 |
| 33 | 13 | 4 | 9 | 165 | 149 | 16 | 5 | 2 | 3 |
| 12 | 4 | 1 | 3 | 81 | 73 | 8 | 3 | 2 | 1 |
| 21 | 9 | 3 | 6 | 84 | 76 | 8 | 2 | – | 2 |
| 100 | 37 | 16 | 21 | 419 | 371 | 48 | 16 | 6 | 10 |
| 41 | 18 | 10 | 8 | 197 | 172 | 25 | 11 | 3 | 8 |
| 59 | 19 | 6 | 13 | 222 | 199 | 23 | 5 | 3 | 2 |
| 247 | 42 | 13 | 29 | 1,510 | 1,364 | 146 | 24 | 11 | 13 |
| 102 | 16 | 6 | 10 | 711 | 658 | 53 | 10 | 5 | 5 |
| 145 | 26 | 7 | 19 | 799 | 706 | 93 | 14 | 6 | 8 |
| 61 | 18 | 10 | 8 | 284 | 248 | 36 | 8 | 6 | 2 |
| 27 | 6 | 5 | 1 | 125 | 113 | 12 | 5 | 4 | 1 |
| 34 | 12 | 5 | 7 | 159 | 135 | 24 | 3 | 2 | 1 |
| 123 | 26 | 17 | 9 | 665 | 593 | 72 | 14 | 7 | 7 |
| 50 | 8 | 4 | 4 | 279 | 251 | 28 | 6 | 2 | 4 |
| 73 | 18 | 13 | 5 | 386 | 342 | 44 | 8 | 5 | 3 |
| 77 | 26 | 18 | 8 | 576 | 530 | 46 | 15 | 4 | 11 |
| 35 | 12 | 10 | 2 | 231 | 212 | 19 | 7 | 3 | 4 |
| 42 | 14 | 8 | 6 | 345 | 318 | 27 | 8 | 1 | 7 |
| 45 | 16 | 7 | 9 | 300 | 274 | 26 | 6 | 2 | 4 |
| 15 | 4 | 2 | 2 | 130 | 118 | 12 | 2 | 1 | 1 |
| 30 | 12 | 5 | 7 | 170 | 156 | 14 | 4 | 1 | 3 |
| 97 | 30 | 16 | 14 | 320 | 285 | 35 | 15 | 12 | 3 |
| 35 | 12 | 7 | 5 | 154 | 139 | 15 | 7 | 5 | 2 |
| 62 | 18 | 9 | 9 | 166 | 146 | 20 | 8 | 7 | 1 |
| 140 | 20 | 11 | 9 | 604 | 515 | 89 | 14 | 10 | 4 |
| 61 | 10 | 4 | 6 | 263 | 215 | 48 | 9 | 7 | 2 |
| 79 | 10 | 7 | 3 | 341 | 300 | 41 | 5 | 3 | 2 |

Note) Based on Resident Registration Address

제 I -13 표

Table I -13

Ü Ü

Results of Mental Examinations in General Health

| Division | | XTotala | | | | | | i j | |
|-------------------------|-----|---------------------|-------|-----|------------------------|----|----|-------|-------|
| | | 1st screening testa | | | 2nd confirmative testa | | | | |
| | | i | j | j | i | j | j | i | j |
| Yongin-si Giheung-gu | S.T | 2,218 | 1,930 | 288 | 86 | 43 | 43 | 1,446 | 1,259 |
| | M | 1,089 | 954 | 135 | 43 | 23 | 20 | 685 | 604 |
| | F | 1,129 | 976 | 153 | 43 | 20 | 23 | 761 | 655 |
| Yongin-si Suji-gu | S.T | 2,264 | 1,932 | 332 | 113 | 63 | 50 | 1,496 | 1,283 |
| | M | 1,150 | 999 | 151 | 54 | 36 | 18 | 738 | 649 |
| | F | 1,114 | 933 | 181 | 59 | 27 | 32 | 758 | 634 |
| Paju-si | S.T | 2,839 | 2,567 | 272 | 41 | 27 | 14 | 1,732 | 1,570 |
| | M | 1,260 | 1,152 | 108 | 18 | 14 | 4 | 772 | 714 |
| | F | 1,579 | 1,415 | 164 | 23 | 13 | 10 | 960 | 856 |
| Icheon-si | S.T | 1,453 | 1,262 | 191 | 22 | 17 | 5 | 883 | 774 |
| | M | 677 | 599 | 78 | 14 | 12 | 2 | 418 | 377 |
| | F | 776 | 663 | 113 | 8 | 5 | 3 | 465 | 397 |
| Anseong-si | S.T | 1,540 | 1,356 | 184 | 27 | 15 | 12 | 902 | 809 |
| | M | 660 | 578 | 82 | 13 | 6 | 7 | 400 | 355 |
| | F | 880 | 778 | 102 | 14 | 9 | 5 | 502 | 454 |
| Gimpo-si | S.T | 1,893 | 1,638 | 255 | 51 | 27 | 24 | 1,188 | 1,042 |
| | M | 849 | 746 | 103 | 24 | 14 | 10 | 539 | 475 |
| | F | 1,044 | 892 | 152 | 27 | 13 | 14 | 649 | 567 |
| Hwaseong-si | S.T | 2,910 | 2,580 | 330 | 50 | 22 | 28 | 1,784 | 1,578 |
| | M | 1,326 | 1,183 | 143 | 24 | 13 | 11 | 811 | 716 |
| | F | 1,584 | 1,397 | 187 | 26 | 9 | 17 | 973 | 862 |
| Gwangju-si | S.T | 1,731 | 1,532 | 199 | 44 | 24 | 20 | 1,119 | 993 |
| | M | 840 | 745 | 95 | 24 | 14 | 10 | 563 | 498 |
| | F | 891 | 787 | 104 | 20 | 10 | 10 | 556 | 495 |
| Yangju-si | S.T | 1,551 | 1,408 | 143 | 15 | 5 | 10 | 975 | 886 |
| | M | 721 | 653 | 68 | 9 | 3 | 6 | 462 | 418 |
| | F | 830 | 755 | 75 | 6 | 2 | 4 | 513 | 468 |
| Pocheon-si | S.T | 1,506 | 1,309 | 197 | 7 | 6 | 1 | 852 | 743 |
| | M | 658 | 567 | 91 | 5 | 4 | 1 | 372 | 320 |
| | F | 848 | 742 | 106 | 2 | 2 | - | 480 | 423 |
| Yeoju-gun | S.T | 1,266 | 1,107 | 159 | 17 | 4 | 13 | 718 | 642 |
| | M | 620 | 539 | 81 | 8 | 2 | 6 | 344 | 308 |
| | F | 646 | 568 | 78 | 9 | 2 | 7 | 374 | 334 |
| Yeoncheon-gun | S.T | 613 | 525 | 88 | 8 | 6 | 2 | 347 | 291 |
| | M | 273 | 227 | 46 | 4 | 3 | 1 | 156 | 126 |
| | F | 340 | 298 | 42 | 4 | 3 | 1 | 191 | 165 |
| Gapyeong-gun | S.T | 778 | 670 | 108 | 5 | 1 | 4 | 472 | 408 |
| | M | 350 | 303 | 47 | 3 | 1 | 2 | 207 | 180 |
| | F | 428 | 367 | 61 | 2 | - | 2 | 265 | 228 |
| Yangpyeong-gun | S.T | 1,257 | 1,099 | 158 | 9 | 5 | 4 | 741 | 653 |
| | M | 595 | 528 | 67 | 6 | 4 | 2 | 352 | 313 |
| | F | 662 | 571 | 91 | 3 | 1 | 2 | 389 | 340 |

aX X X X X (List of Key English Terminology)
 XXXX (Total)X (No specific findings)X
 XXXX (Impairment of cognitive functions)

(Requires additional secondary diagnosis)

Screening by District and Gender (Cognitive Dysfunctions) <Cont'd>

XX a
(Unit : Person)

| oh XAge 70) | | | | ol XAge 74) | | | | | |
|------------------------|----|----|----|---------------------|-------|-----|------------------------|----|----|
| 2nd confirmative testa | | | | 1st screening testa | | | 2nd confirmative testa | | |
| j | | | | i | | j | | | |
| 187 | 56 | 29 | 27 | 772 | 671 | 101 | 30 | 14 | 16 |
| 81 | 26 | 14 | 12 | 404 | 350 | 54 | 17 | 9 | 8 |
| 106 | 30 | 15 | 15 | 368 | 321 | 47 | 13 | 5 | 8 |
| 213 | 65 | 34 | 31 | 768 | 649 | 119 | 48 | 29 | 19 |
| 89 | 25 | 17 | 8 | 412 | 350 | 62 | 29 | 19 | 10 |
| 124 | 40 | 17 | 23 | 356 | 299 | 57 | 19 | 10 | 9 |
| 162 | 24 | 18 | 6 | 1,107 | 997 | 110 | 17 | 9 | 8 |
| 58 | 8 | 8 | - | 488 | 438 | 50 | 10 | 6 | 4 |
| 104 | 16 | 10 | 6 | 619 | 559 | 60 | 7 | 3 | 4 |
| 109 | 12 | 10 | 2 | 570 | 488 | 82 | 10 | 7 | 3 |
| 41 | 7 | 6 | 1 | 259 | 222 | 37 | 7 | 6 | 1 |
| 68 | 5 | 4 | 1 | 311 | 266 | 45 | 3 | 1 | 2 |
| 93 | 18 | 11 | 7 | 638 | 547 | 91 | 9 | 4 | 5 |
| 45 | 10 | 5 | 5 | 260 | 223 | 37 | 3 | 1 | 2 |
| 48 | 8 | 6 | 2 | 378 | 324 | 54 | 6 | 3 | 3 |
| 146 | 33 | 20 | 13 | 705 | 596 | 109 | 18 | 7 | 11 |
| 64 | 18 | 10 | 8 | 310 | 271 | 39 | 6 | 4 | 2 |
| 82 | 15 | 10 | 5 | 395 | 325 | 70 | 12 | 3 | 9 |
| 206 | 35 | 16 | 19 | 1,126 | 1,002 | 124 | 15 | 6 | 9 |
| 95 | 16 | 9 | 7 | 515 | 467 | 48 | 8 | 4 | 4 |
| 111 | 19 | 7 | 12 | 611 | 535 | 76 | 7 | 2 | 5 |
| 126 | 32 | 18 | 14 | 612 | 539 | 73 | 12 | 6 | 6 |
| 65 | 17 | 9 | 8 | 277 | 247 | 30 | 7 | 5 | 2 |
| 61 | 15 | 9 | 6 | 335 | 292 | 43 | 5 | 1 | 4 |
| 89 | 9 | 3 | 6 | 576 | 522 | 54 | 6 | 2 | 4 |
| 44 | 6 | 2 | 4 | 259 | 235 | 24 | 3 | 1 | 2 |
| 45 | 3 | 1 | 2 | 317 | 287 | 30 | 3 | 1 | 2 |
| 109 | 4 | 4 | - | 654 | 566 | 88 | 3 | 2 | 1 |
| 52 | 3 | 3 | - | 286 | 247 | 39 | 2 | 1 | 1 |
| 57 | 1 | 1 | - | 368 | 319 | 49 | 1 | 1 | - |
| 76 | 11 | 3 | 8 | 548 | 465 | 83 | 6 | 1 | 5 |
| 36 | 6 | 2 | 4 | 276 | 231 | 45 | 2 | - | 2 |
| 40 | 5 | 1 | 4 | 272 | 234 | 38 | 4 | 1 | 3 |
| 56 | 4 | 3 | 1 | 266 | 234 | 32 | 4 | 3 | 1 |
| 30 | 3 | 2 | 1 | 117 | 101 | 16 | 1 | 1 | - |
| 26 | 1 | 1 | - | 149 | 133 | 16 | 3 | 2 | 1 |
| 64 | 5 | 1 | 4 | 306 | 262 | 44 | - | - | - |
| 27 | 3 | 1 | 2 | 143 | 123 | 20 | - | - | - |
| 37 | 2 | - | 2 | 163 | 139 | 24 | - | - | - |
| 88 | 7 | 3 | 4 | 516 | 446 | 70 | 2 | 2 | - |
| 39 | 4 | 2 | 2 | 243 | 215 | 28 | 2 | 2 | - |
| 49 | 3 | 1 | 2 | 273 | 231 | 42 | - | - | - |

Note) Based on Resident Registration Address

제 I -13 표
Table I -13

Ü Ü
Results of Mental Examinations in General Health

| Division | | XTotala | | | | | | i j | |
|-----------------|-----|---------------------|--------|-------|------------------------|-----|-----|--------|-------|
| | | 1st screening testa | | | 2nd confirmative testa | | | | |
| | | i | j | | | | | | |
| Gangwon | S.T | 18,223 | 16,641 | 1,582 | 279 | 146 | 133 | 10,668 | 9,791 |
| | M | 8,365 | 7,678 | 687 | 140 | 76 | 64 | 4,854 | 4,470 |
| | F | 9,858 | 8,963 | 895 | 139 | 70 | 69 | 5,814 | 5,321 |
| Chuncheon-si | S.T | 2,791 | 2,602 | 189 | 39 | 25 | 14 | 1,612 | 1,500 |
| | M | 1,230 | 1,163 | 67 | 16 | 11 | 5 | 691 | 648 |
| | F | 1,561 | 1,439 | 122 | 23 | 14 | 9 | 921 | 852 |
| Wonju-si | S.T | 2,879 | 2,560 | 319 | 74 | 38 | 36 | 1,664 | 1,487 |
| | M | 1,300 | 1,166 | 134 | 37 | 21 | 16 | 724 | 652 |
| | F | 1,579 | 1,394 | 185 | 37 | 17 | 20 | 940 | 835 |
| Gangneung-si | S.T | 2,594 | 2,344 | 250 | 64 | 34 | 30 | 1,538 | 1,408 |
| | M | 1,202 | 1,075 | 127 | 35 | 17 | 18 | 710 | 641 |
| | F | 1,392 | 1,269 | 123 | 29 | 17 | 12 | 828 | 767 |
| Donghae-si | S.T | 978 | 884 | 94 | 33 | 17 | 16 | 628 | 563 |
| | M | 457 | 407 | 50 | 19 | 12 | 7 | 282 | 249 |
| | F | 521 | 477 | 44 | 14 | 5 | 9 | 346 | 314 |
| Taebaek-si | S.T | 586 | 509 | 77 | 32 | 12 | 20 | 378 | 322 |
| | M | 258 | 229 | 29 | 14 | 6 | 8 | 168 | 147 |
| | F | 328 | 280 | 48 | 18 | 6 | 12 | 210 | 175 |
| Sokcho-si | S.T | 727 | 687 | 40 | 5 | 2 | 3 | 458 | 440 |
| | M | 330 | 314 | 16 | 3 | 1 | 2 | 212 | 208 |
| | F | 397 | 373 | 24 | 2 | 1 | 1 | 246 | 232 |
| Samcheok-si | S.T | 954 | 847 | 107 | 10 | 3 | 7 | 554 | 489 |
| | M | 427 | 381 | 46 | 6 | 1 | 5 | 243 | 214 |
| | F | 527 | 466 | 61 | 4 | 2 | 2 | 311 | 275 |
| Hongcheon-gun | S.T | 1,061 | 1,011 | 50 | 2 | 1 | 1 | 565 | 542 |
| | M | 503 | 482 | 21 | 2 | 1 | 1 | 269 | 258 |
| | F | 558 | 529 | 29 | - | - | - | 296 | 284 |
| Hoengseong-gun | S.T | 715 | 660 | 55 | 7 | 5 | 2 | 384 | 358 |
| | M | 351 | 326 | 25 | 1 | 1 | - | 194 | 181 |
| | F | 364 | 334 | 30 | 6 | 4 | 2 | 190 | 177 |
| Yeongwol-gun | S.T | 746 | 699 | 47 | 3 | 2 | 1 | 426 | 405 |
| | M | 347 | 328 | 19 | 2 | 1 | 1 | 192 | 184 |
| | F | 399 | 371 | 28 | 1 | 1 | - | 234 | 221 |
| Pyeongchang-gun | S.T | 687 | 634 | 53 | 2 | 1 | 1 | 390 | 362 |
| | M | 333 | 309 | 24 | 1 | - | 1 | 188 | 179 |
| | F | 354 | 325 | 29 | 1 | 1 | - | 202 | 183 |
| Jeongseon-gun | S.T | 676 | 622 | 54 | 2 | 1 | 1 | 428 | 398 |
| | M | 328 | 297 | 31 | 1 | 1 | - | 215 | 195 |
| | F | 348 | 325 | 23 | 1 | - | 1 | 213 | 203 |
| Cheorwon-gun | S.T | 583 | 538 | 45 | 2 | 2 | - | 348 | 327 |
| | M | 269 | 258 | 11 | 1 | 1 | - | 158 | 153 |
| | F | 314 | 280 | 34 | 1 | 1 | - | 190 | 174 |

aX X X X X (List of Key English Terminology)
X X X X X (Total)X (No specific findings)X (Requires additional secondary diagnosis)
X X X X X (Impairment of cognitive functions)

Screening by District and Gender (Cognitive Dysfunctions) <Cont'd>

XX a
(Unit : Person)

| oh XAge 70) | | | | ol XAge 74) | | | | | |
|-------------|------------|-------------------------|-----------|--------------|----------------------|------------|------------|-------------------------|-----------|
| α " Xi ' μa | j | `2nd confirmative testa | | i | `1st screening testa | | j | `2nd confirmative testa | |
| j | | | | | | j | | | |
| 877 | 165 | 89 | 76 | 7,555 | 6,850 | 705 | 114 | 57 | 57 |
| 384 | 85 | 50 | 35 | 3,511 | 3,208 | 303 | 55 | 26 | 29 |
| 493 | 80 | 39 | 41 | 4,044 | 3,642 | 402 | 59 | 31 | 28 |
| 112 | 24 | 15 | 9 | 1,179 | 1,102 | 77 | 15 | 10 | 5 |
| 43 | 11 | 7 | 4 | 539 | 515 | 24 | 5 | 4 | 1 |
| 69 | 13 | 8 | 5 | 640 | 587 | 53 | 10 | 6 | 4 |
| 177 | 42 | 21 | 21 | 1,215 | 1,073 | 142 | 32 | 17 | 15 |
| 72 | 22 | 13 | 9 | 576 | 514 | 62 | 15 | 8 | 7 |
| 105 | 20 | 8 | 12 | 639 | 559 | 80 | 17 | 9 | 8 |
| 130 | 32 | 17 | 15 | 1,056 | 936 | 120 | 32 | 17 | 15 |
| 69 | 15 | 7 | 8 | 492 | 434 | 58 | 20 | 10 | 10 |
| 61 | 17 | 10 | 7 | 564 | 502 | 62 | 12 | 7 | 5 |
| 65 | 25 | 14 | 11 | 350 | 321 | 29 | 8 | 3 | 5 |
| 33 | 16 | 11 | 5 | 175 | 158 | 17 | 3 | 1 | 2 |
| 32 | 9 | 3 | 6 | 175 | 163 | 12 | 5 | 2 | 3 |
| 56 | 23 | 11 | 12 | 208 | 187 | 21 | 9 | 1 | 8 |
| 21 | 10 | 5 | 5 | 90 | 82 | 8 | 4 | 1 | 3 |
| 35 | 13 | 6 | 7 | 118 | 105 | 13 | 5 | – | 5 |
| 18 | 1 | 1 | – | 269 | 247 | 22 | 4 | 1 | 3 |
| 4 | 1 | 1 | – | 118 | 106 | 12 | 2 | – | 2 |
| 14 | – | – | – | 151 | 141 | 10 | 2 | 1 | 1 |
| 65 | 6 | 1 | 5 | 400 | 358 | 42 | 4 | 2 | 2 |
| 29 | 4 | 1 | 3 | 184 | 167 | 17 | 2 | – | 2 |
| 36 | 2 | – | 2 | 216 | 191 | 25 | 2 | 2 | – |
| 23 | 1 | 1 | – | 496 | 469 | 27 | 1 | – | 1 |
| 11 | 1 | 1 | – | 234 | 224 | 10 | 1 | – | 1 |
| 12 | – | – | – | 262 | 245 | 17 | – | – | – |
| 26 | 2 | 1 | 1 | 331 | 302 | 29 | 5 | 4 | 1 |
| 13 | – | – | – | 157 | 145 | 12 | 1 | 1 | – |
| 13 | 2 | 1 | 1 | 174 | 157 | 17 | 4 | 3 | 1 |
| 21 | 3 | 2 | 1 | 320 | 294 | 26 | – | – | – |
| 8 | 2 | 1 | 1 | 155 | 144 | 11 | – | – | – |
| 13 | 1 | 1 | – | 165 | 150 | 15 | – | – | – |
| 28 | – | – | – | 297 | 272 | 25 | 2 | 1 | 1 |
| 9 | – | – | – | 145 | 130 | 15 | 1 | – | 1 |
| 19 | – | – | – | 152 | 142 | 10 | 1 | 1 | – |
| 30 | 1 | 1 | – | 248 | 224 | 24 | 1 | – | 1 |
| 20 | 1 | 1 | – | 113 | 102 | 11 | – | – | – |
| 10 | – | – | – | 135 | 122 | 13 | 1 | – | 1 |
| 21 | 2 | 2 | – | 235 | 211 | 24 | – | – | – |
| 5 | 1 | 1 | – | 111 | 105 | 6 | – | – | – |
| 16 | 1 | 1 | – | 124 | 106 | 18 | – | – | – |

Note) Based on Resident Registration Address

제 I -13 표

Table I -13

Ü Ü

Results of Mental Examinations in General Health

| Division | | XTotala | | | | | | i j | |
|-----------------------------|-----|---------------------|--------|-------|------------------------|-----|----|--------|-------|
| | | 1st screening testa | | | 2nd confirmative testa | | | | |
| | | i | j | | | | | | |
| Hwacheon-gun | S.T | 340 | 305 | 35 | 1 | 1 | - | 215 | 195 |
| | M | 152 | 136 | 16 | - | - | - | 98 | 90 |
| | F | 188 | 169 | 19 | 1 | 1 | - | 117 | 105 |
| Yanggu-gun | S.T | 298 | 280 | 18 | - | - | - | 179 | 173 |
| | M | 130 | 122 | 8 | - | - | - | 79 | 76 |
| | F | 168 | 158 | 10 | - | - | - | 100 | 97 |
| Inje-gun | S.T | 466 | 429 | 37 | 1 | 1 | - | 252 | 235 |
| | M | 209 | 192 | 17 | 1 | 1 | - | 124 | 114 |
| | F | 257 | 237 | 20 | - | - | - | 128 | 121 |
| Goseong-gun | S.T | 578 | 520 | 58 | - | - | - | 338 | 305 |
| | M | 258 | 238 | 20 | - | - | - | 159 | 148 |
| | F | 320 | 282 | 38 | - | - | - | 179 | 157 |
| Yangyang-gun | S.T | 564 | 510 | 54 | 2 | 1 | 1 | 311 | 282 |
| | M | 281 | 255 | 26 | 1 | 1 | - | 148 | 133 |
| | F | 283 | 255 | 28 | 1 | - | 1 | 163 | 149 |
| Chungbuk | S.T | 16,594 | 14,814 | 1,780 | 186 | 103 | 83 | 10,205 | 9,181 |
| | M | 7,421 | 6,749 | 672 | 72 | 50 | 22 | 4,597 | 4,207 |
| | F | 9,173 | 8,065 | 1,108 | 114 | 53 | 61 | 5,608 | 4,974 |
| Cheongju-si Sangdang-gu | S.T | 1,883 | 1,710 | 173 | 30 | 21 | 9 | 1,229 | 1,123 |
| | M | 840 | 766 | 74 | 17 | 13 | 4 | 555 | 506 |
| | F | 1,043 | 944 | 99 | 13 | 8 | 5 | 674 | 617 |
| Cheongju-si Heungdeok-gu | S.T | 2,288 | 2,027 | 261 | 31 | 14 | 17 | 1,491 | 1,324 |
| | M | 1,026 | 928 | 98 | 14 | 7 | 7 | 668 | 605 |
| | F | 1,262 | 1,099 | 163 | 17 | 7 | 10 | 823 | 719 |
| Chungju-si | S.T | 2,508 | 2,432 | 76 | 10 | 2 | 8 | 1,534 | 1,484 |
| | M | 1,165 | 1,134 | 31 | 2 | - | 2 | 726 | 704 |
| | F | 1,343 | 1,298 | 45 | 8 | 2 | 6 | 808 | 780 |
| Jecheon-si | S.T | 1,746 | 1,632 | 114 | 44 | 23 | 21 | 1,098 | 1,027 |
| | M | 786 | 745 | 41 | 11 | 9 | 2 | 486 | 461 |
| | F | 960 | 887 | 73 | 33 | 14 | 19 | 612 | 566 |
| Cheongwon-gun | S.T | 1,645 | 1,353 | 292 | 16 | 8 | 8 | 981 | 823 |
| | M | 726 | 612 | 114 | 6 | 4 | 2 | 444 | 381 |
| | F | 919 | 741 | 178 | 10 | 4 | 6 | 537 | 442 |
| Boeun-gun | S.T | 746 | 625 | 121 | 8 | 5 | 3 | 425 | 357 |
| | M | 288 | 252 | 36 | 3 | 2 | 1 | 164 | 146 |
| | F | 458 | 373 | 85 | 5 | 3 | 2 | 261 | 211 |
| Okcheon-gun | S.T | 1,061 | 910 | 151 | 10 | 6 | 4 | 689 | 595 |
| | M | 452 | 408 | 44 | 2 | 2 | - | 292 | 263 |
| | F | 609 | 502 | 107 | 8 | 4 | 4 | 397 | 332 |
| Yeongdong-gun | S.T | 1,025 | 949 | 76 | 5 | 4 | 1 | 627 | 583 |
| | M | 448 | 420 | 28 | 4 | 3 | 1 | 280 | 264 |
| | F | 577 | 529 | 48 | 1 | 1 | - | 347 | 319 |

aX X X X X (List of Key English Terminology)
 XXXX (Total)X (No specific findings)X
 XXXX (Impairment of cognitive functions)

(Requires additional secondary diagnosis)

Screening by District and Gender (Cognitive Dysfunctions) <Cont'd>

XX a
(Unit : Person)

| oh XAge 70) | | | | ol XAge 74) | | | | | |
|------------------------|------------|-----------|-----------|---------------------|--------------|------------|------------------------|-----------|-----------|
| 2nd confirmative testa | | | | 1st screening testa | | | 2nd confirmative testa | | |
| j | | | | i | | j | | | |
| 20 | 1 | 1 | - | 125 | 110 | 15 | - | - | - |
| 8 | - | - | - | 54 | 46 | 8 | - | - | - |
| 12 | 1 | 1 | - | 71 | 64 | 7 | - | - | - |
| 6 | - | - | - | 119 | 107 | 12 | - | - | - |
| 3 | - | - | - | 51 | 46 | 5 | - | - | - |
| 3 | - | - | - | 68 | 61 | 7 | - | - | - |
| 17 | - | - | - | 214 | 194 | 20 | 1 | 1 | - |
| 10 | - | - | - | 85 | 78 | 7 | 1 | 1 | - |
| 7 | - | - | - | 129 | 116 | 13 | - | - | - |
| 33 | - | - | - | 240 | 215 | 25 | - | - | - |
| 11 | - | - | - | 99 | 90 | 9 | - | - | - |
| 22 | - | - | - | 141 | 125 | 16 | - | - | - |
| 29 | 2 | 1 | 1 | 253 | 228 | 25 | - | - | - |
| 15 | 1 | 1 | - | 133 | 122 | 11 | - | - | - |
| 14 | 1 | - | 1 | 120 | 106 | 14 | - | - | - |
| 1,024 | 121 | 66 | 55 | 6,389 | 5,633 | 756 | 65 | 37 | 28 |
| 390 | 46 | 31 | 15 | 2,824 | 2,542 | 282 | 26 | 19 | 7 |
| 634 | 75 | 35 | 40 | 3,565 | 3,091 | 474 | 39 | 18 | 21 |
| 106 | 17 | 12 | 5 | 654 | 587 | 67 | 13 | 9 | 4 |
| 49 | 10 | 8 | 2 | 285 | 260 | 25 | 7 | 5 | 2 |
| 57 | 7 | 4 | 3 | 369 | 327 | 42 | 6 | 4 | 2 |
| 167 | 24 | 12 | 12 | 797 | 703 | 94 | 7 | 2 | 5 |
| 63 | 10 | 5 | 5 | 358 | 323 | 35 | 4 | 2 | 2 |
| 104 | 14 | 7 | 7 | 439 | 380 | 59 | 3 | - | 3 |
| 50 | 7 | 1 | 6 | 974 | 948 | 26 | 3 | 1 | 2 |
| 22 | 2 | - | 2 | 439 | 430 | 9 | - | - | - |
| 28 | 5 | 1 | 4 | 535 | 518 | 17 | 3 | 1 | 2 |
| 71 | 31 | 17 | 14 | 648 | 605 | 43 | 13 | 6 | 7 |
| 25 | 8 | 6 | 2 | 300 | 284 | 16 | 3 | 3 | - |
| 46 | 23 | 11 | 12 | 348 | 321 | 27 | 10 | 3 | 7 |
| 158 | 12 | 6 | 6 | 664 | 530 | 134 | 4 | 2 | 2 |
| 63 | 4 | 3 | 1 | 282 | 231 | 51 | 2 | 1 | 1 |
| 95 | 8 | 3 | 5 | 382 | 299 | 83 | 2 | 1 | 1 |
| 68 | 5 | 3 | 2 | 321 | 268 | 53 | 3 | 2 | 1 |
| 18 | 2 | 1 | 1 | 124 | 106 | 18 | 1 | 1 | - |
| 50 | 3 | 2 | 1 | 197 | 162 | 35 | 2 | 1 | 1 |
| 94 | 4 | 3 | 1 | 372 | 315 | 57 | 6 | 3 | 3 |
| 29 | 1 | 1 | - | 160 | 145 | 15 | 1 | 1 | - |
| 65 | 3 | 2 | 1 | 212 | 170 | 42 | 5 | 2 | 3 |
| 44 | 3 | 3 | - | 398 | 366 | 32 | 2 | 1 | 1 |
| 16 | 3 | 3 | - | 168 | 156 | 12 | 1 | - | 1 |
| 28 | - | - | - | 230 | 210 | 20 | 1 | 1 | - |

Note) Based on Resident Registration Address

제 I -13 표

Table I -13

Ü Ü

Results of Mental Examinations in General Health

| Division | | XTotala | | | | | | i | |
|--------------------------|-----|---------------------|--------|-------|------------------------|-----|-----|--------|--------|
| | | 1st screening testa | | | 2nd confirmative testa | | | | |
| | | i | j | k | j | k | l | i | j |
| Jeungpyeong-gun | S.T | 381 | 306 | 75 | 2 | - | 2 | 222 | 176 |
| | M | 168 | 139 | 29 | - | - | - | 102 | 86 |
| | F | 213 | 167 | 46 | 2 | - | 2 | 120 | 90 |
| Jincheon-gun | S.T | 822 | 652 | 170 | 14 | 8 | 6 | 434 | 362 |
| | M | 382 | 314 | 68 | 6 | 4 | 2 | 195 | 168 |
| | F | 440 | 338 | 102 | 8 | 4 | 4 | 239 | 194 |
| Goesan-gun | S.T | 810 | 759 | 51 | 4 | 3 | 1 | 472 | 440 |
| | M | 363 | 341 | 22 | 2 | 2 | - | 204 | 192 |
| | F | 447 | 418 | 29 | 2 | 1 | 1 | 268 | 248 |
| Eumseong-gun | S.T | 1,136 | 982 | 154 | 9 | 6 | 3 | 693 | 606 |
| | M | 535 | 480 | 55 | 3 | 2 | 1 | 339 | 305 |
| | F | 601 | 502 | 99 | 6 | 4 | 2 | 354 | 301 |
| Danyang-gun | S.T | 543 | 477 | 66 | 3 | 3 | - | 310 | 281 |
| | M | 242 | 210 | 32 | 2 | 2 | - | 142 | 126 |
| | F | 301 | 267 | 34 | 1 | 1 | - | 168 | 155 |
| Chungnam | S.T | 22,966 | 20,278 | 2,688 | 269 | 145 | 124 | 13,633 | 12,086 |
| | M | 10,238 | 9,129 | 1,109 | 144 | 84 | 60 | 6,069 | 5,420 |
| | F | 12,728 | 11,149 | 1,579 | 125 | 61 | 64 | 7,564 | 6,666 |
| Cheonan-si Dongnam-gu | S.T | 1,595 | 1,369 | 226 | 47 | 20 | 27 | 998 | 861 |
| | M | 706 | 615 | 91 | 23 | 12 | 11 | 435 | 385 |
| | F | 889 | 754 | 135 | 24 | 8 | 16 | 563 | 476 |
| Cheonan-si Seobuk-gu | S.T | 1,481 | 1,299 | 182 | 32 | 17 | 15 | 904 | 795 |
| | M | 645 | 571 | 74 | 16 | 11 | 5 | 394 | 351 |
| | F | 836 | 728 | 108 | 16 | 6 | 10 | 510 | 444 |
| Gongju-si | S.T | 1,547 | 1,410 | 137 | 11 | 7 | 4 | 965 | 893 |
| | M | 676 | 628 | 48 | 4 | 3 | 1 | 429 | 402 |
| | F | 871 | 782 | 89 | 7 | 4 | 3 | 536 | 491 |
| Boryeong-si | S.T | 1,673 | 1,403 | 270 | 49 | 33 | 16 | 932 | 787 |
| | M | 719 | 603 | 116 | 30 | 20 | 10 | 396 | 333 |
| | F | 954 | 800 | 154 | 19 | 13 | 6 | 536 | 454 |
| Asan-si | S.T | 1,979 | 1,793 | 186 | 21 | 11 | 10 | 1,220 | 1,112 |
| | M | 890 | 818 | 72 | 15 | 8 | 7 | 544 | 500 |
| | F | 1,089 | 975 | 114 | 6 | 3 | 3 | 676 | 612 |
| Seosan-si | S.T | 1,841 | 1,665 | 176 | 18 | 7 | 11 | 1,088 | 982 |
| | M | 833 | 758 | 75 | 10 | 4 | 6 | 493 | 446 |
| | F | 1,008 | 907 | 101 | 8 | 3 | 5 | 595 | 536 |
| Nonsan-si | S.T | 1,835 | 1,634 | 201 | 24 | 10 | 14 | 1,086 | 960 |
| | M | 828 | 755 | 73 | 11 | 5 | 6 | 491 | 445 |
| | F | 1,007 | 879 | 128 | 13 | 5 | 8 | 595 | 515 |
| Gyeryong-si | S.T | 239 | 203 | 36 | 7 | 5 | 2 | 142 | 122 |
| | M | 90 | 80 | 10 | 3 | 3 | - | 57 | 51 |
| | F | 149 | 123 | 26 | 4 | 2 | 2 | 85 | 71 |

aX X X X X (List of Key English Terminology)
 XXXX (Total)X (No specific findings)X
 XXXX (Impairment of cognitive functions)

(Requires additional secondary diagnosis)

Screening by District and Gender (Cognitive Dysfunctions) <Cont'd>

XX a
(Unit : Person)

| oh XAge 70) | | | | ol XAge 74) | | | | | |
|--------------|------------|-------------------------|-----------|--------------|----------------------|--------------|------------|-------------------------|-----------|
| α " Xi ' μa | j | `2nd confirmative testa | | i | `1st screening testa | | j | `2nd confirmative testa | |
| j | | | | | | j | | | |
| 46 | 2 | - | 2 | 159 | 130 | 29 | - | - | - |
| 16 | - | - | - | 66 | 53 | 13 | - | - | - |
| 30 | 2 | - | 2 | 93 | 77 | 16 | - | - | - |
| 72 | 6 | 3 | 3 | 388 | 290 | 98 | 8 | 5 | 3 |
| 27 | 2 | 1 | 1 | 187 | 146 | 41 | 4 | 3 | 1 |
| 45 | 4 | 2 | 2 | 201 | 144 | 57 | 4 | 2 | 2 |
| 32 | 2 | 1 | 1 | 338 | 319 | 19 | 2 | 2 | - |
| 12 | 1 | 1 | - | 159 | 149 | 10 | 1 | 1 | - |
| 20 | 1 | - | 1 | 179 | 170 | 9 | 1 | 1 | - |
| 87 | 7 | 4 | 3 | 443 | 376 | 67 | 2 | 2 | - |
| 34 | 2 | 1 | 1 | 196 | 175 | 21 | 1 | 1 | - |
| 53 | 5 | 3 | 2 | 247 | 201 | 46 | 1 | 1 | - |
| 29 | 1 | 1 | - | 233 | 196 | 37 | 2 | 2 | - |
| 16 | 1 | 1 | - | 100 | 84 | 16 | 1 | 1 | - |
| 13 | - | - | - | 133 | 112 | 21 | 1 | 1 | - |
| 1,547 | 160 | 83 | 77 | 9,333 | 8,192 | 1,141 | 109 | 62 | 47 |
| 649 | 82 | 42 | 40 | 4,169 | 3,709 | 460 | 62 | 42 | 20 |
| 898 | 78 | 41 | 37 | 5,164 | 4,483 | 681 | 47 | 20 | 27 |
| 137 | 27 | 10 | 17 | 597 | 508 | 89 | 20 | 10 | 10 |
| 50 | 11 | 6 | 5 | 271 | 230 | 41 | 12 | 6 | 6 |
| 87 | 16 | 4 | 12 | 326 | 278 | 48 | 8 | 4 | 4 |
| 109 | 17 | 10 | 7 | 577 | 504 | 73 | 15 | 7 | 8 |
| 43 | 9 | 6 | 3 | 251 | 220 | 31 | 7 | 5 | 2 |
| 66 | 8 | 4 | 4 | 326 | 284 | 42 | 8 | 2 | 6 |
| 72 | 5 | 3 | 2 | 582 | 517 | 65 | 6 | 4 | 2 |
| 27 | 1 | - | 1 | 247 | 226 | 21 | 3 | 3 | - |
| 45 | 4 | 3 | 1 | 335 | 291 | 44 | 3 | 1 | 2 |
| 145 | 27 | 17 | 10 | 741 | 616 | 125 | 22 | 16 | 6 |
| 63 | 15 | 9 | 6 | 323 | 270 | 53 | 15 | 11 | 4 |
| 82 | 12 | 8 | 4 | 418 | 346 | 72 | 7 | 5 | 2 |
| 108 | 15 | 8 | 7 | 759 | 681 | 78 | 6 | 3 | 3 |
| 44 | 11 | 6 | 5 | 346 | 318 | 28 | 4 | 2 | 2 |
| 64 | 4 | 2 | 2 | 413 | 363 | 50 | 2 | 1 | 1 |
| 106 | 11 | 4 | 7 | 753 | 683 | 70 | 7 | 3 | 4 |
| 47 | 6 | 1 | 5 | 340 | 312 | 28 | 4 | 3 | 1 |
| 59 | 5 | 3 | 2 | 413 | 371 | 42 | 3 | - | 3 |
| 126 | 16 | 7 | 9 | 749 | 674 | 75 | 8 | 3 | 5 |
| 46 | 7 | 3 | 4 | 337 | 310 | 27 | 4 | 2 | 2 |
| 80 | 9 | 4 | 5 | 412 | 364 | 48 | 4 | 1 | 3 |
| 20 | 3 | 3 | - | 97 | 81 | 16 | 4 | 2 | 2 |
| 6 | 2 | 2 | - | 33 | 29 | 4 | 1 | 1 | - |
| 14 | 1 | 1 | - | 64 | 52 | 12 | 3 | 1 | 2 |

Note) Based on Resident Registration Address

제 I -13 표

Table I -13

Ü Ü

Results of Mental Examinations in General Health

| Division | | XTotala | | | | | | | |
|-------------------------|-----|---------------------|--------|-------|------------------------|-----|-----|--------|--------|
| | | 1st screening testa | | | 2nd confirmative testa | | | | |
| | | i | | j | | | | i | |
| Dangjin-si | S.T | 1,833 | 1,677 | 156 | 2 | - | 2 | 1,085 | 992 |
| | M | 855 | 787 | 68 | 1 | - | 1 | 502 | 460 |
| | F | 978 | 890 | 88 | 1 | - | 1 | 583 | 532 |
| Geumsan-gun | S.T | 1,148 | 946 | 202 | 11 | 6 | 5 | 675 | 554 |
| | M | 509 | 430 | 79 | 4 | 1 | 3 | 303 | 253 |
| | F | 639 | 516 | 123 | 7 | 5 | 2 | 372 | 301 |
| Buyeo-gun | S.T | 1,519 | 1,395 | 124 | 12 | 7 | 5 | 865 | 799 |
| | M | 674 | 616 | 58 | 8 | 4 | 4 | 396 | 361 |
| | F | 845 | 779 | 66 | 4 | 3 | 1 | 469 | 438 |
| Seocheon-gun | S.T | 1,256 | 1,193 | 63 | 11 | 6 | 5 | 726 | 693 |
| | M | 556 | 530 | 26 | 6 | 3 | 3 | 318 | 303 |
| | F | 700 | 663 | 37 | 5 | 3 | 2 | 408 | 390 |
| Cheongyang-gun | S.T | 811 | 596 | 215 | 3 | 1 | 2 | 446 | 327 |
| | M | 356 | 283 | 73 | 1 | 1 | - | 192 | 151 |
| | F | 455 | 313 | 142 | 2 | - | 2 | 254 | 176 |
| Hongseong-gun | S.T | 1,500 | 1,447 | 53 | 3 | 3 | - | 856 | 823 |
| | M | 650 | 624 | 26 | 1 | 1 | - | 367 | 351 |
| | F | 850 | 823 | 27 | 2 | 2 | - | 489 | 472 |
| Yesan-gun | S.T | 1,560 | 1,322 | 238 | 12 | 9 | 3 | 928 | 798 |
| | M | 707 | 595 | 112 | 7 | 5 | 2 | 421 | 361 |
| | F | 853 | 727 | 126 | 5 | 4 | 1 | 507 | 437 |
| Taeon-gun | S.T | 1,149 | 926 | 223 | 6 | 3 | 3 | 717 | 588 |
| | M | 544 | 436 | 108 | 4 | 3 | 1 | 331 | 267 |
| | F | 605 | 490 | 115 | 2 | - | 2 | 386 | 321 |
| Jeonbuk | S.T | 23,227 | 21,166 | 2,061 | 466 | 289 | 177 | 14,582 | 13,291 |
| | M | 10,162 | 9,273 | 889 | 241 | 156 | 85 | 6,326 | 5,773 |
| | F | 13,065 | 11,893 | 1,172 | 225 | 133 | 92 | 8,256 | 7,518 |
| Jeonju-si Wansan-gu | S.T | 2,895 | 2,507 | 388 | 125 | 86 | 39 | 1,896 | 1,641 |
| | M | 1,279 | 1,121 | 158 | 61 | 42 | 19 | 836 | 727 |
| | F | 1,616 | 1,386 | 230 | 64 | 44 | 20 | 1,060 | 914 |
| Jeonju-si Deokjin-gu | S.T | 2,617 | 2,244 | 373 | 111 | 70 | 41 | 1,718 | 1,469 |
| | M | 1,232 | 1,064 | 168 | 60 | 40 | 20 | 812 | 696 |
| | F | 1,385 | 1,180 | 205 | 51 | 30 | 21 | 906 | 773 |
| Gunsan-si | S.T | 2,477 | 2,293 | 184 | 42 | 28 | 14 | 1,652 | 1,529 |
| | M | 1,134 | 1,051 | 83 | 21 | 14 | 7 | 757 | 706 |
| | F | 1,343 | 1,242 | 101 | 21 | 14 | 7 | 895 | 823 |
| Iksan-si | S.T | 3,133 | 2,934 | 199 | 53 | 31 | 22 | 1,986 | 1,877 |
| | M | 1,355 | 1,271 | 84 | 26 | 17 | 9 | 876 | 828 |
| | F | 1,778 | 1,663 | 115 | 27 | 14 | 13 | 1,110 | 1,049 |
| Jeongeup-si | S.T | 2,043 | 1,875 | 168 | 31 | 16 | 15 | 1,261 | 1,151 |
| | M | 898 | 821 | 77 | 17 | 10 | 7 | 530 | 483 |
| | F | 1,145 | 1,054 | 91 | 14 | 6 | 8 | 731 | 668 |

aX X X X X (List of Key English Terminology)
 XXXX (Total)X (No specific findings)X
 XXXX (Impairment of cognitive functions)

(Requires additional secondary diagnosis)

Screening by District and Gender (Cognitive Dysfunctions) <Cont'd>

XX a
(Unit : Person)

| oh XAge 70) | | | | ol XAge 74) | | | | | |
|------------------------|------------|------------|------------|---------------------|--------------|------------|------------------------|-----------|-----------|
| 2nd confirmative testa | | | | 1st screening testa | | | 2nd confirmative testa | | |
| j | | | | i | | j | | | |
| 93 | 1 | - | 1 | 748 | 685 | 63 | 1 | - | 1 |
| 42 | 1 | - | 1 | 353 | 327 | 26 | - | - | - |
| 51 | - | - | - | 395 | 358 | 37 | 1 | - | 1 |
| 121 | 8 | 4 | 4 | 473 | 392 | 81 | 3 | 2 | 1 |
| 50 | 3 | 1 | 2 | 206 | 177 | 29 | 1 | - | 1 |
| 71 | 5 | 3 | 2 | 267 | 215 | 52 | 2 | 2 | - |
| 66 | 8 | 4 | 4 | 654 | 596 | 58 | 4 | 3 | 1 |
| 35 | 5 | 2 | 3 | 278 | 255 | 23 | 3 | 2 | 1 |
| 31 | 3 | 2 | 1 | 376 | 341 | 35 | 1 | 1 | - |
| 33 | 9 | 5 | 4 | 530 | 500 | 30 | 2 | 1 | 1 |
| 15 | 5 | 2 | 3 | 238 | 227 | 11 | 1 | 1 | - |
| 18 | 4 | 3 | 1 | 292 | 273 | 19 | 1 | - | 1 |
| 119 | 2 | - | 2 | 365 | 269 | 96 | 1 | 1 | - |
| 41 | - | - | - | 164 | 132 | 32 | 1 | 1 | - |
| 78 | 2 | - | 2 | 201 | 137 | 64 | - | - | - |
| 33 | 3 | 3 | - | 644 | 624 | 20 | - | - | - |
| 16 | 1 | 1 | - | 283 | 273 | 10 | - | - | - |
| 17 | 2 | 2 | - | 361 | 351 | 10 | - | - | - |
| 130 | 5 | 4 | 1 | 632 | 524 | 108 | 7 | 5 | 2 |
| 60 | 3 | 2 | 1 | 286 | 234 | 52 | 4 | 3 | 1 |
| 70 | 2 | 2 | - | 346 | 290 | 56 | 3 | 2 | 1 |
| 129 | 3 | 1 | 2 | 432 | 338 | 94 | 3 | 2 | 1 |
| 64 | 2 | 1 | 1 | 213 | 169 | 44 | 2 | 2 | - |
| 65 | 1 | - | 1 | 219 | 169 | 50 | 1 | - | 1 |
| 1,291 | 335 | 216 | 119 | 8,645 | 7,875 | 770 | 131 | 73 | 58 |
| 553 | 162 | 107 | 55 | 3,836 | 3,500 | 336 | 79 | 49 | 30 |
| 738 | 173 | 109 | 64 | 4,809 | 4,375 | 434 | 52 | 24 | 28 |
| 255 | 89 | 65 | 24 | 999 | 866 | 133 | 36 | 21 | 15 |
| 109 | 40 | 28 | 12 | 443 | 394 | 49 | 21 | 14 | 7 |
| 146 | 49 | 37 | 12 | 556 | 472 | 84 | 15 | 7 | 8 |
| 249 | 83 | 52 | 31 | 899 | 775 | 124 | 28 | 18 | 10 |
| 116 | 45 | 28 | 17 | 420 | 368 | 52 | 15 | 12 | 3 |
| 133 | 38 | 24 | 14 | 479 | 407 | 72 | 13 | 6 | 7 |
| 123 | 31 | 21 | 10 | 825 | 764 | 61 | 11 | 7 | 4 |
| 51 | 14 | 11 | 3 | 377 | 345 | 32 | 7 | 3 | 4 |
| 72 | 17 | 10 | 7 | 448 | 419 | 29 | 4 | 4 | - |
| 109 | 34 | 22 | 12 | 1,147 | 1,057 | 90 | 19 | 9 | 10 |
| 48 | 15 | 11 | 4 | 479 | 443 | 36 | 11 | 6 | 5 |
| 61 | 19 | 11 | 8 | 668 | 614 | 54 | 8 | 3 | 5 |
| 110 | 24 | 12 | 12 | 782 | 724 | 58 | 7 | 4 | 3 |
| 47 | 11 | 6 | 5 | 368 | 338 | 30 | 6 | 4 | 2 |
| 63 | 13 | 6 | 7 | 414 | 386 | 28 | 1 | - | 1 |

Note) Based on Resident Registration Address

제 I -13 표

Table I -13

Ü Ü

Results of Mental Examinations in General Health

| Division | | XTotala | | | | | | | |
|--------------|-----|---------------------|--------|-------|------------------------|-----|----|--------|--------|
| | | 1st screening testa | | | 2nd confirmative testa | | | | |
| | | i | | j | | | | i | |
| Namwon-si | S.T | 1,447 | 1,420 | 27 | 4 | — | 4 | 914 | 896 |
| | M | 593 | 585 | 8 | 2 | — | 2 | 350 | 346 |
| | F | 854 | 835 | 19 | 2 | — | 2 | 564 | 550 |
| Gimje-si | S.T | 1,605 | 1,478 | 127 | 28 | 21 | 7 | 1,009 | 936 |
| | M | 706 | 654 | 52 | 15 | 13 | 2 | 454 | 425 |
| | F | 899 | 824 | 75 | 13 | 8 | 5 | 555 | 511 |
| Wanju-gun | S.T | 1,310 | 1,166 | 144 | 26 | 17 | 9 | 802 | 709 |
| | M | 582 | 513 | 69 | 14 | 10 | 4 | 353 | 306 |
| | F | 728 | 653 | 75 | 12 | 7 | 5 | 449 | 403 |
| Jinan-gun | S.T | 644 | 614 | 30 | 7 | 4 | 3 | 374 | 353 |
| | M | 293 | 278 | 15 | 5 | 3 | 2 | 176 | 167 |
| | F | 351 | 336 | 15 | 2 | 1 | 1 | 198 | 186 |
| Muju-gun | S.T | 639 | 609 | 30 | 1 | — | 1 | 377 | 363 |
| | M | 276 | 260 | 16 | — | — | — | 150 | 144 |
| | F | 363 | 349 | 14 | 1 | — | 1 | 227 | 219 |
| Jangsu-gun | S.T | 575 | 511 | 64 | 1 | — | 1 | 336 | 301 |
| | M | 215 | 192 | 23 | 1 | — | 1 | 119 | 107 |
| | F | 360 | 319 | 41 | — | — | — | 217 | 194 |
| Imsil-gun | S.T | 817 | 707 | 110 | 9 | 3 | 6 | 479 | 421 |
| | M | 357 | 317 | 40 | 3 | — | 3 | 199 | 183 |
| | F | 460 | 390 | 70 | 6 | 3 | 3 | 280 | 238 |
| Sunchang-gun | S.T | 720 | 681 | 39 | 12 | 6 | 6 | 412 | 389 |
| | M | 257 | 242 | 15 | 7 | 2 | 5 | 134 | 126 |
| | F | 463 | 439 | 24 | 5 | 4 | 1 | 278 | 263 |
| Gochang-gun | S.T | 1,167 | 1,105 | 62 | 6 | 2 | 4 | 682 | 648 |
| | M | 490 | 461 | 29 | 3 | 2 | 1 | 280 | 263 |
| | F | 677 | 644 | 33 | 3 | — | 3 | 402 | 385 |
| Buan-gun | S.T | 1,138 | 1,022 | 116 | 10 | 5 | 5 | 684 | 608 |
| | M | 495 | 443 | 52 | 6 | 3 | 3 | 300 | 266 |
| | F | 643 | 579 | 64 | 4 | 2 | 2 | 384 | 342 |
| Jeonnam | S.T | 28,295 | 26,600 | 1,695 | 199 | 109 | 90 | 17,070 | 16,115 |
| | M | 12,087 | 11,423 | 664 | 86 | 51 | 35 | 7,410 | 7,037 |
| | F | 16,208 | 15,177 | 1,031 | 113 | 58 | 55 | 9,660 | 9,078 |
| Mokpo-si | S.T | 2,127 | 2,066 | 61 | 6 | 5 | 1 | 1,384 | 1,349 |
| | M | 906 | 880 | 26 | 1 | 1 | — | 608 | 590 |
| | F | 1,221 | 1,186 | 35 | 5 | 4 | 1 | 776 | 759 |
| Yeosu-si | S.T | 2,829 | 2,607 | 222 | 75 | 40 | 35 | 1,862 | 1,718 |
| | M | 1,324 | 1,235 | 89 | 25 | 13 | 12 | 872 | 813 |
| | F | 1,505 | 1,372 | 133 | 50 | 27 | 23 | 990 | 905 |
| Suncheon-si | S.T | 2,362 | 2,190 | 172 | 28 | 13 | 15 | 1,445 | 1,340 |
| | M | 981 | 928 | 53 | 12 | 6 | 6 | 610 | 579 |
| | F | 1,381 | 1,262 | 119 | 16 | 7 | 9 | 835 | 761 |

aX X X X (List of Key English Terminology)
 XXXX (Total)
 XXXX (Impairment of cognitive functions)

(Requires additional secondary diagnosis)

Screening by District and Gender (Cognitive Dysfunctions) <Cont'd>

XX a
(Unit : Person)

| oh XAge 70) | | | | ol XAge 74) | | | | | |
|-------------|------------|-------------------------|-----------|---------------|----------------------|------------|-----------|-------------------------|-----------|
| α "Xl 'µa | j | `2nd confirmative testa | | i | `1st screening testa | | j | `2nd confirmative testa | |
| j | | | | | | j | | | |
| 18 | 3 | - | 3 | 533 | 524 | 9 | 1 | - | 1 |
| 4 | 1 | - | 1 | 243 | 239 | 4 | 1 | - | 1 |
| 14 | 2 | - | 2 | 290 | 285 | 5 | - | - | - |
| 73 | 21 | 16 | 5 | 596 | 542 | 54 | 7 | 5 | 2 |
| 29 | 8 | 8 | - | 252 | 229 | 23 | 7 | 5 | 2 |
| 44 | 13 | 8 | 5 | 344 | 313 | 31 | - | - | - |
| 93 | 23 | 15 | 8 | 508 | 457 | 51 | 3 | 2 | 1 |
| 47 | 12 | 9 | 3 | 229 | 207 | 22 | 2 | 1 | 1 |
| 46 | 11 | 6 | 5 | 279 | 250 | 29 | 1 | 1 | - |
| 21 | 5 | 3 | 2 | 270 | 261 | 9 | 2 | 1 | 1 |
| 9 | 3 | 2 | 1 | 117 | 111 | 6 | 2 | 1 | 1 |
| 12 | 2 | 1 | 1 | 153 | 150 | 3 | - | - | - |
| 14 | 1 | - | 1 | 262 | 246 | 16 | - | - | - |
| 6 | - | - | - | 126 | 116 | 10 | - | - | - |
| 8 | 1 | - | 1 | 136 | 130 | 6 | - | - | - |
| 35 | - | - | - | 239 | 210 | 29 | 1 | - | 1 |
| 12 | - | - | - | 96 | 85 | 11 | 1 | - | 1 |
| 23 | - | - | - | 143 | 125 | 18 | - | - | - |
| 58 | 7 | 3 | 4 | 338 | 286 | 52 | 2 | - | 2 |
| 16 | 3 | - | 3 | 158 | 134 | 24 | - | - | - |
| 42 | 4 | 3 | 1 | 180 | 152 | 28 | 2 | - | 2 |
| 23 | 5 | 2 | 3 | 308 | 292 | 16 | 7 | 4 | 3 |
| 8 | 4 | 1 | 3 | 123 | 116 | 7 | 3 | 1 | 2 |
| 15 | 1 | 1 | - | 185 | 176 | 9 | 4 | 3 | 1 |
| 34 | 3 | 1 | 2 | 485 | 457 | 28 | 3 | 1 | 2 |
| 17 | 2 | 1 | 1 | 210 | 198 | 12 | 1 | 1 | - |
| 17 | 1 | - | 1 | 275 | 259 | 16 | 2 | - | 2 |
| 76 | 6 | 4 | 2 | 454 | 414 | 40 | 4 | 1 | 3 |
| 34 | 4 | 2 | 2 | 195 | 177 | 18 | 2 | 1 | 1 |
| 42 | 2 | 2 | - | 259 | 237 | 22 | 2 | - | 2 |
| 955 | 129 | 78 | 51 | 11,225 | 10,485 | 740 | 70 | 31 | 39 |
| 373 | 56 | 37 | 19 | 4,677 | 4,386 | 291 | 30 | 14 | 16 |
| 582 | 73 | 41 | 32 | 6,548 | 6,099 | 449 | 40 | 17 | 23 |
| 35 | 4 | 4 | - | 743 | 717 | 26 | 2 | 1 | 1 |
| 18 | 1 | 1 | - | 298 | 290 | 8 | - | - | - |
| 17 | 3 | 3 | - | 445 | 427 | 18 | 2 | 1 | 1 |
| 144 | 50 | 27 | 23 | 967 | 889 | 78 | 25 | 13 | 12 |
| 59 | 17 | 9 | 8 | 452 | 422 | 30 | 8 | 4 | 4 |
| 85 | 33 | 18 | 15 | 515 | 467 | 48 | 17 | 9 | 8 |
| 105 | 20 | 11 | 9 | 917 | 850 | 67 | 8 | 2 | 6 |
| 31 | 8 | 5 | 3 | 371 | 349 | 22 | 4 | 1 | 3 |
| 74 | 12 | 6 | 6 | 546 | 501 | 45 | 4 | 1 | 3 |

Note) Based on Resident Registration Address

제 I -13 표

Table I -13

Ü Ü

Results of Mental Examinations in General Health

| Division | | XTotala | | | | | | i j | |
|---------------|-----|---------------------|-------|-----|------------------------|---|---|-------|-----|
| | | 1st screening testa | | | 2nd confirmative testa | | | | |
| | | | | j | | | | | |
| Naju-si | S.T | 1,550 | 1,479 | 71 | 5 | 4 | 1 | 941 | 900 |
| | M | 633 | 602 | 31 | 2 | 2 | - | 395 | 378 |
| | F | 917 | 877 | 40 | 3 | 2 | 1 | 546 | 522 |
| Gwangyang-si | S.T | 1,024 | 912 | 112 | 5 | 5 | - | 605 | 550 |
| | M | 428 | 388 | 40 | 3 | 3 | - | 248 | 229 |
| | F | 596 | 524 | 72 | 2 | 2 | - | 357 | 321 |
| Damyang-gun | S.T | 966 | 919 | 47 | 1 | 1 | - | 591 | 565 |
| | M | 422 | 397 | 25 | 1 | 1 | - | 262 | 247 |
| | F | 544 | 522 | 22 | - | - | - | 329 | 318 |
| Gokseong-gun | S.T | 789 | 755 | 34 | 2 | 2 | - | 459 | 435 |
| | M | 327 | 308 | 19 | 2 | 2 | - | 190 | 176 |
| | F | 462 | 447 | 15 | - | - | - | 269 | 259 |
| Gurye-gun | S.T | 644 | 615 | 29 | - | - | - | 387 | 368 |
| | M | 259 | 249 | 10 | - | - | - | 152 | 146 |
| | F | 385 | 366 | 19 | - | - | - | 235 | 222 |
| Goheung-gun | S.T | 1,649 | 1,562 | 87 | 3 | 1 | 2 | 1,028 | 975 |
| | M | 725 | 695 | 30 | 2 | 1 | 1 | 462 | 441 |
| | F | 924 | 867 | 57 | 1 | - | 1 | 566 | 534 |
| Boseong-gun | S.T | 1,203 | 1,149 | 54 | 6 | 2 | 4 | 703 | 667 |
| | M | 499 | 475 | 24 | 3 | 1 | 2 | 290 | 276 |
| | F | 704 | 674 | 30 | 3 | 1 | 2 | 413 | 391 |
| Hwasun-gun | S.T | 1,171 | 1,101 | 70 | 6 | 3 | 3 | 705 | 666 |
| | M | 460 | 436 | 24 | 3 | 2 | 1 | 290 | 277 |
| | F | 711 | 665 | 46 | 3 | 1 | 2 | 415 | 389 |
| Jangheung-gun | S.T | 861 | 799 | 62 | 2 | 1 | 1 | 477 | 448 |
| | M | 367 | 347 | 20 | 1 | 1 | - | 197 | 188 |
| | F | 494 | 452 | 42 | 1 | - | 1 | 280 | 260 |
| Gangjin-gun | S.T | 803 | 746 | 57 | 4 | 3 | 1 | 437 | 413 |
| | M | 330 | 312 | 18 | 1 | - | 1 | 179 | 172 |
| | F | 473 | 434 | 39 | 3 | 3 | - | 258 | 241 |
| Haenam-gun | S.T | 1,689 | 1,639 | 50 | 3 | 2 | 1 | 999 | 973 |
| | M | 697 | 680 | 17 | 1 | - | 1 | 417 | 409 |
| | F | 992 | 959 | 33 | 2 | 2 | - | 582 | 564 |
| Yeongam-gun | S.T | 1,108 | 1,050 | 58 | 1 | 1 | - | 630 | 612 |
| | M | 467 | 442 | 25 | 1 | 1 | - | 278 | 268 |
| | F | 641 | 608 | 33 | - | - | - | 352 | 344 |
| Muan-gun | S.T | 1,268 | 1,204 | 64 | - | - | - | 756 | 721 |
| | M | 524 | 495 | 29 | - | - | - | 323 | 305 |
| | F | 744 | 709 | 35 | - | - | - | 433 | 416 |
| Hampyeong-gun | S.T | 902 | 771 | 131 | 8 | 4 | 4 | 524 | 451 |
| | M | 395 | 335 | 60 | 5 | 4 | 1 | 244 | 209 |
| | F | 507 | 436 | 71 | 3 | - | 3 | 280 | 242 |

aX X X X X (List of Key English Terminology)
 XXXX (Total)X (No specific findings)
 XXXX (Impairment of cognitive functions)

(Requires additional secondary diagnosis)

Screening by District and Gender (Cognitive Dysfunctions) <Cont'd>

XX a
(Unit : Person)

| oh XAge 70) | | | | ol XAge 74) | | | | | |
|-------------|---|-------------------------|---|-------------|----------------------|----|---|-------------------------|---|
| α " Xi ' μa | j | `2nd confirmative testa | | i | `1st screening testa | | j | `2nd confirmative testa | |
| j | | | | | | j | | | |
| 41 | 2 | 1 | 1 | 609 | 579 | 30 | 3 | 3 | - |
| 17 | - | - | - | 238 | 224 | 14 | 2 | 2 | - |
| 24 | 2 | 1 | 1 | 371 | 355 | 16 | 1 | 1 | - |
| 55 | 3 | 3 | - | 419 | 362 | 57 | 2 | 2 | - |
| 19 | 2 | 2 | - | 180 | 159 | 21 | 1 | 1 | - |
| 36 | 1 | 1 | - | 239 | 203 | 36 | 1 | 1 | - |
| 26 | 1 | 1 | - | 375 | 354 | 21 | - | - | - |
| 15 | 1 | 1 | - | 160 | 150 | 10 | - | - | - |
| 11 | - | - | - | 215 | 204 | 11 | - | - | - |
| 24 | 2 | 2 | - | 330 | 320 | 10 | - | - | - |
| 14 | 2 | 2 | - | 137 | 132 | 5 | - | - | - |
| 10 | - | - | - | 193 | 188 | 5 | - | - | - |
| 19 | - | - | - | 257 | 247 | 10 | - | - | - |
| 6 | - | - | - | 107 | 103 | 4 | - | - | - |
| 13 | - | - | - | 150 | 144 | 6 | - | - | - |
| 53 | 2 | 1 | 1 | 621 | 587 | 34 | 1 | - | 1 |
| 21 | 1 | 1 | - | 263 | 254 | 9 | 1 | - | 1 |
| 32 | 1 | - | 1 | 358 | 333 | 25 | - | - | - |
| 36 | 4 | 2 | 2 | 500 | 482 | 18 | 2 | - | 2 |
| 14 | 2 | 1 | 1 | 209 | 199 | 10 | 1 | - | 1 |
| 22 | 2 | 1 | 1 | 291 | 283 | 8 | 1 | - | 1 |
| 39 | 3 | 3 | - | 466 | 435 | 31 | 3 | - | 3 |
| 13 | 2 | 2 | - | 170 | 159 | 11 | 1 | - | 1 |
| 26 | 1 | 1 | - | 296 | 276 | 20 | 2 | - | 2 |
| 29 | 1 | - | 1 | 384 | 351 | 33 | 1 | 1 | - |
| 9 | - | - | - | 170 | 159 | 11 | 1 | 1 | - |
| 20 | 1 | - | 1 | 214 | 192 | 22 | - | - | - |
| 24 | 2 | 2 | - | 366 | 333 | 33 | 2 | 1 | 1 |
| 7 | - | - | - | 151 | 140 | 11 | 1 | - | 1 |
| 17 | 2 | 2 | - | 215 | 193 | 22 | 1 | 1 | - |
| 26 | 2 | 1 | 1 | 690 | 666 | 24 | 1 | 1 | - |
| 8 | 1 | - | 1 | 280 | 271 | 9 | - | - | - |
| 18 | 1 | 1 | - | 410 | 395 | 15 | 1 | 1 | - |
| 18 | 1 | 1 | - | 478 | 438 | 40 | - | - | - |
| 10 | 1 | 1 | - | 189 | 174 | 15 | - | - | - |
| 8 | - | - | - | 289 | 264 | 25 | - | - | - |
| 35 | - | - | - | 512 | 483 | 29 | - | - | - |
| 18 | - | - | - | 201 | 190 | 11 | - | - | - |
| 17 | - | - | - | 311 | 293 | 18 | - | - | - |
| 73 | 3 | 2 | 1 | 378 | 320 | 58 | 5 | 2 | 3 |
| 35 | 2 | 2 | - | 151 | 126 | 25 | 3 | 2 | 1 |
| 38 | 1 | - | 1 | 227 | 194 | 33 | 2 | - | 2 |

Note) Based on Resident Registration Address

제 I -13 표

Table I -13

Ü Ü

Results of Mental Examinations in General Health

| Division | | XTotala | | | | | | i | |
|---------------------|-----|---------------------|--------|-------|------------------------|-----|-----|--------|--------|
| | | 1st screening testa | | | 2nd confirmative testa | | | | |
| | | i | j | j | i | j | j | i | j |
| Yeonggwang-gun | S.T | 1,123 | 1,060 | 63 | 15 | 5 | 10 | 684 | 649 |
| | M | 489 | 466 | 23 | 8 | 2 | 6 | 296 | 285 |
| | F | 634 | 594 | 40 | 7 | 3 | 4 | 388 | 364 |
| Jangseong-gun | S.T | 1,041 | 976 | 65 | 9 | 4 | 5 | 582 | 547 |
| | M | 447 | 422 | 25 | 7 | 3 | 4 | 253 | 241 |
| | F | 594 | 554 | 40 | 2 | 1 | 1 | 329 | 306 |
| Wando-gun | S.T | 1,216 | 1,133 | 83 | - | - | - | 711 | 666 |
| | M | 579 | 541 | 38 | - | - | - | 344 | 327 |
| | F | 637 | 592 | 45 | - | - | - | 367 | 339 |
| Jindo-gun | S.T | 836 | 803 | 33 | - | - | - | 485 | 470 |
| | M | 322 | 311 | 11 | - | - | - | 194 | 192 |
| | F | 514 | 492 | 22 | - | - | - | 291 | 278 |
| Sinan-gun | S.T | 1,134 | 1,064 | 70 | 20 | 13 | 7 | 675 | 632 |
| | M | 506 | 479 | 27 | 8 | 8 | - | 306 | 289 |
| | F | 628 | 585 | 43 | 12 | 5 | 7 | 369 | 343 |
| Gyeongbuk | S.T | 33,639 | 30,613 | 3,026 | 570 | 371 | 199 | 20,336 | 18,598 |
| | M | 14,711 | 13,509 | 1,202 | 253 | 166 | 87 | 8,949 | 8,247 |
| | F | 18,928 | 17,104 | 1,824 | 317 | 205 | 112 | 11,387 | 10,351 |
| Pohang-si Nam-gu | S.T | 1,802 | 1,663 | 139 | 55 | 14 | 41 | 1,198 | 1,097 |
| | M | 863 | 803 | 60 | 28 | 7 | 21 | 600 | 558 |
| | F | 939 | 860 | 79 | 27 | 7 | 20 | 598 | 539 |
| Pohang-si Buk-gu | S.T | 2,017 | 1,818 | 199 | 76 | 61 | 15 | 1,278 | 1,162 |
| | M | 908 | 830 | 78 | 28 | 21 | 7 | 583 | 539 |
| | F | 1,109 | 988 | 121 | 48 | 40 | 8 | 695 | 623 |
| Gyeongju-si | S.T | 3,256 | 3,042 | 214 | 45 | 30 | 15 | 2,070 | 1,938 |
| | M | 1,421 | 1,333 | 88 | 15 | 11 | 4 | 933 | 873 |
| | F | 1,835 | 1,709 | 126 | 30 | 19 | 11 | 1,137 | 1,065 |
| Gimcheon-si | S.T | 1,876 | 1,769 | 107 | 29 | 24 | 5 | 1,068 | 1,009 |
| | M | 785 | 740 | 45 | 13 | 12 | 1 | 435 | 412 |
| | F | 1,091 | 1,029 | 62 | 16 | 12 | 4 | 633 | 597 |
| Andong-si | S.T | 2,578 | 2,399 | 179 | 10 | 4 | 6 | 1,618 | 1,513 |
| | M | 1,156 | 1,072 | 84 | 7 | 3 | 4 | 726 | 675 |
| | F | 1,422 | 1,327 | 95 | 3 | 1 | 2 | 892 | 838 |
| Gumi-si | S.T | 1,936 | 1,712 | 224 | 99 | 69 | 30 | 1,183 | 1,043 |
| | M | 820 | 735 | 85 | 40 | 30 | 10 | 497 | 451 |
| | F | 1,116 | 977 | 139 | 59 | 39 | 20 | 686 | 592 |
| Yeongju-si | S.T | 1,755 | 1,627 | 128 | 17 | 9 | 8 | 1,057 | 976 |
| | M | 781 | 734 | 47 | 6 | 4 | 2 | 466 | 433 |
| | F | 974 | 893 | 81 | 11 | 5 | 6 | 591 | 543 |
| Yeongcheon-si | S.T | 1,736 | 1,536 | 200 | 26 | 17 | 9 | 1,069 | 949 |
| | M | 748 | 658 | 90 | 15 | 9 | 6 | 452 | 399 |
| | F | 988 | 878 | 110 | 11 | 8 | 3 | 617 | 550 |

aX X X X (List of Key English Terminology)
 XXXX (Total)X (No specific findings)X
 XXXX (Impairment of cognitive functions)

(Requires additional secondary diagnosis)

Screening by District and Gender (Cognitive Dysfunctions) <Cont'd>

XX a
(Unit : Person)

| oh XAge 70) | | | | ol XAge 74) | | | | | |
|------------------------|------------|------------|------------|---------------------|---------------|--------------|------------------------|------------|-----------|
| 2nd confirmative testa | | | | 1st screening testa | | | 2nd confirmative testa | | |
| j | | | | i | | j | | | |
| 35 | 9 | 3 | 6 | 439 | 411 | 28 | 6 | 2 | 4 |
| 11 | 5 | 1 | 4 | 193 | 181 | 12 | 3 | 1 | 2 |
| 24 | 4 | 2 | 2 | 246 | 230 | 16 | 3 | 1 | 2 |
| 35 | 5 | 3 | 2 | 459 | 429 | 30 | 4 | 1 | 3 |
| 12 | 5 | 3 | 2 | 194 | 181 | 13 | 2 | - | 2 |
| 23 | - | - | - | 265 | 248 | 17 | 2 | 1 | 1 |
| 45 | - | - | - | 505 | 467 | 38 | - | - | - |
| 17 | - | - | - | 235 | 214 | 21 | - | - | - |
| 28 | - | - | - | 270 | 253 | 17 | - | - | - |
| 15 | - | - | - | 351 | 333 | 18 | - | - | - |
| 2 | - | - | - | 128 | 119 | 9 | - | - | - |
| 13 | - | - | - | 223 | 214 | 9 | - | - | - |
| 43 | 15 | 11 | 4 | 459 | 432 | 27 | 5 | 2 | 3 |
| 17 | 6 | 6 | - | 200 | 190 | 10 | 2 | 2 | - |
| 26 | 9 | 5 | 4 | 259 | 242 | 17 | 3 | - | 3 |
| 1,738 | 338 | 213 | 125 | 13,303 | 12,015 | 1,288 | 232 | 158 | 74 |
| 702 | 148 | 89 | 59 | 5,762 | 5,262 | 500 | 105 | 77 | 28 |
| 1,036 | 190 | 124 | 66 | 7,541 | 6,753 | 788 | 127 | 81 | 46 |
| 101 | 40 | 11 | 29 | 604 | 566 | 38 | 15 | 3 | 12 |
| 42 | 21 | 5 | 16 | 263 | 245 | 18 | 7 | 2 | 5 |
| 59 | 19 | 6 | 13 | 341 | 321 | 20 | 8 | 1 | 7 |
| 116 | 45 | 36 | 9 | 739 | 656 | 83 | 31 | 25 | 6 |
| 44 | 15 | 11 | 4 | 325 | 291 | 34 | 13 | 10 | 3 |
| 72 | 30 | 25 | 5 | 414 | 365 | 49 | 18 | 15 | 3 |
| 132 | 31 | 19 | 12 | 1,186 | 1,104 | 82 | 14 | 11 | 3 |
| 60 | 11 | 7 | 4 | 488 | 460 | 28 | 4 | 4 | - |
| 72 | 20 | 12 | 8 | 698 | 644 | 54 | 10 | 7 | 3 |
| 59 | 14 | 12 | 2 | 808 | 760 | 48 | 15 | 12 | 3 |
| 23 | 6 | 5 | 1 | 350 | 328 | 22 | 7 | 7 | - |
| 36 | 8 | 7 | 1 | 458 | 432 | 26 | 8 | 5 | 3 |
| 105 | 5 | 3 | 2 | 960 | 886 | 74 | 5 | 1 | 4 |
| 51 | 4 | 2 | 2 | 430 | 397 | 33 | 3 | 1 | 2 |
| 54 | 1 | 1 | - | 530 | 489 | 41 | 2 | - | 2 |
| 140 | 54 | 34 | 20 | 753 | 669 | 84 | 45 | 35 | 10 |
| 46 | 22 | 16 | 6 | 323 | 284 | 39 | 18 | 14 | 4 |
| 94 | 32 | 18 | 14 | 430 | 385 | 45 | 27 | 21 | 6 |
| 81 | 12 | 6 | 6 | 698 | 651 | 47 | 5 | 3 | 2 |
| 33 | 5 | 3 | 2 | 315 | 301 | 14 | 1 | 1 | - |
| 48 | 7 | 3 | 4 | 383 | 350 | 33 | 4 | 2 | 2 |
| 120 | 16 | 10 | 6 | 667 | 587 | 80 | 10 | 7 | 3 |
| 53 | 8 | 3 | 5 | 296 | 259 | 37 | 7 | 6 | 1 |
| 67 | 8 | 7 | 1 | 371 | 328 | 43 | 3 | 1 | 2 |

Note) Based on Resident Registration Address

제 I -13 표

Table I -13

Ü Ü

Results of Mental Examinations in General Health

| Division | | XTotala | | | | | | i j | |
|----------------|-----|---------------------|-------|-----|------------------------|----|----|-------|-------|
| | | 1st screening testa | | | 2nd confirmative testa | | | | |
| | | i | j | j | i | j | j | i | j |
| Sangju-si | S.T | 2,039 | 1,884 | 155 | 27 | 9 | 18 | 1,209 | 1,123 |
| | M | 875 | 804 | 71 | 18 | 7 | 11 | 505 | 466 |
| | F | 1,164 | 1,080 | 84 | 9 | 2 | 7 | 704 | 657 |
| Mungyeong-si | S.T | 1,429 | 1,260 | 169 | 21 | 12 | 9 | 839 | 755 |
| | M | 622 | 559 | 63 | 10 | 7 | 3 | 370 | 336 |
| | F | 807 | 701 | 106 | 11 | 5 | 6 | 469 | 419 |
| Gyeongsan-si | S.T | 2,267 | 2,058 | 209 | 53 | 33 | 20 | 1,418 | 1,292 |
| | M | 1,001 | 927 | 74 | 23 | 16 | 7 | 633 | 588 |
| | F | 1,266 | 1,131 | 135 | 30 | 17 | 13 | 785 | 704 |
| Gunwi-gun | S.T | 707 | 572 | 135 | 26 | 11 | 15 | 383 | 316 |
| | M | 313 | 261 | 52 | 12 | 6 | 6 | 173 | 147 |
| | F | 394 | 311 | 83 | 14 | 5 | 9 | 210 | 169 |
| Uiseong-gun | S.T | 1,616 | 1,427 | 189 | 3 | 2 | 1 | 947 | 853 |
| | M | 703 | 632 | 71 | 2 | 2 | - | 423 | 388 |
| | F | 913 | 795 | 118 | 1 | - | 1 | 524 | 465 |
| Cheongsong-gun | S.T | 692 | 636 | 56 | - | - | - | 402 | 376 |
| | M | 290 | 270 | 20 | - | - | - | 165 | 151 |
| | F | 402 | 366 | 36 | - | - | - | 237 | 225 |
| Yeongyang-gun | S.T | 520 | 480 | 40 | - | - | - | 322 | 293 |
| | M | 238 | 223 | 15 | - | - | - | 142 | 132 |
| | F | 282 | 257 | 25 | - | - | - | 180 | 161 |
| Yeongdeok-gun | S.T | 994 | 946 | 48 | - | - | - | 588 | 558 |
| | M | 427 | 412 | 15 | - | - | - | 246 | 234 |
| | F | 567 | 534 | 33 | - | - | - | 342 | 324 |
| Cheongdo-gun | S.T | 1,026 | 893 | 133 | 50 | 49 | 1 | 598 | 527 |
| | M | 448 | 385 | 63 | 22 | 22 | - | 269 | 236 |
| | F | 578 | 508 | 70 | 28 | 27 | 1 | 329 | 291 |
| Goryeong-gun | S.T | 597 | 558 | 39 | 2 | 2 | - | 337 | 315 |
| | M | 249 | 235 | 14 | - | - | - | 146 | 140 |
| | F | 348 | 323 | 25 | 2 | 2 | - | 191 | 175 |
| Seongju-gun | S.T | 897 | 828 | 69 | 3 | 1 | 2 | 493 | 459 |
| | M | 390 | 362 | 28 | 2 | 1 | 1 | 205 | 192 |
| | F | 507 | 466 | 41 | 1 | - | 1 | 288 | 267 |
| Chilgok-gun | S.T | 1,028 | 916 | 112 | 20 | 18 | 2 | 626 | 571 |
| | M | 392 | 358 | 34 | 9 | 7 | 2 | 246 | 228 |
| | F | 636 | 558 | 78 | 11 | 11 | - | 380 | 343 |
| Yecheon-gun | S.T | 1,228 | 1,113 | 115 | 2 | 2 | - | 712 | 652 |
| | M | 537 | 491 | 46 | 1 | 1 | - | 313 | 287 |
| | F | 691 | 622 | 69 | 1 | 1 | - | 399 | 365 |
| Bonghwa-gun | S.T | 800 | 751 | 49 | 4 | 2 | 2 | 448 | 412 |
| | M | 368 | 345 | 23 | 2 | - | 2 | 206 | 189 |
| | F | 432 | 406 | 26 | 2 | 2 | - | 242 | 223 |

aX X X X X (List of Key English Terminology)
 XXXX (Total)X (No specific findings)X
 XXXX (Impairment of cognitive functions)

(Requires additional secondary diagnosis)

Screening by District and Gender (Cognitive Dysfunctions) <Cont'd>

XX a
(Unit : Person)

| oh XAge 70) | | | | ol XAge 74) | | | | | |
|-------------|----|-------------------------|----|-------------|----------------------|----|----|-------------------------|---|
| α " Xi ' μa | j | `2nd confirmative testa | | i | `1st screening testa | | j | `2nd confirmative testa | |
| j | | | | | | j | | | |
| 86 | 19 | 7 | 12 | 830 | 761 | 69 | 8 | 2 | 6 |
| 39 | 13 | 5 | 8 | 370 | 338 | 32 | 5 | 2 | 3 |
| 47 | 6 | 2 | 4 | 460 | 423 | 37 | 3 | - | 3 |
| 84 | 13 | 9 | 4 | 590 | 505 | 85 | 8 | 3 | 5 |
| 34 | 7 | 5 | 2 | 252 | 223 | 29 | 3 | 2 | 1 |
| 50 | 6 | 4 | 2 | 338 | 282 | 56 | 5 | 1 | 4 |
| 126 | 31 | 18 | 13 | 849 | 766 | 83 | 22 | 15 | 7 |
| 45 | 11 | 7 | 4 | 368 | 339 | 29 | 12 | 9 | 3 |
| 81 | 20 | 11 | 9 | 481 | 427 | 54 | 10 | 6 | 4 |
| 67 | 13 | 6 | 7 | 324 | 256 | 68 | 13 | 5 | 8 |
| 26 | 6 | 3 | 3 | 140 | 114 | 26 | 6 | 3 | 3 |
| 41 | 7 | 3 | 4 | 184 | 142 | 42 | 7 | 2 | 5 |
| 94 | 2 | 2 | - | 669 | 574 | 95 | 1 | - | 1 |
| 35 | 2 | 2 | - | 280 | 244 | 36 | - | - | - |
| 59 | - | - | - | 389 | 330 | 59 | 1 | - | 1 |
| 26 | - | - | - | 290 | 260 | 30 | - | - | - |
| 14 | - | - | - | 125 | 119 | 6 | - | - | - |
| 12 | - | - | - | 165 | 141 | 24 | - | - | - |
| 29 | - | - | - | 198 | 187 | 11 | - | - | - |
| 10 | - | - | - | 96 | 91 | 5 | - | - | - |
| 19 | - | - | - | 102 | 96 | 6 | - | - | - |
| 30 | - | - | - | 406 | 388 | 18 | - | - | - |
| 12 | - | - | - | 181 | 178 | 3 | - | - | - |
| 18 | - | - | - | 225 | 210 | 15 | - | - | - |
| 71 | 26 | 26 | - | 428 | 366 | 62 | 24 | 23 | 1 |
| 33 | 11 | 11 | - | 179 | 149 | 30 | 11 | 11 | - |
| 38 | 15 | 15 | - | 249 | 217 | 32 | 13 | 12 | 1 |
| 22 | 2 | 2 | - | 260 | 243 | 17 | - | - | - |
| 6 | - | - | - | 103 | 95 | 8 | - | - | - |
| 16 | 2 | 2 | - | 157 | 148 | 9 | - | - | - |
| 34 | 3 | 1 | 2 | 404 | 369 | 35 | - | - | - |
| 13 | 2 | 1 | 1 | 185 | 170 | 15 | - | - | - |
| 21 | 1 | - | 1 | 219 | 199 | 20 | - | - | - |
| 55 | 7 | 7 | - | 402 | 345 | 57 | 13 | 11 | 2 |
| 18 | 3 | 3 | - | 146 | 130 | 16 | 6 | 4 | 2 |
| 37 | 4 | 4 | - | 256 | 215 | 41 | 7 | 7 | - |
| 60 | 1 | 1 | - | 516 | 461 | 55 | 1 | 1 | - |
| 26 | - | - | - | 224 | 204 | 20 | 1 | 1 | - |
| 34 | 1 | 1 | - | 292 | 257 | 35 | - | - | - |
| 36 | 2 | 1 | 1 | 352 | 339 | 13 | 2 | 1 | 1 |
| 17 | 1 | - | 1 | 162 | 156 | 6 | 1 | - | 1 |
| 19 | 1 | 1 | - | 190 | 183 | 7 | 1 | 1 | - |

Note) Based on Resident Registration Address

제 I -13 표

Table I -13

Ü Ü

Results of Mental Examinations in General Health

| Division | | XTotala | | | | | | i j | |
|-------------------------------|-----|---------------------|--------|-------|------------------------|-----|----|--------|--------|
| | | 1st screening testa | | | 2nd confirmative testa | | | | |
| | | i | j | j | i | j | j | i | j |
| Uljin-gun | S.T | 734 | 619 | 115 | 1 | 1 | - | 408 | 346 |
| | M | 324 | 289 | 35 | - | - | - | 181 | 160 |
| | F | 410 | 330 | 80 | 1 | 1 | - | 227 | 186 |
| Ulleung-gun | S.T | 109 | 106 | 3 | 1 | 1 | - | 65 | 63 |
| | M | 52 | 51 | 1 | - | - | - | 34 | 33 |
| | F | 57 | 55 | 2 | 1 | 1 | - | 31 | 30 |
| Gyeongnam | S.T | 26,148 | 24,038 | 2,110 | 210 | 120 | 90 | 15,930 | 14,650 |
| | M | 11,312 | 10,504 | 808 | 105 | 69 | 36 | 6,944 | 6,438 |
| | F | 14,836 | 13,534 | 1,302 | 105 | 51 | 54 | 8,986 | 8,212 |
| Changwon-si Uichang-gu | S.T | 1,345 | 1,226 | 119 | 27 | 15 | 12 | 862 | 788 |
| | M | 624 | 579 | 45 | 9 | 5 | 4 | 398 | 365 |
| | F | 721 | 647 | 74 | 18 | 10 | 8 | 464 | 423 |
| Changwon-si Seongsan-gu | S.T | 628 | 578 | 50 | 15 | 9 | 6 | 406 | 375 |
| | M | 301 | 279 | 22 | 7 | 5 | 2 | 198 | 184 |
| | F | 327 | 299 | 28 | 8 | 4 | 4 | 208 | 191 |
| Changwon-si Masanhappo-gu | S.T | 1,379 | 1,245 | 134 | 9 | 5 | 4 | 884 | 797 |
| | M | 660 | 603 | 57 | 8 | 5 | 3 | 421 | 385 |
| | F | 719 | 642 | 77 | 1 | - | 1 | 463 | 412 |
| Changwon-si MasanHoewon-gu | S.T | 1,338 | 1,184 | 154 | 23 | 16 | 7 | 861 | 751 |
| | M | 663 | 593 | 70 | 10 | 6 | 4 | 438 | 384 |
| | F | 675 | 591 | 84 | 13 | 10 | 3 | 423 | 367 |
| Changwon-si Jinhae-gu | S.T | 1,105 | 1,034 | 71 | 19 | 15 | 4 | 704 | 655 |
| | M | 520 | 488 | 32 | 11 | 10 | 1 | 329 | 309 |
| | F | 585 | 546 | 39 | 8 | 5 | 3 | 375 | 346 |
| Jinju-si | S.T | 2,538 | 2,347 | 191 | 18 | 7 | 11 | 1,567 | 1,456 |
| | M | 1,113 | 1,046 | 67 | 9 | 5 | 4 | 699 | 658 |
| | F | 1,425 | 1,301 | 124 | 9 | 2 | 7 | 868 | 798 |
| Tongyeong-si | S.T | 1,061 | 1,009 | 52 | 8 | 6 | 2 | 679 | 648 |
| | M | 465 | 441 | 24 | 4 | 3 | 1 | 297 | 281 |
| | F | 596 | 568 | 28 | 4 | 3 | 1 | 382 | 367 |
| Sacheon-si | S.T | 1,100 | 1,045 | 55 | 3 | 1 | 2 | 657 | 625 |
| | M | 448 | 427 | 21 | 1 | - | 1 | 280 | 268 |
| | F | 652 | 618 | 34 | 2 | 1 | 1 | 377 | 357 |
| Gimhae-si | S.T | 2,367 | 2,193 | 174 | 16 | 10 | 6 | 1,557 | 1,443 |
| | M | 1,016 | 954 | 62 | 9 | 7 | 2 | 683 | 640 |
| | F | 1,351 | 1,239 | 112 | 7 | 3 | 4 | 874 | 803 |
| Miryang-si | S.T | 1,494 | 1,356 | 138 | 6 | 2 | 4 | 906 | 819 |
| | M | 643 | 587 | 56 | 4 | 2 | 2 | 411 | 373 |
| | F | 851 | 769 | 82 | 2 | - | 2 | 495 | 446 |
| Geoje-si | S.T | 1,045 | 948 | 97 | 8 | 6 | 2 | 669 | 601 |
| | M | 462 | 429 | 33 | 6 | 4 | 2 | 291 | 274 |
| | F | 583 | 519 | 64 | 2 | 2 | - | 378 | 327 |

aX X X X (List of Key English Terminology)
 XXXX (Total)
 XXXX (Impairment of cognitive functions)

(Requires additional secondary diagnosis)

Screening by District and Gender (Cognitive Dysfunctions) <Cont'd>

XX a
(Unit : Person)

| oh XAge 70) | | | | ol XAge 74) | | | | | |
|------------------------|------------|-----------|-----------|---------------------|--------------|------------|------------------------|-----------|-----------|
| 2nd confirmative testa | | | | 1st screening testa | | | 2nd confirmative testa | | |
| j | | | | i | | j | | | |
| 62 | 1 | 1 | - | 326 | 273 | 53 | - | - | - |
| 21 | - | - | - | 143 | 129 | 14 | - | - | - |
| 41 | 1 | 1 | - | 183 | 144 | 39 | - | - | - |
| 2 | 1 | 1 | - | 44 | 43 | 1 | - | - | - |
| 1 | - | - | - | 18 | 18 | - | - | - | - |
| 1 | 1 | 1 | - | 26 | 25 | 1 | - | - | - |
| 1,280 | 143 | 85 | 58 | 10,218 | 9,388 | 830 | 67 | 35 | 32 |
| 506 | 76 | 52 | 24 | 4,368 | 4,066 | 302 | 29 | 17 | 12 |
| 774 | 67 | 33 | 34 | 5,850 | 5,322 | 528 | 38 | 18 | 20 |
| 74 | 19 | 12 | 7 | 483 | 438 | 45 | 8 | 3 | 5 |
| 33 | 7 | 5 | 2 | 226 | 214 | 12 | 2 | - | 2 |
| 41 | 12 | 7 | 5 | 257 | 224 | 33 | 6 | 3 | 3 |
| 31 | 10 | 7 | 3 | 222 | 203 | 19 | 5 | 2 | 3 |
| 14 | 5 | 4 | 1 | 103 | 95 | 8 | 2 | 1 | 1 |
| 17 | 5 | 3 | 2 | 119 | 108 | 11 | 3 | 1 | 2 |
| 87 | 6 | 3 | 3 | 495 | 448 | 47 | 3 | 2 | 1 |
| 36 | 5 | 3 | 2 | 239 | 218 | 21 | 3 | 2 | 1 |
| 51 | 1 | - | 1 | 256 | 230 | 26 | - | - | - |
| 110 | 20 | 15 | 5 | 477 | 433 | 44 | 3 | 1 | 2 |
| 54 | 10 | 6 | 4 | 225 | 209 | 16 | - | - | - |
| 56 | 10 | 9 | 1 | 252 | 224 | 28 | 3 | 1 | 2 |
| 49 | 14 | 10 | 4 | 401 | 379 | 22 | 5 | 5 | - |
| 20 | 10 | 9 | 1 | 191 | 179 | 12 | 1 | 1 | - |
| 29 | 4 | 1 | 3 | 210 | 200 | 10 | 4 | 4 | - |
| 111 | 13 | 6 | 7 | 971 | 891 | 80 | 5 | 1 | 4 |
| 41 | 7 | 5 | 2 | 414 | 388 | 26 | 2 | - | 2 |
| 70 | 6 | 1 | 5 | 557 | 503 | 54 | 3 | 1 | 2 |
| 31 | 6 | 4 | 2 | 382 | 361 | 21 | 2 | 2 | - |
| 16 | 3 | 2 | 1 | 168 | 160 | 8 | 1 | 1 | - |
| 15 | 3 | 2 | 1 | 214 | 201 | 13 | 1 | 1 | - |
| 32 | 2 | - | 2 | 443 | 420 | 23 | 1 | 1 | - |
| 12 | 1 | - | 1 | 168 | 159 | 9 | - | - | - |
| 20 | 1 | - | 1 | 275 | 261 | 14 | 1 | 1 | - |
| 114 | 12 | 7 | 5 | 810 | 750 | 60 | 4 | 3 | 1 |
| 43 | 7 | 5 | 2 | 333 | 314 | 19 | 2 | 2 | - |
| 71 | 5 | 2 | 3 | 477 | 436 | 41 | 2 | 1 | 1 |
| 87 | 5 | 2 | 3 | 588 | 537 | 51 | 1 | - | 1 |
| 38 | 4 | 2 | 2 | 232 | 214 | 18 | - | - | - |
| 49 | 1 | - | 1 | 356 | 323 | 33 | 1 | - | 1 |
| 68 | 5 | 4 | 1 | 376 | 347 | 29 | 3 | 2 | 1 |
| 17 | 3 | 2 | 1 | 171 | 155 | 16 | 3 | 2 | 1 |
| 51 | 2 | 2 | - | 205 | 192 | 13 | - | - | - |

Note) Based on Resident Registration Address

제 I -13 표

Table I -13

Ü Ü

Results of Mental Examinations in General Health

| Division | | XTotala | | | | | | i j | |
|-----------------|-----|---------------------|-------|-----|------------------------|----|----|-------|-------|
| | | 1st screening testa | | | 2nd confirmative testa | | | | |
| | | i | j | j | i | j | j | i | j |
| Yangsan-si | S.T | 1,638 | 1,411 | 227 | 24 | 14 | 10 | 1,038 | 901 |
| | M | 725 | 629 | 96 | 11 | 8 | 3 | 469 | 413 |
| | F | 913 | 782 | 131 | 13 | 6 | 7 | 569 | 488 |
| Uiryeong-gun | S.T | 549 | 511 | 38 | 3 | - | 3 | 322 | 297 |
| | M | 225 | 207 | 18 | 1 | - | 1 | 119 | 108 |
| | F | 324 | 304 | 20 | 2 | - | 2 | 203 | 189 |
| Haman-gun | S.T | 762 | 680 | 82 | 3 | 2 | 1 | 446 | 405 |
| | M | 309 | 278 | 31 | 2 | - | - | 173 | 157 |
| | F | 453 | 402 | 51 | 1 | - | 1 | 273 | 248 |
| Changnyeong-gun | S.T | 1,109 | 1,008 | 101 | 1 | 1 | - | 605 | 552 |
| | M | 450 | 419 | 31 | - | - | - | 253 | 234 |
| | F | 659 | 589 | 70 | 1 | 1 | - | 352 | 318 |
| Goseong-gun | S.T | 860 | 812 | 48 | 3 | 2 | 1 | 496 | 468 |
| | M | 366 | 343 | 23 | 2 | 1 | 1 | 214 | 199 |
| | F | 494 | 469 | 25 | 1 | 1 | - | 282 | 269 |
| Namhae-gun | S.T | 1,004 | 967 | 37 | 1 | - | 1 | 559 | 540 |
| | M | 392 | 376 | 16 | - | - | - | 214 | 204 |
| | F | 612 | 591 | 21 | 1 | - | 1 | 345 | 336 |
| Hadong-gun | S.T | 981 | 851 | 130 | 9 | 5 | 4 | 554 | 485 |
| | M | 384 | 351 | 33 | 4 | 3 | 1 | 218 | 199 |
| | F | 597 | 500 | 97 | 5 | 2 | 3 | 336 | 286 |
| Sancheong-gun | S.T | 728 | 676 | 52 | 1 | 1 | - | 402 | 372 |
| | M | 309 | 291 | 18 | 1 | 1 | - | 170 | 159 |
| | F | 419 | 385 | 34 | - | - | - | 232 | 213 |
| Hamyang-gun | S.T | 885 | 839 | 46 | 2 | 1 | 1 | 504 | 480 |
| | M | 345 | 327 | 18 | 1 | 1 | - | 185 | 176 |
| | F | 540 | 512 | 28 | 1 | - | 1 | 319 | 304 |
| Geochang-gun | S.T | 1,131 | 1,077 | 54 | 9 | 2 | 7 | 626 | 600 |
| | M | 462 | 448 | 14 | 4 | 1 | 3 | 237 | 232 |
| | F | 669 | 629 | 40 | 5 | 1 | 4 | 389 | 368 |
| Hapcheon-gun | S.T | 1,101 | 1,041 | 60 | 2 | - | 2 | 626 | 592 |
| | M | 430 | 409 | 21 | 1 | - | 1 | 247 | 236 |
| | F | 671 | 632 | 39 | 1 | - | 1 | 379 | 356 |
| Jeju | S.T | 4,192 | 4,008 | 184 | 23 | 16 | 7 | 2,413 | 2,298 |
| | M | 1,857 | 1,788 | 69 | 13 | 10 | 3 | 1,097 | 1,049 |
| | F | 2,335 | 2,220 | 115 | 10 | 6 | 4 | 1,316 | 1,249 |
| Jeju-si | S.T | 2,615 | 2,490 | 125 | 14 | 10 | 4 | 1,469 | 1,392 |
| | M | 1,171 | 1,123 | 48 | 8 | 6 | 2 | 664 | 630 |
| | F | 1,444 | 1,367 | 77 | 6 | 4 | 2 | 805 | 762 |
| Seogwipo-si | S.T | 1,577 | 1,518 | 59 | 9 | 6 | 3 | 944 | 906 |
| | M | 686 | 665 | 21 | 5 | 4 | 1 | 433 | 419 |
| | F | 891 | 853 | 38 | 4 | 2 | 2 | 511 | 487 |

aX X X X X (List of Key English Terminology)
 XXXX (Total) (No specific findings)
 XXXX (Impairment of cognitive functions)

(Requires additional secondary diagnosis)

Screening by District and Gender (Cognitive Dysfunctions) <Cont'd>

XX a
(Unit : Person)

| oh XAge 70) | | | | ol XAge 74) | | | | | |
|-------------|-----------|-------------------------|----------|--------------|----------------------|-----------|----------|-------------------------|----------|
| ar "Xl 'µa | j | `2nd confirmative testa | | i | `1st screening testa | | j | `2nd confirmative testa | |
| j | | | | | | j | | | |
| 137 | 12 | 8 | 4 | 600 | 510 | 90 | 12 | 6 | 6 |
| 56 | 5 | 4 | 1 | 256 | 216 | 40 | 6 | 4 | 2 |
| 81 | 7 | 4 | 3 | 344 | 294 | 50 | 6 | 2 | 4 |
| 25 | 3 | – | 3 | 227 | 214 | 13 | – | – | – |
| 11 | 1 | – | 1 | 106 | 99 | 7 | – | – | – |
| 14 | 2 | – | 2 | 121 | 115 | 6 | – | – | – |
| 41 | 1 | 1 | – | 316 | 275 | 41 | 2 | 1 | 1 |
| 16 | 1 | 1 | – | 136 | 121 | 15 | 1 | 1 | – |
| 25 | – | – | – | 180 | 154 | 26 | 1 | – | 1 |
| 53 | – | – | – | 504 | 456 | 48 | 1 | 1 | – |
| 19 | – | – | – | 197 | 185 | 12 | – | – | – |
| 34 | – | – | – | 307 | 271 | 36 | 1 | 1 | – |
| 28 | 2 | 1 | 1 | 364 | 344 | 20 | 1 | 1 | – |
| 15 | 1 | – | 1 | 152 | 144 | 8 | 1 | 1 | – |
| 13 | 1 | 1 | – | 212 | 200 | 12 | – | – | – |
| 19 | – | – | – | 445 | 427 | 18 | 1 | – | 1 |
| 10 | – | – | – | 178 | 172 | 6 | – | – | – |
| 9 | – | – | – | 267 | 255 | 12 | 1 | – | 1 |
| 69 | 3 | 1 | 2 | 427 | 366 | 61 | 6 | 4 | 2 |
| 19 | 2 | 1 | 1 | 166 | 152 | 14 | 2 | 2 | – |
| 50 | 1 | – | 1 | 261 | 214 | 47 | 4 | 2 | 2 |
| 30 | 1 | 1 | – | 326 | 304 | 22 | – | – | – |
| 11 | 1 | 1 | – | 139 | 132 | 7 | – | – | – |
| 19 | – | – | – | 187 | 172 | 15 | – | – | – |
| 24 | 2 | 1 | 1 | 381 | 359 | 22 | – | – | – |
| 9 | 1 | 1 | – | 160 | 151 | 9 | – | – | – |
| 15 | 1 | – | 1 | 221 | 208 | 13 | – | – | – |
| 26 | 5 | 2 | 3 | 505 | 477 | 28 | 4 | – | 4 |
| 5 | 1 | 1 | – | 225 | 216 | 9 | 3 | – | 3 |
| 21 | 4 | 1 | 3 | 280 | 261 | 19 | 1 | – | 1 |
| 34 | 2 | – | 2 | 475 | 449 | 26 | – | – | – |
| 11 | 1 | – | 1 | 183 | 173 | 10 | – | – | – |
| 23 | 1 | – | 1 | 292 | 276 | 16 | – | – | – |
| 115 | 14 | 11 | 3 | 1,779 | 1,710 | 69 | 9 | 5 | 4 |
| 48 | 10 | 8 | 2 | 760 | 739 | 21 | 3 | 2 | 1 |
| 67 | 4 | 3 | 1 | 1,019 | 971 | 48 | 6 | 3 | 3 |
| 77 | 9 | 6 | 3 | 1,146 | 1,098 | 48 | 5 | 4 | 1 |
| 34 | 7 | 5 | 2 | 507 | 493 | 14 | 1 | 1 | – |
| 43 | 2 | 1 | 1 | 639 | 605 | 34 | 4 | 3 | 1 |
| 38 | 5 | 5 | – | 633 | 612 | 21 | 4 | 1 | 3 |
| 14 | 3 | 3 | – | 253 | 246 | 7 | 2 | 1 | 1 |
| 24 | 2 | 2 | – | 380 | 366 | 14 | 2 | – | 2 |

Note) Based on Resident Registration Address

Table I -14

Statistics on Secondary Diagnoses Based on General Health

| Division | | (Diabetes) | | | | (Hypertension) | | | |
|----------|-------|------------|--------|---------------------------|----------|----------------|--------|------------------|--------------|
| | | Total | Normal | Fasting blood sugar level | Diabetes | Total | Normal | Pre-hypertension | Hypertension |
| Total | Total | 145,750 | 30,663 | 50,689 | 64,398 | 279,714 | 33,447 | 107,850 | 138,417 |
| | M | 110,876 | 23,628 | 38,314 | 48,934 | 206,959 | 21,639 | 79,960 | 105,360 |
| | F | 34,874 | 7,035 | 12,375 | 15,464 | 72,755 | 11,808 | 27,890 | 33,057 |
| Seoul | S.T | 20,753 | 3,146 | 7,394 | 10,213 | 44,182 | 5,318 | 16,133 | 22,731 |
| | M | 15,228 | 2,404 | 5,344 | 7,480 | 30,933 | 3,289 | 10,991 | 16,653 |
| | F | 5,525 | 742 | 2,050 | 2,733 | 13,249 | 2,029 | 5,142 | 6,078 |
| Busan | S.T | 13,021 | 2,777 | 4,543 | 5,701 | 19,648 | 2,511 | 8,055 | 9,082 |
| | M | 9,928 | 2,147 | 3,456 | 4,325 | 14,263 | 1,525 | 5,997 | 6,741 |
| | F | 3,093 | 630 | 1,087 | 1,376 | 5,385 | 986 | 2,058 | 2,341 |
| Daegu | S.T | 7,228 | 1,525 | 2,562 | 3,141 | 14,291 | 1,499 | 5,331 | 7,461 |
| | M | 5,261 | 1,122 | 1,836 | 2,303 | 9,986 | 841 | 3,690 | 5,455 |
| | F | 1,967 | 403 | 726 | 838 | 4,305 | 658 | 1,641 | 2,006 |
| Incheon | S.T | 8,919 | 1,750 | 3,082 | 4,087 | 17,494 | 2,233 | 6,348 | 8,913 |
| | M | 6,825 | 1,366 | 2,317 | 3,142 | 13,226 | 1,461 | 4,824 | 6,941 |
| | F | 2,094 | 384 | 765 | 945 | 4,268 | 772 | 1,524 | 1,972 |
| Gwangju | S.T | 4,046 | 880 | 1,524 | 1,642 | 5,332 | 813 | 1,977 | 2,542 |
| | M | 3,106 | 681 | 1,187 | 1,238 | 3,980 | 516 | 1,534 | 1,930 |
| | F | 940 | 199 | 337 | 404 | 1,352 | 297 | 443 | 612 |
| Daejeon | S.T | 3,756 | 713 | 1,401 | 1,642 | 7,803 | 832 | 2,878 | 4,093 |
| | M | 2,797 | 529 | 1,055 | 1,213 | 5,827 | 506 | 2,148 | 3,173 |
| | F | 959 | 184 | 346 | 429 | 1,976 | 326 | 730 | 920 |
| Ulsan | S.T | 7,341 | 2,299 | 2,088 | 2,954 | 10,486 | 1,524 | 4,527 | 4,435 |
| | M | 6,245 | 1,953 | 1,779 | 2,513 | 8,878 | 1,324 | 3,900 | 3,654 |
| | F | 1,096 | 346 | 309 | 441 | 1,608 | 200 | 627 | 781 |
| Sejong | S.T | 337 | 115 | 100 | 122 | 618 | 57 | 233 | 328 |
| | M | 259 | 93 | 76 | 90 | 479 | 33 | 188 | 258 |
| | F | 78 | 22 | 24 | 32 | 139 | 24 | 45 | 70 |
| Gyeonggi | S.T | 29,691 | 5,282 | 9,815 | 14,594 | 68,829 | 8,488 | 24,300 | 36,041 |
| | M | 22,392 | 4,071 | 7,345 | 10,976 | 50,691 | 5,656 | 17,607 | 27,428 |
| | F | 7,299 | 1,211 | 2,470 | 3,618 | 18,138 | 2,832 | 6,693 | 8,613 |
| Gangwon | S.T | 4,133 | 768 | 1,418 | 1,947 | 8,787 | 1,233 | 3,372 | 4,182 |
| | M | 3,129 | 575 | 1,090 | 1,464 | 6,234 | 767 | 2,330 | 3,137 |
| | F | 1,004 | 193 | 328 | 483 | 2,553 | 466 | 1,042 | 1,045 |
| Chungbuk | S.T | 4,404 | 1,152 | 1,313 | 1,939 | 9,575 | 1,085 | 3,933 | 4,557 |
| | M | 3,306 | 872 | 952 | 1,482 | 7,180 | 704 | 2,974 | 3,502 |
| | F | 1,098 | 280 | 361 | 457 | 2,395 | 381 | 959 | 1,055 |
| Chungnam | S.T | 5,508 | 1,128 | 2,043 | 2,337 | 13,134 | 1,269 | 5,570 | 6,295 |
| | M | 4,233 | 888 | 1,553 | 1,792 | 10,070 | 843 | 4,311 | 4,916 |
| | F | 1,275 | 240 | 490 | 545 | 3,064 | 426 | 1,259 | 1,379 |
| Jeonbuk | S.T | 5,293 | 1,017 | 2,061 | 2,215 | 8,793 | 1,293 | 3,314 | 4,186 |
| | M | 3,918 | 748 | 1,524 | 1,646 | 6,158 | 780 | 2,355 | 3,023 |
| | F | 1,375 | 269 | 537 | 569 | 2,635 | 513 | 959 | 1,163 |
| Jeonnam | S.T | 7,011 | 1,595 | 2,793 | 2,623 | 8,280 | 1,270 | 3,264 | 3,746 |
| | M | 5,242 | 1,166 | 2,105 | 1,971 | 5,732 | 768 | 2,287 | 2,677 |
| | F | 1,769 | 429 | 688 | 652 | 2,548 | 502 | 977 | 1,069 |

aX

X

Screening by District and Gender (Diabetes, Hypertension)

XX a
(Unit : Person)

| | | Total | Normal | Fasting blood sugar level | Diabetes | Total | Normal | Pre- hypertension | Hypertension |
|------------|-----|--------|--------|------------------------------|----------|--------|--------|----------------------|--------------|
| Gyeongbuk | S.T | 9,415 | 2,168 | 3,438 | 3,809 | 16,346 | 1,386 | 6,705 | 8,255 |
| | M | 7,219 | 1,636 | 2,606 | 2,977 | 12,639 | 869 | 5,186 | 6,584 |
| | F | 2,196 | 532 | 832 | 832 | 3,707 | 517 | 1,519 | 1,671 |
| Gyeongnam | S.T | 13,469 | 4,158 | 4,629 | 4,682 | 22,631 | 2,340 | 10,719 | 9,572 |
| | M | 10,709 | 3,250 | 3,715 | 3,744 | 18,173 | 1,566 | 8,833 | 7,774 |
| | F | 2,760 | 908 | 914 | 938 | 4,458 | 774 | 1,886 | 1,798 |
| Jeju | S.T | 1,425 | 190 | 485 | 750 | 3,485 | 296 | 1,191 | 1,998 |
| | M | 1,079 | 127 | 374 | 578 | 2,510 | 191 | 805 | 1,514 |
| | F | 346 | 63 | 111 | 172 | 975 | 105 | 386 | 484 |
| Seoul | S.T | 20,753 | 3,146 | 7,394 | 10,213 | 44,182 | 5,318 | 16,133 | 22,731 |
| | M | 15,228 | 2,404 | 5,344 | 7,480 | 30,933 | 3,289 | 10,991 | 16,653 |
| | F | 5,525 | 742 | 2,050 | 2,733 | 13,249 | 2,029 | 5,142 | 6,078 |
| Jongno-gu | S.T | 310 | 46 | 111 | 153 | 621 | 54 | 228 | 339 |
| | M | 231 | 37 | 77 | 117 | 432 | 35 | 148 | 249 |
| | F | 79 | 9 | 34 | 36 | 189 | 19 | 80 | 90 |
| Jung-gu | S.T | 301 | 25 | 119 | 157 | 708 | 75 | 258 | 375 |
| | M | 219 | 19 | 89 | 111 | 472 | 38 | 184 | 250 |
| | F | 82 | 6 | 30 | 46 | 236 | 37 | 74 | 125 |
| Yongsan-gu | S.T | 448 | 68 | 145 | 235 | 891 | 107 | 331 | 453 |
| | M | 329 | 50 | 108 | 171 | 606 | 61 | 216 | 329 |
| | F | 119 | 18 | 37 | 64 | 285 | 46 | 115 | 124 |
| | S.T | 554 | 79 | 1 | M 329 | | | | |

Table I -14

Statistics on Secondary Diagnoses Based on General Health

| Division | | (Diabetes) | | | | (Hypertension) | | | |
|-----------------|-----|------------|--------|---------------------------|----------|----------------|--------|------------------|--------------|
| | | Total | Normal | Fasting blood sugar level | Diabetes | Total | Normal | Pre-hypertension | Hypertension |
| Eunpyeong-gu | S.T | 1,117 | 136 | 443 | 538 | 2,373 | 286 | 925 | 1,162 |
| | M | 794 | 98 | 307 | 389 | 1,586 | 179 | 584 | 823 |
| | F | 323 | 38 | 136 | 149 | 787 | 107 | 341 | 339 |
| Seodaemun-gu | S.T | 573 | 85 | 204 | 284 | 1,227 | 123 | 477 | 627 |
| | M | 425 | 64 | 149 | 212 | 833 | 72 | 293 | 468 |
| | F | 148 | 21 | 55 | 72 | 394 | 51 | 184 | 159 |
| Mapo-gu | S.T | 833 | 137 | 295 | 401 | 1,713 | 281 | 572 | 860 |
| | M | 596 | 104 | 193 | 299 | 1,136 | 171 | 369 | 596 |
| | F | 237 | 33 | 102 | 102 | 577 | 110 | 203 | 264 |
| Yangcheon-gu | S.T | 900 | 158 | 325 | 417 | 1,732 | 201 | 693 | 838 |
| | M | 700 | 133 | 249 | 318 | 1,293 | 122 | 499 | 672 |
| | F | 200 | 25 | 76 | 99 | 439 | 79 | 194 | 166 |
| Gangseo-gu | S.T | 1,235 | 174 | 451 | 610 | 2,528 | 337 | 978 | 1,213 |
| | M | 928 | 145 | 334 | 449 | 1,845 | 215 | 672 | 958 |
| | F | 307 | 29 | 117 | 161 | 683 | 122 | 306 | 255 |
| Guro-gu | S.T | 969 | 144 | 344 | 481 | 2,697 | 277 | 1,011 | 1,409 |
| | M | 737 | 115 | 259 | 363 | 1,804 | 171 | 638 | 995 |
| | F | 232 | 29 | 85 | 118 | 893 | 106 | 373 | 414 |
| Geumcheon-gu | S.T | 829 | 203 | 267 | 359 | 1,212 | 183 | 387 | 642 |
| | M | 583 | 145 | 184 | 254 | 899 | 129 | 283 | 487 |
| | F | 246 | 58 | 83 | 105 | 313 | 54 | 104 | 155 |
| Yeongdeungpo-gu | S.T | 965 | 157 | 353 | 455 | 1,984 | 208 | 765 | 1,011 |
| | M | 703 | 123 | 264 | 316 | 1,433 | 132 | 547 | 754 |
| | F | 262 | 34 | 89 | 139 | 551 | 76 | 218 | 257 |
| Dongjak-gu | S.T | 730 | 117 | 252 | 361 | 1,537 | 182 | 543 | 812 |
| | M | 542 | 86 | 177 | 279 | 1,105 | 108 | 388 | 609 |
| | F | 188 | 31 | 75 | 82 | 432 | 74 | 155 | 203 |
| Gwanak-gu | S.T | 993 | 136 | 343 | 514 | 2,148 | 249 | 840 | 1,059 |
| | M | 736 | 104 | 259 | 373 | 1,557 | 162 | 594 | 801 |
| | F | 257 | 32 | 84 | 141 | 591 | 87 | 246 | 258 |
| Seocho-gu | S.T | 538 | 90 | 207 | 241 | 1,196 | 166 | 454 | 576 |
| | M | 401 | 62 | 152 | 187 | 889 | 106 | 332 | 451 |
| | F | 137 | 28 | 55 | 54 | 307 | 60 | 122 | 125 |
| Gangnam-gu | S.T | 850 | 131 | 297 | 422 | 1,831 | 258 | 647 | 926 |
| | M | 598 | 95 | 214 | 289 | 1,304 | 157 | 462 | 685 |
| | F | 252 | 36 | 83 | 133 | 527 | 101 | 185 | 241 |
| Songpa-gu | S.T | 1,165 | 190 | 408 | 567 | 2,733 | 376 | 1,062 | 1,295 |
| | M | 878 | 150 | 306 | 422 | 1,912 | 233 | 733 | 946 |
| | F | 287 | 40 | 102 | 145 | 821 | 143 | 329 | 349 |
| Gangdong-gu | S.T | 938 | 130 | 319 | 489 | 2,220 | 221 | 826 | 1,173 |
| | M | 724 | 105 | 229 | 390 | 1,540 | 132 | 566 | 842 |
| | F | 214 | 25 | 90 | 99 | 680 | 89 | 260 | 331 |
| Busan | S.T | 13,021 | 2,777 | 4,543 | 5,701 | 19,648 | 2,511 | 8,055 | 9,082 |
| | M | 9,928 | 2,147 | 3,456 | 4,325 | 14,263 | 1,525 | 5,997 | 6,741 |
| | F | 3,093 | 630 | 1,087 | 1,376 | 5,385 | 986 | 2,058 | 2,341 |

aX

X

\$ / l fi. O

Screening by District and Gender (Diabetes, Hypertension) <Cont'd>

XX a
(Unit : Person)

| Division | | (Diabetes) | | | | (Hypertension) | | | |
|--------------|-----|------------|--------|---------------------------|----------|----------------|--------|------------------|--------------|
| | | Total | Normal | Fasting blood sugar level | Diabetes | Total | Normal | Pre-hypertension | Hypertension |
| Jung-gu | S.T | 163 | 39 | 54 | 70 | 287 | 43 | 98 | 146 |
| | M | 124 | 27 | 44 | 53 | 202 | 24 | 72 | 106 |
| | F | 39 | 12 | 10 | 17 | 85 | 19 | 26 | 40 |
| Seo-gu | S.T | 410 | 77 | 146 | 187 | 654 | 84 | 277 | 293 |
| | M | 298 | 54 | 105 | 139 | 438 | 48 | 172 | 218 |
| | F | 112 | 23 | 41 | 48 | 216 | 36 | 105 | 75 |
| Dong-gu | S.T | 395 | 94 | 134 | 167 | 660 | 85 | 262 | 313 |
| | M | 288 | 76 | 91 | 121 | 481 | 55 | 192 | 234 |
| | F | 107 | 18 | 43 | 46 | 179 | 30 | 70 | 79 |
| Yeongdo-gu | S.T | 553 | 103 | 196 | 254 | 856 | 104 | 335 | 417 |
| | M | 399 | 74 | 138 | 187 | 588 | 50 | 243 | 295 |
| | F | 154 | 29 | 58 | 67 | 268 | 54 | 92 | 122 |
| Busanjin-gu | S.T | 1,490 | 266 | 540 | 684 | 2,283 | 289 | 901 | 1,093 |
| | M | 1,115 | 217 | 387 | 511 | 1,596 | 165 | 665 | 766 |
| | F | 375 | 49 | 153 | 173 | 687 | 124 | 236 | 327 |
| Dongnae-gu | S.T | 917 | 161 | 321 | 435 | 1,297 | 204 | 515 | 578 |
| | M | 692 | 122 | 246 | 324 | 954 | 128 | 396 | 430 |
| | F | 225 | 39 | 75 | 111 | 343 | 76 | 119 | 148 |
| Nam-gu | S.T | 1,160 | 239 | 395 | 526 | 1,525 | 252 | 588 | 685 |
| | M | 860 | 179 | 295 | 386 | 1,105 | 141 | 456 | 508 |
| | F | 300 | 60 | 100 | 140 | 420 | 111 | 132 | 177 |
| Buk-gu | S.T | 1,344 | 319 | 462 | 563 | 1,846 | 212 | 775 | 859 |
| | M | 1,056 | 246 | 374 | 436 | 1,343 | 131 | 574 | 638 |
| | F | 288 | 73 | 88 | 127 | 503 | 81 | 201 | 221 |
| Haeundae-gu | S.T | 1,410 | 348 | 486 | 576 | 2,005 | 295 | 787 | 923 |
| | M | 1,067 | 264 | 375 | 428 | 1,467 | 197 | 580 | 690 |
| | F | 343 | 84 | 111 | 148 | 538 | 98 | 207 | 233 |
| Saha-gu | S.T | 1,260 | 278 | 445 | 537 | 2,391 | 219 | 1,084 | 1,088 |
| | M | 987 | 221 | 342 | 424 | 1,805 | 132 | 822 | 851 |
| | F | 273 | 57 | 103 | 113 | 586 | 87 | 262 | 237 |
| Geumjeong-gu | S.T | 925 | 205 | 324 | 396 | 1,309 | 169 | 557 | 583 |
| | M | 710 | 158 | 244 | 308 | 947 | 104 | 412 | 431 |
| | F | 215 | 47 | 80 | 88 | 362 | 65 | 145 | 152 |
| Gangseo-gu | S.T | 227 | 68 | 75 | 84 | 349 | 42 | 158 | 149 |
| | M | 184 | 57 | 63 | 64 | 263 | 31 | 125 | 107 |
| | F | 43 | 11 | 12 | 20 | 86 | 11 | 33 | 42 |
| Yeonje-gu | S.T | 669 | 129 | 238 | 302 | 1,101 | 138 | 444 | 519 |
| | M | 516 | 97 | 187 | 232 | 795 | 88 | 326 | 381 |
| | F | 153 | 32 | 51 | 70 | 306 | 50 | 118 | 138 |
| Suyeong-gu | S.T | 606 | 118 | 222 | 266 | 770 | 120 | 303 | 347 |
| | M | 467 | 84 | 175 | 208 | 568 | 75 | 229 | 264 |
| | F | 139 | 34 | 47 | 58 | 202 | 45 | 74 | 83 |
| Sasang-gu | S.T | 1,108 | 227 | 396 | 485 | 1,817 | 187 | 791 | 839 |
| | M | 850 | 184 | 307 | 359 | 1,316 | 112 | 584 | 620 |
| | F | 258 | 43 | 89 | 126 | 501 | 75 | 207 | 219 |

Note) Based on Resident Registration Address

Table I -14

Statistics on Secondary Diagnoses Based on General Health

| Division | | (Diabetes) | | | | (Hypertension) | | | |
|--------------|-----|--------------|--------------|---------------------------|--------------|----------------|--------------|------------------|--------------|
| | | Total | Normal | Fasting blood sugar level | Diabetes | Total | Normal | Pre-hypertension | Hypertension |
| Gijang-gun | S.T | 384 | 106 | 109 | 169 | 498 | 68 | 180 | 250 |
| | M | 315 | 87 | 83 | 145 | 395 | 44 | 149 | 202 |
| | F | 69 | 19 | 26 | 24 | 103 | 24 | 31 | 48 |
| Daegu | S.T | 7,228 | 1,525 | 2,562 | 3,141 | 14,291 | 1,499 | 5,331 | 7,461 |
| | M | 5,261 | 1,122 | 1,836 | 2,303 | 9,986 | 841 | 3,690 | 5,455 |
| | F | 1,967 | 403 | 726 | 838 | 4,305 | 658 | 1,641 | 2,006 |
| Jung-gu | S.T | 165 | 30 | 60 | 75 | 366 | 56 | 131 | 179 |
| | M | 112 | 22 | 36 | 54 | 226 | 31 | 82 | 113 |
| | F | 53 | 8 | 24 | 21 | 140 | 25 | 49 | 66 |
| Dong-gu | S.T | 988 | 215 | 347 | 426 | 1,925 | 208 | 855 | 862 |
| | M | 723 | 155 | 259 | 309 | 1,307 | 117 | 572 | 618 |
| | F | 265 | 60 | 88 | 117 | 618 | 91 | 283 | 244 |
| Seo-gu | S.T | 839 | 172 | 345 | 322 | 1,426 | 131 | 522 | 773 |
| | M | 555 | 128 | 219 | 208 | 959 | 68 | 335 | 556 |
| | F | 284 | 44 | 126 | 114 | 467 | 63 | 187 | 217 |
| Nam-gu | S.T | 417 | 90 | 138 | 189 | 832 | 104 | 318 | 410 |
| | M | 292 | 65 | 98 | 129 | 549 | 49 | 210 | 290 |
| | F | 125 | 25 | 40 | 60 | 283 | 55 | 108 | 120 |
| Buk-gu | S.T | 1,346 | 275 | 452 | 619 | 2,328 | 217 | 901 | 1,210 |
| | M | 938 | 183 | 298 | 457 | 1,661 | 135 | 608 | 918 |
| | F | 408 | 92 | 154 | 162 | 667 | 82 | 293 | 292 |
| Suseong-gu | S.T | 861 | 192 | 322 | 347 | 1,851 | 219 | 747 | 885 |
| | M | 654 | 148 | 239 | 267 | 1,288 | 130 | 528 | 630 |
| | F | 207 | 44 | 83 | 80 | 563 | 89 | 219 | 255 |
| Dalseo-gu | S.T | 1,903 | 397 | 648 | 858 | 4,154 | 408 | 1,391 | 2,355 |
| | M | 1,460 | 298 | 509 | 653 | 2,987 | 232 | 1,008 | 1,747 |
| | F | 443 | 99 | 139 | 205 | 1,167 | 176 | 383 | 608 |
| Dalseong-gun | S.T | 709 | 154 | 250 | 305 | 1,409 | 156 | 466 | 787 |
| | M | 527 | 123 | 178 | 226 | 1,009 | 79 | 347 | 583 |
| | F | 182 | 31 | 72 | 79 | 400 | 77 | 119 | 204 |
| Incheon | S.T | 8,919 | 1,750 | 3,082 | 4,087 | 17,494 | 2,233 | 6,348 | 8,913 |
| | M | 6,825 | 1,366 | 2,317 | 3,142 | 13,226 | 1,461 | 4,824 | 6,941 |
| | F | 2,094 | 384 | 765 | 945 | 4,268 | 772 | 1,524 | 1,972 |
| Jung-gu | S.T | 369 | 59 | 154 | 156 | 600 | 65 | 218 | 317 |
| | M | 268 | 46 | 103 | 119 | 452 | 41 | 162 | 249 |
| | F | 101 | 13 | 51 | 37 | 148 | 24 | 56 | 68 |
| Dong-gu | S.T | 437 | 112 | 128 | 197 | 646 | 76 | 214 | 356 |
| | M | 323 | 83 | 99 | 141 | 491 | 46 | 170 | 275 |
| | F | 114 | 29 | 29 | 56 | 155 | 30 | 44 | 81 |
| Nam-gu | S.T | 1,474 | 288 | 525 | 661 | 2,604 | 301 | 1,047 | 1,256 |
| | M | 1,081 | 217 | 356 | 508 | 1,945 | 196 | 778 | 971 |
| | F | 393 | 71 | 169 | 153 | 659 | 105 | 269 | 285 |
| Yeonsu-gu | S.T | 834 | 157 | 316 | 361 | 1,832 | 244 | 727 | 861 |
| | M | 663 | 125 | 255 | 283 | 1,425 | 177 | 556 | 692 |
| | F | 171 | 32 | 61 | 78 | 407 | 67 | 171 | 169 |

aX

X

\$ / l fi. O

Screening by District and Gender (Diabetes, Hypertension) <Cont'd>

XX a

(Unit : Person)

| Division | | (Diabetes) | | | | (Hypertension) | | | |
|-------------|-----|--------------|------------|---------------------------|--------------|----------------|------------|------------------|--------------|
| | | Total | Normal | Fasting blood sugar level | Diabetes | Total | Normal | Pre-hypertension | Hypertension |
| Namdong-gu | S.T | 1,584 | 362 | 545 | 677 | 3,173 | 442 | 1,182 | 1,549 |
| | M | 1,245 | 285 | 416 | 544 | 2,436 | 294 | 896 | 1,246 |
| | F | 339 | 77 | 129 | 133 | 737 | 148 | 286 | 303 |
| Bupyeong-gu | S.T | 1,664 | 325 | 550 | 789 | 3,464 | 464 | 1,177 | 1,823 |
| | M | 1,286 | 253 | 436 | 597 | 2,586 | 293 | 906 | 1,387 |
| | F | 378 | 72 | 114 | 192 | 878 | 171 | 271 | 436 |
| Gyeyang-gu | S.T | 946 | 158 | 302 | 486 | 2,070 | 272 | 707 | 1,091 |
| | M | 731 | 120 | 238 | 373 | 1,559 | 178 | 538 | 843 |
| | F | 215 | 38 | 64 | 113 | 511 | 94 | 169 | 248 |
| Seo-gu | S.T | 1,442 | 268 | 502 | 672 | 2,747 | 341 | 952 | 1,454 |
| | M | 1,102 | 221 | 367 | 514 | 2,070 | 219 | 731 | 1,120 |
| | F | 340 | 47 | 135 | 158 | 677 | 122 | 221 | 334 |
| Ganghwa-gun | S.T | 133 | 16 | 49 | 68 | 260 | 21 | 88 | 151 |
| | M | 98 | 11 | 39 | 48 | 178 | 14 | 57 | 107 |
| | F | 35 | 5 | 10 | 20 | 82 | 7 | 31 | 44 |
| Ongjin-gun | S.T | 36 | 5 | 11 | 20 | 98 | 7 | 36 | 55 |
| | M | 28 | 5 | 8 | 15 | 84 | 3 | 30 | 51 |
| | F | 8 | - | 3 | 5 | 14 | 4 | 6 | 4 |
| Gwangju | S.T | 4,046 | 880 | 1,524 | 1,642 | 5,332 | 813 | 1,977 | 2,542 |
| | M | 3,106 | 681 | 1,187 | 1,238 | 3,980 | 516 | 1,534 | 1,930 |
| | F | 940 | 199 | 337 | 404 | 1,352 | 297 | 443 | 612 |
| Dong-gu | S.T | 256 | 48 | 89 | 119 | 403 | 64 | 143 | 196 |
| | M | 179 | 37 | 61 | 81 | 283 | 39 | 110 | 134 |
| | F | 77 | 11 | 28 | 38 | 120 | 25 | 33 | 62 |
| Seo-gu | S.T | 818 | 168 | 314 | 336 | 1,058 | 158 | 394 | 506 |
| | M | 633 | 125 | 245 | 263 | 821 | 102 | 323 | 396 |
| | F | 185 | 43 | 69 | 73 | 237 | 56 | 71 | 110 |
| Nam-gu | S.T | 513 | 107 | 197 | 209 | 695 | 97 | 257 | 341 |
| | M | 387 | 83 | 158 | 146 | 493 | 64 | 174 | 255 |
| | F | 126 | 24 | 39 | 63 | 202 | 33 | 83 | 86 |
| Buk-gu | S.T | 1,218 | 274 | 455 | 489 | 1,590 | 274 | 599 | 717 |
| | M | 919 | 206 | 357 | 356 | 1,137 | 161 | 450 | 526 |
| | F | 299 | 68 | 98 | 133 | 453 | 113 | 149 | 191 |
| Gwangsan-gu | S.T | 1,241 | 283 | 469 | 489 | 1,586 | 220 | 584 | 782 |
| | M | 988 | 230 | 366 | 392 | 1,246 | 150 | 477 | 619 |
| | F | 253 | 53 | 103 | 97 | 340 | 70 | 107 | 163 |
| Daejeon | S.T | 3,756 | 713 | 1,401 | 1,642 | 7,803 | 832 | 2,878 | 4,093 |
| | M | 2,797 | 529 | 1,055 | 1,213 | 5,827 | 506 | 2,148 | 3,173 |
| | F | 959 | 184 | 346 | 429 | 1,976 | 326 | 730 | 920 |
| Dong-gu | S.T | 603 | 106 | 214 | 283 | 1,262 | 110 | 473 | 679 |
| | M | 435 | 82 | 158 | 195 | 922 | 62 | 343 | 517 |
| | F | 168 | 24 | 56 | 88 | 340 | 48 | 130 | 162 |
| Jung-gu | S.T | 741 | 140 | 274 | 327 | 1,359 | 129 | 494 | 736 |
| | M | 516 | 95 | 193 | 228 | 929 | 77 | 348 | 504 |
| | F | 225 | 45 | 81 | 99 | 430 | 52 | 146 | 232 |

Note) Based on Resident Registration Address

Table I -14

Statistics on Secondary Diagnoses Based on General Health

| Division | | (Diabetes) | | | | (Hypertension) | | | |
|-------------------------|-----|---------------|--------------|---------------------------|---------------|----------------|--------------|------------------|---------------|
| | | Total | Normal | Fasting blood sugar level | Diabetes | Total | Normal | Pre-hypertension | Hypertension |
| Seo-gu | S.T | 993 | 210 | 336 | 447 | 2,050 | 258 | 751 | 1,041 |
| | M | 762 | 162 | 255 | 345 | 1,526 | 156 | 546 | 824 |
| | F | 231 | 48 | 81 | 102 | 524 | 102 | 205 | 217 |
| Yuseong-gu | S.T | 682 | 114 | 283 | 285 | 1,750 | 198 | 620 | 932 |
| | M | 544 | 93 | 222 | 229 | 1,391 | 135 | 491 | 765 |
| | F | 138 | 21 | 61 | 56 | 359 | 63 | 129 | 167 |
| Daedeok-gu | S.T | 737 | 143 | 294 | 300 | 1,382 | 137 | 540 | 705 |
| | M | 540 | 97 | 227 | 216 | 1,059 | 76 | 420 | 563 |
| | F | 197 | 46 | 67 | 84 | 323 | 61 | 120 | 142 |
| Ulsan | S.T | 7,341 | 2,299 | 2,088 | 2,954 | 10,486 | 1,524 | 4,527 | 4,435 |
| | M | 6,245 | 1,953 | 1,779 | 2,513 | 8,878 | 1,324 | 3,900 | 3,654 |
| | F | 1,096 | 346 | 309 | 441 | 1,608 | 200 | 627 | 781 |
| Jung-gu | S.T | 1,486 | 411 | 404 | 671 | 2,125 | 294 | 863 | 968 |
| | M | 1,202 | 345 | 338 | 519 | 1,701 | 245 | 698 | 758 |
| | F | 284 | 66 | 66 | 152 | 424 | 49 | 165 | 210 |
| Nam-gu | S.T | 1,935 | 653 | 553 | 729 | 2,570 | 367 | 1,005 | 1,198 |
| | M | 1,624 | 551 | 458 | 615 | 2,146 | 317 | 860 | 969 |
| | F | 311 | 102 | 95 | 114 | 424 | 50 | 145 | 229 |
| Dong-gu | S.T | 1,472 | 432 | 476 | 564 | 2,123 | 248 | 1,086 | 789 |
| | M | 1,302 | 382 | 424 | 496 | 1,825 | 219 | 947 | 659 |
| | F | 170 | 50 | 52 | 68 | 298 | 29 | 139 | 130 |
| Buk-gu | S.T | 1,418 | 430 | 350 | 638 | 2,366 | 430 | 1,008 | 928 |
| | M | 1,262 | 373 | 312 | 577 | 2,131 | 391 | 922 | 818 |
| | F | 156 | 57 | 38 | 61 | 235 | 39 | 86 | 110 |
| Ulju-gun | S.T | 1,030 | 373 | 305 | 352 | 1,302 | 185 | 565 | 552 |
| | M | 855 | 302 | 247 | 306 | 1,075 | 152 | 473 | 450 |
| | F | 175 | 71 | 58 | 46 | 227 | 33 | 92 | 102 |
| Sejong | S.T | 337 | 115 | 100 | 122 | 618 | 57 | 233 | 328 |
| | M | 259 | 93 | 76 | 90 | 479 | 33 | 188 | 258 |
| | F | 78 | 22 | 24 | 32 | 139 | 24 | 45 | 70 |
| Gyeonggi | S.T | 29,691 | 5,282 | 9,815 | 14,594 | 68,829 | 8,488 | 24,300 | 36,041 |
| | M | 22,392 | 4,071 | 7,345 | 10,976 | 50,691 | 5,656 | 17,607 | 27,428 |
| | F | 7,299 | 1,211 | 2,470 | 3,618 | 18,138 | 2,832 | 6,693 | 8,613 |
| Suwon-si Jangan-gu | S.T | 772 | 107 | 266 | 399 | 1,542 | 205 | 523 | 814 |
| | M | 560 | 86 | 188 | 286 | 1,177 | 154 | 388 | 635 |
| | F | 212 | 21 | 78 | 113 | 365 | 51 | 135 | 179 |
| Suwon-si Gwonseon-gu | S.T | 752 | 112 | 246 | 394 | 1,768 | 210 | 537 | 1,021 |
| | M | 581 | 93 | 194 | 294 | 1,316 | 137 | 390 | 789 |
| | F | 171 | 19 | 52 | 100 | 452 | 73 | 147 | 232 |
| Suwon-si Paldal-gu | S.T | 420 | 71 | 142 | 207 | 1,016 | 113 | 345 | 558 |
| | M | 310 | 48 | 105 | 157 | 731 | 79 | 239 | 413 |
| | F | 110 | 23 | 37 | 50 | 285 | 34 | 106 | 145 |

aX

X

Screening by District and Gender (Diabetes, Hypertension) <Cont'd>

XX a
(Unit : Person)

| Division | | (Diabetes) | | | | (Hypertension) | | | |
|---------------------------|-----|------------|--------|---------------------------|----------|----------------|--------|------------------|--------------|
| | | Total | Normal | Fasting blood sugar level | Diabetes | Total | Normal | Pre-hypertension | Hypertension |
| Suwon-si Yeongtong-gu | S.T | 515 | 82 | 187 | 246 | 1,370 | 141 | 461 | 768 |
| | M | 409 | 59 | 156 | 194 | 1,119 | 103 | 361 | 655 |
| | F | 106 | 23 | 31 | 52 | 251 | 38 | 100 | 113 |
| Seongnam-si Sujeong-gu | S.T | 611 | 99 | 205 | 307 | 1,414 | 189 | 474 | 751 |
| | M | 416 | 66 | 131 | 219 | 961 | 117 | 301 | 543 |
| | F | 195 | 33 | 74 | 88 | 453 | 72 | 173 | 208 |
| Seongnam-si Jungwon-gu | S.T | 751 | 126 | 234 | 391 | 1,922 | 229 | 673 | 1,020 |
| | M | 556 | 98 | 168 | 290 | 1,247 | 127 | 423 | 697 |
| | F | 195 | 28 | 66 | 101 | 675 | 102 | 250 | 323 |
| Seongnam-si Bundang-gu | S.T | 842 | 97 | 315 | 430 | 1,897 | 199 | 705 | 993 |
| | M | 619 | 66 | 216 | 337 | 1,374 | 122 | 502 | 750 |
| | F | 223 | 31 | 99 | 93 | 523 | 77 | 203 | 243 |
| Uijeongbu-si | S.T | 1,217 | 192 | 478 | 547 | 2,023 | 244 | 686 | 1,093 |
| | M | 843 | 130 | 328 | 385 | 1,407 | 155 | 469 | 783 |
| | F | 374 | 62 | 150 | 162 | 616 | 89 | 217 | 310 |
| Anyang-si Manan-gu | S.T | 785 | 114 | 272 | 399 | 1,759 | 186 | 584 | 989 |
| | M | 591 | 89 | 207 | 295 | 1,266 | 121 | 410 | 735 |
| | F | 194 | 25 | 65 | 104 | 493 | 65 | 174 | 254 |
| Anyang-si Dongan-gu | S.T | 917 | 155 | 300 | 462 | 1,941 | 233 | 751 | 957 |
| | M | 671 | 120 | 223 | 328 | 1,372 | 158 | 506 | 708 |
| | F | 246 | 35 | 77 | 134 | 569 | 75 | 245 | 249 |
| Bucheon-si Wonmi-gu | S.T | 1,104 | 217 | 372 | 515 | 2,339 | 244 | 877 | 1,218 |
| | M | 816 | 167 | 274 | 375 | 1,696 | 153 | 617 | 926 |
| | F | 288 | 50 | 98 | 140 | 643 | 91 | 260 | 292 |
| Bucheon-si Sosa-gu | S.T | 508 | 84 | 169 | 255 | 1,297 | 160 | 425 | 712 |
| | M | 379 | 61 | 134 | 184 | 918 | 111 | 301 | 506 |
| | F | 129 | 23 | 35 | 71 | 379 | 49 | 124 | 206 |
| Bucheon-si Ojeong-gu | S.T | 523 | 90 | 188 | 245 | 1,125 | 126 | 435 | 564 |
| | M | 393 | 75 | 130 | 188 | 782 | 88 | 296 | 398 |
| | F | 130 | 15 | 58 | 57 | 343 | 38 | 139 | 166 |
| Gwangmyeong-si | S.T | 898 | 171 | 318 | 409 | 1,799 | 197 | 618 | 984 |
| | M | 658 | 119 | 238 | 301 | 1,317 | 124 | 447 | 746 |
| | F | 240 | 52 | 80 | 108 | 482 | 73 | 171 | 238 |
| Pyeongtaek-si | S.T | 1,399 | 311 | 402 | 686 | 3,154 | 436 | 1,030 | 1,688 |
| | M | 1,113 | 254 | 326 | 533 | 2,517 | 310 | 838 | 1,369 |
| | F | 286 | 57 | 76 | 153 | 637 | 126 | 192 | 319 |
| Dongducheon-si | S.T | 298 | 62 | 97 | 139 | 735 | 127 | 250 | 358 |
| | M | 190 | 27 | 67 | 96 | 481 | 71 | 158 | 252 |
| | F | 108 | 35 | 30 | 43 | 254 | 56 | 92 | 106 |
| Ansan-si Sangrok-gu | S.T | 1,094 | 251 | 330 | 513 | 2,639 | 296 | 1,024 | 1,319 |
| | M | 869 | 202 | 262 | 405 | 2,081 | 201 | 795 | 1,085 |
| | F | 225 | 49 | 68 | 108 | 558 | 95 | 229 | 234 |

Note) Based on Resident Registration Address

| Division | | (Diabetes) | | | | (Hypertension) | | | |
|---------------------------|-----|------------|--------|---------------------------|----------|----------------|--------|------------------|--------------|
| | | Total | Normal | Fasting blood sugar level | Diabetes | Total | Normal | Pre-hypertension | Hypertension |
| Ansan-si Danwon-gu | S.T | 1,476 | 442 | 441 | 593 | 3,691 | 440 | 1,500 | 1,751 |
| | M | 1,218 | 382 | 362 | 474 | 2,905 | 316 | 1,178 | 1,411 |
| | F | 258 | 60 | 79 | 119 | 786 | 124 | 322 | 340 |
| Goyang-si Deogyang-gu | S.T | 904 | 129 | 328 | 447 | 1,978 | 239 | 780 | 959 |
| | M | 661 | 103 | 228 | 330 | 1,333 | 154 | 504 | 675 |
| | F | 243 | 26 | 100 | 117 | 645 | 85 | 276 | 284 |
| Goyang-si Ilsandong-gu | S.T | 542 | 80 | 199 | 263 | 1,279 | 176 | 461 | 642 |
| | M | 398 | 52 | 142 | 204 | 883 | 112 | 309 | 462 |
| | F | 144 | 28 | 57 | 59 | 396 | 64 | 152 | 180 |
| Goyang-si Ilsanseo-gu | S.T | 575 | 66 | 232 | 277 | 1,421 | 173 | 505 | 743 |
| | M | 418 | 40 | 164 | 214 | 973 | 106 | 345 | 522 |
| | F | 157 | 26 | 68 | 63 | 448 | 67 | 160 | 221 |
| Gwacheon-si | S.T | 107 | 13 | 38 | 56 | 237 | 37 | 90 | 110 |
| | M | 77 | 10 | 27 | 40 | 150 | 25 | 59 | 66 |
| | F | 30 | 3 | 11 | 16 | 87 | 12 | 31 | 44 |
| Guri-si | S.T | 508 | 60 | 176 | 272 | 1,214 | 159 | 401 | 654 |
| | M | 361 | 39 | 124 | 198 | 785 | 91 | 255 | 439 |
| | F | 147 | 21 | 52 | 74 | 429 | 68 | 146 | 215 |
| Namyangju-si | S.T | 1,183 | 130 | 395 | 658 | 2,673 | 335 | 964 | 1,374 |
| | M | 842 | 105 | 285 | 452 | 1,823 | 219 | 627 | 977 |
| | F | 341 | 25 | 110 | 206 | 850 | 116 | 337 | 397 |
| Osan-si | S.T | 526 | 109 | 169 | 248 | 1,210 | 129 | 362 | 719 |
| | M | 400 | 88 | 124 | 188 | 952 | 95 | 279 | 578 |
| | F | 126 | 21 | 45 | 60 | 258 | 34 | 83 | 141 |
| Siheung-si | S.T | 1,318 | 296 | 412 | 610 | 3,371 | 325 | 1,318 | 1,728 |
| | M | 1,086 | 258 | 337 | 491 | 2,733 | 239 | 1,060 | 1,434 |
| | F | 232 | 38 | 75 | 119 | 638 | 86 | 258 | 294 |
| Gunpo-si | S.T | 838 | 141 | 275 | 422 | 1,808 | 259 | 625 | 924 |
| | M | 615 | 105 | 199 | 311 | 1,341 | 174 | 459 | 708 |
| | F | 223 | 36 | 76 | 111 | 467 | 85 | 166 | 216 |
| Uiwang-si | S.T | 357 | 54 | 117 | 186 | 826 | 99 | 318 | 409 |
| | M | 275 | 45 | 89 | 141 | 600 | 62 | 236 | 302 |
| | F | 82 | 9 | 28 | 45 | 226 | 37 | 82 | 107 |
| Hanam-si | S.T | 281 | 35 | 81 | 165 | 732 | 102 | 246 | 384 |
| | M | 215 | 25 | 62 | 128 | 502 | 61 | 173 | 268 |
| | F | 66 | 10 | 19 | 37 | 230 | 41 | 73 | 116 |
| Yongin-si Cheoin-gu | S.T | 460 | 75 | 142 | 243 | 940 | 147 | 320 | 473 |
| | M | 354 | 62 | 111 | 181 | 702 | 99 | 238 | 365 |
| | F | 106 | 13 | 31 | 62 | 238 | 48 | 82 | 108 |
| Yongin-si Giheung-gu | S.T | 635 | 76 | 196 | 363 | 1,493 | 162 | 528 | 803 |
| | M | 494 | 61 | 139 | 294 | 1,125 | 103 | 381 | 641 |
| | F | 141 | 15 | 57 | 69 | 368 | 59 | 147 | 162 |

Screening by District and Gender (Diabetes, Hypertension) <Cont'd>

XX a
(Unit : Person)

| Division | | (Diabetes) | | | | (Hypertension) | | | |
|----------------|-----|------------|--------|---------------------------|----------|----------------|--------|------------------|--------------|
| | | Total | Normal | Fasting blood sugar level | Diabetes | Total | Normal | Pre-hypertension | Hypertension |
| Yongin-si | S.T | 463 | 58 | 163 | 242 | 1,026 | 110 | 358 | 558 |
| | M | 353 | 46 | 126 | 181 | 767 | 84 | 250 | 433 |
| | F | 110 | 12 | 37 | 61 | 259 | 26 | 108 | 125 |
| Suji-gu | S.T | 921 | 167 | 312 | 442 | 2,500 | 454 | 873 | 1,173 |
| | M | 698 | 127 | 246 | 325 | 1,813 | 303 | 657 | 853 |
| | F | 223 | 40 | 66 | 117 | 687 | 151 | 216 | 320 |
| Paju-si | S.T | 498 | 126 | 152 | 220 | 1,302 | 154 | 461 | 687 |
| | M | 353 | 81 | 114 | 158 | 963 | 100 | 351 | 512 |
| | F | 145 | 45 | 38 | 62 | 339 | 54 | 110 | 175 |
| Icheon-si | S.T | 560 | 120 | 181 | 259 | 1,372 | 158 | 504 | 710 |
| | M | 439 | 92 | 147 | 200 | 958 | 101 | 355 | 502 |
| | F | 121 | 28 | 34 | 59 | 414 | 57 | 149 | 208 |
| Anseong-si | S.T | 663 | 133 | 232 | 298 | 1,833 | 194 | 633 | 1,006 |
| | M | 511 | 100 | 183 | 228 | 1,359 | 131 | 442 | 786 |
| | F | 152 | 33 | 49 | 70 | 474 | 63 | 191 | 220 |
| Gimpo-si | S.T | 1,348 | 261 | 399 | 688 | 3,569 | 434 | 1,095 | 2,040 |
| | M | 1,106 | 216 | 325 | 565 | 2,946 | 316 | 906 | 1,724 |
| | F | 242 | 45 | 74 | 123 | 623 | 118 | 189 | 316 |
| Hwaseong-si | S.T | 491 | 80 | 151 | 260 | 1,347 | 157 | 490 | 700 |
| | M | 363 | 63 | 115 | 185 | 997 | 101 | 354 | 542 |
| | F | 128 | 17 | 36 | 75 | 350 | 56 | 136 | 158 |
| Gwangju-si | S.T | 536 | 89 | 176 | 271 | 967 | 150 | 332 | 485 |
| | M | 394 | 67 | 124 | 203 | 737 | 104 | 249 | 384 |
| | F | 142 | 22 | 52 | 68 | 230 | 46 | 83 | 101 |
| Yangju-si | S.T | 472 | 79 | 156 | 237 | 921 | 137 | 279 | 505 |
| | M | 347 | 63 | 110 | 174 | 641 | 89 | 187 | 365 |
| | F | 125 | 16 | 46 | 63 | 280 | 48 | 92 | 140 |
| Pocheon-si | S.T | 233 | 57 | 66 | 110 | 480 | 72 | 155 | 253 |
| | M | 154 | 35 | 42 | 77 | 344 | 49 | 116 | 179 |
| | F | 79 | 22 | 24 | 33 | 136 | 23 | 39 | 74 |
| Yeoju-gun | S.T | 97 | 19 | 23 | 55 | 212 | 49 | 68 | 95 |
| | M | 77 | 13 | 17 | 47 | 145 | 28 | 47 | 70 |
| | F | 20 | 6 | 6 | 8 | 67 | 21 | 21 | 25 |
| Yeoncheon-gun | S.T | 109 | 24 | 28 | 57 | 246 | 34 | 84 | 128 |
| | M | 83 | 17 | 22 | 44 | 178 | 25 | 58 | 95 |
| | F | 26 | 7 | 6 | 13 | 68 | 9 | 26 | 33 |
| Gapyeong-gun | S.T | 184 | 22 | 54 | 108 | 441 | 68 | 152 | 221 |
| | M | 126 | 16 | 34 | 76 | 274 | 38 | 91 | 145 |
| | F | 58 | 6 | 20 | 32 | 167 | 30 | 61 | 76 |
| Yangpyeong-gun | S.T | 4,133 | 768 | 1,418 | 1,947 | 8,787 | 1,233 | 3,372 | 4,182 |
| | M | 3,129 | 575 | 1,090 | 1,464 | 6,234 | 767 | 2,330 | 3,137 |
| | F | 1,004 | 193 | 328 | 483 | 2,553 | 466 | 1,042 | 1,045 |
| Gangwon | | | | | | | | | |

Note) Based on Resident Registration Address

Table I -14

Statistics on Secondary Diagnoses Based on General Health

| Division | | (Diabetes) | | | | (Hypertension) | | | |
|-----------------|-----|------------|--------|---------------------------|----------|----------------|--------|------------------|--------------|
| | | Total | Normal | Fasting blood sugar level | Diabetes | Total | Normal | Pre-hypertension | Hypertension |
| Chuncheon-si | S.T | 761 | 136 | 257 | 368 | 1,440 | 248 | 596 | 596 |
| | M | 540 | 84 | 189 | 267 | 998 | 147 | 404 | 447 |
| | F | 221 | 52 | 68 | 101 | 442 | 101 | 192 | 149 |
| Wonju-si | S.T | 887 | 191 | 275 | 421 | 1,891 | 292 | 712 | 887 |
| | M | 653 | 144 | 203 | 306 | 1,333 | 189 | 488 | 656 |
| | F | 234 | 47 | 72 | 115 | 558 | 103 | 224 | 231 |
| Gangneung-si | S.T | 542 | 68 | 204 | 270 | 1,500 | 169 | 571 | 760 |
| | M | 393 | 46 | 149 | 198 | 980 | 84 | 368 | 528 |
| | F | 149 | 22 | 55 | 72 | 520 | 85 | 203 | 232 |
| Donghae-si | S.T | 394 | 64 | 166 | 164 | 643 | 61 | 270 | 312 |
| | M | 314 | 52 | 133 | 129 | 480 | 39 | 187 | 254 |
| | F | 80 | 12 | 33 | 35 | 163 | 22 | 83 | 58 |
| Taebaek-si | S.T | 273 | 64 | 96 | 113 | 591 | 98 | 182 | 311 |
| | M | 238 | 61 | 86 | 91 | 436 | 56 | 130 | 250 |
| | F | 35 | 3 | 10 | 22 | 155 | 42 | 52 | 61 |
| Sokcho-si | S.T | 152 | 20 | 46 | 86 | 278 | 59 | 91 | 128 |
| | M | 110 | 14 | 38 | 58 | 198 | 41 | 68 | 89 |
| | F | 42 | 6 | 8 | 28 | 80 | 18 | 23 | 39 |
| Samcheok-si | S.T | 330 | 64 | 131 | 135 | 513 | 22 | 193 | 298 |
| | M | 268 | 54 | 106 | 108 | 409 | 13 | 138 | 258 |
| | F | 62 | 10 | 25 | 27 | 104 | 9 | 55 | 40 |
| Hongcheon-gun | S.T | 142 | 25 | 51 | 66 | 389 | 60 | 168 | 161 |
| | M | 99 | 15 | 39 | 45 | 265 | 43 | 118 | 104 |
| | F | 43 | 10 | 12 | 21 | 124 | 17 | 50 | 57 |
| Hoengseong-gun | S.T | 57 | 9 | 10 | 38 | 219 | 29 | 88 | 102 |
| | M | 44 | 7 | 7 | 30 | 142 | 19 | 52 | 71 |
| | F | 13 | 2 | 3 | 8 | 77 | 10 | 36 | 31 |
| Yeongwol-gun | S.T | 102 | 26 | 25 | 51 | 189 | 22 | 58 | 109 |
| | M | 84 | 20 | 23 | 41 | 140 | 12 | 42 | 86 |
| | F | 18 | 6 | 2 | 10 | 49 | 10 | 16 | 23 |
| Pyeongchang-gun | S.T | 81 | 17 | 24 | 40 | 185 | 29 | 58 | 98 |
| | M | 49 | 9 | 11 | 29 | 130 | 21 | 40 | 69 |
| | F | 32 | 8 | 13 | 11 | 55 | 8 | 18 | 29 |
| Jeongseon-gun | S.T | 89 | 25 | 19 | 45 | 245 | 39 | 98 | 108 |
| | M | 75 | 21 | 18 | 36 | 200 | 30 | 77 | 93 |
| | F | 14 | 4 | 1 | 9 | 45 | 9 | 21 | 15 |
| Cheorwon-gun | S.T | 93 | 12 | 37 | 44 | 240 | 23 | 80 | 137 |
| | M | 80 | 11 | 31 | 38 | 155 | 16 | 51 | 88 |
| | F | 13 | 1 | 6 | 6 | 85 | 7 | 29 | 49 |
| Hwacheon-gun | S.T | 41 | 7 | 18 | 16 | 117 | 24 | 53 | 40 |
| | M | 33 | 7 | 13 | 13 | 95 | 20 | 43 | 32 |
| | F | 8 | - | 5 | 3 | 22 | 4 | 10 | 8 |

aX

X

Screening by District and Gender (Diabetes, Hypertension) <Cont'd>

XX a
(Unit : Person)

| | | Total | Normal | Fasting blood sugar level | Diabetes | Total | Normal | Pre- hypertension | Hypertension |
|---------------|-----|-------|--------|------------------------------|----------|-------|--------|----------------------|--------------|
| Yanggu-gun | S.T | 36 | 9 | 10 | 17 | 71 | 15 | 32 | 24 |
| | M | 30 | 6 | 9 | 15 | 57 | 8 | 26 | 23 |
| | F | 6 | 3 | 1 | 2 | 14 | 7 | 6 | 1 |
| Inje-gun | S.T | 76 | 18 | 26 | 32 | 109 | 16 | 46 | 47 |
| | M | 64 | 16 | 22 | 26 | 88 | 11 | 37 | 40 |
| | F | 12 | 2 | 4 | 6 | 21 | 5 | 9 | 7 |
| Goseong-gun | S.T | 44 | 10 | 12 | 22 | 75 | 12 | 37 | 26 |
| | M | 33 | 6 | 9 | 18 | 59 | 9 | 31 | 19 |
| | F | 11 | 4 | 3 | 4 | 16 | 3 | 6 | 7 |
| Yangyang-gun | S.T | 33 | 3 | 11 | 19 | 92 | 15 | 39 | 38 |
| | M | 22 | 2 | 4 | 16 | 69 | 9 | 30 | 30 |
| | F | 11 | 1 | 7 | 3 | 23 | 6 | 9 | 8 |
| Chungbuk | S.T | 4,404 | 1,152 | 1,313 | 1,939 | 9,575 | 1,085 | 3,933 | 4,557 |
| | M | 3,306 | 872 | 952 | 1,482 | 7,180 | 704 | 2,974 | 3,502 |
| | F | 1,098 | 280 | 361 | 457 | 2,395 | 381 | 959 | 1,055 |
| | S.T | 729 | 184 | 226 | 319 | 1,365 | 139 | 561 | 665 |
| | M | 510 | 125 | 147 | 238 | 1,008 | 94 | 427 | 487 |
| | F | 219 | 59 | 79 | 81 | 357 | 45 | 134 | 178 |
| | S.T | 1,149 | 320 | 351 | 478 | 2,414 | 267 | 1,082 | 1,065 |
| | M | 854 | 239 | 248 | 367 | 1,873 | 177 | 858 | 838 |
| | F | 295 | 81 | 103 | 111 | 541 | 90 | 224 | 227 |
| Chungju-si | S.T | 406 | 78 | 115 | 213 | 1,255 | 145 | 441 | 669 |
| | M | 316 | 63 | 90 | 163 | 965 | 100 | 343 | 522 |
| | F | 90 | 15 | 25 | 50 | 290 | 45 | 98 | 147 |
| Jecheon-si | S.T | 455 | 97 | 145 | 213 | 1,088 | 126 | 449 | 513 |
| | M | 345 | 77 | 101 | 167 | 755 | 71 | 313 | 371 |
| | F | 110 | 20 | 44 | 46 | 333 | 55 | 136 | 142 |
| Cheongwon-gun | S.T | 484 | 140 | 139 | 205 | 926 | 101 | 426 | 399 |
| | M | 374 | 105 | 110 | 159 | 730 | 66 | 333 | 331 |
| | F | 110 | 35 | 29 | 46 | 196 | 35 | 93 | 68 |
| Boeun-gun | S.T | 62 | 11 | 30 | 21 | 107 | 28 | 36 | 43 |
| | M | 45 | 9 | 21 | 15 | 77 | 19 | 27 | 31 |
| | F | 17 | 2 | 9 | 77 | | 159 | 68 | 626 |

Table I -14

Statistics on Secondary Diagnoses Based on General Health

| Division | | (Diabetes) | | | | (Hypertension) | | | |
|--------------------------|-----|--------------|--------------|---------------------------|--------------|----------------|--------------|------------------|--------------|
| | | Total | Normal | Fasting blood sugar level | Diabetes | Total | Normal | Pre-hypertension | Hypertension |
| Jincheon-gun | S.T | 303 | 95 | 76 | 132 | 585 | 72 | 196 | 317 |
| | M | 246 | 76 | 63 | 107 | 432 | 41 | 147 | 244 |
| | F | 57 | 19 | 13 | 25 | 153 | 31 | 49 | 73 |
| Goesan-gun | S.T | 81 | 18 | 33 | 30 | 173 | 25 | 59 | 89 |
| | M | 53 | 11 | 19 | 23 | 115 | 13 | 39 | 63 |
| | F | 28 | 7 | 14 | 7 | 58 | 12 | 20 | 26 |
| Eumseong-gun | S.T | 342 | 93 | 74 | 175 | 791 | 79 | 285 | 427 |
| | M | 261 | 72 | 56 | 133 | 599 | 50 | 207 | 342 |
| | F | 81 | 21 | 18 | 42 | 192 | 29 | 78 | 85 |
| Danyang-gun | S.T | 86 | 27 | 25 | 34 | 189 | 9 | 90 | 90 |
| | M | 66 | 20 | 18 | 28 | 129 | 7 | 63 | 59 |
| | F | 20 | 7 | 7 | 6 | 60 | 2 | 27 | 31 |
| Chungnam | S.T | 5,508 | 1,128 | 2,043 | 2,337 | 13,134 | 1,269 | 5,570 | 6,295 |
| | M | 4,233 | 888 | 1,553 | 1,792 | 10,070 | 843 | 4,311 | 4,916 |
| | F | 1,275 | 240 | 490 | 545 | 3,064 | 426 | 1,259 | 1,379 |
| Cheonan-si Dongnam-gu | S.T | 668 | 114 | 256 | 298 | 1,783 | 141 | 760 | 882 |
| | M | 531 | 93 | 204 | 234 | 1,418 | 93 | 608 | 717 |
| | F | 137 | 21 | 52 | 64 | 365 | 48 | 152 | 165 |
| Cheonan-si Seobuk-gu | S.T | 871 | 172 | 308 | 391 | 2,678 | 216 | 1,230 | 1,232 |
| | M | 681 | 136 | 239 | 306 | 2,170 | 144 | 1,008 | 1,018 |
| | F | 190 | 36 | 69 | 85 | 508 | 72 | 222 | 214 |
| Gongju-si | S.T | 348 | 60 | 120 | 168 | 921 | 103 | 349 | 469 |
| | M | 226 | 44 | 70 | 112 | 615 | 62 | 229 | 324 |
| | F | 122 | 16 | 50 | 56 | 306 | 41 | 120 | 145 |
| Boryeong-si | S.T | 271 | 70 | 99 | 102 | 638 | 82 | 202 | 354 |
| | M | 197 | 52 | 73 | 72 | 419 | 56 | 122 | 241 |
| | F | 74 | 18 | 26 | 30 | 219 | 26 | 80 | 113 |
| Asan-si | S.T | 843 | 168 | 334 | 341 | 2,275 | 147 | 1,089 | 1,039 |
| | M | 671 | 132 | 265 | 274 | 1,958 | 112 | 967 | 879 |
| | F | 172 | 36 | 69 | 67 | 317 | 35 | 122 | 160 |
| Seosan-si | S.T | 579 | 113 | 211 | 255 | 1,091 | 96 | 461 | 534 |
| | M | 450 | 94 | 162 | 194 | 847 | 71 | 346 | 430 |
| | F | 129 | 19 | 49 | 61 | 244 | 25 | 115 | 104 |
| Nonsan-si | S.T | 288 | 52 | 107 | 129 | 631 | 126 | 242 | 263 |
| | M | 207 | 37 | 75 | 95 | 425 | 85 | 168 | 172 |
| | F | 81 | 15 | 32 | 34 | 206 | 41 | 74 | 91 |
| Gyeryong-si | S.T | 117 | 24 | 51 | 42 | 170 | 25 | 62 | 83 |
| | M | 97 | 20 | 43 | 34 | 134 | 17 | 50 | 67 |
| | F | 20 | 4 | 8 | 8 | 36 | 8 | 12 | 16 |
| Dangjin-si | S.T | 495 | 97 | 189 | 209 | 939 | 80 | 355 | 504 |
| | M | 413 | 86 | 150 | 177 | 747 | 61 | 277 | 409 |
| | F | 82 | 11 | 39 | 32 | 192 | 19 | 78 | 95 |

aX

X

Screening by District and Gender (Diabetes, Hypertension) <Cont'd>

XX a
(Unit : Person)

| Division | | (Diabetes) | | | | (Hypertension) | | | |
|-------------------------|-----|--------------|--------------|---------------------------|--------------|----------------|--------------|------------------|--------------|
| | | Total | Normal | Fasting blood sugar level | Diabetes | Total | Normal | Pre-hypertension | Hypertension |
| Geumsan-gun | S.T | 130 | 29 | 48 | 53 | 242 | 20 | 95 | 127 |
| | M | 108 | 27 | 41 | 40 | 173 | 14 | 69 | 90 |
| | F | 22 | 2 | 7 | 13 | 69 | 6 | 26 | 37 |
| Buyeo-gun | S.T | 154 | 41 | 58 | 55 | 313 | 60 | 102 | 151 |
| | M | 107 | 27 | 35 | 45 | 183 | 28 | 61 | 94 |
| | F | 47 | 14 | 23 | 10 | 130 | 32 | 41 | 57 |
| Seocheon-gun | S.T | 194 | 51 | 75 | 68 | 253 | 34 | 103 | 116 |
| | M | 144 | 40 | 57 | 47 | 166 | 19 | 59 | 88 |
| | F | 50 | 11 | 18 | 21 | 87 | 15 | 44 | 28 |
| Cheongyang-gun | S.T | 63 | 10 | 24 | 29 | 110 | 11 | 44 | 55 |
| | M | 44 | 8 | 18 | 18 | 70 | 5 | 25 | 40 |
| | F | 19 | 2 | 6 | 11 | 40 | 6 | 19 | 15 |
| Hongseong-gun | S.T | 183 | 58 | 61 | 64 | 429 | 41 | 165 | 223 |
| | M | 127 | 35 | 44 | 48 | 279 | 23 | 99 | 157 |
| | F | 56 | 23 | 17 | 16 | 150 | 18 | 66 | 66 |
| Yesan-gun | S.T | 189 | 41 | 67 | 81 | 393 | 38 | 218 | 137 |
| | M | 146 | 36 | 52 | 58 | 288 | 25 | 162 | 101 |
| | F | 43 | 5 | 15 | 23 | 105 | 13 | 56 | 36 |
| Taeon-gun | S.T | 115 | 28 | 35 | 52 | 268 | 49 | 93 | 126 |
| | M | 84 | 21 | 25 | 38 | 178 | 28 | 61 | 89 |
| | F | 31 | 7 | 10 | 14 | 90 | 21 | 32 | 37 |
| Jeonbuk | S.T | 5,293 | 1,017 | 2,061 | 2,215 | 8,793 | 1,293 | 3,314 | 4,186 |
| | M | 3,918 | 748 | 1,524 | 1,646 | 6,158 | 780 | 2,355 | 3,023 |
| | F | 1,375 | 269 | 537 | 569 | 2,635 | 513 | 959 | 1,163 |
| Jeonju-si Wansan-gu | S.T | 872 | 146 | 346 | 380 | 1,229 | 143 | 470 | 616 |
| | M | 627 | 101 | 253 | 273 | 848 | 86 | 330 | 432 |
| | F | 245 | 45 | 93 | 107 | 381 | 57 | 140 | 184 |
| Jeonju-si Deokjin-gu | S.T | 840 | 140 | 349 | 351 | 1,251 | 158 | 465 | 628 |
| | M | 609 | 98 | 252 | 259 | 928 | 112 | 362 | 454 |
| | F | 231 | 42 | 97 | 92 | 323 | 46 | 103 | 174 |
| Gunsan-si | S.T | 1,101 | 237 | 388 | 476 | 1,510 | 186 | 583 | 741 |
| | M | 874 | 185 | 306 | 383 | 1,203 | 133 | 469 | 601 |
| | F | 227 | 52 | 82 | 93 | 307 | 53 | 114 | 140 |
| Iksan-si | S.T | 988 | 201 | 410 | 377 | 1,919 | 367 | 692 | 860 |
| | M | 705 | 145 | 292 | 268 | 1,315 | 199 | 479 | 637 |
| | F | 283 | 56 | 118 | 109 | 604 | 168 | 213 | 223 |
| Jeongeup-si | S.T | 330 | 65 | 130 | 135 | 477 | 47 | 199 | 231 |
| | M | 245 | 48 | 95 | 102 | 324 | 29 | 148 | 147 |
| | F | 85 | 17 | 35 | 33 | 153 | 18 | 51 | 84 |
| Namwon-si | S.T | 192 | 30 | 78 | 84 | 705 | 96 | 293 | 316 |
| | M | 136 | 17 | 59 | 60 | 378 | 41 | 162 | 175 |
| | F | 56 | 13 | 19 | 24 | 327 | 55 | 131 | 141 |

Note) Based on Resident Registration Address

Table I -14

Statistics on Secondary Diagnoses Based on General Health

| Division | | (Diabetes) | | | | (Hypertension) | | | |
|--------------|-----|--------------|--------------|---------------------------|--------------|----------------|--------------|------------------|--------------|
| | | Total | Normal | Fasting blood sugar level | Diabetes | Total | Normal | Pre-hypertension | Hypertension |
| Gimje-si | S.T | 216 | 45 | 82 | 89 | 319 | 60 | 110 | 149 |
| | M | 168 | 36 | 62 | 70 | 234 | 40 | 73 | 121 |
| | F | 48 | 9 | 20 | 19 | 85 | 20 | 37 | 28 |
| Wanju-gun | S.T | 214 | 50 | 80 | 84 | 355 | 41 | 143 | 171 |
| | M | 166 | 42 | 62 | 62 | 287 | 33 | 113 | 141 |
| | F | 48 | 8 | 18 | 22 | 68 | 8 | 30 | 30 |
| Jinan-gun | S.T | 46 | 4 | 24 | 18 | 66 | 12 | 26 | 28 |
| | M | 37 | 4 | 18 | 15 | 51 | 8 | 18 | 25 |
| | F | 9 | - | 6 | 3 | 15 | 4 | 8 | 3 |
| Muju-gun | S.T | 28 | 9 | 9 | 10 | 70 | 11 | 24 | 35 |
| | M | 21 | 6 | 6 | 9 | 56 | 8 | 19 | 29 |
| | F | 7 | 3 | 3 | 1 | 14 | 3 | 5 | 6 |
| Jangsu-gun | S.T | 58 | 25 | 23 | 10 | 81 | 23 | 29 | 29 |
| | M | 39 | 13 | 19 | 7 | 45 | 13 | 11 | 21 |
| | F | 19 | 12 | 4 | 3 | 36 | 10 | 18 | 8 |
| Imsil-gun | S.T | 44 | 5 | 22 | 17 | 84 | 7 | 32 | 45 |
| | M | 35 | 5 | 16 | 14 | 62 | 5 | 23 | 34 |
| | F | 9 | - | 6 | 3 | 22 | 2 | 9 | 11 |
| Sunchang-gun | S.T | 91 | 13 | 33 | 45 | 375 | 83 | 125 | 167 |
| | M | 63 | 9 | 24 | 30 | 204 | 42 | 69 | 93 |
| | F | 28 | 4 | 9 | 15 | 171 | 41 | 56 | 74 |
| Gochang-gun | S.T | 175 | 32 | 50 | 93 | 157 | 30 | 56 | 71 |
| | M | 121 | 25 | 35 | 61 | 114 | 16 | 44 | 54 |
| | F | 54 | 7 | 15 | 32 | 43 | 14 | 12 | 17 |
| Buan-gun | S.T | 98 | 15 | 37 | 46 | 195 | 29 | 67 | 99 |
| | M | 72 | 14 | 25 | 33 | 109 | 15 | 35 | 59 |
| | F | 26 | 1 | 12 | 13 | 86 | 14 | 32 | 40 |
| Jeonnam | S.T | 7,011 | 1,595 | 2,793 | 2,623 | 8,280 | 1,270 | 3,264 | 3,746 |
| | M | 5,242 | 1,166 | 2,105 | 1,971 | 5,732 | 768 | 2,287 | 2,677 |
| | F | 1,769 | 429 | 688 | 652 | 2,548 | 502 | 977 | 1,069 |
| Mokpo-si | S.T | 1,039 | 263 | 411 | 365 | 1,024 | 161 | 405 | 458 |
| | M | 741 | 191 | 287 | 263 | 639 | 92 | 239 | 308 |
| | F | 298 | 72 | 124 | 102 | 385 | 69 | 166 | 150 |
| Yeosu-si | S.T | 1,290 | 265 | 517 | 508 | 1,550 | 123 | 581 | 846 |
| | M | 992 | 205 | 402 | 385 | 1,104 | 83 | 416 | 605 |
| | F | 298 | 60 | 115 | 123 | 446 | 40 | 165 | 241 |
| Suncheon-si | S.T | 1,270 | 310 | 516 | 444 | 1,272 | 233 | 546 | 493 |
| | M | 950 | 239 | 391 | 320 | 873 | 139 | 370 | 364 |
| | F | 320 | 71 | 125 | 124 | 399 | 94 | 176 | 129 |
| Naju-si | S.T | 367 | 77 | 150 | 140 | 328 | 51 | 112 | 165 |
| | M | 252 | 50 | 98 | 104 | 218 | 31 | 80 | 107 |
| | F | 115 | 27 | 52 | 36 | 110 | 20 | 32 | 58 |

aX

X

\$ / l fi. O

Screening by District and Gender (Diabetes, Hypertension) <Cont'd>

XX a
(Unit : Person)

| Division | | (Diabetes) | | | | (Hypertension) | | | |
|----------------|-----|------------|--------|---------------------------|----------|----------------|--------|------------------|--------------|
| | | Total | Normal | Fasting blood sugar level | Diabetes | Total | Normal | Pre-hypertension | Hypertension |
| Gwangyang-si | S.T | 926 | 158 | 419 | 349 | 1,178 | 119 | 607 | 452 |
| | M | 793 | 132 | 349 | 312 | 1,043 | 84 | 546 | 413 |
| | F | 133 | 26 | 70 | 37 | 135 | 35 | 61 | 39 |
| Damyang-gun | S.T | 97 | 21 | 40 | 36 | 152 | 39 | 48 | 65 |
| | M | 74 | 16 | 32 | 26 | 102 | 21 | 35 | 46 |
| | F | 23 | 5 | 8 | 10 | 50 | 18 | 13 | 19 |
| Gokseong-gun | S.T | 96 | 22 | 33 | 41 | 151 | 21 | 54 | 76 |
| | M | 72 | 16 | 25 | 31 | 121 | 16 | 41 | 64 |
| | F | 24 | 6 | 8 | 10 | 30 | 5 | 13 | 12 |
| Gurye-gun | S.T | 68 | 24 | 18 | 26 | 78 | 8 | 30 | 40 |
| | M | 42 | 13 | 11 | 18 | 53 | 7 | 22 | 24 |
| | F | 26 | 11 | 7 | 8 | 25 | 1 | 8 | 16 |
| Goheung-gun | S.T | 128 | 26 | 54 | 48 | 409 | 55 | 111 | 243 |
| | M | 82 | 18 | 37 | 27 | 214 | 21 | 63 | 130 |
| | F | 46 | 8 | 17 | 21 | 195 | 34 | 48 | 113 |
| Boseong-gun | S.T | 153 | 22 | 63 | 68 | 347 | 73 | 99 | 175 |
| | M | 93 | 12 | 37 | 44 | 182 | 37 | 43 | 102 |
| | F | 60 | 10 | 26 | 24 | 165 | 36 | 56 | 73 |
| Hwasun-gun | S.T | 210 | 55 | 77 | 78 | 203 | 28 | 79 | 96 |
| | M | 163 | 41 | 61 | 61 | 132 | 14 | 53 | 65 |
| | F | 47 | 14 | 16 | 17 | 71 | 14 | 26 | 31 |
| Jangheung-gun | S.T | 83 | 20 | 38 | 25 | 72 | 15 | 31 | 26 |
| | M | 55 | 11 | 26 | 18 | 42 | 5 | 23 | 14 |
| | F | 28 | 9 | 12 | 7 | 30 | 10 | 8 | 12 |
| Gangjin-gun | S.T | 54 | 16 | 14 | 24 | 123 | 30 | 53 | 40 |
| | M | 33 | 9 | 8 | 16 | 71 | 14 | 32 | 25 |
| | F | 21 | 7 | 6 | 8 | 52 | 16 | 21 | 15 |
| Haenam-gun | S.T | 147 | 32 | 50 | 65 | 173 | 50 | 63 | 60 |
| | M | 105 | 18 | 39 | 48 | 98 | 27 | 33 | 38 |
| | F | 42 | 14 | 11 | 17 | 75 | 23 | 30 | 22 |
| Yeongam-gun | S.T | 234 | 72 | 91 | 71 | 190 | 52 | 64 | 74 |
| | M | 189 | 57 | 75 | 57 | 133 | 32 | 44 | 57 |
| | F | 45 | 15 | 16 | 14 | 57 | 20 | 20 | 17 |
| Muan-gun | S.T | 203 | 62 | 69 | 72 | 258 | 56 | 94 | 108 |
| | M | 153 | 41 | 57 | 55 | 179 | 42 | 66 | 71 |
| | F | 50 | 21 | 12 | 17 | 79 | 14 | 28 | 37 |
| Hampyeong-gun | S.T | 73 | 14 | 22 | 37 | 108 | 24 | 38 | 46 |
| | M | 48 | 8 | 15 | 25 | 77 | 15 | 23 | 39 |
| | F | 25 | 6 | 7 | 12 | 31 | 9 | 15 | 7 |
| Yeonggwang-gun | S.T | 161 | 51 | 46 | 64 | 127 | 22 | 53 | 52 |
| | M | 114 | 32 | 38 | 44 | 89 | 14 | 38 | 37 |
| | F | 47 | 19 | 8 | 20 | 38 | 8 | 15 | 15 |

Note) Based on Resident Registration Address

| Division | | (Diabetes) | | | | (Hypertension) | | | |
|---------------------|-----|--------------|--------------|---------------------------|--------------|----------------|--------------|------------------|--------------|
| | | Total | Normal | Fasting blood sugar level | Diabetes | Total | Normal | Pre-hypertension | Hypertension |
| Jangseong-gun | S.T | 124 | 31 | 43 | 50 | 184 | 33 | 68 | 83 |
| | M | 85 | 22 | 29 | 34 | 137 | 26 | 45 | 66 |
| | F | 39 | 9 | 14 | 16 | 47 | 7 | 23 | 17 |
| Wando-gun | S.T | 86 | 10 | 44 | 32 | 99 | 27 | 40 | 32 |
| | M | 65 | 8 | 35 | 22 | 70 | 15 | 30 | 25 |
| | F | 21 | 2 | 9 | 10 | 29 | 12 | 10 | 7 |
| Jindo-gun | S.T | 56 | 14 | 17 | 25 | 46 | 13 | 14 | 19 |
| | M | 45 | 9 | 14 | 22 | 34 | 11 | 8 | 15 |
| | F | 11 | 5 | 3 | 3 | 12 | 2 | 6 | 4 |
| Sinan-gun | S.T | 146 | 30 | 61 | 55 | 208 | 37 | 74 | 97 |
| | M | 96 | 18 | 39 | 39 | 121 | 22 | 37 | 62 |
| | F | 50 | 12 | 22 | 16 | 87 | 15 | 37 | 35 |
| Gyeongbuk | S.T | 9,415 | 2,168 | 3,438 | 3,809 | 16,346 | 1,386 | 6,705 | 8,255 |
| | M | 7,219 | 1,636 | 2,606 | 2,977 | 12,639 | 869 | 5,186 | 6,584 |
| | F | 2,196 | 532 | 832 | 832 | 3,707 | 517 | 1,519 | 1,671 |
| Pohang-si Nam-gu | S.T | 1,217 | 299 | 405 | 513 | 2,476 | 99 | 893 | 1,484 |
| | M | 1,049 | 263 | 343 | 443 | 2,163 | 69 | 754 | 1,340 |
| | F | 168 | 36 | 62 | 70 | 313 | 30 | 139 | 144 |
| Pohang-si Buk-gu | S.T | 1,257 | 335 | 451 | 471 | 1,957 | 120 | 738 | 1,099 |
| | M | 1,063 | 272 | 381 | 410 | 1,630 | 76 | 609 | 945 |
| | F | 194 | 63 | 70 | 61 | 327 | 44 | 129 | 154 |
| Gyeongju-si | S.T | 1,220 | 339 | 432 | 449 | 2,236 | 162 | 778 | 1,296 |
| | M | 915 | 246 | 329 | 340 | 1,777 | 106 | 609 | 1,062 |
| | F | 305 | 93 | 103 | 109 | 459 | 56 | 169 | 234 |
| Gimcheon-si | S.T | 446 | 87 | 166 | 193 | 710 | 63 | 299 | 348 |
| | M | 316 | 53 | 122 | 141 | 479 | 33 | 212 | 234 |
| | F | 130 | 34 | 44 | 52 | 231 | 30 | 87 | 114 |
| Andong-si | S.T | 513 | 89 | 173 | 251 | 707 | 96 | 276 | 335 |
| | M | 359 | 66 | 117 | 176 | 423 | 51 | 165 | 207 |
| | F | 154 | 23 | 56 | 75 | 284 | 45 | 111 | 128 |
| Gumi-si | S.T | 1,570 | 271 | 694 | 605 | 2,526 | 110 | 1,457 | 959 |
| | M | 1,209 | 195 | 519 | 495 | 2,110 | 85 | 1,232 | 793 |
| | F | 361 | 76 | 175 | 110 | 416 | 25 | 225 | 166 |
| Yeongju-si | S.T | 285 | 58 | 113 | 114 | 571 | 127 | 235 | 209 |
| | M | 212 | 43 | 84 | 85 | 362 | 60 | 150 | 152 |
| | F | 73 | 15 | 29 | 29 | 209 | 67 | 85 | 57 |
| Yeongcheon-si | S.T | 396 | 134 | 127 | 135 | 583 | 56 | 217 | 310 |
| | M | 263 | 85 | 83 | 95 | 410 | 36 | 148 | 226 |
| | F | 133 | 49 | 44 | 40 | 173 | 20 | 69 | 84 |
| Sangju-si | S.T | 197 | 29 | 67 | 101 | 246 | 28 | 92 | 126 |
| | M | 131 | 23 | 48 | 60 | 180 | 13 | 65 | 102 |
| | F | 66 | 6 | 19 | 41 | 66 | 15 | 27 | 24 |

aX

X

Screening by District and Gender (Diabetes, Hypertension) <Cont'd>

XX a
(Unit : Person)

| Division | | (Diabetes) | | | | (Hypertension) | | | |
|----------------|-----|------------|--------|---------------------------|----------|----------------|--------|------------------|--------------|
| | | Total | Normal | Fasting blood sugar level | Diabetes | Total | Normal | Pre-hypertension | Hypertension |
| Mungyeong-si | S.T | 237 | 25 | 79 | 133 | 290 | 43 | 103 | 144 |
| | M | 164 | 15 | 55 | 94 | 194 | 22 | 67 | 105 |
| | F | 73 | 10 | 24 | 39 | 96 | 21 | 36 | 39 |
| Gyeongsan-si | S.T | 786 | 255 | 267 | 264 | 1,396 | 147 | 528 | 721 |
| | M | 613 | 203 | 201 | 209 | 1,014 | 102 | 380 | 532 |
| | F | 173 | 52 | 66 | 55 | 382 | 45 | 148 | 189 |
| Gunwi-gun | S.T | 51 | 5 | 21 | 25 | 121 | 5 | 49 | 67 |
| | M | 34 | 5 | 14 | 15 | 75 | 3 | 28 | 44 |
| | F | 17 | - | 7 | 10 | 46 | 2 | 21 | 23 |
| Uiseong-gun | S.T | 132 | 28 | 43 | 61 | 186 | 12 | 80 | 94 |
| | M | 89 | 15 | 28 | 46 | 128 | 9 | 50 | 69 |
| | F | 43 | 13 | 15 | 15 | 58 | 3 | 30 | 25 |
| Cheongsong-gun | S.T | 48 | 7 | 16 | 25 | 87 | 18 | 41 | 28 |
| | M | 28 | 5 | 8 | 15 | 56 | 12 | 24 | 20 |
| | F | 20 | 2 | 8 | 10 | 31 | 6 | 17 | 8 |
| Yeongyang-gun | S.T | 21 | 1 | 4 | 16 | 51 | 7 | 20 | 24 |
| | M | 14 | - | 3 | 11 | 34 | 4 | 10 | 20 |
| | F | 7 | 1 | 1 | 5 | 17 | 3 | 10 | 4 |
| Yeongdeok-gun | S.T | 56 | 15 | 14 | 27 | 101 | 10 | 42 | 49 |
| | M | 37 | 12 | 9 | 16 | 70 | 6 | 28 | 36 |
| | F | 19 | 3 | 5 | 11 | 31 | 4 | 14 | 13 |
| Cheongdo-gun | S.T | 79 | 15 | 29 | 35 | 156 | 18 | 58 | 80 |
| | M | 54 | 8 | 18 | 28 | 102 | 11 | 35 | 56 |
| | F | 25 | 7 | 11 | 7 | 54 | 7 | 23 | 24 |
| Goryeong-gun | S.T | 70 | 18 | 22 | 30 | 205 | 23 | 75 | 107 |
| | M | 52 | 14 | 17 | 21 | 138 | 9 | 51 | 78 |
| | F | 18 | 4 | 5 | 9 | 67 | 14 | 24 | 29 |
| Seongju-gun | S.T | 122 | 22 | 44 | 56 | 216 | 23 | 81 | 112 |
| | M | 96 | 19 | 30 | 47 | 151 | 11 | 58 | 82 |
| | F | 26 | 3 | 14 | 9 | 65 | 12 | 23 | 30 |
| Chilgok-gun | S.T | 395 | 80 | 142 | 173 | 820 | 56 | 397 | 367 |
| | M | 294 | 57 | 109 | 128 | 627 | 38 | 323 | 266 |
| | F | 101 | 23 | 33 | 45 | 193 | 18 | 74 | 101 |
| Yecheon-gun | S.T | 87 | 16 | 32 | 39 | 210 | 31 | 70 | 109 |
| | M | 51 | 10 | 19 | 22 | 128 | 12 | 47 | 69 |
| | F | 36 | 6 | 13 | 17 | 82 | 19 | 23 | 40 |
| Bonghwa-gun | S.T | 97 | 12 | 39 | 46 | 146 | 20 | 48 | 78 |
| | M | 72 | 8 | 26 | 38 | 100 | 10 | 34 | 56 |
| | F | 25 | 4 | 13 | 8 | 46 | 10 | 14 | 22 |
| Uljin-gun | S.T | 118 | 21 | 54 | 43 | 312 | 108 | 115 | 89 |
| | M | 91 | 12 | 40 | 39 | 262 | 89 | 95 | 78 |
| | F | 27 | 9 | 14 | 4 | 50 | 19 | 20 | 11 |

Note) Based on Resident Registration Address

제 I -14 표

Table I -14

Ü Ü

Statistics on Secondary Diagnoses Based on General Health

| | | Total | Normal | Fasting blood sugar level | Diabetes | Total | Normal | Pre- hypertension | Hypertension |
|-------------|-----|--------|--------|------------------------------|----------|--------|--------|----------------------|--------------|
| Ulleung-gun | S.T | 15 | 7 | 4 | 4 | 37 | 4 | 13 | 20 |
| | M | 13 | 7 | 3 | 3 | 26 | 2 | 12 | 12 |
| | F | 2 | - | 1 | 1 | 11 | 2 | 1 | 8 |
| Gyeongnam | S.T | 13,469 | 4,158 | 4,629 | 4,682 | 22,631 | 2,340 | 10,719 | 9,572 |
| | M | 10,709 | 3,250 | 3,715 | 3,744 | 18,173 | 1,566 | 8,833 | 7,774 |
| | F | 2,760 | 908 | 914 | 938 | 4,458 | 774 | 1,886 | 1,798 |

X W j XXXXXXXX X XXXXXXXX X

\$ / l fi. O

Screening by District and Gender (Diabetes, Hypertension) <Cont'd>

XX a
(Unit : Person)

| Division | | (Diabetes) | | | | (Hypertension) | | | |
|-----------------|-----|--------------|------------|---------------------------|------------|----------------|------------|------------------|--------------|
| | | Total | Normal | Fasting blood sugar level | Diabetes | Total | Normal | Pre-hypertension | Hypertension |
| Uiryeong-gun | S.T | 54 | 16 | 13 | 25 | 87 | 8 | 39 | 40 |
| | M | 45 | 12 | 10 | 23 | 75 | 6 | 35 | 34 |
| | F | 9 | 4 | 3 | 2 | 12 | 2 | 4 | 6 |
| Haman-gun | S.T | 224 | 77 | 70 | 77 | 381 | 23 | 182 | 176 |
| | M | 183 | 64 | 58 | 61 | 305 | 12 | 146 | 147 |
| | F | 41 | 13 | 12 | 16 | 76 | 11 | 36 | 29 |
| Changnyeong-gun | S.T | 163 | 44 | 60 | 59 | 278 | 40 | 115 | 123 |
| | M | 118 | 31 | 42 | 45 | 191 | 25 | 77 | 89 |
| | F | 45 | 13 | 18 | 14 | 87 | 15 | 38 | 34 |
| Goseong-gun | S.T | 176 | 72 | 57 | 47 | 250 | 24 | 129 | 97 |
| | M | 146 | 62 | 51 | 33 | 192 | 16 | 98 | 78 |
| | F | 30 | 10 | 6 | 14 | 58 | 8 | 31 | 19 |
| Namhae-gun | S.T | 93 | 16 | 34 | 43 | 146 | 24 | 65 | 57 |
| | M | 61 | 10 | 22 | 29 | 94 | 15 | 48 | 31 |
| | F | 32 | 6 | 12 | 14 | 52 | 9 | 17 | 26 |
| Hadong-gun | S.T | 109 | 36 | 36 | 37 | 167 | 33 | 58 | 76 |
| | M | 88 | 28 | 32 | 28 | 119 | 23 | 40 | 56 |
| | F | 21 | 8 | 4 | 9 | 48 | 10 | 18 | 20 |
| Sancheong-gun | S.T | 53 | 9 | 22 | 22 | 87 | 14 | 28 | 45 |
| | M | 43 | 6 | 17 | 20 | 63 | 8 | 22 | 33 |
| | F | 10 | 3 | 5 | 2 | 24 | 6 | 6 | 12 |
| Hamyang-gun | S.T | 56 | 16 | 19 | 21 | 137 | 29 | 51 | 57 |
| | M | 35 | 9 | 13 | 13 | 86 | 18 | 36 | 32 |
| | F | 21 | 7 | 6 | 8 | 51 | 11 | 15 | 25 |
| Geochang-gun | S.T | 141 | 34 | 56 | 51 | 227 | 30 | 72 | 125 |
| | M | 92 | 24 | 35 | 33 | 147 | 11 | 47 | 89 |
| | F | 49 | 10 | 21 | 18 | 80 | 19 | 25 | 36 |
| Hapcheon-gun | S.T | 101 | 24 | 33 | 44 | 161 | 30 | 58 | 73 |
| | M | 64 | 16 | 18 | 30 | 111 | 19 | 45 | 47 |
| | F | 37 | 8 | 15 | 14 | 50 | 11 | 13 | 26 |
| Jeju | S.T | 1,425 | 190 | 485 | 750 | 3,485 | 296 | 1,191 | 1,998 |
| | M | 1,079 | 127 | 374 | 578 | 2,510 | 191 | 805 | 1,514 |
| | F | 346 | 63 | 111 | 172 | 975 | 105 | 386 | 484 |
| Jeju-si | S.T | 1,093 | 135 | 374 | 584 | 2,440 | 199 | 799 | 1,442 |
| | M | 848 | 93 | 302 | 453 | 1,795 | 130 | 570 | 1,095 |
| | F | 245 | 42 | 72 | 131 | 645 | 69 | 229 | 347 |
| Seogwipo-si | S.T | 332 | 55 | 111 | 166 | 1,045 | 97 | 392 | 556 |
| | M | 231 | 34 | 72 | 125 | 715 | 61 | 235 | 419 |
| | F | 101 | 21 | 39 | 41 | 330 | 36 | 157 | 137 |

Note) Based on Resident Registration Address

Table I -15

Statistics on Secondary Diagnoses Based on General Health Screening
by Age and Gender (Diabetes, Hypertension)

XX aX (Unit : Person)

| Division | | (Diabetes) | | | | (Hypertension) | | | |
|-------------|-------|------------|--------|------------------------------|----------|----------------|--------|----------------------|--------------|
| | | Total | Normal | Fasting blood sugar level | Diabetes | Total | Normal | Pre- hypertension | Hypertension |
| Total | Total | 145,750 | 30,663 | 50,689 | 64,398 | 279,714 | 33,447 | 107,850 | 138,417 |
| | M | 110,876 | 23,628 | 38,314 | 48,934 | 206,959 | 21,639 | 79,960 | 105,360 |
| | F | 34,874 | 7,035 | 12,375 | 15,464 | 72,755 | 11,808 | 27,890 | 33,057 |
| 19 or less | S.T | 60 | 25 | 17 | 18 | 187 | 27 | 87 | 73 |
| | M | 31 | 13 | 9 | 9 | 155 | 22 | 69 | 64 |
| | F | 29 | 12 | 8 | 9 | 32 | 5 | 18 | 9 |
| 20 ~ 29 | S.T | 750 | 419 | 180 | 151 | 2,094 | 334 | 987 | 773 |
| | M | 484 | 292 | 121 | 71 | 1,763 | 263 | 822 | 678 |
| | F | 266 | 127 | 59 | 80 | 331 | 71 | 165 | 95 |
| 30 ~ 39 | S.T | 3,321 | 1,648 | 869 | 804 | 12,029 | 1,353 | 5,369 | 5,307 |
| | M | 2,641 | 1,327 | 714 | 600 | 11,054 | 1,140 | 4,970 | 4,944 |
| | F | 680 | 321 | 155 | 204 | 975 | 213 | 399 | 363 |
| 40 ~ 49 | S.T | 8,367 | 3,232 | 2,463 | 2,672 | 25,554 | 2,474 | 10,618 | 12,462 |
| | M | 7,249 | 2,769 | 2,181 | 2,299 | 24,158 | 2,205 | 10,073 | 11,880 |
| | F | 1,118 | 463 | 282 | 373 | 1,396 | 269 | 545 | 582 |
| 50 ~ 59 | S.T | 12,041 | 3,538 | 3,801 | 4,702 | 29,078 | 2,709 | 11,468 | 14,901 |
| | M | 10,658 | 3,112 | 3,412 | 4,134 | 26,832 | 2,378 | 10,617 | 13,837 |
| | F | 1,383 | 426 | 389 | 568 | 2,246 | 331 | 851 | 1,064 |
| 60 ~ 69 | S.T | 15,515 | 3,357 | 4,996 | 7,162 | 31,833 | 3,294 | 12,122 | 16,417 |
| | M | 12,494 | 2,650 | 4,093 | 5,751 | 25,299 | 2,412 | 9,690 | 13,197 |
| | F | 3,021 | 707 | 903 | 1,411 | 6,534 | 882 | 2,432 | 3,220 |
| 70 ~ 79 | S.T | 21,615 | 4,188 | 7,244 | 10,183 | 39,374 | 4,168 | 14,858 | 20,348 |
| | M | 17,317 | 3,296 | 5,819 | 8,202 | 29,186 | 2,838 | 11,026 | 15,322 |
| | F | 4,298 | 892 | 1,425 | 1,981 | 10,188 | 1,330 | 3,832 | 5,026 |
| 80 ~ 89 | S.T | 30,005 | 5,231 | 10,387 | 14,387 | 50,782 | 5,960 | 18,945 | 25,877 |
| | M | 22,675 | 3,873 | 7,825 | 10,977 | 34,174 | 3,506 | 12,679 | 17,989 |
| | F | 7,330 | 1,358 | 2,562 | 3,410 | 16,608 | 2,454 | 6,266 | 7,888 |
| 90 and over | S.T | 21,653 | 3,776 | 7,987 | 9,890 | 33,837 | 4,307 | 12,697 | 16,833 |
| | M | 16,173 | 2,815 | 5,960 | 7,398 | 22,839 | 2,474 | 8,380 | 11,985 |
| | F | 5,480 | 961 | 2,027 | 2,492 | 10,998 | 1,833 | 4,317 | 4,848 |
| Total | S.T | 16,807 | 2,601 | 6,499 | 7,707 | 27,551 | 4,038 | 10,431 | 13,082 |
| | M | 11,410 | 1,809 | 4,363 | 5,238 | 16,140 | 1,984 | 5,924 | 8,232 |
| | F | 5,397 | 792 | 2,136 | 2,469 | 11,411 | 2,054 | 4,507 | 4,850 |
| Total | S.T | 4,862 | 869 | 1,897 | 2,096 | 8,222 | 1,284 | 3,043 | 3,895 |
| | M | 3,432 | 628 | 1,315 | 1,489 | 5,007 | 673 | 1,831 | 2,503 |
| | F | 1,430 | 241 | 582 | 607 | 3,215 | 611 | 1,212 | 1,392 |
| Total | S.T | 7,497 | 1,217 | 2,956 | 3,324 | 13,516 | 2,347 | 5,235 | 5,934 |
| | M | 4,549 | 743 | 1,785 | 2,021 | 7,382 | 1,172 | 2,840 | 3,370 |
| | F | 2,948 | 474 | 1,171 | 1,303 | 6,134 | 1,175 | 2,395 | 2,564 |
| Total | S.T | 2,216 | 379 | 940 | 897 | 4,113 | 851 | 1,469 | 1,793 |
| | M | 1,277 | 213 | 508 | 556 | 2,215 | 437 | 782 | 996 |
| | F | 939 | 166 | 432 | 341 | 1,898 | 414 | 687 | 797 |
| Total | S.T | 867 | 140 | 383 | 344 | 1,296 | 243 | 444 | 609 |
| | M | 414 | 72 | 178 | 164 | 638 | 106 | 212 | 320 |
| | F | 453 | 68 | 205 | 180 | 658 | 137 | 232 | 289 |
| 85 and over | S.T | 174 | 43 | 70 | 61 | 248 | 58 | 77 | 113 |
| | M | 72 | 16 | 31 | 25 | 117 | 29 | 45 | 43 |
| | F | 102 | 27 | 39 | 36 | 131 | 29 | 32 | 70 |

aX X

Note) Based on Age at the End of the Year

제 2 편



제 2 편

암 검진




Table Ⅱ-1

Statistics on Cancer Screening Target Recipients and Number

| Division | | Total | | XXXXXXXXXX Stomach Cancer | | XXXXX XXXX Colorectal |
|----------|-------|-----------------------------------|-------------------------------|-----------------------------------|-------------------------------|-----------------------------------|
| | | Number of Eligible Individuals | Number of Actual Examinees | Number of Eligible Individuals | Number of Actual Examinees | Number of Eligible Individuals |
| Total | Total | 20,049,425 | 7,892,732 | 10,977,001 | 5,802,482 | 13,751,002 |
| | M | 8,669,077 | 3,152,223 | 5,395,654 | 2,599,461 | 6,450,978 |
| | F | 11,380,348 | 4,740,509 | 5,581,347 | 3,203,021 | 7,300,024 |
| Seoul | S.T | 3,938,516 | 1,512,152 | 2,133,738 | 1,091,199 | 2,667,228 |
| | M | 1,664,930 | 594,574 | 1,043,221 | 481,691 | 1,245,937 |
| | F | 2,273,586 | 917,578 | 1,090,517 | 609,508 | 1,421,291 |
| Busan | S.T | 1,476,648 | 579,393 | 793,433 | 434,844 | 1,061,988 |
| | M | 634,948 | 227,318 | 382,565 | 190,725 | 494,555 |
| | F | 841,700 | 352,075 | 410,868 | 244,119 | 567,433 |
| Daegu | S.T | 977,785 | 381,516 | 538,618 | 294,224 | 663,793 |
| | M | 418,343 | 150,560 | 260,674 | 130,345 | 308,314 |
| | F | 559,442 | 230,956 | 277,944 | 163,879 | 355,479 |
| Incheon | S.T | 1,039,443 | 405,444 | 567,977 | 293,443 | 690,029 |
| | M | 451,914 | 159,414 | 280,796 | 129,641 | 330,522 |
| | F | 587,529 | 246,030 | 287,181 | 163,802 | 359,507 |
| Gwangju | S.T | 519,340 | 226,205 | 287,625 | 164,908 | 334,764 |
| | M | 218,812 | 89,388 | 140,312 | 74,258 | 155,407 |
| | F | 300,528 | 136,817 | 147,313 | 90,650 | 179,357 |
| Daejeon | S.T | 560,990 | 255,129 | 312,977 | 193,065 | 365,284 |
| | M | 241,065 | 107,181 | 154,675 | 90,158 | 173,455 |
| | F | 319,925 | 147,948 | 158,302 | 102,907 | 191,829 |
| Ulsan | S.T | 427,174 | 154,397 | 237,741 | 107,925 | 274,171 |
| | M | 189,805 | 56,443 | 118,955 | 44,862 | 134,349 |
| | F | 237,369 | 97,954 | 118,786 | 63,063 | 139,822 |
| Sejong | S.T | 42,567 | 16,871 | 22,871 | 12,830 | 31,731 |
| | M | 19,042 | 7,282 | 11,488 | 6,178 | 14,896 |
| | F | 23,525 | 9,589 | 11,383 | 6,652 | 16,835 |
| Gyeonggi | S.T | 4,471,867 | 1,729,803 | 2,473,642 | 1,238,852 | 2,890,059 |
| | M | 1,948,492 | 689,209 | 1,243,072 | 561,367 | 1,388,780 |
| | F | 2,523,375 | 1,040,594 | 1,230,570 | 677,485 | 1,501,279 |
| Gangwon | S.T | 668,401 | 275,985 | 366,501 | 206,811 | 489,734 |
| | M | 295,474 | 116,056 | 179,537 | 94,596 | 228,212 |
| | F | 372,927 | 159,929 | 186,964 | 112,215 | 261,522 |
| Chungbuk | S.T | 645,158 | 270,554 | 353,537 | 206,193 | 457,511 |
| | M | 283,370 | 113,892 | 174,436 | 95,806 | 214,769 |
| | F | 361,788 | 156,662 | 179,101 | 110,387 | 242,742 |
| Chungnam | S.T | 852,433 | 325,283 | 461,106 | 239,924 | 616,988 |
| | M | 375,268 | 131,050 | 228,162 | 109,637 | 288,468 |
| | F | 477,165 | 194,233 | 232,944 | 130,287 | 328,520 |
| Jeonbuk | S.T | 793,688 | 338,790 | 437,300 | 254,068 | 580,085 |
| | M | 345,886 | 139,247 | 211,804 | 115,239 | 266,554 |
| | F | 447,802 | 199,543 | 225,496 | 138,829 | 313,531 |
| Jeonnam | S.T | 866,371 | 372,740 | 477,372 | 278,624 | 649,887 |
| | M | 379,806 | 154,989 | 229,891 | 125,782 | 295,310 |
| | F | 486,565 | 217,751 | 247,481 | 152,842 | 354,577 |

aX

X

of Screened Examinees by District and Gender

XX a
(Unit : Person)

| XXXXXX Cancer | XXXXXX Liver Cancer | | XXXX XXXX Breast Cancer | | XX XX XX XX Cervical Cancer | |
|----------------------------|--------------------------------|----------------------------|--------------------------------|----------------------------|--------------------------------|----------------------------|
| Number of Actual Examinees | Number of Eligible Individuals | Number of Actual Examinees | Number of Eligible Individuals | Number of Actual Examinees | Number of Eligible Individuals | Number of Actual Examinees |
| 3,705,933 | 992,347 | 416,667 | 5,575,675 | 3,232,417 | 7,314,536 | 3,370,657 |
| 1,679,722 | 594,300 | 237,789 | - | - | - | - |
| 2,026,211 | 398,047 | 178,878 | 5,575,675 | 3,232,417 | 7,314,536 | 3,370,657 |
| 767,436 | 173,893 | 74,279 | 1,091,555 | 624,074 | 1,505,319 | 701,651 |
| 340,402 | 100,049 | 40,304 | - | - | - | - |
| 427,034 | 73,844 | 33,975 | 1,091,555 | 624,074 | 1,505,319 | 701,651 |
| 269,815 | 79,474 | 36,044 | 411,851 | 251,509 | 525,839 | 266,013 |
| 122,712 | 45,917 | 20,010 | - | - | - | - |
| 147,103 | 33,557 | 16,034 | 411,851 | 251,509 | 525,839 | 266,013 |
| 153,612 | 50,916 | 21,936 | 275,169 | 156,557 | 359,661 | 170,890 |
| 68,264 | 29,245 | 12,062 | - | - | - | - |
| 85,348 | 21,671 | 9,874 | 275,169 | 156,557 | 359,661 | 170,890 |
| 193,532 | 44,024 | 18,899 | 286,963 | 166,135 | 386,223 | 180,302 |
| 86,925 | 27,022 | 10,989 | - | - | - | - |
| 106,607 | 17,002 | 7,910 | 286,963 | 166,135 | 386,223 | 180,302 |
| 91,221 | 27,718 | 13,503 | 147,777 | 94,093 | 200,924 | 103,678 |
| 42,636 | 17,373 | 8,302 | - | - | - | - |
| 48,585 | 10,345 | 5,201 | 147,777 | 94,093 | 200,924 | 103,678 |
| 106,921 | 25,097 | 13,272 | 157,214 | 100,226 | 214,061 | 112,323 |
| 51,019 | 14,643 | 7,716 | - | - | - | - |
| 55,902 | 10,454 | 5,556 | 157,214 | 100,226 | 214,061 | 112,323 |
| 62,774 | 27,672 | 8,331 | 119,163 | 65,863 | 160,025 | 75,162 |
| 28,974 | 19,434 | 4,887 | - | - | - | - |
| 33,800 | 8,238 | 3,444 | 119,163 | 65,863 | 160,025 | 75,162 |
| 7,974 | 1,749 | 650 | 11,126 | 5,907 | 13,715 | 5,414 |
| 3,781 | 1,116 | 403 | - | - | - | - |
| 4,193 | 633 | 247 | 11,126 | 5,907 | 13,715 | 5,414 |
| 810,868 | 206,969 | 84,201 | 1,232,306 | 695,443 | 1,685,024 | 765,394 |
| 370,600 | 123,729 | 47,557 | - | - | - | - |
| 440,268 | 83,240 | 36,644 | 1,232,306 | 695,443 | 1,685,024 | 765,394 |
| 140,488 | 39,970 | 17,899 | 186,408 | 111,350 | 225,753 | 99,635 |
| 64,551 | 23,328 | 10,108 | - | - | - | - |
| 75,937 | 16,642 | 7,791 | 186,408 | 111,350 | 225,753 | 99,635 |
| 125,746 | 28,860 | 12,166 | 178,909 | 110,243 | 224,727 | 105,802 |
| 58,678 | 17,581 | 7,237 | - | - | - | - |
| 67,068 | 11,279 | 4,929 | 178,909 | 110,243 | 224,727 | 105,802 |
| 155,909 | 39,182 | 13,866 | 232,904 | 131,908 | 290,569 | 119,737 |
| 71,463 | 24,955 | 8,530 | - | - | - | - |
| 84,446 | 14,227 | 5,336 | 232,904 | 131,908 | 290,569 | 119,737 |
| 163,549 | 43,153 | 18,736 | 224,925 | 138,031 | 273,378 | 129,313 |
| 74,480 | 25,299 | 10,755 | - | - | - | - |
| 89,069 | 17,854 | 7,981 | 224,925 | 138,031 | 273,378 | 129,313 |
| 173,927 | 61,347 | 27,259 | 247,471 | 153,915 | 284,529 | 123,561 |
| 78,781 | 37,896 | 16,510 | - | - | - | - |
| 95,146 | 23,451 | 10,749 | 247,471 | 153,915 | 284,529 | 123,561 |

Note: Based on Resident Registration Address

제Ⅱ-1 표

Ü Ü

Table Ⅱ-1

Statistics on Cancer Screening Target Recipients and Number

| Division | | Total | | XXXXXXXXXX Stomach Cancer | | XXXXX XXXX Colorectal |
|---------------|-----|-----------------------------------|-------------------------------|-----------------------------------|-------------------------------|-----------------------------------|
| | | Number of Eligible Individuals | Number of Actual Examinees | Number of Eligible Individuals | Number of Actual Examinees | Number of Eligible Individuals |
| Gyeongbuk | S.T | 1,191,375 | 462,204 | 645,472 | 351,263 | 879,792 |
| | M | 520,813 | 186,593 | 313,417 | 156,958 | 404,581 |
| | F | 670,562 | 275,611 | 332,055 | 194,305 | 475,211 |
| Gyeongnam | S.T | 1,349,726 | 501,341 | 739,866 | 372,096 | 940,540 |
| | M | 582,084 | 194,964 | 360,233 | 164,411 | 434,171 |
| | F | 767,642 | 306,377 | 379,633 | 207,685 | 506,369 |
| Jeju | S.T | 227,943 | 84,925 | 127,225 | 62,213 | 157,418 |
| | M | 99,025 | 34,063 | 62,416 | 27,807 | 72,698 |
| | F | 128,918 | 50,862 | 64,809 | 34,406 | 84,720 |
| Seoul | S.T | 3,938,516 | 1,512,152 | 2,133,738 | 1,091,199 | 2,667,228 |
| | M | 1,664,930 | 594,574 | 1,043,221 | 481,691 | 1,245,937 |
| | F | 2,273,586 | 917,578 | 1,090,517 | 609,508 | 1,421,291 |
| Jongno-gu | S.T | 66,790 | 24,473 | 37,136 | 19,069 | 46,775 |
| | M | 28,747 | 9,822 | 18,010 | 8,259 | 21,846 |
| | F | 38,043 | 14,651 | 19,126 | 10,810 | 24,929 |
| Jung-gu | S.T | 55,006 | 20,470 | 29,823 | 15,678 | 37,848 |
| | M | 23,507 | 8,198 | 14,625 | 6,937 | 17,683 |
| | F | 31,499 | 12,272 | 15,198 | 8,741 | 20,165 |
| Yongsan-gu | S.T | 94,796 | 32,646 | 51,185 | 23,808 | 64,370 |
| | M | 39,100 | 12,485 | 24,557 | 10,097 | 29,183 |
| | F | 55,696 | 20,161 | 26,628 | 13,711 | 35,187 |
| Seongdong-gu | S.T | 114,660 | 42,839 | 62,024 | 32,579 | 76,796 |
| | M | 49,241 | 17,155 | 30,816 | 14,587 | 36,305 |
| | F | 65,419 | 25,684 | 31,208 | 17,992 | 40,491 |
| Gwangjin-gu | S.T | 137,161 | 52,878 | 74,649 | 39,644 | 90,412 |
| | M | 57,861 | 21,109 | 36,683 | 17,614 | 42,825 |
| | F | 79,300 | 31,769 | 37,966 | 22,030 | 47,587 |
| Dongdaemun-gu | S.T | 143,663 | 53,683 | 76,779 | 40,561 | 101,032 |
| | M | 62,114 | 21,432 | 37,583 | 17,954 | 47,396 |
| | F | 81,549 | 32,251 | 39,196 | 22,607 | 53,636 |
| Jungnang-gu | S.T | 164,767 | 65,362 | 88,339 | 49,071 | 115,203 |
| | M | 71,574 | 26,399 | 43,397 | 21,455 | 54,869 |
| | F | 93,193 | 38,963 | 44,942 | 27,616 | 60,334 |
| Seongbuk-gu | S.T | 186,795 | 71,808 | 101,086 | 52,671 | 127,498 |
| | M | 79,141 | 28,395 | 49,330 | 23,345 | 59,011 |
| | F | 107,654 | 43,413 | 51,756 | 29,326 | 68,487 |
| Gangbuk-gu | S.T | 137,562 | 53,871 | 72,526 | 38,699 | 98,260 |
| | M | 58,130 | 21,210 | 34,511 | 16,588 | 44,986 |
| | F | 79,432 | 32,661 | 38,015 | 22,111 | 53,274 |
| Dobong-gu | S.T | 146,624 | 57,783 | 79,835 | 42,251 | 103,671 |
| | M | 63,321 | 23,651 | 38,852 | 18,781 | 48,598 |
| | F | 83,303 | 34,132 | 40,983 | 23,470 | 55,073 |
| Nowon-gu | S.T | 223,111 | 90,955 | 124,821 | 65,660 | 147,993 |
| | M | 94,171 | 36,323 | 60,307 | 29,161 | 68,177 |
| | F | 128,940 | 54,632 | 64,514 | 36,499 | 79,816 |

aX

X

of Screened Examinees by District and Gender <Cont'd>

(Unit : Person)

| XXXXXX Cancer | XXXXXX Liver Cancer | | XXXXXX XXXX Breast Cancer | | XX XX XX XX Cervical Cancer | |
|----------------------------|--------------------------------|----------------------------|--------------------------------|----------------------------|--------------------------------|----------------------------|
| Number of Actual Examinees | Number of Eligible Individuals | Number of Actual Examinees | Number of Eligible Individuals | Number of Actual Examinees | Number of Eligible Individuals | Number of Actual Examinees |
| 221,298 | 61,221 | 24,112 | 328,528 | 184,376 | 401,151 | 172,119 |
| 98,531 | 36,733 | 13,730 | - | - | - | - |
| 122,767 | 24,488 | 10,382 | 328,528 | 184,376 | 401,151 | 172,119 |
| 221,891 | 66,414 | 25,950 | 378,105 | 205,837 | 482,063 | 205,777 |
| 100,700 | 41,161 | 15,324 | - | - | - | - |
| 121,191 | 25,253 | 10,626 | 378,105 | 205,837 | 482,063 | 205,777 |
| 38,972 | 14,688 | 5,564 | 65,301 | 36,950 | 81,575 | 33,886 |
| 17,225 | 8,819 | 3,365 | - | - | - | - |
| 21,747 | 5,869 | 2,199 | 65,301 | 36,950 | 81,575 | 33,886 |
| 767,436 | 173,893 | 74,279 | 1,091,555 | 624,074 | 1,505,319 | 701,651 |
| 340,402 | 100,049 | 40,304 | - | - | - | - |
| 427,034 | 73,844 | 33,975 | 1,091,555 | 624,074 | 1,505,319 | 701,651 |
| 12,764 | 2,577 | 1,050 | 19,144 | 10,927 | 24,959 | 11,187 |
| 5,558 | 1,539 | 595 | - | - | - | - |
| 7,206 | 1,038 | 455 | 19,144 | 10,927 | 24,959 | 11,187 |
| 9,982 | 2,136 | 852 | 15,121 | 8,638 | 20,762 | 9,158 |
| 4,299 | 1,315 | 498 | - | - | - | - |
| 5,683 | 821 | 354 | 15,121 | 8,638 | 20,762 | 9,158 |
| 16,692 | 4,378 | 1,724 | 26,606 | 13,858 | 36,910 | 14,973 |
| 7,077 | 2,413 | 908 | - | - | - | - |
| 9,615 | 1,965 | 816 | 26,606 | 13,858 | 36,910 | 14,973 |
| 19,992 | 5,128 | 2,086 | 31,179 | 17,959 | 43,573 | 20,283 |
| 8,792 | 3,083 | 1,201 | - | - | - | - |
| 11,200 | 2,045 | 885 | 31,179 | 17,959 | 43,573 | 20,283 |
| 25,558 | 5,728 | 2,389 | 37,627 | 21,343 | 53,549 | 24,874 |
| 11,527 | 3,326 | 1,357 | - | - | - | - |
| 14,031 | 2,402 | 1,032 | 37,627 | 21,343 | 53,549 | 24,874 |
| 27,012 | 6,739 | 2,849 | 39,260 | 23,309 | 52,847 | 25,833 |
| 11,990 | 3,969 | 1,566 | - | - | - | - |
| 15,022 | 2,770 | 1,283 | 39,260 | 23,309 | 52,847 | 25,833 |
| 35,622 | 7,127 | 3,166 | 44,958 | 27,971 | 60,476 | 30,868 |
| 16,045 | 4,121 | 1,764 | - | - | - | - |
| 19,577 | 3,006 | 1,402 | 44,958 | 27,971 | 60,476 | 30,868 |
| 36,886 | 7,748 | 3,397 | 51,861 | 30,058 | 70,961 | 33,245 |
| 16,228 | 4,531 | 1,915 | - | - | - | - |
| 20,658 | 3,217 | 1,482 | 51,861 | 30,058 | 70,961 | 33,245 |
| 31,182 | 6,770 | 3,277 | 38,111 | 22,701 | 50,487 | 24,331 |
| 13,422 | 3,751 | 1,727 | - | - | - | - |
| 17,760 | 3,019 | 1,550 | 38,111 | 22,701 | 50,487 | 24,331 |
| 32,219 | 7,306 | 3,460 | 41,028 | 23,986 | 53,337 | 25,253 |
| 14,454 | 4,023 | 1,791 | - | - | - | - |
| 17,765 | 3,283 | 1,669 | 41,028 | 23,986 | 53,337 | 25,253 |
| 46,334 | 10,318 | 4,657 | 64,079 | 35,957 | 85,249 | 39,648 |
| 20,327 | 5,782 | 2,471 | - | - | - | - |
| 26,007 | 4,536 | 2,186 | 64,079 | 35,957 | 85,249 | 39,648 |

Note: Based on Resident Registration Address

Table Ⅱ-1

Statistics on Cancer Screening Target Recipients and Number

| Division | | Total | | XXXXXXXXXX Stomach Cancer | | XXXXX XXXX Colorectal |
|-----------------|-----|-----------------------------------|-------------------------------|-----------------------------------|-------------------------------|-----------------------------------|
| | | Number of Eligible Individuals | Number of Actual Examinees | Number of Eligible Individuals | Number of Actual Examinees | Number of Eligible Individuals |
| Eunpyeong-gu | S.T | 191,890 | 77,392 | 102,380 | 54,065 | 132,579 |
| | M | 80,292 | 29,917 | 49,140 | 23,340 | 60,593 |
| | F | 111,598 | 47,475 | 53,240 | 30,725 | 71,986 |
| Seodaemun-gu | S.T | 124,994 | 45,515 | 67,572 | 33,207 | 88,012 |
| | M | 52,450 | 17,749 | 32,231 | 14,351 | 40,112 |
| | F | 72,544 | 27,766 | 35,341 | 18,856 | 47,900 |
| Mapo-gu | S.T | 147,442 | 54,780 | 78,501 | 39,511 | 96,746 |
| | M | 60,033 | 21,028 | 37,907 | 17,193 | 43,878 |
| | F | 87,409 | 33,752 | 40,594 | 22,318 | 52,868 |
| Yangcheon-gu | S.T | 185,209 | 72,004 | 106,207 | 52,300 | 120,316 |
| | M | 80,543 | 27,940 | 52,555 | 23,137 | 57,869 |
| | F | 104,666 | 44,064 | 53,652 | 29,163 | 62,447 |
| Gangseo-gu | S.T | 213,025 | 84,707 | 112,724 | 60,335 | 143,151 |
| | M | 88,370 | 31,915 | 54,669 | 26,224 | 66,473 |
| | F | 124,655 | 52,792 | 58,055 | 34,111 | 76,678 |
| Guro-gu | S.T | 167,793 | 67,178 | 88,623 | 46,817 | 114,103 |
| | M | 71,367 | 26,330 | 43,977 | 20,841 | 54,193 |
| | F | 96,426 | 40,848 | 44,646 | 25,976 | 59,910 |
| Geumcheon-gu | S.T | 94,637 | 38,186 | 51,134 | 26,918 | 65,753 |
| | M | 41,676 | 15,061 | 25,402 | 11,786 | 31,744 |
| | F | 52,961 | 23,125 | 25,732 | 15,132 | 34,009 |
| Yeongdeungpo-gu | S.T | 160,213 | 63,336 | 85,468 | 44,243 | 109,178 |
| | M | 68,650 | 25,221 | 42,617 | 19,929 | 51,740 |
| | F | 91,563 | 38,115 | 42,851 | 24,314 | 57,438 |
| Dongjak-gu | S.T | 155,417 | 59,895 | 81,512 | 41,020 | 106,934 |
| | M | 64,203 | 23,229 | 39,412 | 18,136 | 49,053 |
| | F | 91,214 | 36,666 | 42,100 | 22,884 | 57,881 |
| Gwanak-gu | S.T | 193,720 | 74,298 | 100,060 | 50,805 | 132,243 |
| | M | 80,449 | 28,794 | 49,135 | 22,311 | 61,203 |
| | F | 113,271 | 45,504 | 50,925 | 28,494 | 71,040 |
| Seocho-gu | S.T | 166,655 | 56,411 | 93,503 | 40,796 | 109,012 |
| | M | 69,995 | 22,299 | 46,591 | 18,364 | 51,174 |
| | F | 96,660 | 34,112 | 46,912 | 22,432 | 57,838 |
| Gangnam-gu | S.T | 215,396 | 74,837 | 121,221 | 53,305 | 138,247 |
| | M | 89,088 | 28,671 | 59,699 | 23,734 | 64,971 |
| | F | 126,308 | 46,166 | 61,522 | 29,571 | 73,276 |
| Songpa-gu | S.T | 259,137 | 101,905 | 142,836 | 73,864 | 170,560 |
| | M | 109,127 | 40,472 | 70,461 | 33,160 | 80,389 |
| | F | 150,010 | 61,433 | 72,375 | 40,704 | 90,171 |
| Gangdong-gu | S.T | 192,053 | 74,940 | 103,794 | 54,322 | 130,536 |
| | M | 81,780 | 29,769 | 50,754 | 24,407 | 61,666 |
| | F | 110,273 | 45,171 | 53,040 | 29,915 | 68,870 |
| Busan | S.T | 1,476,648 | 579,393 | 793,433 | 434,844 | 1,061,988 |
| | M | 634,948 | 227,318 | 382,565 | 190,725 | 494,555 |
| | F | 841,700 | 352,075 | 410,868 | 244,119 | 567,433 |

aX

X

of Screened Examinees by District and Gender <Cont'd>

(Unit : Person)

| Cancer | Liver Cancer | | Breast Cancer | | Cervical Cancer | |
|----------------------------|--------------------------------|----------------------------|--------------------------------|----------------------------|--------------------------------|----------------------------|
| Number of Actual Examinees | Number of Eligible Individuals | Number of Actual Examinees | Number of Eligible Individuals | Number of Actual Examinees | Number of Eligible Individuals | Number of Actual Examinees |
| 41,759 | 11,725 | 5,981 | 52,992 | 30,243 | 71,917 | 34,208 |
| 18,044 | 5,996 | 2,857 | - | - | - | - |
| 23,715 | 5,729 | 3,124 | 52,992 | 30,243 | 71,917 | 34,208 |
| 25,026 | 5,528 | 2,231 | 35,367 | 19,290 | 46,862 | 20,427 |
| 10,825 | 3,144 | 1,223 | - | - | - | - |
| 14,201 | 2,384 | 1,008 | 35,367 | 19,290 | 46,862 | 20,427 |
| 26,762 | 6,242 | 2,635 | 40,394 | 22,066 | 58,562 | 25,223 |
| 11,650 | 3,492 | 1,394 | - | - | - | - |
| 15,112 | 2,750 | 1,241 | 40,394 | 22,066 | 58,562 | 25,223 |
| 32,834 | 7,301 | 2,810 | 53,865 | 30,530 | 71,097 | 34,420 |
| 14,895 | 4,398 | 1,542 | - | - | - | - |
| 17,939 | 2,903 | 1,268 | 53,865 | 30,530 | 71,097 | 34,420 |
| 40,323 | 8,782 | 3,770 | 58,400 | 35,923 | 82,770 | 43,022 |
| 17,848 | 5,067 | 2,034 | - | - | - | - |
| 22,475 | 3,715 | 1,736 | 58,400 | 35,923 | 82,770 | 43,022 |
| 35,083 | 6,794 | 3,038 | 44,511 | 25,960 | 63,850 | 30,662 |
| 15,770 | 4,057 | 1,721 | - | - | - | - |
| 19,313 | 2,737 | 1,317 | 44,511 | 25,960 | 63,850 | 30,662 |
| 21,160 | 3,923 | 1,781 | 25,738 | 15,524 | 34,491 | 17,133 |
| 9,499 | 2,345 | 1,025 | - | - | - | - |
| 11,661 | 1,578 | 756 | 25,738 | 15,524 | 34,491 | 17,133 |
| 33,617 | 6,574 | 2,785 | 42,928 | 24,939 | 60,441 | 28,318 |
| 15,015 | 3,838 | 1,556 | - | - | - | - |
| 18,602 | 2,736 | 1,229 | 42,928 | 24,939 | 60,441 | 28,318 |
| 31,770 | 6,746 | 2,803 | 42,373 | 24,201 | 59,899 | 27,855 |
| 14,081 | 3,967 | 1,542 | - | - | - | - |
| 17,689 | 2,779 | 1,261 | 42,373 | 24,201 | 59,899 | 27,855 |
| 41,297 | 8,467 | 3,681 | 50,976 | 29,435 | 74,709 | 34,779 |
| 18,322 | 4,840 | 2,006 | - | - | - | - |
| 22,975 | 3,627 | 1,675 | 50,976 | 29,435 | 74,709 | 34,779 |
| 26,094 | 7,221 | 2,503 | 47,088 | 23,525 | 65,963 | 26,548 |
| 11,820 | 4,254 | 1,406 | - | - | - | - |
| 14,274 | 2,967 | 1,097 | 47,088 | 23,525 | 65,963 | 26,548 |
| 33,639 | 8,683 | 3,071 | 61,967 | 31,857 | 87,434 | 36,142 |
| 15,225 | 5,045 | 1,624 | - | - | - | - |
| 18,414 | 3,638 | 1,447 | 61,967 | 31,857 | 87,434 | 36,142 |
| 47,708 | 11,330 | 4,764 | 72,670 | 42,433 | 101,441 | 48,087 |
| 21,429 | 6,814 | 2,701 | - | - | - | - |
| 26,279 | 4,516 | 2,063 | 72,670 | 42,433 | 101,441 | 48,087 |
| 36,121 | 8,622 | 3,519 | 53,312 | 31,441 | 72,773 | 35,174 |
| 16,260 | 4,939 | 1,880 | - | - | - | - |
| 19,861 | 3,683 | 1,639 | 53,312 | 31,441 | 72,773 | 35,174 |
| 269,815 | 79,474 | 36,044 | 411,851 | 251,509 | 525,839 | 266,013 |
| 122,712 | 45,917 | 20,010 | - | - | - | - |
| 147,103 | 33,557 | 16,034 | 411,851 | 251,509 | 525,839 | 266,013 |

Note: Based on Resident Registration Address

Table Ⅱ-1

Statistics on Cancer Screening Target Recipients and Number

| Division | | Total | | XXXXXXXXXX Stomach Cancer | | XXXXXX XXXX Colorectal |
|--------------|-----|-----------------------------------|-------------------------------|-----------------------------------|-------------------------------|-----------------------------------|
| | | Number of Eligible Individuals | Number of Actual Examinees | Number of Eligible Individuals | Number of Actual Examinees | Number of Eligible Individuals |
| Jung-gu | S.T | 21,663 | 8,617 | 11,387 | 6,351 | 16,518 |
| | M | 9,230 | 3,339 | 5,356 | 2,701 | 7,425 |
| | F | 12,433 | 5,278 | 6,031 | 3,650 | 9,093 |
| Seo-gu | S.T | 53,875 | 20,522 | 28,440 | 15,504 | 41,576 |
| | M | 23,139 | 8,224 | 13,569 | 6,675 | 18,757 |
| | F | 30,736 | 12,298 | 14,871 | 8,829 | 22,819 |
| Dong-gu | S.T | 43,629 | 17,456 | 22,918 | 13,312 | 33,751 |
| | M | 18,759 | 6,943 | 10,865 | 5,695 | 15,237 |
| | F | 24,870 | 10,513 | 12,053 | 7,617 | 18,514 |
| Yeongdo-gu | S.T | 63,048 | 25,991 | 32,598 | 18,954 | 48,324 |
| | M | 27,154 | 10,645 | 15,545 | 8,182 | 21,923 |
| | F | 35,894 | 15,346 | 17,053 | 10,772 | 26,401 |
| Busanjin-gu | S.T | 163,186 | 64,715 | 86,674 | 48,964 | 117,545 |
| | M | 69,249 | 25,052 | 41,476 | 21,162 | 54,163 |
| | F | 93,937 | 39,663 | 45,198 | 27,802 | 63,382 |
| Dongnae-gu | S.T | 117,503 | 47,249 | 63,724 | 36,773 | 83,822 |
| | M | 50,377 | 18,654 | 30,510 | 16,149 | 39,186 |
| | F | 67,126 | 28,595 | 33,214 | 20,624 | 44,636 |
| Nam-gu | S.T | 124,757 | 49,315 | 67,325 | 36,991 | 89,954 |
| | M | 53,220 | 19,310 | 32,262 | 16,137 | 41,441 |
| | F | 71,537 | 30,005 | 35,063 | 20,854 | 48,513 |
| Buk-gu | S.T | 118,274 | 49,136 | 64,904 | 36,087 | 81,853 |
| | M | 51,803 | 18,993 | 31,706 | 16,149 | 39,391 |
| | F | 66,471 | 30,143 | 33,198 | 19,938 | 42,462 |
| Haeundae-gu | S.T | 169,788 | 66,948 | 94,128 | 49,689 | 115,323 |
| | M | 72,227 | 26,077 | 45,499 | 22,089 | 53,792 |
| | F | 97,561 | 40,871 | 48,629 | 27,600 | 61,531 |
| Saha-gu | S.T | 141,267 | 55,167 | 76,059 | 40,179 | 99,871 |
| | M | 61,428 | 21,279 | 37,191 | 17,645 | 47,427 |
| | F | 79,839 | 33,888 | 38,868 | 22,534 | 52,444 |
| Geumjeong-gu | S.T | 109,804 | 41,075 | 59,387 | 31,437 | 80,874 |
| | M | 47,173 | 16,011 | 28,248 | 13,619 | 37,515 |
| | F | 62,631 | 25,064 | 31,139 | 17,818 | 43,359 |
| Gangseo-gu | S.T | 29,361 | 10,423 | 15,515 | 7,923 | 22,012 |
| | M | 13,596 | 4,481 | 8,002 | 3,818 | 10,785 |
| | F | 15,765 | 5,942 | 7,513 | 4,105 | 11,227 |
| Yeonje-gu | S.T | 91,849 | 35,418 | 48,892 | 27,220 | 66,021 |
| | M | 39,221 | 14,172 | 23,562 | 12,096 | 30,648 |
| | F | 52,628 | 21,246 | 25,330 | 15,124 | 35,373 |
| Suyeong-gu | S.T | 80,785 | 30,199 | 42,468 | 22,523 | 60,540 |
| | M | 33,708 | 11,801 | 19,914 | 9,726 | 27,351 |
| | F | 47,077 | 18,398 | 22,554 | 12,797 | 33,189 |
| Sasang-gu | S.T | 103,363 | 41,853 | 55,752 | 31,553 | 72,859 |
| | M | 45,799 | 16,450 | 27,592 | 13,838 | 35,263 |
| | F | 57,564 | 25,403 | 28,160 | 17,715 | 37,596 |

aX

X

of Screened Examinees by District and Gender <Cont'd>

(Unit : Person)

| XXXXXX Cancer | XXXXXX Liver Cancer | | XXXXXX XXXX Breast Cancer | | XXXX XXXX Cervical Cancer | |
|-------------------------------|-----------------------------------|-------------------------------|-----------------------------------|-------------------------------|-----------------------------------|-------------------------------|
| Number of Actual Examinees | Number of Eligible Individuals | Number of Actual Examinees | Number of Eligible Individuals | Number of Actual Examinees | Number of Eligible Individuals | Number of Actual Examinees |
| 4,764 | 1,066 | 522 | 6,045 | 3,691 | 7,436 | 3,617 |
| 2,046 | 642 | 290 | - | - | - | - |
| 2,718 | 424 | 232 | 6,045 | 3,691 | 7,436 | 3,617 |
| 11,573 | 3,187 | 1,543 | 14,906 | 9,013 | 18,143 | 9,009 |
| 5,134 | 1,732 | 822 | - | - | - | - |
| 6,439 | 1,455 | 721 | 14,906 | 9,013 | 18,143 | 9,009 |
| 9,431 | 1,972 | 950 | 12,008 | 7,693 | 14,712 | 7,779 |
| 4,152 | 1,182 | 548 | - | - | - | - |
| 5,279 | 790 | 402 | 12,008 | 7,693 | 14,712 | 7,779 |
| 14,588 | 6,994 | 3,821 | 17,098 | 10,928 | 20,778 | 10,481 |
| 6,598 | 3,431 | 1,776 | - | - | - | - |
| 7,990 | 3,563 | 2,045 | 17,098 | 10,928 | 20,778 | 10,481 |
| 29,981 | 7,833 | 3,549 | 45,075 | 27,908 | 58,770 | 29,773 |
| 13,378 | 4,640 | 2,064 | - | - | - | - |
| 16,603 | 3,193 | 1,485 | 45,075 | 27,908 | 58,770 | 29,773 |
| 20,902 | 6,368 | 2,892 | 33,300 | 21,225 | 42,545 | 22,649 |
| 9,595 | 3,529 | 1,562 | - | - | - | - |
| 11,307 | 2,839 | 1,330 | 33,300 | 21,225 | 42,545 | 22,649 |
| 22,448 | 6,065 | 2,746 | 35,279 | 21,990 | 45,026 | 22,818 |
| 10,161 | 3,776 | 1,647 | - | - | - | - |
| 12,287 | 2,289 | 1,099 | 35,279 | 21,990 | 45,026 | 22,818 |
| 21,549 | 5,687 | 2,543 | 33,440 | 21,271 | 42,957 | 24,213 |
| 10,077 | 3,434 | 1,456 | - | - | - | - |
| 11,472 | 2,253 | 1,087 | 33,440 | 21,271 | 42,957 | 24,213 |
| 27,743 | 9,197 | 4,096 | 48,732 | 28,790 | 62,897 | 30,954 |
| 12,795 | 5,195 | 2,227 | - | - | - | - |
| 14,948 | 4,002 | 1,869 | 48,732 | 28,790 | 62,897 | 30,954 |
| 26,066 | 7,541 | 3,355 | 38,894 | 22,987 | 50,558 | 25,112 |
| 11,903 | 4,549 | 1,925 | - | - | - | - |
| 14,163 | 2,992 | 1,430 | 38,894 | 22,987 | 50,558 | 25,112 |
| 19,086 | 5,570 | 2,368 | 31,281 | 18,546 | 38,744 | 19,473 |
| 8,657 | 3,134 | 1,301 | - | - | - | - |
| 10,429 | 2,436 | 1,067 | 31,281 | 18,546 | 38,744 | 19,473 |
| 4,976 | 1,396 | 585 | 7,496 | 4,092 | 9,503 | 4,124 |
| 2,406 | 967 | 378 | - | - | - | - |
| 2,570 | 429 | 207 | 7,496 | 4,092 | 9,503 | 4,124 |
| 15,878 | 4,862 | 2,123 | 25,469 | 15,761 | 32,829 | 16,396 |
| 7,359 | 2,749 | 1,196 | - | - | - | - |
| 8,519 | 2,113 | 927 | 25,469 | 15,761 | 32,829 | 16,396 |
| 14,822 | 4,174 | 1,823 | 22,691 | 13,414 | 28,732 | 13,892 |
| 6,666 | 2,277 | 983 | - | - | - | - |
| 8,156 | 1,897 | 840 | 22,691 | 13,414 | 28,732 | 13,892 |
| 19,784 | 5,076 | 2,209 | 28,295 | 18,302 | 36,644 | 19,535 |
| 8,912 | 3,211 | 1,326 | - | - | - | - |
| 10,872 | 1,865 | 883 | 28,295 | 18,302 | 36,644 | 19,535 |

Note: Based on Resident Registration Address

Table Ⅱ-1

Statistics on Cancer Screening Target Recipients and Number

| Division | | Total | | XXXXXXXXXX Stomach Cancer | | XXXXX XXXX Colorectal |
|--------------|-----|-----------------------------------|-------------------------------|-----------------------------------|-------------------------------|-----------------------------------|
| | | Number of Eligible Individuals | Number of Actual Examinees | Number of Eligible Individuals | Number of Actual Examinees | Number of Eligible Individuals |
| Gijang-gun | S.T | 44,496 | 15,309 | 23,262 | 11,384 | 31,145 |
| | M | 18,865 | 5,887 | 11,268 | 5,044 | 14,251 |
| | F | 25,631 | 9,422 | 11,994 | 6,340 | 16,894 |
| Daegu | S.T | 977,785 | 381,516 | 538,618 | 294,224 | 663,793 |
| | M | 418,343 | 150,560 | 260,674 | 130,345 | 308,314 |
| | F | 559,442 | 230,956 | 277,944 | 163,879 | 355,479 |
| Jung-gu | S.T | 32,579 | 11,953 | 17,279 | 9,212 | 24,404 |
| | M | 13,734 | 4,642 | 8,101 | 3,918 | 10,896 |
| | F | 18,845 | 7,311 | 9,178 | 5,294 | 13,508 |
| Dong-gu | S.T | 138,772 | 53,656 | 73,828 | 42,056 | 99,409 |
| | M | 58,880 | 21,239 | 35,332 | 18,249 | 45,374 |
| | F | 79,892 | 32,417 | 38,496 | 23,807 | 54,035 |
| Seo-gu | S.T | 91,744 | 33,936 | 48,836 | 27,287 | 67,233 |
| | M | 39,772 | 13,435 | 23,316 | 11,534 | 30,935 |
| | F | 51,972 | 20,501 | 25,520 | 15,753 | 36,298 |
| Nam-gu | S.T | 70,903 | 25,254 | 36,826 | 19,525 | 52,851 |
| | M | 29,534 | 9,821 | 17,310 | 8,322 | 23,567 |
| | F | 41,369 | 15,433 | 19,516 | 11,203 | 29,284 |
| Buk-gu | S.T | 167,738 | 67,442 | 93,301 | 52,229 | 108,343 |
| | M | 72,069 | 26,936 | 45,854 | 23,603 | 51,094 |
| | F | 95,669 | 40,506 | 47,447 | 28,626 | 57,249 |
| Suseong-gu | S.T | 179,430 | 70,489 | 103,833 | 53,992 | 118,599 |
| | M | 76,848 | 27,949 | 50,217 | 24,428 | 55,119 |
| | F | 102,582 | 42,540 | 53,616 | 29,564 | 63,480 |
| Dalseo-gu | S.T | 226,202 | 91,078 | 125,981 | 69,032 | 146,580 |
| | M | 96,708 | 35,641 | 61,240 | 30,818 | 69,197 |
| | F | 129,494 | 55,437 | 64,741 | 38,214 | 77,383 |
| Dalseong-gun | S.T | 70,417 | 27,708 | 38,734 | 20,891 | 46,374 |
| | M | 30,798 | 10,897 | 19,304 | 9,473 | 22,132 |
| | F | 39,619 | 16,811 | 19,430 | 11,418 | 24,242 |
| Incheon | S.T | 1,039,443 | 405,444 | 567,977 | 293,443 | 690,029 |
| | M | 451,914 | 159,414 | 280,796 | 129,641 | 330,522 |
| | F | 587,529 | 246,030 | 287,181 | 163,802 | 359,507 |
| Jung-gu | S.T | 37,276 | 13,784 | 19,910 | 9,915 | 25,959 |
| | M | 16,714 | 5,574 | 10,289 | 4,568 | 12,443 |
| | F | 20,562 | 8,210 | 9,621 | 5,347 | 13,516 |
| Dong-gu | S.T | 31,686 | 12,117 | 16,499 | 8,777 | 22,835 |
| | M | 13,687 | 4,842 | 8,143 | 3,825 | 10,542 |
| | F | 17,999 | 7,275 | 8,356 | 4,952 | 12,293 |
| Nam-gu | S.T | 162,115 | 63,757 | 85,373 | 45,698 | 114,077 |
| | M | 69,468 | 24,781 | 41,326 | 19,736 | 53,249 |
| | F | 92,647 | 38,976 | 44,047 | 25,962 | 60,828 |
| Yeonsu-gu | S.T | 100,153 | 38,999 | 57,848 | 28,624 | 62,981 |
| | M | 44,328 | 15,601 | 29,087 | 13,077 | 31,126 |
| | F | 55,825 | 23,398 | 28,761 | 15,547 | 31,855 |

aX

X

of Screened Examinees by District and Gender <Cont'd>

(Unit : Person)

| XXXXXX Cancer | XXXXXX Liver Cancer | | XXXXXX XXXX Breast Cancer | | XXXX XXXX Cervical Cancer | |
|-------------------------------|-----------------------------------|-------------------------------|-----------------------------------|-------------------------------|-----------------------------------|-------------------------------|
| Number of Actual Examinees | Number of Eligible Individuals | Number of Actual Examinees | Number of Eligible Individuals | Number of Actual Examinees | Number of Eligible Individuals | Number of Actual Examinees |
| 6,224 | 2,486 | 919 | 11,842 | 5,898 | 15,565 | 6,188 |
| 2,873 | 1,469 | 509 | - | - | - | - |
| 3,351 | 1,017 | 410 | 11,842 | 5,898 | 15,565 | 6,188 |
| 153,612 | 50,916 | 21,936 | 275,169 | 156,557 | 359,661 | 170,890 |
| 68,264 | 29,245 | 12,062 | - | - | - | - |
| 85,348 | 21,671 | 9,874 | 275,169 | 156,557 | 359,661 | 170,890 |
| 5,871 | 1,626 | 704 | 9,103 | 5,044 | 11,541 | 5,174 |
| 2,513 | 901 | 364 | - | - | - | - |
| 3,358 | 725 | 340 | 9,103 | 5,044 | 11,541 | 5,174 |
| 23,577 | 5,966 | 2,690 | 37,967 | 22,131 | 49,685 | 23,359 |
| 10,310 | 3,448 | 1,502 | - | - | - | - |
| 13,267 | 2,518 | 1,188 | 37,967 | 22,131 | 49,685 | 23,359 |
| 16,985 | 4,793 | 2,025 | 25,388 | 15,330 | 31,825 | 15,384 |
| 7,260 | 2,670 | 1,076 | - | - | - | - |
| 9,725 | 2,123 | 949 | 25,388 | 15,330 | 31,825 | 15,384 |
| 12,316 | 3,361 | 1,365 | 19,250 | 10,527 | 24,954 | 11,181 |
| 5,247 | 1,882 | 733 | - | - | - | - |
| 7,069 | 1,479 | 632 | 19,250 | 10,527 | 24,954 | 11,181 |
| 26,500 | 8,074 | 3,605 | 46,850 | 26,977 | 63,569 | 30,756 |
| 11,929 | 4,813 | 2,052 | - | - | - | - |
| 14,571 | 3,261 | 1,553 | 46,850 | 26,977 | 63,569 | 30,756 |
| 24,087 | 8,950 | 3,704 | 53,235 | 28,950 | 66,811 | 31,211 |
| 10,970 | 5,246 | 2,132 | - | - | - | - |
| 13,117 | 3,704 | 1,572 | 53,235 | 28,950 | 66,811 | 31,211 |
| 34,368 | 13,519 | 5,855 | 64,140 | 36,777 | 85,780 | 42,746 |
| 15,539 | 7,621 | 3,149 | - | - | - | - |
| 18,829 | 5,898 | 2,706 | 64,140 | 36,777 | 85,780 | 42,746 |
| 9,908 | 4,627 | 1,988 | 19,236 | 10,821 | 25,496 | 11,079 |
| 4,496 | 2,664 | 1,054 | - | - | - | - |
| 5,412 | 1,963 | 934 | 19,236 | 10,821 | 25,496 | 11,079 |
| 193,532 | 44,024 | 18,899 | 286,963 | 166,135 | 386,223 | 180,302 |
| 86,925 | 27,022 | 10,989 | - | - | - | - |
| 106,607 | 17,002 | 7,910 | 286,963 | 166,135 | 386,223 | 180,302 |
| 6,797 | 1,566 | 662 | 9,599 | 5,404 | 13,005 | 6,032 |
| 3,041 | 1,035 | 427 | - | - | - | - |
| 3,756 | 531 | 235 | 9,599 | 5,404 | 13,005 | 6,032 |
| 6,779 | 1,117 | 482 | 8,350 | 5,026 | 11,214 | 5,283 |
| 2,959 | 710 | 291 | - | - | - | - |
| 3,820 | 407 | 191 | 8,350 | 5,026 | 11,214 | 5,283 |
| 33,986 | 6,746 | 2,987 | 44,082 | 26,555 | 58,964 | 29,048 |
| 15,012 | 4,084 | 1,728 | - | - | - | - |
| 18,974 | 2,662 | 1,259 | 44,082 | 26,555 | 58,964 | 29,048 |
| 15,817 | 4,398 | 1,860 | 28,845 | 16,062 | 37,858 | 17,104 |
| 7,284 | 2,688 | 1,103 | - | - | - | - |
| 8,533 | 1,710 | 757 | 28,845 | 16,062 | 37,858 | 17,104 |

Note: Based on Resident Registration Address

Table Ⅱ-1

Statistics on Cancer Screening Target Recipients and Number

| Division | | Total | | XXXXXXXXXX Stomach Cancer | | XXXXX XXXX Colorectal |
|-------------|-----|-----------------------------------|-------------------------------|-----------------------------------|-------------------------------|-----------------------------------|
| | | Number of Eligible Individuals | Number of Actual Examinees | Number of Eligible Individuals | Number of Actual Examinees | Number of Eligible Individuals |
| Namdong-gu | S.T | 179,942 | 68,981 | 98,334 | 50,092 | 116,397 |
| | M | 77,065 | 26,862 | 48,489 | 22,137 | 55,444 |
| | F | 102,877 | 42,119 | 49,845 | 27,955 | 60,953 |
| Bupyeong-gu | S.T | 205,648 | 81,049 | 112,009 | 58,410 | 136,532 |
| | M | 88,336 | 31,391 | 54,634 | 25,236 | 64,904 |
| | F | 117,312 | 49,658 | 57,375 | 33,174 | 71,628 |
| Gyeyang-gu | S.T | 120,495 | 48,004 | 66,954 | 34,689 | 76,263 |
| | M | 52,427 | 18,628 | 32,926 | 15,223 | 37,284 |
| | F | 68,068 | 29,376 | 34,028 | 19,466 | 38,979 |
| Seo-gu | S.T | 156,679 | 60,913 | 86,616 | 43,667 | 97,793 |
| | M | 69,005 | 23,948 | 43,894 | 19,487 | 48,009 |
| | F | 87,674 | 36,965 | 42,722 | 24,180 | 49,784 |
| Ganghwa-gun | S.T | 35,854 | 13,850 | 19,466 | 10,812 | 29,655 |
| | M | 16,336 | 6,063 | 9,436 | 5,058 | 13,879 |
| | F | 19,518 | 7,787 | 10,030 | 5,754 | 15,776 |
| Ongjin-gun | S.T | 9,595 | 3,990 | 4,968 | 2,759 | 7,537 |
| | M | 4,548 | 1,724 | 2,572 | 1,294 | 3,642 |
| | F | 5,047 | 2,266 | 2,396 | 1,465 | 3,895 |
| Gwangju | S.T | 519,340 | 226,205 | 287,625 | 164,908 | 334,764 |
| | M | 218,812 | 89,388 | 140,312 | 74,258 | 155,407 |
| | F | 300,528 | 136,817 | 147,313 | 90,650 | 179,357 |
| Dong-gu | S.T | 43,472 | 17,863 | 23,226 | 13,273 | 32,866 |
| | M | 18,947 | 7,406 | 11,288 | 5,938 | 15,232 |
| | F | 24,525 | 10,457 | 11,938 | 7,335 | 17,634 |
| Seo-gu | S.T | 110,578 | 49,688 | 62,265 | 37,100 | 69,527 |
| | M | 46,110 | 19,632 | 30,099 | 16,542 | 32,107 |
| | F | 64,468 | 30,056 | 32,166 | 20,558 | 37,420 |
| Nam-gu | S.T | 84,420 | 35,933 | 46,285 | 26,454 | 59,450 |
| | M | 35,326 | 14,246 | 21,835 | 11,720 | 27,058 |
| | F | 49,094 | 21,687 | 24,450 | 14,734 | 32,392 |
| Buk-gu | S.T | 161,778 | 71,215 | 89,520 | 51,792 | 107,288 |
| | M | 68,668 | 28,303 | 43,545 | 23,337 | 50,102 |
| | F | 93,110 | 42,912 | 45,975 | 28,455 | 57,186 |
| Gwangsan-gu | S.T | 119,092 | 51,506 | 66,329 | 36,289 | 65,633 |
| | M | 49,761 | 19,801 | 33,545 | 16,721 | 30,908 |
| | F | 69,331 | 31,705 | 32,784 | 19,568 | 34,725 |
| Daejeon | S.T | 560,990 | 255,129 | 312,977 | 193,065 | 365,284 |
| | M | 241,065 | 107,181 | 154,675 | 90,158 | 173,455 |
| | F | 319,925 | 147,948 | 158,302 | 102,907 | 191,829 |
| Dong-gu | S.T | 95,352 | 42,061 | 50,780 | 32,074 | 66,959 |
| | M | 41,039 | 17,696 | 24,905 | 14,643 | 31,234 |
| | F | 54,313 | 24,365 | 25,875 | 17,431 | 35,725 |

aX

X

of Screened Examinees by District and Gender <Cont'd>

(Unit : Person)

| XXXXXX Cancer | XXXXXX Liver Cancer | | XXXX XXXX Breast Cancer | | XX XX XX XX Cervical Cancer | |
|----------------------------|--------------------------------|----------------------------|--------------------------------|----------------------------|--------------------------------|----------------------------|
| Number of Actual Examinees | Number of Eligible Individuals | Number of Actual Examinees | Number of Eligible Individuals | Number of Actual Examinees | Number of Eligible Individuals | Number of Actual Examinees |
| 31,115 | 7,368 | 3,124 | 49,849 | 28,709 | 68,644 | 30,902 |
| 13,972 | 4,512 | 1,775 | - | - | - | - |
| 17,143 | 2,856 | 1,349 | 49,849 | 28,709 | 68,644 | 30,902 |
| 40,586 | 9,384 | 4,229 | 57,196 | 33,061 | 77,803 | 37,725 |
| 17,935 | 5,426 | 2,297 | - | - | - | - |
| 22,651 | 3,958 | 1,932 | 57,196 | 33,061 | 77,803 | 37,725 |
| 21,416 | 4,750 | 2,008 | 34,004 | 19,668 | 46,294 | 22,212 |
| 9,723 | 2,937 | 1,178 | - | - | - | - |
| 11,693 | 1,813 | 830 | 34,004 | 19,668 | 46,294 | 22,212 |
| 27,288 | 6,936 | 2,999 | 42,723 | 24,564 | 59,552 | 27,979 |
| 12,426 | 4,485 | 1,847 | - | - | - | - |
| 14,862 | 2,451 | 1,152 | 42,723 | 24,564 | 59,552 | 27,979 |
| 7,500 | 1,301 | 413 | 9,913 | 5,589 | 10,237 | 2,818 |
| 3,607 | 840 | 255 | - | - | - | - |
| 3,893 | 461 | 158 | 9,913 | 5,589 | 10,237 | 2,818 |
| 2,248 | 458 | 135 | 2,402 | 1,497 | 2,652 | 1,199 |
| 966 | 305 | 88 | - | - | - | - |
| 1,282 | 153 | 47 | 2,402 | 1,497 | 2,652 | 1,199 |
| 91,221 | 27,718 | 13,503 | 147,777 | 94,093 | 200,924 | 103,678 |
| 42,636 | 17,373 | 8,302 | - | - | - | - |
| 48,585 | 10,345 | 5,201 | 147,777 | 94,093 | 200,924 | 103,678 |
| 9,397 | 2,223 | 1,138 | 11,987 | 7,607 | 14,990 | 7,534 |
| 4,440 | 1,438 | 720 | - | - | - | - |
| 4,957 | 785 | 418 | 11,987 | 7,607 | 14,990 | 7,534 |
| 19,556 | 5,948 | 2,945 | 32,248 | 21,220 | 44,127 | 23,480 |
| 9,052 | 3,784 | 1,822 | - | - | - | - |
| 10,504 | 2,164 | 1,123 | 32,248 | 21,220 | 44,127 | 23,480 |
| 16,253 | 4,353 | 2,123 | 24,607 | 15,551 | 31,353 | 16,165 |
| 7,573 | 2,661 | 1,276 | - | - | - | - |
| 8,680 | 1,692 | 847 | 24,607 | 15,551 | 31,353 | 16,165 |
| 29,285 | 8,532 | 4,233 | 46,123 | 29,410 | 61,358 | 32,322 |
| 13,736 | 5,261 | 2,584 | - | - | - | - |
| 15,549 | 3,271 | 1,649 | 46,123 | 29,410 | 61,358 | 32,322 |
| 16,730 | 6,662 | 3,064 | 32,812 | 20,305 | 49,096 | 24,177 |
| 7,835 | 4,229 | 1,900 | - | - | - | - |
| 8,895 | 2,433 | 1,164 | 32,812 | 20,305 | 49,096 | 24,177 |
| 106,921 | 25,097 | 13,272 | 157,214 | 100,226 | 214,061 | 112,323 |
| 51,019 | 14,643 | 7,716 | - | - | - | - |
| 55,902 | 10,454 | 5,556 | 157,214 | 100,226 | 214,061 | 112,323 |
| 21,166 | 4,532 | 2,433 | 25,743 | 17,185 | 34,650 | 17,982 |
| 9,764 | 2,542 | 1,350 | - | - | - | - |
| 11,402 | 1,990 | 1,083 | 25,743 | 17,185 | 34,650 | 17,982 |

Note: Based on Resident Registration Address

Table Ⅱ-1

Statistics on Cancer Screening Target Recipients and Number

| Division | | Total | | XXXXXXXXXX Stomach Cancer | | XXXXX XXXX Colorectal |
|-------------------------|-----|-----------------------------------|-------------------------------|-----------------------------------|-------------------------------|-----------------------------------|
| | | Number of Eligible Individuals | Number of Actual Examinees | Number of Eligible Individuals | Number of Actual Examinees | Number of Eligible Individuals |
| Jung-gu | S.T | 104,971 | 46,475 | 57,341 | 35,934 | 73,562 |
| | M | 45,338 | 19,415 | 27,807 | 16,313 | 34,388 |
| | F | 59,633 | 27,060 | 29,534 | 19,621 | 39,174 |
| Seo-gu | S.T | 180,618 | 84,465 | 102,661 | 64,227 | 113,594 |
| | M | 76,685 | 35,313 | 50,442 | 30,090 | 54,198 |
| | F | 103,933 | 49,152 | 52,219 | 34,137 | 59,396 |
| Yuseong-gu | S.T | 102,707 | 47,754 | 59,256 | 35,196 | 59,715 |
| | M | 43,930 | 20,423 | 30,198 | 17,363 | 28,855 |
| | F | 58,777 | 27,331 | 29,058 | 17,833 | 30,860 |
| Daedeok-gu | S.T | 77,342 | 34,374 | 42,939 | 25,634 | 51,454 |
| | M | 34,073 | 14,334 | 21,323 | 11,749 | 24,780 |
| | F | 43,269 | 20,040 | 21,616 | 13,885 | 26,674 |
| Ulsan | S.T | 427,174 | 154,397 | 237,741 | 107,925 | 274,171 |
| | M | 189,805 | 56,443 | 118,955 | 44,862 | 134,349 |
| | F | 237,369 | 97,954 | 118,786 | 63,063 | 139,822 |
| Jung-gu | S.T | 90,038 | 32,842 | 50,008 | 24,168 | 60,623 |
| | M | 39,933 | 11,962 | 24,490 | 9,808 | 29,279 |
| | F | 50,105 | 20,880 | 25,518 | 14,360 | 31,344 |
| Nam-gu | S.T | 128,670 | 47,603 | 72,986 | 33,220 | 81,266 |
| | M | 56,983 | 17,180 | 36,389 | 13,938 | 39,966 |
| | F | 71,687 | 30,423 | 36,597 | 19,282 | 41,300 |
| Dong-gu | S.T | 64,324 | 24,290 | 33,887 | 14,970 | 43,583 |
| | M | 28,594 | 9,645 | 16,903 | 6,062 | 21,708 |
| | F | 35,730 | 14,645 | 16,984 | 8,908 | 21,875 |
| Buk-gu | S.T | 62,798 | 21,491 | 35,761 | 14,291 | 35,242 |
| | M | 28,039 | 6,945 | 18,381 | 5,601 | 17,758 |
| | F | 34,759 | 14,546 | 17,380 | 8,690 | 17,484 |
| Ulju-gun | S.T | 81,344 | 28,171 | 45,099 | 21,276 | 53,457 |
| | M | 36,256 | 10,711 | 22,792 | 9,453 | 25,638 |
| | F | 45,088 | 17,460 | 22,307 | 11,823 | 27,819 |
| Sejong | S.T | 42,567 | 16,871 | 22,871 | 12,830 | 31,731 |
| | M | 19,042 | 7,282 | 11,488 | 6,178 | 14,896 |
| | F | 23,525 | 9,589 | 11,383 | 6,652 | 16,835 |
| Gyeonggi | S.T | 4,471,867 | 1,729,803 | 2,473,642 | 1,238,852 | 2,890,059 |
| | M | 1,948,492 | 689,209 | 1,243,072 | 561,367 | 1,388,780 |
| | F | 2,523,375 | 1,040,594 | 1,230,570 | 677,485 | 1,501,279 |
| Suwon-si Jangan-gu | S.T | 101,122 | 39,952 | 57,562 | 29,248 | 62,457 |
| | M | 43,448 | 15,461 | 28,409 | 12,935 | 29,747 |
| | F | 57,674 | 24,491 | 29,153 | 16,313 | 32,710 |
| Suwon-si Gwonseon-gu | S.T | 108,751 | 40,449 | 60,070 | 29,678 | 67,456 |
| | M | 46,563 | 15,604 | 29,966 | 13,056 | 32,489 |
| | F | 62,188 | 24,845 | 30,104 | 16,622 | 34,967 |

aX X

of Screened Examinees by District and Gender <Cont'd>

(Unit : Person)

| XXXXXXXXXX Cancer | XXXXXXXXXX Liver Cancer | | XXXXX XXXXX Breast Cancer | | XX XX XX XX Cervical Cancer | |
|-------------------------------|-----------------------------------|-------------------------------|-----------------------------------|-------------------------------|-----------------------------------|-------------------------------|
| Number of Actual Examinees | Number of Eligible Individuals | Number of Actual Examinees | Number of Eligible Individuals | Number of Actual Examinees | Number of Eligible Individuals | Number of Actual Examinees |
| 21,835 | 4,329 | 2,237 | 29,373 | 19,314 | 38,260 | 20,238 |
| 10,160 | 2,517 | 1,253 | - | - | - | - |
| 11,675 | 1,812 | 984 | 29,373 | 19,314 | 38,260 | 20,238 |
| 31,919 | 8,150 | 4,437 | 51,780 | 32,907 | 71,028 | 38,105 |
| 15,690 | 4,699 | 2,607 | - | - | - | - |
| 16,229 | 3,451 | 1,830 | 51,780 | 32,907 | 71,028 | 38,105 |
| 16,072 | 4,404 | 2,316 | 28,791 | 17,026 | 41,815 | 21,262 |
| 7,983 | 2,718 | 1,441 | - | - | - | - |
| 8,089 | 1,686 | 875 | 28,791 | 17,026 | 41,815 | 21,262 |
| 15,929 | 3,682 | 1,849 | 21,527 | 13,794 | 28,308 | 14,736 |
| 7,422 | 2,167 | 1,065 | - | - | - | - |
| 8,507 | 1,515 | 784 | 21,527 | 13,794 | 28,308 | 14,736 |
| 62,774 | 27,672 | 8,331 | 119,163 | 65,863 | 160,025 | 75,162 |
| 28,974 | 19,434 | 4,887 | - | - | - | - |
| 33,800 | 8,238 | 3,444 | 119,163 | 65,863 | 160,025 | 75,162 |
| 14,902 | 5,250 | 1,554 | 25,555 | 14,669 | 33,049 | 16,286 |
| 6,603 | 3,731 | 899 | - | - | - | - |
| 8,299 | 1,519 | 655 | 25,555 | 14,669 | 33,049 | 16,286 |
| 18,263 | 7,813 | 2,603 | 36,618 | 19,958 | 48,686 | 23,034 |
| 8,218 | 5,235 | 1,442 | - | - | - | - |
| 10,045 | 2,578 | 1,161 | 36,618 | 19,958 | 48,686 | 23,034 |
| 12,174 | 5,019 | 1,794 | 17,109 | 9,595 | 23,957 | 11,842 |
| 6,280 | 3,470 | 1,168 | - | - | - | - |
| 5,894 | 1,549 | 626 | 17,109 | 9,595 | 23,957 | 11,842 |
| 7,433 | 5,384 | 1,125 | 17,440 | 9,139 | 25,157 | 11,546 |
| 3,306 | 4,186 | 614 | - | - | - | - |
| 4,127 | 1,198 | 511 | 17,440 | 9,139 | 25,157 | 11,546 |
| 10,002 | 4,206 | 1,255 | 22,441 | 12,502 | 29,176 | 12,454 |
| 4,567 | 2,812 | 764 | - | - | - | - |
| 5,435 | 1,394 | 491 | 22,441 | 12,502 | 29,176 | 12,454 |
| 7,974 | 1,749 | 650 | 11,126 | 5,907 | 13,715 | 5,414 |
| 3,781 | 1,116 | 403 | - | - | - | - |
| 4,193 | 633 | 247 | 11,126 | 5,907 | 13,715 | 5,414 |
| 810,868 | 206,969 | 84,201 | 1,232,306 | 695,443 | 1,685,024 | 765,394 |
| 370,600 | 123,729 | 47,557 | - | - | - | - |
| 440,268 | 83,240 | 36,644 | 1,232,306 | 695,443 | 1,685,024 | 765,394 |
| 16,510 | 4,410 | 1,910 | 29,221 | 16,935 | 39,663 | 19,237 |
| 7,444 | 2,613 | 1,055 | - | - | - | - |
| 9,066 | 1,797 | 855 | 29,221 | 16,935 | 39,663 | 19,237 |
| 17,445 | 4,498 | 1,798 | 30,061 | 16,770 | 42,551 | 19,106 |
| 7,901 | 2,630 | 993 | - | - | - | - |
| 9,544 | 1,868 | 805 | 30,061 | 16,770 | 42,551 | 19,106 |

Note: Based on Resident Registration Address

Table Ⅱ-1

Statistics on Cancer Screening Target Recipients and Number

| Division | | Total | | XXXXXXXXXX Stomach Cancer | | XXXXX XXXX Colorectal |
|---------------------------|-----|-----------------------------------|-------------------------------|-----------------------------------|-------------------------------|-----------------------------------|
| | | Number of Eligible Individuals | Number of Actual Examinees | Number of Eligible Individuals | Number of Actual Examinees | Number of Eligible Individuals |
| Suwon-si Paldal-gu | S.T | 77,901 | 28,442 | 41,858 | 20,897 | 51,891 |
| | M | 33,074 | 10,929 | 20,471 | 9,119 | 24,378 |
| | F | 44,827 | 17,513 | 21,387 | 11,778 | 27,513 |
| Suwon-si Yeongtong-gu | S.T | 83,480 | 30,880 | 48,043 | 21,732 | 44,059 |
| | M | 35,020 | 11,617 | 24,373 | 9,804 | 21,578 |
| | F | 48,460 | 19,263 | 23,670 | 11,928 | 22,481 |
| Seongnam-si Sujeong-gu | S.T | 88,307 | 35,787 | 46,820 | 25,843 | 59,979 |
| | M | 37,675 | 14,129 | 22,992 | 11,047 | 28,032 |
| | F | 50,632 | 21,658 | 23,828 | 14,796 | 31,947 |
| Seongnam-si Jungwon-gu | S.T | 96,372 | 38,862 | 51,859 | 27,994 | 65,810 |
| | M | 41,849 | 15,552 | 25,629 | 12,182 | 31,261 |
| | F | 54,523 | 23,310 | 26,230 | 15,812 | 34,549 |
| Seongnam-si Bundang-gu | S.T | 182,203 | 68,062 | 105,029 | 48,737 | 113,738 |
| | M | 78,111 | 27,998 | 53,026 | 22,969 | 54,394 |
| | F | 104,092 | 40,064 | 52,003 | 25,768 | 59,344 |
| Uijeongbu-si | S.T | 163,777 | 66,422 | 90,591 | 48,079 | 109,964 |
| | M | 70,130 | 26,105 | 43,898 | 20,887 | 51,482 |
| | F | 93,647 | 40,317 | 46,693 | 27,192 | 58,482 |
| Anyang-si Manan-gu | S.T | 99,650 | 39,449 | 53,453 | 27,249 | 68,933 |
| | M | 43,260 | 15,445 | 26,496 | 12,022 | 32,815 |
| | F | 56,390 | 24,004 | 26,957 | 15,227 | 36,118 |
| Anyang-si Dongan-gu | S.T | 131,237 | 54,017 | 74,912 | 37,379 | 82,670 |
| | M | 56,228 | 21,245 | 37,210 | 17,200 | 39,290 |
| | F | 75,009 | 32,772 | 37,702 | 20,179 | 43,380 |
| Bucheon-si Wonmi-gu | S.T | 165,233 | 66,465 | 91,279 | 47,007 | 106,437 |
| | M | 70,796 | 25,389 | 44,692 | 20,485 | 51,640 |
| | F | 94,437 | 41,076 | 46,587 | 26,522 | 54,797 |
| Bucheon-si Sosa-gu | S.T | 90,210 | 35,965 | 47,844 | 25,412 | 61,809 |
| | M | 38,420 | 13,975 | 23,208 | 11,030 | 29,214 |
| | F | 51,790 | 21,990 | 24,636 | 14,382 | 32,595 |
| Bucheon-si Ojeong-gu | S.T | 72,944 | 28,590 | 39,519 | 20,276 | 48,438 |
| | M | 31,738 | 11,117 | 19,339 | 8,720 | 23,013 |
| | F | 41,206 | 17,473 | 20,180 | 11,556 | 25,425 |
| Gwangmyeong-si | S.T | 132,504 | 53,038 | 70,854 | 35,915 | 85,575 |
| | M | 55,192 | 20,062 | 34,867 | 16,091 | 39,685 |
| | F | 77,312 | 32,976 | 35,987 | 19,824 | 45,890 |
| Pyeongtaek-si | S.T | 158,883 | 62,306 | 88,514 | 44,556 | 104,055 |
| | M | 70,178 | 24,674 | 44,903 | 20,019 | 49,950 |
| | F | 88,705 | 37,632 | 43,611 | 24,537 | 54,105 |
| Dongducheon-si | S.T | 35,605 | 13,641 | 18,814 | 9,349 | 24,773 |
| | M | 15,284 | 5,196 | 9,183 | 3,961 | 11,472 |
| | F | 20,321 | 8,445 | 9,631 | 5,388 | 13,301 |

aX

X

of Screened Examinees by District and Gender <Cont'd>

XX a
(Unit : Person)

| XXXXXX Cancer | XXXXXX Liver Cancer | | XXXX XXXX Breast Cancer | | XX XX XX XX Cervical Cancer | |
|-------------------------------|-----------------------------------|-------------------------------|-----------------------------------|-------------------------------|-----------------------------------|-------------------------------|
| Number of Actual Examinees | Number of Eligible Individuals | Number of Actual Examinees | Number of Eligible Individuals | Number of Actual Examinees | Number of Eligible Individuals | Number of Actual Examinees |
| 13,259 | 3,706 | 1,538 | 21,401 | 12,072 | 29,463 | 13,467 |
| 5,937 | 2,079 | 816 | - | - | - | - |
| 7,322 | 1,627 | 722 | 21,401 | 12,072 | 29,463 | 13,467 |
| 11,093 | 3,543 | 1,317 | 23,683 | 12,223 | 36,078 | 15,675 |
| 5,137 | 2,094 | 736 | - | - | - | - |
| 5,956 | 1,449 | 581 | 23,683 | 12,223 | 36,078 | 15,675 |
| 20,582 | 4,452 | 2,155 | 23,769 | 14,709 | 33,023 | 16,095 |
| 8,835 | 2,664 | 1,194 | - | - | - | - |
| 11,747 | 1,788 | 961 | 23,769 | 14,709 | 33,023 | 16,095 |
| 22,037 | 4,455 | 2,149 | 26,023 | 15,435 | 35,507 | 17,256 |
| 9,760 | 2,673 | 1,227 | - | - | - | - |
| 12,277 | 1,782 | 922 | 26,023 | 15,435 | 35,507 | 17,256 |
| 29,021 | 8,389 | 3,272 | 52,234 | 26,981 | 72,060 | 31,610 |
| 13,548 | 5,008 | 1,889 | - | - | - | - |
| 15,473 | 3,381 | 1,383 | 52,234 | 26,981 | 72,060 | 31,610 |
| 35,483 | 7,353 | 3,240 | 46,703 | 27,852 | 61,566 | 29,599 |
| 15,823 | 4,301 | 1,807 | - | - | - | - |
| 19,660 | 3,052 | 1,433 | 46,703 | 27,852 | 61,566 | 29,599 |
| 21,325 | 3,560 | 1,495 | 27,135 | 16,041 | 36,552 | 17,751 |
| 9,479 | 2,119 | 840 | - | - | - | - |
| 11,846 | 1,441 | 655 | 27,135 | 16,041 | 36,552 | 17,751 |
| 24,202 | 4,892 | 1,961 | 38,133 | 21,960 | 51,540 | 25,142 |
| 10,970 | 3,024 | 1,134 | - | - | - | - |
| 13,232 | 1,868 | 827 | 38,133 | 21,960 | 51,540 | 25,142 |
| 31,030 | 10,324 | 4,505 | 46,912 | 28,059 | 64,333 | 31,601 |
| 14,032 | 5,619 | 2,265 | - | - | - | - |
| 16,998 | 4,705 | 2,240 | 46,912 | 28,059 | 64,333 | 31,601 |
| 19,324 | 5,289 | 2,247 | 24,704 | 14,938 | 33,712 | 16,193 |
| 8,453 | 2,858 | 1,145 | - | - | - | - |
| 10,871 | 2,431 | 1,102 | 24,704 | 14,938 | 33,712 | 16,193 |
| 14,540 | 3,900 | 1,630 | 20,130 | 11,686 | 26,829 | 12,893 |
| 6,352 | 2,199 | 856 | - | - | - | - |
| 8,188 | 1,701 | 774 | 20,130 | 11,686 | 26,829 | 12,893 |
| 25,022 | 6,197 | 2,838 | 36,067 | 20,447 | 51,281 | 23,616 |
| 10,920 | 3,470 | 1,515 | - | - | - | - |
| 14,102 | 2,727 | 1,323 | 36,067 | 20,447 | 51,281 | 23,616 |
| 29,627 | 8,125 | 3,304 | 43,389 | 24,308 | 58,684 | 27,381 |
| 13,522 | 4,638 | 1,754 | - | - | - | - |
| 16,105 | 3,487 | 1,550 | 43,389 | 24,308 | 58,684 | 27,381 |
| 7,735 | 1,735 | 775 | 9,694 | 5,650 | 12,938 | 6,141 |
| 3,380 | 1,036 | 446 | - | - | - | - |
| 4,355 | 699 | 329 | 9,694 | 5,650 | 12,938 | 6,141 |

Note: Based on Resident Registration Address

Table Ⅱ-1

Statistics on Cancer Screening Target Recipients and Number

| Division | | Total | | XXXXXXXXXX Stomach Cancer | | XXXXX XXXX Colorectal |
|---------------------------|-----|-----------------------------------|-------------------------------|-----------------------------------|-------------------------------|-----------------------------------|
| | | Number of Eligible Individuals | Number of Actual Examinees | Number of Eligible Individuals | Number of Actual Examinees | Number of Eligible Individuals |
| Ansan-si Sangrok-gu | S.T | 126,412 | 47,257 | 71,193 | 33,467 | 76,184 |
| | M | 55,764 | 18,152 | 36,211 | 14,944 | 37,817 |
| | F | 70,648 | 29,105 | 34,982 | 18,523 | 38,367 |
| Ansan-si Danwon-gu | S.T | 118,720 | 45,064 | 67,313 | 31,553 | 71,419 |
| | M | 52,979 | 16,683 | 34,412 | 13,624 | 35,875 |
| | F | 65,741 | 28,381 | 32,901 | 17,929 | 35,544 |
| Goyang-si Deogyang-gu | S.T | 151,216 | 61,409 | 84,206 | 43,249 | 99,303 |
| | M | 65,981 | 24,697 | 41,950 | 19,555 | 47,365 |
| | F | 85,235 | 36,712 | 42,256 | 23,694 | 51,938 |
| Goyang-si Ilsandong-gu | S.T | 104,443 | 40,983 | 60,301 | 28,831 | 65,945 |
| | M | 45,401 | 16,209 | 29,988 | 12,847 | 31,882 |
| | F | 59,042 | 24,774 | 30,313 | 15,984 | 34,063 |
| Goyang-si Ilsanseo-gu | S.T | 108,279 | 43,234 | 62,990 | 30,347 | 67,181 |
| | M | 47,182 | 17,211 | 31,257 | 13,740 | 32,224 |
| | F | 61,097 | 26,023 | 31,733 | 16,607 | 34,957 |
| Gwacheon-si | S.T | 28,389 | 10,655 | 16,657 | 7,474 | 18,520 |
| | M | 12,167 | 4,261 | 8,161 | 3,455 | 8,551 |
| | F | 16,222 | 6,394 | 8,496 | 4,019 | 9,969 |
| Guri-si | S.T | 72,374 | 31,196 | 40,544 | 22,088 | 46,358 |
| | M | 31,397 | 12,731 | 20,183 | 10,129 | 22,270 |
| | F | 40,977 | 18,465 | 20,361 | 11,959 | 24,088 |
| Namyangju-si | S.T | 225,443 | 89,809 | 123,673 | 66,678 | 147,750 |
| | M | 98,472 | 37,500 | 62,165 | 30,882 | 70,673 |
| | F | 126,971 | 52,309 | 61,508 | 35,796 | 77,077 |
| Osan-si | S.T | 60,595 | 23,432 | 32,139 | 15,663 | 34,760 |
| | M | 25,135 | 8,837 | 16,457 | 7,143 | 16,623 |
| | F | 35,460 | 14,595 | 15,682 | 8,520 | 18,137 |
| Siheung-si | S.T | 137,805 | 51,338 | 77,803 | 36,108 | 80,826 |
| | M | 62,385 | 19,961 | 40,650 | 16,379 | 41,103 |
| | F | 75,420 | 31,377 | 37,153 | 19,729 | 39,723 |
| Gunpo-si | S.T | 106,372 | 42,626 | 58,475 | 29,411 | 67,814 |
| | M | 45,418 | 16,600 | 29,054 | 13,207 | 32,422 |
| | F | 60,954 | 26,026 | 29,421 | 16,204 | 35,392 |
| Uiwang-si | S.T | 59,178 | 21,439 | 32,498 | 15,277 | 39,391 |
| | M | 25,712 | 8,519 | 16,212 | 6,974 | 18,783 |
| | F | 33,466 | 12,920 | 16,286 | 8,303 | 20,608 |
| Hanam-si | S.T | 61,339 | 23,573 | 32,999 | 16,940 | 42,757 |
| | M | 27,378 | 9,537 | 16,550 | 7,595 | 20,826 |
| | F | 33,961 | 14,036 | 16,449 | 9,345 | 21,931 |
| Yongin-si Cheoin-gu | S.T | 80,563 | 31,928 | 44,185 | 23,481 | 53,757 |
| | M | 36,184 | 13,328 | 22,595 | 10,879 | 26,279 |
| | F | 44,379 | 18,600 | 21,590 | 12,602 | 27,478 |

aX X

of Screened Examinees by District and Gender <Cont'd>

XX a
(Unit : Person)

| XXXXXX Cancer | XXXXXX Liver Cancer | | XXXX XXXX Breast Cancer | | XX XX XX XX Cervical Cancer | |
|----------------------------|--------------------------------|----------------------------|--------------------------------|----------------------------|--------------------------------|----------------------------|
| Number of Actual Examinees | Number of Eligible Individuals | Number of Actual Examinees | Number of Eligible Individuals | Number of Actual Examinees | Number of Eligible Individuals | Number of Actual Examinees |
| 20,528 | 5,673 | 2,299 | 35,130 | 19,299 | 48,780 | 21,786 |
| 9,458 | 3,417 | 1,271 | - | - | - | - |
| 11,070 | 2,256 | 1,028 | 35,130 | 19,299 | 48,780 | 21,786 |
| 19,370 | 5,959 | 2,440 | 32,884 | 18,195 | 45,874 | 21,449 |
| 8,724 | 3,547 | 1,323 | - | - | - | - |
| 10,646 | 2,412 | 1,117 | 32,884 | 18,195 | 45,874 | 21,449 |
| 31,276 | 7,364 | 3,199 | 42,403 | 24,559 | 56,988 | 28,104 |
| 14,357 | 4,387 | 1,829 | - | - | - | - |
| 16,919 | 2,977 | 1,370 | 42,403 | 24,559 | 56,988 | 28,104 |
| 19,343 | 4,651 | 1,968 | 30,463 | 16,834 | 40,699 | 19,636 |
| 8,961 | 2,833 | 1,115 | - | - | - | - |
| 10,382 | 1,818 | 853 | 30,463 | 16,834 | 40,699 | 19,636 |
| 19,174 | 5,733 | 2,409 | 31,924 | 17,622 | 41,958 | 20,462 |
| 8,930 | 3,378 | 1,338 | - | - | - | - |
| 10,244 | 2,355 | 1,071 | 31,924 | 17,622 | 41,958 | 20,462 |
| 4,725 | 1,138 | 427 | 8,535 | 4,267 | 10,880 | 4,726 |
| 2,101 | 732 | 264 | - | - | - | - |
| 2,624 | 406 | 163 | 8,535 | 4,267 | 10,880 | 4,726 |
| 16,354 | 3,543 | 1,656 | 20,425 | 12,338 | 27,904 | 14,001 |
| 7,518 | 2,170 | 996 | - | - | - | - |
| 8,836 | 1,373 | 660 | 20,425 | 12,338 | 27,904 | 14,001 |
| 45,014 | 10,370 | 4,388 | 61,293 | 35,541 | 83,896 | 38,819 |
| 21,319 | 6,172 | 2,540 | - | - | - | - |
| 23,695 | 4,198 | 1,848 | 61,293 | 35,541 | 83,896 | 38,819 |
| 10,276 | 2,308 | 922 | 15,650 | 8,750 | 25,292 | 11,156 |
| 4,589 | 1,403 | 527 | - | - | - | - |
| 5,687 | 905 | 395 | 15,650 | 8,750 | 25,292 | 11,156 |
| 21,861 | 6,945 | 2,675 | 37,317 | 20,926 | 52,561 | 23,698 |
| 10,258 | 4,168 | 1,478 | - | - | - | - |
| 11,603 | 2,777 | 1,197 | 37,317 | 20,926 | 52,561 | 23,698 |
| 19,752 | 4,711 | 2,006 | 29,587 | 16,955 | 41,448 | 19,501 |
| 8,998 | 2,882 | 1,182 | - | - | - | - |
| 10,754 | 1,829 | 824 | 29,587 | 16,955 | 41,448 | 19,501 |
| 9,649 | 2,538 | 918 | 16,395 | 8,714 | 21,991 | 9,606 |
| 4,386 | 1,563 | 542 | - | - | - | - |
| 5,263 | 975 | 376 | 16,395 | 8,714 | 21,991 | 9,606 |
| 11,524 | 2,727 | 1,098 | 16,508 | 9,532 | 21,487 | 9,515 |
| 5,278 | 1,624 | 632 | - | - | - | - |
| 6,246 | 1,103 | 466 | 16,508 | 9,532 | 21,487 | 9,515 |
| 15,271 | 3,226 | 1,282 | 21,621 | 12,882 | 28,632 | 12,747 |
| 7,244 | 2,051 | 776 | - | - | - | - |
| 8,027 | 1,175 | 506 | 21,621 | 12,882 | 28,632 | 12,747 |

Note: Based on Resident Registration Address

Table Ⅱ-1

Statistics on Cancer Screening Target Recipients and Number

| Division | | Total | | XXXXXXXXXX Stomach Cancer | | XXXXX XXXX Colorectal |
|-------------------------|-----|-----------------------------------|-------------------------------|-----------------------------------|-------------------------------|-----------------------------------|
| | | Number of Eligible Individuals | Number of Actual Examinees | Number of Eligible Individuals | Number of Actual Examinees | Number of Eligible Individuals |
| Yongin-si Giheung-gu | S.T | 131,268 | 50,019 | 72,594 | 35,172 | 77,913 |
| | M | 54,783 | 19,823 | 36,590 | 16,307 | 36,323 |
| | F | 76,485 | 30,196 | 36,004 | 18,865 | 41,590 |
| Yongin-si Suji-gu | S.T | 120,811 | 44,058 | 68,034 | 30,673 | 74,365 |
| | M | 51,541 | 17,903 | 34,461 | 14,645 | 34,970 |
| | F | 69,270 | 26,155 | 33,573 | 16,028 | 39,395 |
| Paju-si | S.T | 144,499 | 54,776 | 78,541 | 39,872 | 95,353 |
| | M | 63,523 | 22,496 | 39,927 | 18,647 | 45,610 |
| | F | 80,976 | 32,280 | 38,614 | 21,225 | 49,743 |
| Icheon-si | S.T | 76,940 | 28,450 | 41,970 | 21,274 | 51,139 |
| | M | 33,925 | 11,530 | 21,265 | 9,901 | 24,825 |
| | F | 43,015 | 16,920 | 20,705 | 11,373 | 26,314 |
| Anseong-si | S.T | 72,403 | 28,875 | 39,421 | 21,491 | 50,416 |
| | M | 31,874 | 11,705 | 19,706 | 9,749 | 24,000 |
| | F | 40,529 | 17,170 | 19,715 | 11,742 | 26,416 |
| Gimpo-si | S.T | 107,138 | 41,162 | 59,024 | 28,557 | 72,060 |
| | M | 48,204 | 16,534 | 30,068 | 13,239 | 35,206 |
| | F | 58,934 | 24,628 | 28,956 | 15,318 | 36,854 |
| Hwaseong-si | S.T | 185,598 | 66,847 | 101,504 | 49,743 | 109,708 |
| | M | 81,302 | 27,254 | 53,741 | 23,599 | 53,738 |
| | F | 104,296 | 39,593 | 47,763 | 26,144 | 55,970 |
| Gwangju-si | S.T | 107,778 | 41,144 | 59,012 | 30,346 | 72,200 |
| | M | 48,757 | 17,337 | 30,535 | 14,246 | 35,654 |
| | F | 59,021 | 23,807 | 28,477 | 16,100 | 36,546 |
| Yangju-si | S.T | 79,574 | 30,747 | 43,132 | 21,406 | 53,302 |
| | M | 35,718 | 12,402 | 22,164 | 9,898 | 26,010 |
| | F | 43,856 | 18,345 | 20,968 | 11,508 | 27,292 |
| Pocheon-si | S.T | 68,441 | 24,599 | 38,033 | 18,850 | 49,524 |
| | M | 32,659 | 10,467 | 19,963 | 8,722 | 24,896 |
| | F | 35,782 | 14,132 | 18,070 | 10,128 | 24,628 |
| Yeoju-gun | S.T | 48,554 | 17,970 | 26,766 | 13,966 | 36,102 |
| | M | 22,046 | 7,711 | 13,427 | 6,584 | 17,292 |
| | F | 26,508 | 10,259 | 13,339 | 7,382 | 18,810 |
| Yeoncheon-gun | S.T | 20,555 | 7,521 | 10,804 | 5,607 | 15,964 |
| | M | 9,466 | 3,148 | 5,451 | 2,561 | 7,676 |
| | F | 11,089 | 4,373 | 5,353 | 3,046 | 8,288 |
| Gapyeong-gun | S.T | 28,557 | 10,484 | 15,565 | 8,345 | 22,298 |
| | M | 13,178 | 4,704 | 7,748 | 3,935 | 10,681 |
| | F | 15,379 | 5,780 | 7,817 | 4,410 | 11,617 |
| Yangpyeong-gun | S.T | 50,444 | 16,881 | 27,245 | 13,632 | 39,706 |
| | M | 22,995 | 7,471 | 13,519 | 6,454 | 18,766 |
| | F | 27,449 | 9,410 | 13,726 | 7,178 | 20,940 |

aX

X

of Screened Examinees by District and Gender <Cont'd>

XX a
(Unit : Person)

| XXXXXX Cancer | XXXXXX Liver Cancer | | XXXX XXXX Breast Cancer | | XX XX XX XX Cervical Cancer | |
|-------------------------------|-----------------------------------|-------------------------------|-----------------------------------|-------------------------------|-----------------------------------|-------------------------------|
| Number of Actual Examinees | Number of Eligible Individuals | Number of Actual Examinees | Number of Eligible Individuals | Number of Actual Examinees | Number of Eligible Individuals | Number of Actual Examinees |
| 21,247 | 5,623 | 2,228 | 35,783 | 18,799 | 52,976 | 22,952 |
| 9,664 | 3,431 | 1,312 | - | - | - | - |
| 11,583 | 2,192 | 916 | 35,783 | 18,799 | 52,976 | 22,952 |
| 18,725 | 5,257 | 1,877 | 33,672 | 16,727 | 47,502 | 20,325 |
| 8,752 | 3,227 | 1,123 | - | - | - | - |
| 9,973 | 2,030 | 754 | 33,672 | 16,727 | 47,502 | 20,325 |
| 24,709 | 6,248 | 2,336 | 38,700 | 22,053 | 52,534 | 23,076 |
| 11,631 | 3,950 | 1,404 | - | - | - | - |
| 13,078 | 2,298 | 932 | 38,700 | 22,053 | 52,534 | 23,076 |
| 12,032 | 2,702 | 968 | 20,829 | 11,872 | 28,091 | 11,316 |
| 5,471 | 1,736 | 607 | - | - | - | - |
| 6,561 | 966 | 361 | 20,829 | 11,872 | 28,091 | 11,316 |
| 14,383 | 3,468 | 1,539 | 19,566 | 11,341 | 25,485 | 11,079 |
| 6,518 | 1,940 | 774 | - | - | - | - |
| 7,865 | 1,528 | 765 | 19,566 | 11,341 | 25,485 | 11,079 |
| 18,927 | 4,641 | 1,764 | 28,976 | 15,685 | 38,125 | 17,553 |
| 8,913 | 2,907 | 1,053 | - | - | - | - |
| 10,014 | 1,734 | 711 | 28,976 | 15,685 | 38,125 | 17,553 |
| 25,077 | 7,691 | 2,516 | 47,607 | 26,136 | 71,617 | 26,578 |
| 11,814 | 4,915 | 1,510 | - | - | - | - |
| 13,263 | 2,776 | 1,006 | 47,607 | 26,136 | 71,617 | 26,578 |
| 19,960 | 5,311 | 2,203 | 28,258 | 15,589 | 38,601 | 16,883 |
| 9,281 | 3,436 | 1,377 | - | - | - | - |
| 10,679 | 1,875 | 826 | 28,258 | 15,589 | 38,601 | 16,883 |
| 14,768 | 5,213 | 2,110 | 20,965 | 11,906 | 27,849 | 11,886 |
| 6,837 | 3,040 | 1,157 | - | - | - | - |
| 7,931 | 2,173 | 953 | 20,965 | 11,906 | 27,849 | 11,886 |
| 12,203 | 2,630 | 855 | 18,152 | 10,417 | 21,933 | 9,048 |
| 5,638 | 1,703 | 519 | - | - | - | - |
| 6,565 | 927 | 336 | 18,152 | 10,417 | 21,933 | 9,048 |
| 8,901 | 1,598 | 459 | 13,355 | 7,426 | 15,617 | 5,360 |
| 4,128 | 1,043 | 294 | - | - | - | - |
| 4,773 | 555 | 165 | 13,355 | 7,426 | 15,617 | 5,360 |
| 3,787 | 1,608 | 511 | 5,456 | 3,303 | 5,959 | 2,081 |
| 1,796 | 995 | 299 | - | - | - | - |
| 1,991 | 613 | 212 | 5,456 | 3,303 | 5,959 | 2,081 |
| 5,652 | 1,075 | 383 | 7,808 | 4,349 | 8,838 | 3,389 |
| 2,746 | 717 | 260 | - | - | - | - |
| 2,906 | 358 | 123 | 7,808 | 4,349 | 8,838 | 3,389 |
| 8,145 | 2,190 | 631 | 13,785 | 7,360 | 15,727 | 5,899 |
| 3,797 | 1,337 | 383 | - | - | - | - |
| 4,348 | 853 | 248 | 13,785 | 7,360 | 15,727 | 5,899 |

Note: Based on Resident Registration Address

제Ⅱ-1 표

Table Ⅱ-1

Ü Ü

Statistics on Cancer Screening Target Recipients and Number

| | | Number of Eligible Individuals | Number of Actual Examinees | Number of Eligible Individuals | Number of Actual Examinees | Number of Eligible Individuals | | | | | | | |
|---------------|-----|-----------------------------------|-------------------------------|-----------------------------------|-------------------------------|-----------------------------------|---|-------|-------|----|----|---|---|
| Gangwon | S.T | 668,401 | 275,985 | 366,501 | 206,811 | 489,734 | | | | | | | |
| | M | 295,474 | 116,056 | 179,537 | 94,596 | 228,212 | | | | | | | |
| | F | 372,927 | 159,929 | 186,964 | 112,215 | 261,522 | | | | | | | |
| Chuncheon-si | S.T | 111,132 | 45,477 | 61,918 | 35,294 | 77,378 | | | | | | | |
| | M | 47,886 | 19,025 | 30,105 | 16,022 | 35,625 | | | | | | | |
| | F | 63,246 | 26,452 | 31,813 | 19,272 | 41,753 | | | | | | | |
| Wonju-si | S.T | 126,066 | 55,417 | 69,784 | 39,937 | 85,594 | | | | | | | |
| | M | 54,634 | 22,656 | 34,263 | 18,365 | 40,161 | | | | | | | |
| | F | 71,432 | 32,761 | 35,521 | 21,572 | 45,433 | | | | | | | |
| Gangneung-si | S.T | 95,843 | 41,361 | 53,226 | 31,476 | 70,382 | | | | | | | |
| | M | 41,602 | 17,458 | 25,735 | 14,238 | 32,224 | | | | | | | |
| | F | 54,241 | 23,903 | 27,491 | 17,238 | 38,158 | | | | | | | |
| Donghae-si | S.T | 40,158 | 17,227 | 21,794 | 11,377 | 29,243 | | | | | | | |
| | M | 17,665 | 7,138 | 10,643 | 5,096 | 13,555 | | | | | | | |
| | F | 22,493 | 10,089 | 11,151 | 6,281 | 15,688 | | | | | | | |
| Taebaek-si | S.T | 22,373 | 9,833 | 11,871 | 6,547 | 17,054 | | | | | | | |
| | M | 10,004 | 4,001 | 5,827 | 2,884 | 8,006 | | | | | | | |
| | F | 12,369 | 5,832 | 6,044 | 3,663 | 9,048 | | | | | | | |
| Sokcho-si | S.T | 35,021 | 14,371 | 18,939 | 9,460 | 25,036 | | | | | | | |
| | M | 15,077 | 5,632 | 9,046 | 4,152 | 11,464 | | | | | | | |
| | F | 19,944 | 8,739 | 9,893 | 5,308 | 13,572 | | | | | | | |
| Samcheok-si | S.T | 32,988 | 13,122 | 17,731 | 9,488 | 25,375 | | | | | | | |
| | M | 14,673 | 5,500 | 8,667 | 4,261 | 11,626 | | | | | | | |
| | F | 18,315 | 7,622 | 9,064 | 5,227 | 13,749 | | | | | | | |
| Hongcheon-gun | S.T | 34,296 | 13,034 | 18,717 | 10,657 | 26,679 | | | | | | | |
| | M | 15,708 | 5,731 | 9,262 | 4,944 | 12,688 | | | | | | | |
| | F | 18,588 | 7,303 | 9,455 | 5,713 | 13,991 | | | | | | | |
| S.T | | 23,136 | 8,684 | 12,520 | 6,896 | | | | | | | | |
| XXXXXXXXX | X | XE | mbi k | q | d | l j jkd knXXXXXXXXX | d | qdimm | pdhpl | n | X | X | X |
| d | m | j | h | M | | X | j | kn | dl | ip | lq | m | X |

of Screened Examinees by District and Gender <Cont'd>

(Unit : Person)

| XXXXXX Cancer | XXXXXX Liver Cancer | | XXXX XXXX Breast Cancer | | XX XX XX XX Cervical Cancer | |
|-------------------------------|-----------------------------------|-------------------------------|-----------------------------------|-------------------------------|-----------------------------------|-------------------------------|
| Number of Actual Examinees | Number of Eligible Individuals | Number of Actual Examinees | Number of Eligible Individuals | Number of Actual Examinees | Number of Eligible Individuals | Number of Actual Examinees |
| 140,488 | 39,970 | 17,899 | 186,408 | 111,350 | 225,753 | 99,635 |
| 64,551 | 23,328 | 10,108 | - | - | - | - |
| 75,937 | 16,642 | 7,791 | 186,408 | 111,350 | 225,753 | 99,635 |
| 19,319 | 5,998 | 2,680 | 31,750 | 19,130 | 40,111 | 18,646 |
| 8,909 | 3,428 | 1,528 | - | - | - | - |
| 10,410 | 2,570 | 1,152 | 31,750 | 19,130 | 40,111 | 18,646 |
| 26,837 | 8,487 | 4,171 | 35,268 | 20,788 | 45,128 | 20,200 |
| 12,307 | 4,475 | 2,155 | - | - | - | - |
| 14,530 | 4,012 | 2,016 | 35,268 | 20,788 | 45,128 | 20,200 |
| 22,458 | 5,711 | 2,816 | 27,253 | 16,684 | 33,453 | 16,207 |
| 10,297 | 3,514 | 1,726 | - | - | - | - |
| 12,161 | 2,197 | 1,090 | 27,253 | 16,684 | 33,453 | 16,207 |
| 10,736 | 2,581 | 1,333 | 11,180 | 6,503 | 13,978 | 6,773 |
| 4,865 | 1,567 | 775 | - | - | - | - |
| 5,871 | 1,014 | 558 | 11,180 | 6,503 | 13,978 | 6,773 |
| 6,724 | 987 | 462 | 6,062 | 3,768 | 7,578 | 3,875 |
| 2,887 | 650 | 290 | - | - | - | - |
| 3,837 | 337 | 172 | 6,062 | 3,768 | 7,578 | 3,875 |
| 8,346 | 3,070 | 1,738 | 9,950 | 5,638 | 12,403 | 5,803 |
| 3,680 | 1,675 | 878 | - | - | - | - |
| 4,666 | 1,395 | 860 | 9,950 | 5,638 | 12,403 | 5,803 |
| 6,807 | 1,920 | 796 | 9,177 | 5,729 | 10,581 | 4,977 |
| 3,173 | 1,202 | 473 | - | - | - | - |
| 3,634 | 718 | 323 | 9,177 | 5,729 | 10,581 | 4,977 |
| 6,364 | 1,818 | 670 | 9,372 | 5,395 | 10,567 | 4,024 |
| 2,994 | 1,111 | 408 | - | - | - | - |
| 3,370 | 707 | 262 | 9,372 | 5,395 | 10,567 | 4,024 |
| 4,389 | 1,215 | 426 | 6,183 | 3,215 | 6,795 | 2,238 |
| 2,121 | 747 | 262 | - | - | - | - |
| 2,268 | 468 | 164 | 6,183 | 3,215 | 6,795 | 2,238 |
| 4,576 | 790 | 291 | 5,711 | 3,517 | 6,300 | 2,867 |
| 2,139 | 495 | 182 | - | - | - | - |
| 2,437 | 295 | 109 | 5,711 | 3,517 | 6,300 | 2,867 |
| 3,979 | 962 | 295 | 6,184 | 3,659 | 6,708 | 2,312 |
| 1,934 | 613 | 182 | - | - | - | - |
| 2,045 | 349 | 113 | 6,184 | 3,659 | 6,708 | 2,312 |
| 3,374 | 863 | 252 | 5,341 | 3,335 | 6,031 | 2,320 |
| 1,636 | 564 | 166 | - | - | - | - |
| 1,738 | 299 | 86 | 5,341 | 3,335 | 6,031 | 2,320 |
| 4,108 | 1,286 | 392 | 5,744 | 3,499 | 6,694 | 2,429 |
| 1,838 | 754 | 211 | - | - | - | - |
| 2,270 | 532 | 181 | 5,744 | 3,499 | 6,694 | 2,429 |

Note: Based on Resident Registration Address

Table Ⅱ-1

Statistics on Cancer Screening Target Recipients and Number

| Division | | Total | | XXXXXXXXXX Stomach Cancer | | XXXXX XXXX Colorectal |
|-----------------------------|-----|-----------------------------------|-------------------------------|-----------------------------------|-------------------------------|-----------------------------------|
| | | Number of Eligible Individuals | Number of Actual Examinees | Number of Eligible Individuals | Number of Actual Examinees | Number of Eligible Individuals |
| Hwacheon-gun | S.T | 10,444 | 3,901 | 5,632 | 3,043 | 7,914 |
| | M | 4,826 | 1,748 | 2,864 | 1,455 | 3,800 |
| | F | 5,618 | 2,153 | 2,768 | 1,588 | 4,114 |
| Yanggu-gun | S.T | 9,310 | 3,388 | 5,090 | 2,597 | 6,957 |
| | M | 4,255 | 1,455 | 2,578 | 1,231 | 3,329 |
| | F | 5,055 | 1,933 | 2,512 | 1,366 | 3,628 |
| Inje-gun | S.T | 14,064 | 5,486 | 7,757 | 4,464 | 10,466 |
| | M | 6,504 | 2,392 | 3,931 | 2,120 | 5,104 |
| | F | 7,560 | 3,094 | 3,826 | 2,344 | 5,362 |
| Goseong-gun | S.T | 14,974 | 6,328 | 8,066 | 4,753 | 11,880 |
| | M | 6,801 | 2,724 | 3,921 | 2,162 | 5,465 |
| | F | 8,173 | 3,604 | 4,145 | 2,591 | 6,415 |
| Yangyang-gun | S.T | 14,508 | 6,263 | 7,848 | 4,870 | 11,423 |
| | M | 6,618 | 2,703 | 3,830 | 2,271 | 5,351 |
| | F | 7,890 | 3,560 | 4,018 | 2,599 | 6,072 |
| Chungbuk | S.T | 645,158 | 270,554 | 353,537 | 206,193 | 457,511 |
| | M | 283,370 | 113,892 | 174,436 | 95,806 | 214,769 |
| | F | 361,788 | 156,662 | 179,101 | 110,387 | 242,742 |
| Cheongju-si Sangdang-gu | S.T | 88,512 | 37,801 | 49,485 | 29,391 | 58,733 |
| | M | 37,653 | 15,503 | 23,932 | 13,273 | 27,411 |
| | F | 50,859 | 22,298 | 25,553 | 16,118 | 31,322 |
| Cheongju-si Heungdeok-gu | S.T | 148,044 | 62,416 | 82,421 | 46,386 | 92,235 |
| | M | 62,089 | 24,730 | 40,485 | 21,341 | 43,222 |
| | F | 85,955 | 37,686 | 41,936 | 25,045 | 49,013 |
| Chungju-si | S.T | 90,184 | 38,406 | 49,461 | 28,870 | 65,386 |
| | M | 39,985 | 16,335 | 24,322 | 13,385 | 30,598 |
| | F | 50,199 | 22,071 | 25,139 | 15,485 | 34,788 |
| Jecheon-si | S.T | 61,808 | 30,311 | 34,093 | 21,525 | 46,452 |
| | M | 27,802 | 13,071 | 16,827 | 9,978 | 21,989 |
| | F | 34,006 | 17,240 | 17,266 | 11,547 | 24,463 |
| Cheongwon-gun | S.T | 63,790 | 24,389 | 34,072 | 19,110 | 45,057 |
| | M | 28,236 | 10,450 | 17,308 | 9,198 | 21,347 |
| | F | 35,554 | 13,939 | 16,764 | 9,912 | 23,710 |
| Boeun-gun | S.T | 18,687 | 7,908 | 9,680 | 6,202 | 15,579 |
| | M | 8,423 | 3,492 | 4,686 | 2,897 | 7,135 |
| | F | 10,264 | 4,416 | 4,994 | 3,305 | 8,444 |
| Okcheon-gun | S.T | 26,862 | 11,790 | 14,312 | 9,042 | 21,594 |
| | M | 12,010 | 5,167 | 6,968 | 4,195 | 9,981 |
| | F | 14,852 | 6,623 | 7,344 | 4,847 | 11,613 |
| Yeongdong-gun | S.T | 26,334 | 10,424 | 14,107 | 8,205 | 21,280 |
| | M | 11,682 | 4,461 | 6,720 | 3,741 | 9,615 |
| | F | 14,652 | 5,963 | 7,387 | 4,464 | 11,665 |

aX X

of Screened Examinees by District and Gender <Cont'd>

(Unit : Person)

| XXXXXX Cancer | XXXXXX Liver Cancer | | XXXX XXXX Breast Cancer | | XX XX XX XX Cervical Cancer | |
|----------------------------|--------------------------------|----------------------------|--------------------------------|----------------------------|--------------------------------|----------------------------|
| Number of Actual Examinees | Number of Eligible Individuals | Number of Actual Examinees | Number of Eligible Individuals | Number of Actual Examinees | Number of Eligible Individuals | Number of Actual Examinees |
| 1,983 | 464 | 156 | 2,731 | 1,494 | 3,210 | 1,125 |
| 935 | 319 | 100 | - | - | - | - |
| 1,048 | 145 | 56 | 2,731 | 1,494 | 3,210 | 1,125 |
| 1,635 | 399 | 99 | 2,519 | 1,396 | 2,969 | 967 |
| 743 | 257 | 62 | - | - | - | - |
| 892 | 142 | 37 | 2,519 | 1,396 | 2,969 | 967 |
| 2,339 | 657 | 173 | 3,845 | 2,404 | 4,507 | 1,606 |
| 1,137 | 413 | 105 | - | - | - | - |
| 1,202 | 244 | 68 | 3,845 | 2,404 | 4,507 | 1,606 |
| 3,331 | 1,381 | 586 | 4,136 | 2,590 | 4,400 | 1,600 |
| 1,457 | 805 | 325 | - | - | - | - |
| 1,874 | 576 | 261 | 4,136 | 2,590 | 4,400 | 1,600 |
| 3,183 | 1,381 | 563 | 4,002 | 2,606 | 4,340 | 1,666 |
| 1,499 | 739 | 280 | - | - | - | - |
| 1,684 | 642 | 283 | 4,002 | 2,606 | 4,340 | 1,666 |
| 125,746 | 28,860 | 12,166 | 178,909 | 110,243 | 224,727 | 105,802 |
| 58,678 | 17,581 | 7,237 | - | - | - | - |
| 67,068 | 11,279 | 4,929 | 178,909 | 110,243 | 224,727 | 105,802 |
| 15,985 | 3,847 | 1,863 | 25,563 | 16,239 | 33,847 | 17,830 |
| 7,383 | 2,270 | 1,091 | - | - | - | - |
| 8,602 | 1,577 | 772 | 25,563 | 16,239 | 33,847 | 17,830 |
| 24,000 | 5,308 | 2,325 | 42,053 | 25,838 | 59,087 | 30,729 |
| 11,112 | 3,285 | 1,425 | - | - | - | - |
| 12,888 | 2,023 | 900 | 42,053 | 25,838 | 59,087 | 30,729 |
| 18,984 | 6,053 | 2,645 | 25,004 | 15,025 | 30,403 | 13,857 |
| 8,663 | 3,441 | 1,476 | - | - | - | - |
| 10,321 | 2,612 | 1,169 | 25,004 | 15,025 | 30,403 | 13,857 |
| 17,980 | 3,586 | 1,919 | 17,252 | 11,428 | 20,578 | 11,081 |
| 8,460 | 2,022 | 1,051 | - | - | - | - |
| 9,520 | 1,564 | 868 | 17,252 | 11,428 | 20,578 | 11,081 |
| 9,999 | 2,302 | 895 | 16,734 | 9,861 | 21,981 | 9,418 |
| 4,783 | 1,522 | 587 | - | - | - | - |
| 5,216 | 780 | 308 | 16,734 | 9,861 | 21,981 | 9,418 |
| 4,508 | 537 | 199 | 4,982 | 3,303 | 5,140 | 2,188 |
| 2,034 | 366 | 135 | - | - | - | - |
| 2,474 | 171 | 64 | 4,982 | 3,303 | 5,140 | 2,188 |
| 6,863 | 980 | 382 | 7,305 | 4,722 | 8,134 | 3,355 |
| 3,177 | 638 | 245 | - | - | - | - |
| 3,686 | 342 | 137 | 7,305 | 4,722 | 8,134 | 3,355 |
| 5,565 | 1,544 | 464 | 7,400 | 4,489 | 8,045 | 3,170 |
| 2,526 | 911 | 287 | - | - | - | - |
| 3,039 | 633 | 177 | 7,400 | 4,489 | 8,045 | 3,170 |

Note: Based on Resident Registration Address

Table Ⅱ-1

Statistics on Cancer Screening Target Recipients and Number

| Division | | Total | | XXXXXXXXXX Stomach Cancer | | XXXXX XXXX Colorectal |
|--------------------------|-----|-----------------------------------|-------------------------------|-----------------------------------|-------------------------------|-----------------------------------|
| | | Number of Eligible Individuals | Number of Actual Examinees | Number of Eligible Individuals | Number of Actual Examinees | Number of Eligible Individuals |
| Jeungpyeong-gun | S.T | 13,520 | 5,513 | 7,337 | 4,421 | 9,573 |
| | M | 5,939 | 2,367 | 3,666 | 2,062 | 4,476 |
| | F | 7,581 | 3,146 | 3,671 | 2,359 | 5,097 |
| Jincheon-gun | S.T | 28,201 | 12,015 | 15,391 | 9,296 | 20,317 |
| | M | 12,796 | 5,157 | 7,828 | 4,464 | 9,708 |
| | F | 15,405 | 6,858 | 7,563 | 4,832 | 10,609 |
| Goesan-gun | S.T | 21,218 | 7,715 | 11,491 | 6,532 | 17,559 |
| | M | 9,945 | 3,512 | 5,676 | 3,123 | 8,287 |
| | F | 11,273 | 4,203 | 5,815 | 3,409 | 9,272 |
| Eumseong-gun | S.T | 41,446 | 15,832 | 22,788 | 12,338 | 30,439 |
| | M | 19,205 | 7,041 | 11,651 | 5,925 | 14,791 |
| | F | 22,241 | 8,791 | 11,137 | 6,413 | 15,648 |
| Danyang-gun | S.T | 16,552 | 6,034 | 8,899 | 4,875 | 13,307 |
| | M | 7,605 | 2,606 | 4,367 | 2,224 | 6,209 |
| | F | 8,947 | 3,428 | 4,532 | 2,651 | 7,098 |
| Chungnam | S.T | 852,433 | 325,283 | 461,106 | 239,924 | 616,988 |
| | M | 375,268 | 131,050 | 228,162 | 109,637 | 288,468 |
| | F | 477,165 | 194,233 | 232,944 | 130,287 | 328,520 |
| Cheonan-si Dongnam-gu | S.T | 93,293 | 34,788 | 50,623 | 24,084 | 61,729 |
| | M | 40,397 | 12,964 | 25,350 | 10,609 | 29,548 |
| | F | 52,896 | 21,824 | 25,273 | 13,475 | 32,181 |
| Cheonan-si Seobuk-gu | S.T | 106,203 | 40,406 | 59,299 | 27,825 | 62,253 |
| | M | 45,506 | 14,754 | 30,302 | 12,536 | 30,344 |
| | F | 60,697 | 25,652 | 28,997 | 15,289 | 31,909 |
| Gongju-si | S.T | 54,449 | 21,625 | 28,915 | 15,726 | 41,725 |
| | M | 24,274 | 9,185 | 14,237 | 7,489 | 19,513 |
| | F | 30,175 | 12,440 | 14,678 | 8,237 | 22,212 |
| Boryeong-si | S.T | 49,786 | 20,845 | 26,778 | 16,356 | 38,733 |
| | M | 22,094 | 8,706 | 12,931 | 7,403 | 17,779 |
| | F | 27,692 | 12,139 | 13,847 | 8,953 | 20,954 |
| Asan-si | S.T | 99,729 | 36,774 | 53,539 | 25,624 | 64,867 |
| | M | 43,081 | 13,574 | 27,335 | 11,563 | 30,745 |
| | F | 56,648 | 23,200 | 26,204 | 14,061 | 34,122 |
| Seosan-si | S.T | 67,846 | 24,537 | 36,785 | 17,738 | 48,474 |
| | M | 29,968 | 9,865 | 18,322 | 8,099 | 22,712 |
| | F | 37,878 | 14,672 | 18,463 | 9,639 | 25,762 |
| Nonsan-si | S.T | 58,897 | 24,628 | 31,438 | 18,003 | 46,375 |
| | M | 26,285 | 10,630 | 15,254 | 8,334 | 21,397 |
| | F | 32,612 | 13,998 | 16,184 | 9,669 | 24,978 |
| Gyeryong-si | S.T | 15,594 | 6,407 | 8,967 | 4,699 | 9,220 |
| | M | 6,601 | 2,591 | 4,388 | 2,160 | 4,251 |
| | F | 8,993 | 3,816 | 4,579 | 2,539 | 4,969 |

aX

X

of Screened Examinees by District and Gender <Cont'd>

(Unit : Person)

| XXXXXX Cancer | XXXXXX Liver Cancer | | XXXX XXXX Breast Cancer | | XX XX XX XX Cervical Cancer | |
|-------------------------------|-----------------------------------|-------------------------------|-----------------------------------|-------------------------------|-----------------------------------|-------------------------------|
| Number of Actual Examinees | Number of Eligible Individuals | Number of Actual Examinees | Number of Eligible Individuals | Number of Actual Examinees | Number of Eligible Individuals | Number of Actual Examinees |
| 2,537 | 611 | 203 | 3,643 | 2,258 | 4,528 | 1,913 |
| 1,188 | 357 | 111 | - | - | - | - |
| 1,349 | 254 | 92 | 3,643 | 2,258 | 4,528 | 1,913 |
| 5,556 | 997 | 315 | 7,588 | 4,825 | 9,051 | 3,797 |
| 2,640 | 696 | 213 | - | - | - | - |
| 2,916 | 301 | 102 | 7,588 | 4,825 | 9,051 | 3,797 |
| 3,315 | 705 | 210 | 5,750 | 3,235 | 5,923 | 1,955 |
| 1,644 | 462 | 132 | - | - | - | - |
| 1,671 | 243 | 78 | 5,750 | 3,235 | 5,923 | 1,955 |
| 7,607 | 1,725 | 535 | 11,117 | 6,382 | 13,166 | 4,831 |
| 3,741 | 1,181 | 349 | - | - | - | - |
| 3,866 | 544 | 186 | 11,117 | 6,382 | 13,166 | 4,831 |
| 2,847 | 665 | 211 | 4,518 | 2,638 | 4,844 | 1,678 |
| 1,327 | 430 | 135 | - | - | - | - |
| 1,520 | 235 | 76 | 4,518 | 2,638 | 4,844 | 1,678 |
| 155,909 | 39,182 | 13,866 | 232,904 | 131,908 | 290,569 | 119,737 |
| 71,463 | 24,955 | 8,530 | - | - | - | - |
| 84,446 | 14,227 | 5,336 | 232,904 | 131,908 | 290,569 | 119,737 |
| 15,365 | 3,670 | 1,391 | 25,344 | 13,971 | 34,950 | 15,741 |
| 6,962 | 2,305 | 809 | - | - | - | - |
| 8,403 | 1,365 | 582 | 25,344 | 13,971 | 34,950 | 15,741 |
| 15,049 | 4,589 | 1,705 | 29,084 | 16,275 | 42,562 | 18,754 |
| 6,850 | 2,970 | 1,016 | - | - | - | - |
| 8,199 | 1,619 | 689 | 29,084 | 16,275 | 42,562 | 18,754 |
| 10,649 | 2,073 | 785 | 14,646 | 8,208 | 17,403 | 7,743 |
| 5,075 | 1,401 | 546 | - | - | - | - |
| 5,574 | 672 | 239 | 14,646 | 8,208 | 17,403 | 7,743 |
| 11,384 | 2,333 | 918 | 13,738 | 8,513 | 16,026 | 7,618 |
| 5,079 | 1,601 | 608 | - | - | - | - |
| 6,305 | 732 | 310 | 13,738 | 8,513 | 16,026 | 7,618 |
| 15,424 | 3,781 | 1,298 | 26,164 | 13,959 | 36,878 | 14,809 |
| 6,994 | 2,474 | 779 | - | - | - | - |
| 8,430 | 1,307 | 519 | 26,164 | 13,959 | 36,878 | 14,809 |
| 12,007 | 4,238 | 1,465 | 18,563 | 10,157 | 23,352 | 9,108 |
| 5,484 | 2,584 | 829 | - | - | - | - |
| 6,523 | 1,654 | 636 | 18,563 | 10,157 | 23,352 | 9,108 |
| 13,480 | 2,507 | 929 | 16,078 | 9,515 | 18,403 | 7,626 |
| 6,192 | 1,618 | 605 | - | - | - | - |
| 7,288 | 889 | 324 | 16,078 | 9,515 | 18,403 | 7,626 |
| 2,345 | 689 | 285 | 4,528 | 2,433 | 6,089 | 2,696 |
| 1,102 | 449 | 182 | - | - | - | - |
| 1,243 | 240 | 103 | 4,528 | 2,433 | 6,089 | 2,696 |

Note: Based on Resident Registration Address

Table Ⅱ-1

Statistics on Cancer Screening Target Recipients and Number

| Division | | Total | | XXXXXXXXXX Stomach Cancer | | XXXXX XXXX Colorectal |
|-------------------------|-----|-----------------------------------|-------------------------------|-----------------------------------|-------------------------------|-----------------------------------|
| | | Number of Eligible Individuals | Number of Actual Examinees | Number of Eligible Individuals | Number of Actual Examinees | Number of Eligible Individuals |
| Dangjin-si | S.T | 66,720 | 24,411 | 35,894 | 17,416 | 48,906 |
| | M | 29,782 | 9,747 | 18,056 | 8,170 | 23,093 |
| | F | 36,938 | 14,664 | 17,838 | 9,246 | 25,813 |
| Geumsan-gun | S.T | 28,852 | 11,290 | 15,614 | 9,233 | 23,039 |
| | M | 13,086 | 4,945 | 7,713 | 4,300 | 10,639 |
| | F | 15,766 | 6,345 | 7,901 | 4,933 | 12,400 |
| Buyeo-gun | S.T | 39,255 | 15,154 | 21,028 | 12,511 | 32,358 |
| | M | 17,671 | 6,680 | 10,148 | 5,771 | 14,814 |
| | F | 21,584 | 8,474 | 10,880 | 6,740 | 17,544 |
| Seocheon-gun | S.T | 32,059 | 12,766 | 17,111 | 10,009 | 26,792 |
| | M | 14,126 | 5,386 | 7,996 | 4,502 | 11,983 |
| | F | 17,933 | 7,380 | 9,115 | 5,507 | 14,809 |
| Cheongyang-gun | S.T | 18,308 | 7,371 | 9,836 | 6,021 | 15,333 |
| | M | 8,273 | 3,284 | 4,718 | 2,819 | 7,018 |
| | F | 10,035 | 4,087 | 5,118 | 3,202 | 8,315 |
| Hongseong-gun | S.T | 43,550 | 17,491 | 23,745 | 13,365 | 34,036 |
| | M | 19,302 | 7,447 | 11,453 | 6,131 | 15,627 |
| | F | 24,248 | 10,044 | 12,292 | 7,234 | 18,409 |
| Yesan-gun | S.T | 44,373 | 14,891 | 23,887 | 11,841 | 35,923 |
| | M | 19,955 | 6,260 | 11,519 | 5,414 | 16,607 |
| | F | 24,418 | 8,631 | 12,368 | 6,427 | 19,316 |
| Taeon-gun | S.T | 33,519 | 11,899 | 17,647 | 9,473 | 27,225 |
| | M | 14,867 | 5,032 | 8,440 | 4,337 | 12,398 |
| | F | 18,652 | 6,867 | 9,207 | 5,136 | 14,827 |
| Jeonbuk | S.T | 793,688 | 338,790 | 437,300 | 254,068 | 580,085 |
| | M | 345,886 | 139,247 | 211,804 | 115,239 | 266,554 |
| | F | 447,802 | 199,543 | 225,496 | 138,829 | 313,531 |
| Jeonju-si Wansan-gu | S.T | 134,916 | 59,848 | 76,547 | 45,485 | 88,784 |
| | M | 57,004 | 24,092 | 36,832 | 20,427 | 41,023 |
| | F | 77,912 | 35,756 | 39,715 | 25,058 | 47,761 |
| Jeonju-si Deokjin-gu | S.T | 108,437 | 47,711 | 60,186 | 36,465 | 71,928 |
| | M | 46,401 | 19,079 | 29,351 | 16,398 | 33,625 |
| | F | 62,036 | 28,632 | 30,835 | 20,067 | 38,303 |
| Gunsan-si | S.T | 110,632 | 44,976 | 60,304 | 31,786 | 78,618 |
| | M | 48,959 | 18,223 | 30,107 | 14,362 | 37,092 |
| | F | 61,673 | 26,753 | 30,197 | 17,424 | 41,526 |
| Iksan-si | S.T | 124,548 | 55,725 | 68,978 | 40,089 | 88,977 |
| | M | 54,179 | 22,665 | 33,538 | 18,207 | 41,285 |
| | F | 70,369 | 33,060 | 35,440 | 21,882 | 47,692 |
| Jeongeup-si | S.T | 55,405 | 24,836 | 30,137 | 18,060 | 43,198 |
| | M | 24,331 | 10,459 | 14,448 | 8,337 | 19,527 |
| | F | 31,074 | 14,377 | 15,689 | 9,723 | 23,671 |

aX

X

of Screened Examinees by District and Gender <Cont'd>

XX a
(Unit : Person)

| XXXXXX Cancer | XXXXXX Liver Cancer | | XXXX XXXX Breast Cancer | | XX XX XX XX Cervical Cancer | |
|----------------------------|--------------------------------|----------------------------|--------------------------------|----------------------------|--------------------------------|----------------------------|
| Number of Actual Examinees | Number of Eligible Individuals | Number of Actual Examinees | Number of Eligible Individuals | Number of Actual Examinees | Number of Eligible Individuals | Number of Actual Examinees |
| 11,766 | 2,822 | 983 | 17,820 | 9,483 | 22,056 | 8,077 |
| 5,436 | 1,898 | 620 | - | - | - | - |
| 6,330 | 924 | 363 | 17,820 | 9,483 | 22,056 | 8,077 |
| 5,662 | 1,585 | 611 | 7,878 | 4,856 | 8,614 | 3,338 |
| 2,533 | 938 | 361 | - | - | - | - |
| 3,129 | 647 | 250 | 7,878 | 4,856 | 8,614 | 3,338 |
| 8,002 | 1,986 | 679 | 10,873 | 6,719 | 11,178 | 3,457 |
| 3,705 | 1,182 | 411 | - | - | - | - |
| 4,297 | 804 | 268 | 10,873 | 6,719 | 11,178 | 3,457 |
| 7,563 | 1,230 | 513 | 9,144 | 5,520 | 9,771 | 3,904 |
| 3,344 | 848 | 346 | - | - | - | - |
| 4,219 | 382 | 167 | 9,144 | 5,520 | 9,771 | 3,904 |
| 3,850 | 613 | 199 | 5,149 | 3,254 | 5,232 | 1,885 |
| 1,837 | 417 | 128 | - | - | - | - |
| 2,013 | 196 | 71 | 5,149 | 3,254 | 5,232 | 1,885 |
| 9,106 | 2,095 | 835 | 12,270 | 7,231 | 14,119 | 6,153 |
| 4,304 | 1,490 | 570 | - | - | - | - |
| 4,802 | 605 | 265 | 12,270 | 7,231 | 14,119 | 6,153 |
| 7,733 | 1,861 | 489 | 12,417 | 6,650 | 13,646 | 4,829 |
| 3,567 | 1,161 | 309 | - | - | - | - |
| 4,166 | 700 | 180 | 12,417 | 6,650 | 13,646 | 4,829 |
| 6,524 | 3,110 | 781 | 9,208 | 5,164 | 10,290 | 3,999 |
| 2,999 | 1,619 | 411 | - | - | - | - |
| 3,525 | 1,491 | 370 | 9,208 | 5,164 | 10,290 | 3,999 |
| 163,549 | 43,153 | 18,736 | 224,925 | 138,031 | 273,378 | 129,313 |
| 74,480 | 25,299 | 10,755 | - | - | - | - |
| 89,069 | 17,854 | 7,981 | 224,925 | 138,031 | 273,378 | 129,313 |
| 23,796 | 7,533 | 3,784 | 39,623 | 25,123 | 51,473 | 26,144 |
| 10,860 | 3,926 | 1,953 | - | - | - | - |
| 12,936 | 3,607 | 1,831 | 39,623 | 25,123 | 51,473 | 26,144 |
| 18,358 | 5,488 | 2,627 | 30,765 | 20,074 | 40,796 | 21,962 |
| 8,490 | 3,110 | 1,457 | - | - | - | - |
| 9,868 | 2,378 | 1,170 | 30,765 | 20,074 | 40,796 | 21,962 |
| 24,140 | 5,135 | 2,272 | 30,102 | 17,546 | 38,641 | 17,585 |
| 11,135 | 3,251 | 1,362 | - | - | - | - |
| 13,005 | 1,884 | 910 | 30,102 | 17,546 | 38,641 | 17,585 |
| 29,219 | 5,984 | 2,870 | 35,104 | 20,983 | 43,587 | 20,660 |
| 13,467 | 3,775 | 1,759 | - | - | - | - |
| 15,752 | 2,209 | 1,111 | 35,104 | 20,983 | 43,587 | 20,660 |
| 13,834 | 3,701 | 1,771 | 15,668 | 9,687 | 17,949 | 8,740 |
| 6,202 | 2,111 | 1,012 | - | - | - | - |
| 7,632 | 1,590 | 759 | 15,668 | 9,687 | 17,949 | 8,740 |

Note: Based on Resident Registration Address

Table Ⅱ-1

Statistics on Cancer Screening Target Recipients and Number

| Division | | Total | | XXXXXXXXXX Stomach Cancer | | XXXXX XXXX Colorectal |
|--------------|-----|-----------------------------------|-------------------------------|-----------------------------------|-------------------------------|-----------------------------------|
| | | Number of Eligible Individuals | Number of Actual Examinees | Number of Eligible Individuals | Number of Actual Examinees | Number of Eligible Individuals |
| Namwon-si | S.T | 40,371 | 17,212 | 22,454 | 13,106 | 31,702 |
| | M | 17,647 | 7,291 | 10,615 | 5,884 | 14,254 |
| | F | 22,724 | 9,921 | 11,839 | 7,222 | 17,448 |
| Gimje-si | S.T | 45,263 | 17,936 | 24,474 | 13,696 | 36,408 |
| | M | 20,151 | 7,452 | 11,748 | 6,182 | 16,519 |
| | F | 25,112 | 10,484 | 12,726 | 7,514 | 19,889 |
| Wanju-gun | S.T | 38,632 | 15,482 | 20,819 | 12,133 | 29,309 |
| | M | 17,389 | 6,667 | 10,388 | 5,774 | 13,699 |
| | F | 21,243 | 8,815 | 10,431 | 6,359 | 15,610 |
| Jinan-gun | S.T | 14,860 | 6,476 | 7,960 | 5,099 | 12,064 |
| | M | 6,755 | 2,803 | 3,863 | 2,393 | 5,537 |
| | F | 8,105 | 3,673 | 4,097 | 2,706 | 6,527 |
| Muju-gun | S.T | 13,532 | 5,291 | 7,345 | 4,302 | 10,909 |
| | M | 5,969 | 2,199 | 3,494 | 1,927 | 4,861 |
| | F | 7,563 | 3,092 | 3,851 | 2,375 | 6,048 |
| Jangsu-gun | S.T | 12,435 | 5,077 | 6,739 | 4,161 | 10,327 |
| | M | 5,538 | 2,186 | 3,255 | 1,926 | 4,602 |
| | F | 6,897 | 2,891 | 3,484 | 2,235 | 5,725 |
| Imsil-gun | S.T | 16,603 | 6,725 | 9,078 | 5,398 | 13,767 |
| | M | 7,529 | 2,938 | 4,354 | 2,447 | 6,272 |
| | F | 9,074 | 3,787 | 4,724 | 2,951 | 7,495 |
| Sunchang-gun | S.T | 16,198 | 6,654 | 8,800 | 5,107 | 13,327 |
| | M | 6,991 | 2,709 | 4,074 | 2,245 | 5,837 |
| | F | 9,207 | 3,945 | 4,726 | 2,862 | 7,490 |
| Gochang-gun | S.T | 31,024 | 12,577 | 16,773 | 9,260 | 25,533 |
| | M | 13,444 | 5,274 | 7,789 | 4,184 | 11,179 |
| | F | 17,580 | 7,303 | 8,984 | 5,076 | 14,354 |
| Buan-gun | S.T | 30,832 | 12,264 | 16,706 | 9,921 | 25,234 |
| | M | 13,599 | 5,210 | 7,948 | 4,546 | 11,242 |
| | F | 17,233 | 7,054 | 8,758 | 5,375 | 13,992 |
| Jeonnam | S.T | 866,371 | 372,740 | 477,372 | 278,624 | 649,887 |
| | M | 379,806 | 154,989 | 229,891 | 125,782 | 295,310 |
| | F | 486,565 | 217,751 | 247,481 | 152,842 | 354,577 |
| Mokpo-si | S.T | 91,651 | 43,090 | 49,856 | 29,311 | 61,335 |
| | M | 38,821 | 17,189 | 24,110 | 13,066 | 28,241 |
| | F | 52,830 | 25,901 | 25,746 | 16,245 | 33,094 |
| Yeosu-si | S.T | 120,831 | 51,711 | 65,545 | 36,112 | 86,850 |
| | M | 53,366 | 21,510 | 32,208 | 16,375 | 40,635 |
| | F | 67,465 | 30,201 | 33,337 | 19,737 | 46,215 |
| Suncheon-si | S.T | 106,931 | 48,221 | 60,931 | 36,645 | 72,209 |
| | M | 46,610 | 19,922 | 29,673 | 16,734 | 33,758 |
| | F | 60,321 | 28,299 | 31,258 | 19,911 | 38,451 |

aX

X

of Screened Examinees by District and Gender <Cont'd>

(Unit : Person)

| XXXXXX Cancer | XXXXXX Liver Cancer | | XXXX XXXX Breast Cancer | | XX XX XX XX Cervical Cancer | |
|----------------------------|--------------------------------|----------------------------|--------------------------------|----------------------------|--------------------------------|----------------------------|
| Number of Actual Examinees | Number of Eligible Individuals | Number of Actual Examinees | Number of Eligible Individuals | Number of Actual Examinees | Number of Eligible Individuals | Number of Actual Examinees |
| 9,665 | 1,784 | 753 | 11,776 | 6,888 | 13,071 | 5,201 |
| 4,394 | 1,227 | 525 | - | - | - | - |
| 5,271 | 557 | 228 | 11,776 | 6,888 | 13,071 | 5,201 |
| 8,848 | 2,768 | 957 | 12,720 | 7,551 | 13,869 | 5,465 |
| 4,000 | 1,564 | 539 | - | - | - | - |
| 4,848 | 1,204 | 418 | 12,720 | 7,551 | 13,869 | 5,465 |
| 7,273 | 1,908 | 707 | 10,449 | 6,437 | 12,552 | 5,839 |
| 3,340 | 1,144 | 420 | - | - | - | - |
| 3,933 | 764 | 287 | 10,449 | 6,437 | 12,552 | 5,839 |
| 3,156 | 711 | 227 | 4,081 | 2,604 | 4,293 | 1,444 |
| 1,390 | 471 | 146 | - | - | - | - |
| 1,766 | 240 | 81 | 4,081 | 2,604 | 4,293 | 1,444 |
| 2,327 | 485 | 109 | 3,861 | 2,394 | 4,062 | 1,245 |
| 1,013 | 335 | 79 | - | - | - | - |
| 1,314 | 150 | 30 | 3,861 | 2,394 | 4,062 | 1,245 |
| 2,767 | 589 | 132 | 3,508 | 2,214 | 3,751 | 1,622 |
| 1,191 | 395 | 87 | - | - | - | - |
| 1,576 | 194 | 45 | 3,508 | 2,214 | 3,751 | 1,622 |
| 3,580 | 909 | 252 | 4,720 | 2,927 | 5,075 | 2,490 |
| 1,641 | 610 | 166 | - | - | - | - |
| 1,939 | 299 | 86 | 4,720 | 2,927 | 5,075 | 2,490 |
| 3,461 | 1,365 | 306 | 4,776 | 3,017 | 5,054 | 2,143 |
| 1,561 | 762 | 177 | - | - | - | - |
| 1,900 | 603 | 129 | 4,776 | 3,017 | 5,054 | 2,143 |
| 6,649 | 3,328 | 1,428 | 9,063 | 5,356 | 9,695 | 4,354 |
| 2,960 | 1,654 | 730 | - | - | - | - |
| 3,689 | 1,674 | 698 | 9,063 | 5,356 | 9,695 | 4,354 |
| 6,476 | 1,465 | 541 | 8,709 | 5,230 | 9,510 | 4,419 |
| 2,836 | 964 | 343 | - | - | - | - |
| 3,640 | 501 | 198 | 8,709 | 5,230 | 9,510 | 4,419 |
| 173,927 | 61,347 | 27,259 | 247,471 | 153,915 | 284,529 | 123,561 |
| 78,781 | 37,896 | 16,510 | - | - | - | - |
| 95,146 | 23,451 | 10,749 | 247,471 | 153,915 | 284,529 | 123,561 |
| 19,265 | 10,357 | 6,255 | 25,696 | 16,407 | 33,709 | 16,341 |
| 8,921 | 5,630 | 3,349 | - | - | - | - |
| 10,344 | 4,727 | 2,906 | 25,696 | 16,407 | 33,709 | 16,341 |
| 27,262 | 9,714 | 4,530 | 33,327 | 19,898 | 41,461 | 19,647 |
| 12,632 | 5,886 | 2,653 | - | - | - | - |
| 14,630 | 3,828 | 1,877 | 33,327 | 19,898 | 41,461 | 19,647 |
| 19,500 | 6,019 | 2,969 | 31,285 | 20,259 | 38,834 | 19,851 |
| 9,375 | 3,851 | 1,880 | - | - | - | - |
| 10,125 | 2,168 | 1,089 | 31,285 | 20,259 | 38,834 | 19,851 |

Note: Based on Resident Registration Address

Table Ⅱ-1

Statistics on Cancer Screening Target Recipients and Number

| Division | | Total | | XXXXXXXXXX Stomach Cancer | | XXXXX XXXX Colorectal |
|---------------|-----|-----------------------------------|-------------------------------|-----------------------------------|-------------------------------|-----------------------------------|
| | | Number of Eligible Individuals | Number of Actual Examinees | Number of Eligible Individuals | Number of Actual Examinees | Number of Eligible Individuals |
| Naju-si | S.T | 43,782 | 18,834 | 24,021 | 14,590 | 34,829 |
| | M | 19,603 | 8,060 | 11,584 | 6,662 | 15,830 |
| | F | 24,179 | 10,774 | 12,437 | 7,928 | 18,999 |
| Gwangyang-si | S.T | 56,003 | 23,686 | 32,147 | 17,472 | 35,651 |
| | M | 25,004 | 9,621 | 16,274 | 8,021 | 17,213 |
| | F | 30,999 | 14,065 | 15,873 | 9,451 | 18,438 |
| Damyang-gun | S.T | 25,264 | 10,863 | 13,891 | 8,328 | 20,390 |
| | M | 11,437 | 4,689 | 6,826 | 3,882 | 9,301 |
| | F | 13,827 | 6,174 | 7,065 | 4,446 | 11,089 |
| Gokseong-gun | S.T | 17,086 | 7,512 | 9,570 | 5,805 | 13,948 |
| | M | 7,477 | 3,138 | 4,471 | 2,588 | 6,110 |
| | F | 9,609 | 4,374 | 5,099 | 3,217 | 7,838 |
| Gurye-gun | S.T | 14,542 | 6,444 | 8,101 | 5,172 | 11,903 |
| | M | 6,262 | 2,667 | 3,744 | 2,269 | 5,174 |
| | F | 8,280 | 3,777 | 4,357 | 2,903 | 6,729 |
| Goheung-gun | S.T | 42,035 | 15,512 | 22,606 | 12,705 | 35,575 |
| | M | 18,141 | 6,675 | 10,334 | 5,690 | 15,426 |
| | F | 23,894 | 8,837 | 12,272 | 7,015 | 20,149 |
| Boseong-gun | S.T | 26,331 | 11,171 | 14,340 | 8,777 | 21,911 |
| | M | 11,288 | 4,727 | 6,600 | 3,874 | 9,474 |
| | F | 15,043 | 6,444 | 7,740 | 4,903 | 12,437 |
| Hwasun-gun | S.T | 31,922 | 13,749 | 17,667 | 10,246 | 23,940 |
| | M | 13,788 | 5,491 | 8,418 | 4,524 | 10,633 |
| | F | 18,134 | 8,258 | 9,249 | 5,722 | 13,307 |
| Jangheung-gun | S.T | 22,130 | 9,430 | 12,273 | 7,155 | 18,216 |
| | M | 9,548 | 3,865 | 5,642 | 3,113 | 7,915 |
| | F | 12,582 | 5,565 | 6,631 | 4,042 | 10,301 |
| Gangjin-gun | S.T | 21,145 | 8,538 | 11,429 | 6,512 | 17,065 |
| | M | 8,953 | 3,349 | 5,214 | 2,765 | 7,371 |
| | F | 12,192 | 5,189 | 6,215 | 3,747 | 9,694 |
| Haenam-gun | S.T | 40,675 | 18,216 | 22,364 | 13,573 | 32,997 |
| | M | 17,757 | 7,553 | 10,423 | 5,966 | 14,570 |
| | F | 22,918 | 10,663 | 11,941 | 7,607 | 18,427 |
| Yeongam-gun | S.T | 28,714 | 12,174 | 15,852 | 9,038 | 21,688 |
| | M | 12,761 | 4,884 | 7,803 | 3,938 | 9,828 |
| | F | 15,953 | 7,290 | 8,049 | 5,100 | 11,860 |
| Muan-gun | S.T | 34,723 | 14,890 | 19,136 | 11,104 | 25,880 |
| | M | 15,283 | 6,216 | 9,391 | 5,106 | 11,732 |
| | F | 19,440 | 8,674 | 9,745 | 5,998 | 14,148 |
| Hampyeong-gun | S.T | 19,873 | 8,784 | 10,823 | 6,667 | 16,484 |
| | M | 8,713 | 3,804 | 5,045 | 3,062 | 7,238 |
| | F | 11,160 | 4,980 | 5,778 | 3,605 | 9,246 |

aX X

of Screened Examinees by District and Gender <Cont'd>

(Unit : Person)

| XXXXXX Cancer | XXXXXX Liver Cancer | | XXXX XXXX Breast Cancer | | XX XX XX XX Cervical Cancer | |
|-------------------------------|-----------------------------------|-------------------------------|-----------------------------------|-------------------------------|-----------------------------------|-------------------------------|
| Number of Actual Examinees | Number of Eligible Individuals | Number of Actual Examinees | Number of Eligible Individuals | Number of Actual Examinees | Number of Eligible Individuals | Number of Actual Examinees |
| 9,257 | 2,379 | 1,096 | 12,506 | 8,142 | 13,640 | 6,281 |
| 4,120 | 1,724 | 796 | - | - | - | - |
| 5,137 | 655 | 300 | 12,506 | 8,142 | 13,640 | 6,281 |
| 8,901 | 3,006 | 1,259 | 15,935 | 9,861 | 20,378 | 9,437 |
| 4,112 | 1,977 | 805 | - | - | - | - |
| 4,789 | 1,029 | 454 | 15,935 | 9,861 | 20,378 | 9,437 |
| 5,355 | 1,207 | 424 | 7,108 | 4,517 | 7,535 | 3,121 |
| 2,403 | 827 | 283 | - | - | - | - |
| 2,952 | 380 | 141 | 7,108 | 4,517 | 7,535 | 3,121 |
| 3,629 | 708 | 233 | 5,116 | 3,298 | 5,089 | 1,641 |
| 1,571 | 493 | 179 | - | - | - | - |
| 2,058 | 215 | 54 | 5,116 | 3,298 | 5,089 | 1,641 |
| 3,141 | 574 | 227 | 4,362 | 2,914 | 4,486 | 1,860 |
| 1,352 | 381 | 141 | - | - | - | - |
| 1,789 | 193 | 86 | 4,362 | 2,914 | 4,486 | 1,860 |
| 6,654 | 3,276 | 1,291 | 12,184 | 6,785 | 12,698 | 5,160 |
| 3,173 | 2,068 | 819 | - | - | - | - |
| 3,481 | 1,208 | 472 | 12,184 | 6,785 | 12,698 | 5,160 |
| 6,068 | 1,682 | 789 | 7,666 | 4,643 | 8,099 | 3,348 |
| 2,698 | 1,121 | 529 | - | - | - | - |
| 3,370 | 561 | 260 | 7,666 | 4,643 | 8,099 | 3,348 |
| 6,421 | 1,771 | 689 | 9,310 | 5,964 | 10,464 | 4,517 |
| 2,812 | 1,177 | 455 | - | - | - | - |
| 3,609 | 594 | 234 | 9,310 | 5,964 | 10,464 | 4,517 |
| 4,829 | 1,222 | 375 | 6,661 | 4,095 | 6,590 | 2,105 |
| 1,991 | 770 | 230 | - | - | - | - |
| 2,838 | 452 | 145 | 6,661 | 4,095 | 6,590 | 2,105 |
| 3,708 | 1,073 | 356 | 6,207 | 3,814 | 6,618 | 2,471 |
| 1,501 | 669 | 221 | - | - | - | - |
| 2,207 | 404 | 135 | 6,207 | 3,814 | 6,618 | 2,471 |
| 10,100 | 2,629 | 1,003 | 11,869 | 7,259 | 12,497 | 4,880 |
| 4,289 | 1,541 | 576 | - | - | - | - |
| 5,811 | 1,088 | 427 | 11,869 | 7,259 | 12,497 | 4,880 |
| 5,725 | 1,855 | 658 | 8,034 | 5,132 | 8,917 | 3,221 |
| 2,444 | 1,198 | 411 | - | - | - | - |
| 3,281 | 657 | 247 | 8,034 | 5,132 | 8,917 | 3,221 |
| 6,350 | 2,771 | 1,066 | 9,700 | 5,946 | 11,178 | 4,392 |
| 2,902 | 1,641 | 633 | - | - | - | - |
| 3,448 | 1,130 | 433 | 9,700 | 5,946 | 11,178 | 4,392 |
| 4,503 | 1,409 | 533 | 5,740 | 3,443 | 5,855 | 2,143 |
| 2,003 | 832 | 320 | - | - | - | - |
| 2,500 | 577 | 213 | 5,740 | 3,443 | 5,855 | 2,143 |

Note: Based on Resident Registration Address

Table Ⅱ-1

Statistics on Cancer Screening Target Recipients and Number

| Division | | Total | | XXXXXXXXXX Stomach Cancer | | XXXXX XXXX Colorectal |
|---------------------|-----|-----------------------------------|-------------------------------|-----------------------------------|-------------------------------|-----------------------------------|
| | | Number of Eligible Individuals | Number of Actual Examinees | Number of Eligible Individuals | Number of Actual Examinees | Number of Eligible Individuals |
| Yeonggwang-gun | S.T | 27,936 | 10,550 | 15,213 | 8,450 | 22,357 |
| | M | 12,260 | 4,506 | 7,267 | 3,860 | 10,048 |
| | F | 15,676 | 6,044 | 7,946 | 4,590 | 12,309 |
| Jangseong-gun | S.T | 23,349 | 10,076 | 12,637 | 7,995 | 18,298 |
| | M | 10,515 | 4,495 | 6,206 | 3,824 | 8,350 |
| | F | 12,834 | 5,581 | 6,431 | 4,171 | 9,948 |
| Wando-gun | S.T | 28,579 | 11,408 | 15,844 | 9,209 | 23,103 |
| | M | 12,794 | 4,927 | 7,613 | 4,236 | 10,496 |
| | F | 15,785 | 6,481 | 8,231 | 4,973 | 12,607 |
| Jindo-gun | S.T | 17,653 | 7,227 | 9,665 | 5,434 | 14,486 |
| | M | 7,592 | 2,935 | 4,424 | 2,343 | 6,255 |
| | F | 10,061 | 4,292 | 5,241 | 3,091 | 8,231 |
| Sinan-gun | S.T | 25,216 | 10,654 | 13,461 | 8,324 | 20,772 |
| | M | 11,833 | 4,766 | 6,621 | 3,884 | 9,712 |
| | F | 13,383 | 5,888 | 6,840 | 4,440 | 11,060 |
| Gyeongbuk | S.T | 1,191,375 | 462,204 | 645,472 | 351,263 | 879,792 |
| | M | 520,813 | 186,593 | 313,417 | 156,958 | 404,581 |
| | F | 670,562 | 275,611 | 332,055 | 194,305 | 475,211 |
| Pohang-si Nam-gu | S.T | 102,141 | 39,993 | 55,390 | 28,093 | 71,125 |
| | M | 45,891 | 15,433 | 27,868 | 12,554 | 34,475 |
| | F | 56,250 | 24,560 | 27,522 | 15,539 | 36,650 |
| Pohang-si Buk-gu | S.T | 110,080 | 42,373 | 60,078 | 29,909 | 77,349 |
| | M | 47,909 | 16,052 | 29,185 | 13,132 | 36,381 |
| | F | 62,171 | 26,321 | 30,893 | 16,777 | 40,968 |
| Gyeongju-si | S.T | 120,433 | 46,838 | 65,533 | 35,153 | 88,551 |
| | M | 52,443 | 18,709 | 31,696 | 15,688 | 40,215 |
| | F | 67,990 | 28,129 | 33,837 | 19,465 | 48,336 |
| Gimcheon-si | S.T | 62,849 | 26,194 | 34,125 | 20,477 | 48,118 |
| | M | 27,163 | 10,698 | 16,162 | 9,076 | 21,598 |
| | F | 35,686 | 15,496 | 17,963 | 11,401 | 26,520 |
| Andong-si | S.T | 77,548 | 32,539 | 42,075 | 23,774 | 59,240 |
| | M | 33,490 | 13,419 | 20,071 | 10,607 | 26,868 |
| | F | 44,058 | 19,120 | 22,004 | 13,167 | 32,372 |
| Gumi-si | S.T | 132,657 | 49,387 | 73,521 | 36,378 | 76,706 |
| | M | 56,551 | 18,587 | 37,336 | 16,024 | 37,158 |
| | F | 76,106 | 30,800 | 36,185 | 20,354 | 39,548 |
| Yeongju-si | S.T | 54,307 | 22,325 | 29,618 | 17,084 | 42,643 |
| | M | 23,908 | 9,445 | 14,215 | 7,796 | 19,412 |
| | F | 30,399 | 12,880 | 15,403 | 9,288 | 23,231 |
| Yeongcheon-si | S.T | 50,552 | 19,060 | 26,885 | 14,968 | 39,884 |
| | M | 22,508 | 8,301 | 13,038 | 6,841 | 18,186 |
| | F | 28,044 | 10,759 | 13,847 | 8,127 | 21,698 |

aX X

of Screened Examinees by District and Gender <Cont'd>

(Unit : Person)

| XXXXXXXXXX Cancer | XXXXXXXXXX Liver Cancer | | XXXXX XXXXX Breast Cancer | | XX XX XX XX Cervical Cancer | |
|-------------------------------|-----------------------------------|-------------------------------|-----------------------------------|-------------------------------|-----------------------------------|-------------------------------|
| Number of Actual Examinees | Number of Eligible Individuals | Number of Actual Examinees | Number of Eligible Individuals | Number of Actual Examinees | Number of Eligible Individuals | Number of Actual Examinees |
| 5,394 | 1,782 | 681 | 7,967 | 4,640 | 8,872 | 3,979 |
| 2,474 | 1,171 | 445 | - | - | - | - |
| 2,920 | 611 | 236 | 7,967 | 4,640 | 8,872 | 3,979 |
| 4,325 | 1,538 | 609 | 6,446 | 4,244 | 7,123 | 3,077 |
| 2,003 | 996 | 380 | - | - | - | - |
| 2,322 | 542 | 229 | 6,446 | 4,244 | 7,123 | 3,077 |
| 4,837 | 1,694 | 469 | 8,252 | 5,047 | 8,464 | 2,361 |
| 2,135 | 1,118 | 311 | - | - | - | - |
| 2,702 | 576 | 158 | 8,252 | 5,047 | 8,464 | 2,361 |
| 3,677 | 2,164 | 544 | 5,262 | 3,119 | 5,230 | 1,285 |
| 1,543 | 1,241 | 336 | - | - | - | - |
| 2,134 | 923 | 208 | 5,262 | 3,119 | 5,230 | 1,285 |
| 5,026 | 2,517 | 1,203 | 6,838 | 4,488 | 6,792 | 2,443 |
| 2,327 | 1,584 | 758 | - | - | - | - |
| 2,699 | 933 | 445 | 6,838 | 4,488 | 6,792 | 2,443 |
| 221,298 | 61,221 | 24,112 | 328,528 | 184,376 | 401,151 | 172,119 |
| 98,531 | 36,733 | 13,730 | - | - | - | - |
| 122,767 | 24,488 | 10,382 | 328,528 | 184,376 | 401,151 | 172,119 |
| 17,927 | 5,786 | 2,293 | 27,266 | 14,954 | 35,460 | 17,145 |
| 7,933 | 3,686 | 1,356 | - | - | - | - |
| 9,994 | 2,100 | 937 | 27,266 | 14,954 | 35,460 | 17,145 |
| 18,109 | 6,688 | 2,662 | 30,667 | 16,316 | 39,013 | 18,343 |
| 8,198 | 4,167 | 1,534 | - | - | - | - |
| 9,911 | 2,521 | 1,128 | 30,667 | 16,316 | 39,013 | 18,343 |
| 21,101 | 6,567 | 2,569 | 33,588 | 18,736 | 40,096 | 16,294 |
| 9,342 | 4,063 | 1,533 | - | - | - | - |
| 11,759 | 2,504 | 1,036 | 33,588 | 18,736 | 40,096 | 16,294 |
| 13,716 | 3,675 | 1,693 | 17,728 | 10,707 | 21,016 | 10,587 |
| 5,980 | 2,060 | 903 | - | - | - | - |
| 7,736 | 1,615 | 790 | 17,728 | 10,707 | 21,016 | 10,587 |
| 18,480 | 4,968 | 2,218 | 21,910 | 12,809 | 26,366 | 12,086 |
| 8,215 | 2,805 | 1,227 | - | - | - | - |
| 10,265 | 2,163 | 991 | 21,910 | 12,809 | 26,366 | 12,086 |
| 17,866 | 5,878 | 2,363 | 35,617 | 18,909 | 52,948 | 21,702 |
| 7,983 | 3,671 | 1,366 | - | - | - | - |
| 9,883 | 2,207 | 997 | 35,617 | 18,909 | 52,948 | 21,702 |
| 12,820 | 1,842 | 763 | 15,365 | 9,245 | 17,609 | 7,794 |
| 5,768 | 1,179 | 487 | - | - | - | - |
| 7,052 | 663 | 276 | 15,365 | 9,245 | 17,609 | 7,794 |
| 10,377 | 2,696 | 1,053 | 13,445 | 6,696 | 15,591 | 5,555 |
| 4,819 | 1,576 | 601 | - | - | - | - |
| 5,558 | 1,120 | 452 | 13,445 | 6,696 | 15,591 | 5,555 |

Note: Based on Resident Registration Address

Table Ⅱ-1

Statistics on Cancer Screening Target Recipients and Number

| Division | | Total | | XXXXXXXXXX Stomach Cancer | | XXXXX XXXX Colorectal |
|----------------|-----|-----------------------------------|-------------------------------|-----------------------------------|-------------------------------|-----------------------------------|
| | | Number of Eligible Individuals | Number of Actual Examinees | Number of Eligible Individuals | Number of Actual Examinees | Number of Eligible Individuals |
| Sangju-si | S.T | 55,042 | 21,557 | 29,998 | 16,977 | 44,646 |
| | M | 23,759 | 8,855 | 13,949 | 7,531 | 19,643 |
| | F | 31,283 | 12,702 | 16,049 | 9,446 | 25,003 |
| Mungyeong-si | S.T | 38,786 | 16,507 | 21,092 | 12,610 | 31,360 |
| | M | 16,815 | 6,835 | 9,933 | 5,573 | 13,936 |
| | F | 21,971 | 9,672 | 11,159 | 7,037 | 17,424 |
| Gyeongsan-si | S.T | 99,852 | 37,874 | 53,600 | 28,557 | 68,787 |
| | M | 42,964 | 14,979 | 26,245 | 12,797 | 31,936 |
| | F | 56,888 | 22,895 | 27,355 | 15,760 | 36,851 |
| Gunwi-gun | S.T | 14,840 | 5,666 | 7,887 | 4,764 | 12,608 |
| | M | 6,772 | 2,505 | 3,795 | 2,227 | 5,781 |
| | F | 8,068 | 3,161 | 4,092 | 2,537 | 6,827 |
| Uiseong-gun | S.T | 34,547 | 13,641 | 18,468 | 11,253 | 29,912 |
| | M | 15,367 | 5,801 | 8,663 | 5,023 | 13,366 |
| | F | 19,180 | 7,840 | 9,805 | 6,230 | 16,546 |
| Cheongsong-gun | S.T | 15,422 | 6,316 | 8,305 | 5,141 | 12,945 |
| | M | 6,931 | 2,657 | 3,915 | 2,268 | 5,899 |
| | F | 8,491 | 3,659 | 4,390 | 2,873 | 7,046 |
| Yeongyang-gun | S.T | 10,235 | 4,183 | 5,414 | 3,231 | 8,632 |
| | M | 4,554 | 1,768 | 2,559 | 1,464 | 3,857 |
| | F | 5,681 | 2,415 | 2,855 | 1,767 | 4,775 |
| Yeongdeok-gun | S.T | 22,516 | 7,769 | 11,727 | 6,356 | 18,835 |
| | M | 9,434 | 2,984 | 5,226 | 2,614 | 7,969 |
| | F | 13,082 | 4,785 | 6,501 | 3,742 | 10,866 |
| Cheongdo-gun | S.T | 25,545 | 9,852 | 13,870 | 8,156 | 21,228 |
| | M | 11,206 | 4,173 | 6,502 | 3,681 | 9,382 |
| | F | 14,339 | 5,679 | 7,368 | 4,475 | 11,846 |
| Goryeong-gun | S.T | 18,501 | 6,893 | 9,975 | 5,541 | 14,646 |
| | M | 8,458 | 2,950 | 4,942 | 2,546 | 6,766 |
| | F | 10,043 | 3,943 | 5,033 | 2,995 | 7,880 |
| Seongju-gun | S.T | 25,058 | 9,317 | 13,546 | 7,863 | 20,383 |
| | M | 11,521 | 3,974 | 6,607 | 3,527 | 9,490 |
| | F | 13,537 | 5,343 | 6,939 | 4,336 | 10,893 |
| Chilgok-gun | S.T | 44,004 | 15,685 | 23,980 | 12,398 | 28,890 |
| | M | 19,295 | 6,446 | 12,239 | 5,729 | 13,722 |
| | F | 24,709 | 9,239 | 11,741 | 6,669 | 15,168 |
| Yecheon-gun | S.T | 26,782 | 11,134 | 14,280 | 9,063 | 22,842 |
| | M | 11,818 | 4,859 | 6,729 | 4,169 | 10,247 |
| | F | 14,964 | 6,275 | 7,551 | 4,894 | 12,595 |
| Bonghwa-gun | S.T | 19,282 | 7,510 | 10,227 | 6,005 | 16,378 |
| | M | 8,796 | 3,348 | 5,006 | 2,816 | 7,565 |
| | F | 10,486 | 4,162 | 5,221 | 3,189 | 8,813 |

aX X

of Screened Examinees by District and Gender <Cont'd>

(Unit : Person)

| XXXXXX Cancer | XXXXXX Liver Cancer | | XXXX XXXX Breast Cancer | | XX XX XX XX Cervical Cancer | |
|-------------------------------|-----------------------------------|-------------------------------|-----------------------------------|-------------------------------|-----------------------------------|-------------------------------|
| Number of Actual Examinees | Number of Eligible Individuals | Number of Actual Examinees | Number of Eligible Individuals | Number of Actual Examinees | Number of Eligible Individuals | Number of Actual Examinees |
| 10,913 | 2,968 | 1,225 | 15,686 | 8,404 | 17,558 | 7,784 |
| 4,690 | 1,630 | 637 | - | - | - | - |
| 6,223 | 1,338 | 588 | 15,686 | 8,404 | 17,558 | 7,784 |
| 9,855 | 1,440 | 627 | 10,983 | 6,608 | 12,561 | 6,325 |
| 4,357 | 898 | 385 | - | - | - | - |
| 5,498 | 542 | 242 | 10,983 | 6,608 | 12,561 | 6,325 |
| 14,750 | 6,241 | 2,770 | 27,116 | 15,367 | 35,458 | 15,763 |
| 6,642 | 3,298 | 1,409 | - | - | - | - |
| 8,108 | 2,943 | 1,361 | 27,116 | 15,367 | 35,458 | 15,763 |
| 2,921 | 758 | 265 | 3,997 | 2,168 | 4,213 | 1,741 |
| 1,331 | 434 | 143 | - | - | - | - |
| 1,590 | 324 | 122 | 3,997 | 2,168 | 4,213 | 1,741 |
| 7,683 | 1,156 | 356 | 9,710 | 5,849 | 9,860 | 3,989 |
| 3,336 | 709 | 204 | - | - | - | - |
| 4,347 | 447 | 152 | 9,710 | 5,849 | 9,860 | 3,989 |
| 3,433 | 674 | 188 | 4,384 | 2,852 | 4,484 | 1,605 |
| 1,508 | 416 | 117 | - | - | - | - |
| 1,925 | 258 | 71 | 4,384 | 2,852 | 4,484 | 1,605 |
| 2,507 | 402 | 115 | 2,848 | 1,736 | 2,990 | 1,251 |
| 1,061 | 245 | 70 | - | - | - | - |
| 1,446 | 157 | 45 | 2,848 | 1,736 | 2,990 | 1,251 |
| 3,938 | 957 | 190 | 6,458 | 3,559 | 6,806 | 1,992 |
| 1,646 | 612 | 119 | - | - | - | - |
| 2,292 | 345 | 71 | 6,458 | 3,559 | 6,806 | 1,992 |
| 4,633 | 1,398 | 517 | 7,321 | 4,413 | 7,598 | 3,101 |
| 2,055 | 822 | 309 | - | - | - | - |
| 2,578 | 576 | 208 | 7,321 | 4,413 | 7,598 | 3,101 |
| 3,459 | 961 | 268 | 4,950 | 2,674 | 5,546 | 2,121 |
| 1,528 | 595 | 169 | - | - | - | - |
| 1,931 | 366 | 99 | 4,950 | 2,674 | 5,546 | 2,121 |
| 4,572 | 1,160 | 344 | 6,926 | 4,279 | 7,302 | 2,569 |
| 2,028 | 711 | 198 | - | - | - | - |
| 2,544 | 449 | 146 | 6,926 | 4,279 | 7,302 | 2,569 |
| 6,115 | 2,069 | 793 | 11,504 | 6,005 | 15,860 | 5,974 |
| 2,809 | 1,280 | 458 | - | - | - | - |
| 3,306 | 789 | 335 | 11,504 | 6,005 | 15,860 | 5,974 |
| 6,880 | 871 | 292 | 7,502 | 4,603 | 8,002 | 3,520 |
| 3,113 | 541 | 170 | - | - | - | - |
| 3,767 | 330 | 122 | 7,502 | 4,603 | 8,002 | 3,520 |
| 4,422 | 669 | 225 | 5,228 | 3,208 | 5,431 | 1,974 |
| 2,101 | 447 | 142 | - | - | - | - |
| 2,321 | 222 | 83 | 5,228 | 3,208 | 5,431 | 1,974 |

Note: Based on Resident Registration Address

Table Ⅱ-1

Statistics on Cancer Screening Target Recipients and Number

| Division | | Total | | XXXXXXXXXX Stomach Cancer | | XXXXX XXXX Colorectal |
|-------------------------------|-----|-----------------------------------|-------------------------------|-----------------------------------|-------------------------------|-----------------------------------|
| | | Number of Eligible Individuals | Number of Actual Examinees | Number of Eligible Individuals | Number of Actual Examinees | Number of Eligible Individuals |
| Ulsan-gun | S.T | 24,764 | 7,922 | 12,911 | 6,165 | 19,715 |
| | M | 10,583 | 3,111 | 5,992 | 2,651 | 8,611 |
| | F | 14,181 | 4,811 | 6,919 | 3,514 | 11,104 |
| Ulleung-gun | S.T | 5,632 | 1,669 | 2,967 | 1,347 | 4,369 |
| | M | 2,677 | 704 | 1,544 | 624 | 2,118 |
| | F | 2,955 | 965 | 1,423 | 723 | 2,251 |
| Gyeongnam | S.T | 1,349,726 | 501,341 | 739,866 | 372,096 | 940,540 |
| | M | 582,084 | 194,964 | 360,233 | 164,411 | 434,171 |
| | F | 767,642 | 306,377 | 379,633 | 207,685 | 506,369 |
| Changwon-si Uichang-gu | S.T | 93,838 | 34,338 | 52,876 | 25,983 | 60,839 |
| | M | 41,267 | 13,302 | 26,267 | 11,402 | 29,599 |
| | F | 52,571 | 21,036 | 26,609 | 14,581 | 31,240 |
| Changwon-si Seongsan-gu | S.T | 84,295 | 28,386 | 49,498 | 20,413 | 49,171 |
| | M | 37,632 | 10,090 | 25,280 | 8,742 | 25,210 |
| | F | 46,663 | 18,296 | 24,218 | 11,671 | 23,961 |
| Changwon-si Masanhappo-gu | S.T | 80,172 | 26,929 | 42,828 | 21,017 | 59,962 |
| | M | 34,455 | 10,768 | 20,598 | 9,148 | 27,387 |
| | F | 45,717 | 16,161 | 22,230 | 11,869 | 32,575 |
| Changwon-si MasanHoewon-gu | S.T | 89,462 | 31,749 | 48,875 | 24,856 | 62,413 |
| | M | 39,070 | 12,704 | 23,898 | 10,799 | 29,536 |
| | F | 50,392 | 19,045 | 24,977 | 14,057 | 32,877 |
| Changwon-si Jinhae-gu | S.T | 67,466 | 24,783 | 35,264 | 16,590 | 44,521 |
| | M | 28,361 | 9,152 | 17,533 | 7,466 | 20,611 |
| | F | 39,105 | 15,631 | 17,731 | 9,124 | 23,910 |
| Jinju-si | S.T | 136,883 | 58,084 | 76,355 | 41,192 | 96,700 |
| | M | 57,767 | 22,671 | 36,276 | 18,119 | 43,673 |
| | F | 79,116 | 35,413 | 40,079 | 23,073 | 53,027 |
| Tongyeong-si | S.T | 57,967 | 21,561 | 30,811 | 15,831 | 41,303 |
| | M | 25,226 | 8,704 | 15,118 | 7,078 | 19,154 |
| | F | 32,741 | 12,857 | 15,693 | 8,753 | 22,149 |
| Sacheon-si | S.T | 49,680 | 18,305 | 26,328 | 13,531 | 36,748 |
| | M | 21,112 | 7,227 | 12,563 | 5,958 | 16,310 |
| | F | 28,568 | 11,078 | 13,765 | 7,573 | 20,438 |
| Gimhae-si | S.T | 181,736 | 72,797 | 102,041 | 52,659 | 109,316 |
| | M | 78,480 | 27,718 | 51,174 | 23,934 | 52,541 |
| | F | 103,256 | 45,079 | 50,867 | 28,725 | 56,775 |
| Miryang-si | S.T | 53,754 | 18,802 | 28,991 | 14,805 | 42,533 |
| | M | 23,080 | 7,460 | 13,600 | 6,358 | 18,786 |
| | F | 30,674 | 11,342 | 15,391 | 8,447 | 23,747 |
| Geoje-si | S.T | 81,984 | 28,705 | 44,508 | 20,904 | 51,177 |
| | M | 35,730 | 11,295 | 22,777 | 9,643 | 24,542 |
| | F | 46,254 | 17,410 | 21,731 | 11,261 | 26,635 |

aX

X

of Screened Examinees by District and Gender <Cont'd>

XX a
(Unit : Person)

| XXXXXX Cancer | XXXXXX Liver Cancer | | XXXX XXXX Breast Cancer | | XX XX XX XX Cervical Cancer | |
|----------------------------|--------------------------------|----------------------------|--------------------------------|----------------------------|--------------------------------|----------------------------|
| Number of Actual Examinees | Number of Eligible Individuals | Number of Actual Examinees | Number of Eligible Individuals | Number of Actual Examinees | Number of Eligible Individuals | Number of Actual Examinees |
| 4,022 | 1,073 | 236 | 6,904 | 3,542 | 7,756 | 2,445 |
| 1,743 | 676 | 135 | - | - | - | - |
| 2,279 | 397 | 101 | 6,904 | 3,542 | 7,756 | 2,445 |
| 799 | 324 | 87 | 1,425 | 737 | 1,627 | 459 |
| 345 | 212 | 58 | - | - | - | - |
| 454 | 112 | 29 | 1,425 | 737 | 1,627 | 459 |
| 221,891 | 66,414 | 25,950 | 378,105 | 205,837 | 482,063 | 205,777 |
| 100,700 | 41,161 | 15,324 | - | - | - | - |
| 121,191 | 25,253 | 10,626 | 378,105 | 205,837 | 482,063 | 205,777 |
| 13,823 | 4,804 | 1,965 | 26,492 | 14,606 | 34,607 | 14,497 |
| 6,396 | 2,751 | 1,055 | - | - | - | - |
| 7,427 | 2,053 | 910 | 26,492 | 14,606 | 34,607 | 14,497 |
| 9,477 | 4,033 | 1,341 | 24,195 | 11,970 | 33,443 | 14,462 |
| 4,389 | 2,527 | 764 | - | - | - | - |
| 5,088 | 1,506 | 577 | 24,195 | 11,970 | 33,443 | 14,462 |
| 13,531 | 3,475 | 1,380 | 22,079 | 11,646 | 27,808 | 12,275 |
| 6,097 | 2,121 | 810 | - | - | - | - |
| 7,434 | 1,354 | 570 | 22,079 | 11,646 | 27,808 | 12,275 |
| 15,257 | 4,074 | 1,586 | 24,830 | 13,826 | 32,366 | 14,383 |
| 6,926 | 2,443 | 886 | - | - | - | - |
| 8,331 | 1,631 | 700 | 24,830 | 13,826 | 32,366 | 14,383 |
| 10,940 | 3,157 | 1,233 | 17,664 | 9,101 | 25,619 | 11,345 |
| 4,971 | 2,060 | 759 | - | - | - | - |
| 5,969 | 1,097 | 474 | 17,664 | 9,101 | 25,619 | 11,345 |
| 30,456 | 5,636 | 2,535 | 40,028 | 23,335 | 50,899 | 26,065 |
| 13,807 | 3,452 | 1,494 | - | - | - | - |
| 16,649 | 2,184 | 1,041 | 40,028 | 23,335 | 50,899 | 26,065 |
| 9,264 | 4,760 | 2,163 | 15,665 | 8,725 | 19,769 | 7,004 |
| 4,429 | 2,781 | 1,215 | - | - | - | - |
| 4,835 | 1,979 | 948 | 15,665 | 8,725 | 19,769 | 7,004 |
| 8,907 | 3,012 | 1,346 | 13,733 | 7,471 | 17,211 | 7,411 |
| 4,011 | 1,957 | 847 | - | - | - | - |
| 4,896 | 1,055 | 499 | 13,733 | 7,471 | 17,211 | 7,411 |
| 24,956 | 8,788 | 3,646 | 50,562 | 28,273 | 69,654 | 31,288 |
| 11,738 | 5,471 | 2,225 | - | - | - | - |
| 13,218 | 3,317 | 1,421 | 50,562 | 28,273 | 69,654 | 31,288 |
| 8,754 | 2,104 | 764 | 15,231 | 7,881 | 17,193 | 6,439 |
| 3,833 | 1,318 | 477 | - | - | - | - |
| 4,921 | 786 | 287 | 15,231 | 7,881 | 17,193 | 6,439 |
| 12,112 | 3,999 | 1,384 | 21,595 | 10,845 | 31,285 | 12,346 |
| 5,708 | 2,573 | 793 | - | - | - | - |
| 6,404 | 1,426 | 591 | 21,595 | 10,845 | 31,285 | 12,346 |

Note: Based on Resident Registration Address

제Ⅱ-1 표
Table Ⅱ-1

통계
Statistics on Cancer Screening Target Recipients and Number

| | | Number of Eligible Individuals | Number of Actual Examinees | Number of Eligible Individuals | Number of Actual Examinees | Number of Eligible Individuals |
|-----------------|-----|-----------------------------------|-------------------------------|-----------------------------------|-------------------------------|-----------------------------------|
| Yangsan-si | S.T | 103,583 | 40,927 | 56,002 | 27,600 | 67,065 |
| | M | 44,530 | 15,029 | 27,795 | 12,348 | 31,858 |
| | F | 59,053 | 25,898 | 28,207 | 15,252 | 35,207 |
| Uiryeong-gun | S.T | 16,693 | 5,553 | 8,971 | 4,429 | 14,016 |
| | M | 7,060 | 2,202 | 4,040 | 1,897 | 5,929 |
| | F | 9,633 | 3,351 | 4,931 | 2,532 | 8,087 |
| Haman-gun | S.T | 31,660 | 10,419 | 17,279 | 8,419 | 24,010 |
| | M | 14,128 | 4,426 | 8,479 | 3,819 | 11,045 |
| | F | 17,532 | 5,993 | 8,800 | 4,600 | 12,965 |
| Changnyeong-gun | S.T | 33,253 | 11,407 | 18,025 | 9,059 | 27,114 |
| | M | 14,416 | 4,590 | 8,358 | 3,921 | 11,875 |
| | F | 18,837 | 6,817 | 9,667 | 5,138 | 15,239 |
| Goseong-gun | S.T | 29,103 | 9,947 | 15,465 | 7,853 | 23,333 |
| | M | 12,625 | 4,026 | 7,320 | 3,485 | 10,307 |
| | F | 16,478 | 5,921 | 8,145 | 4,368 | 13,026 |
| Namhae-gun | S.T | 28,139 | 10,262 | 15,171 | 8,439 | 23,707 |
| | M | 11,772 | 4,019 | 6,708 | 3,494 | 9,929 |
| | F | 16,367 | 6,243 | 8,463 | 4,945 | 13,778 |
| Hadong-gun | S.T | 27,978 | 10,543 | 15,004 | 8,225 | 22,979 |
| | M | 12,026 | 4,289 | 6,958 | 3,615 | 10,029 |
| | F | 15,952 | 6,254 | 8,046 | 4,610 | 12,950 |
| Sancheong-gun | S.T | 19,811 | 7,072 | 10,649 | 5,815 | 16,560 |
| | M | 8,718 | 3,057 | 5,074 | 2,694 | 7,325 |
| | F | 11,093 | 4,015 | 5,575 | 3,121 | 9,235 |
| Hamyang-gun | S.T | 21,990 | 8,730 | 11,958 | 6,926 | 17,950 |
| | M | 9,287 | 3,515 | 5,470 | 3,002 | 7,690 |
| | F | 12,703 | 5,215 | 6,488 | 3,924 | 10,260 |
| Geochang-gun | S.T | 31,136 | 11,894 | 17,112 | 9,175 | 24,623 |
| | M | 13,120 | 4,661 | 7,849 | 3,910 | 10,600 |
| | F | 18,016 | 7,233 | 9,263 | 5,265 | 14,023 |
| Hapcheon-gun | S.T | 29,143 | 10,148 | 15,855 | 8,375 | 24,500 |
| | M | 12,222 | 4,059 | 7,098 | 3,579 | 10,235 |
| | F | 16,921 | 6,089 | 8,757 | 4,796 | 14,265 |
| Jeju | S.T | 227,943 | 84,925 | 127,225 | 62,213 | 157,418 |
| | M | 99,025 | 34,063 | 62,416 | 27,807 | 72,698 |
| | F | 128,918 | 50,862 | 64,809 | 34,406 | 84,720 |

of Screened Examinees by District and Gender <Cont'd>

XX a
(Unit : Person)

| XXXXXX Cancer | XXXXXX Liver Cancer | | XXXX XXXX Breast Cancer | | XX XX XX XX Cervical Cancer | |
|-------------------------------|-----------------------------------|-------------------------------|-----------------------------------|-------------------------------|-----------------------------------|-------------------------------|
| Number of Actual Examinees | Number of Eligible Individuals | Number of Actual Examinees | Number of Eligible Individuals | Number of Actual Examinees | Number of Eligible Individuals | Number of Actual Examinees |
| 16,659 | 5,497 | 2,264 | 28,444 | 16,510 | 38,300 | 17,824 |
| 7,649 | 3,217 | 1,230 | - | - | - | - |
| 9,010 | 2,280 | 1,034 | 28,444 | 16,510 | 38,300 | 17,824 |
| 2,790 | 613 | 168 | 4,879 | 2,389 | 4,982 | 1,323 |
| 1,160 | 385 | 111 | - | - | - | - |
| 1,630 | 228 | 57 | 4,879 | 2,389 | 4,982 | 1,323 |
| 5,140 | 1,318 | 417 | 8,750 | 4,500 | 10,325 | 3,637 |
| 2,388 | 850 | 257 | - | - | - | - |
| 2,752 | 468 | 160 | 8,750 | 4,500 | 10,325 | 3,637 |
| 5,683 | 1,427 | 458 | 9,606 | 4,807 | 10,240 | 3,454 |
| 2,438 | 900 | 271 | - | - | - | - |
| 3,245 | 527 | 187 | 9,606 | 4,807 | 10,240 | 3,454 |
| 4,691 | 1,464 | 517 | 8,064 | 4,075 | 9,083 | 3,317 |
| 2,132 | 971 | 334 | - | - | - | - |
| 2,559 | 493 | 183 | 8,064 | 4,075 | 9,083 | 3,317 |
| 5,199 | 2,194 | 789 | 8,422 | 4,943 | 8,803 | 3,734 |
| 2,113 | 1,315 | 474 | - | - | - | - |
| 3,086 | 879 | 315 | 8,422 | 4,943 | 8,803 | 3,734 |
| 5,892 | 1,153 | 377 | 8,062 | 4,736 | 8,697 | 3,502 |
| 2,553 | 797 | 264 | - | - | - | - |
| 3,339 | 356 | 113 | 8,062 | 4,736 | 8,697 | 3,502 |
| 3,584 | 711 | 218 | 5,602 | 3,144 | 5,905 | 2,242 |
| 1,724 | 502 | 157 | - | - | - | - |
| 1,860 | 209 | 61 | 5,602 | 3,144 | 5,905 | 2,242 |
| 4,309 | 1,117 | 398 | 6,432 | 3,737 | 6,945 | 2,856 |
| 1,867 | 754 | 264 | - | - | - | - |
| 2,442 | 363 | 134 | 6,432 | 3,737 | 6,945 | 2,856 |
| 5,833 | 1,823 | 686 | 9,124 | 4,804 | 10,149 | 3,949 |
| 2,441 | 1,165 | 425 | - | - | - | - |
| 3,392 | 658 | 261 | 9,124 | 4,804 | 10,149 | 3,949 |
| 4,634 | 1,255 | 315 | 8,646 | 4,513 | 8,780 | 2,424 |
| 1,930 | 851 | 212 | - | - | - | - |
| 2,704 | 404 | 103 | 8,646 | 4,513 | 8,780 | 2,424 |
| 38,972 | 14,688 | 5,564 | 65,301 | 36,950 | 81,575 | 33,886 |
| 17,225 | 8,819 | 3,365 | - | - | - | - |
| 21,747 | 5,869 | 2,199 | 65,301 | 36,950 | 81,575 | 33,886 |
| 25,976 | 11,025 | 4,311 | 46,422 | 26,193 | 59,385 | 25,204 |
| 11,498 | 6,597 | 2,605 | - | - | - | - |
| 14,478 | 4,428 | 1,706 | 46,422 | 26,193 | 59,385 | 25,204 |
| 12,996 | 3,663 | 1,253 | 18,879 | 10,757 | 22,190 | 8,682 |
| 5,727 | 2,222 | 760 | - | - | - | - |
| 7,269 | 1,441 | 493 | 18,879 | 10,757 | 22,190 | 8,682 |

Note: Based on Resident Registration Address

제Ⅱ-2 표

Table Ⅱ-2

Statistics on Cancer Screening Target Recipients and

| Division | | Total | | XXXXXXXXXX Stomach Cancer | | XXXXX XXXX Colorectal |
|---------------------|-------|-----------------------------------|-------------------------------|-----------------------------------|-------------------------------|-----------------------------------|
| | | Number of Eligible Individuals | Number of Actual Examinees | Number of Eligible Individuals | Number of Actual Examinees | Number of Eligible Individuals |
| Total | Total | 20,049,425 | 7,892,732 | 10,977,001 | 5,802,482 | 13,751,002 |
| | M | 8,669,077 | 3,152,223 | 5,395,654 | 2,599,461 | 6,450,978 |
| | F | 11,380,348 | 4,740,509 | 5,581,347 | 3,203,021 | 7,300,024 |
| khXXXXXl | S.T | 1,106,556 | 306,849 | - | - | - |
| | M | - | - | - | - | - |
| | F | 1,106,556 | 306,849 | - | - | - |
| knXXXXXq | S.T | 775,269 | 269,886 | - | - | - |
| | M | - | - | - | - | - |
| | F | 775,269 | 269,886 | - | - | - |
| l hXXXXXl | S.T | 2,398,051 | 1,206,765 | 2,294,502 | 1,061,053 | - |
| | M | 1,219,121 | 489,194 | 1,170,992 | 472,871 | - |
| | F | 1,178,930 | 717,571 | 1,123,510 | 588,182 | - |
| l nXXXXXq | S.T | 1,637,197 | 799,305 | 1,514,251 | 687,705 | - |
| | M | 858,367 | 328,827 | 798,737 | 311,545 | - |
| | F | 778,830 | 470,478 | 715,514 | 376,160 | - |
| nhXXXXXl | S.T | 3,823,902 | 1,455,100 | 2,252,190 | 1,167,184 | 3,695,916 |
| | M | 1,899,150 | 604,933 | 1,149,608 | 508,482 | 1,859,394 |
| | F | 1,924,752 | 850,167 | 1,102,582 | 658,702 | 1,836,522 |
| nnXXXXXq | S.T | 3,041,615 | 1,015,509 | 1,229,183 | 729,211 | 2,969,010 |
| | M | 1,491,003 | 450,053 | 627,522 | 329,496 | 1,464,160 |
| | F | 1,550,612 | 565,456 | 601,661 | 399,715 | 1,504,850 |
| nhXXXXXl | S.T | 2,138,651 | 1,042,458 | 1,305,206 | 847,331 | 2,059,624 |
| | M | 1,031,377 | 468,168 | 634,345 | 385,550 | 998,034 |
| | F | 1,107,274 | 574,290 | 670,861 | 461,781 | 1,061,590 |
| nnXXXXXq | S.T | 1,715,464 | 647,193 | 655,537 | 442,487 | 1,683,087 |
| | M | 806,312 | 301,747 | 308,865 | 203,012 | 792,355 |
| | F | 909,152 | 345,446 | 346,672 | 239,475 | 890,732 |
| ohXXXXXl | S.T | 1,540,421 | 696,953 | 904,653 | 552,674 | 1,499,541 |
| | M | 686,064 | 314,448 | 404,665 | 251,206 | 669,566 |
| | F | 854,357 | 382,505 | 499,988 | 301,468 | 829,975 |
| onXXXXXq | S.T | 1,026,234 | 295,706 | 400,803 | 201,693 | 1,010,136 |
| | M | 414,970 | 130,472 | 164,048 | 88,754 | 409,002 |
| | F | 611,264 | 165,234 | 236,755 | 112,939 | 601,134 |
| phXXXXXl | S.T | 519,016 | 127,514 | 296,860 | 96,216 | 508,836 |
| | M | 173,815 | 52,073 | 101,806 | 40,610 | 170,473 |
| | F | 345,201 | 75,441 | 195,054 | 55,606 | 338,363 |
| pm X 85 and over | S.T | 327,049 | 29,494 | 123,816 | 16,928 | 324,852 |
| | M | 88,898 | 12,308 | 35,066 | 7,935 | 87,994 |
| | F | 238,151 | 17,186 | 88,750 | 8,993 | 236,858 |
| aX X | | | | | | |

Number of Screened Examinees by Age and Gender

XX a
(Unit : Person)

| XXXXXXXXX Cancer | XXXXXXXXXX Liver Cancer | | XXXXX XXXXX Breast Cancer | | XX XX XX XX Cervical Cancer | |
|-------------------------------|-----------------------------------|-------------------------------|-----------------------------------|-------------------------------|-----------------------------------|-------------------------------|
| Number of Actual Examinees | Number of Eligible Individuals | Number of Actual Examinees | Number of Eligible Individuals | Number of Actual Examinees | Number of Eligible Individuals | Number of Actual Examinees |
| 3,705,933 | 992,347 | 416,667 | 5,575,675 | 3,232,417 | 7,314,536 | 3,370,657 |
| 1,679,722 | 594,300 | 237,789 | - | - | - | - |
| 2,026,211 | 398,047 | 178,878 | 5,575,675 | 3,232,417 | 7,314,536 | 3,370,657 |
| - | - | - | - | - | 1,106,556 | 306,849 |
| - | - | - | - | - | - | - |
| - | - | - | - | - | 1,106,556 | 306,849 |
| - | - | - | - | - | 775,269 | 269,886 |
| - | - | - | - | - | - | - |
| - | - | - | - | - | 775,269 | 269,886 |
| - | 172,947 | 72,869 | 1,121,263 | 616,891 | 1,113,341 | 587,638 |
| - | 107,617 | 41,744 | - | - | - | - |
| - | 65,330 | 31,125 | 1,121,263 | 616,891 | 1,113,341 | 587,638 |
| - | 158,409 | 57,525 | 720,467 | 394,599 | 710,826 | 370,036 |
| - | 101,873 | 34,532 | - | - | - | - |
| - | 56,536 | 22,993 | 720,467 | 394,599 | 710,826 | 370,036 |
| 909,655 | 183,829 | 79,609 | 1,106,865 | 674,211 | 1,087,243 | 617,419 |
| 385,558 | 114,033 | 45,095 | - | - | - | - |
| 524,097 | 69,796 | 34,514 | 1,106,865 | 674,211 | 1,087,243 | 617,419 |
| 719,063 | 160,502 | 66,921 | 602,536 | 404,855 | 585,092 | 359,494 |
| 321,450 | 95,358 | 37,749 | - | - | - | - |
| 397,613 | 65,144 | 29,172 | 602,536 | 404,855 | 585,092 | 359,494 |
| 757,540 | 112,085 | 58,464 | 670,728 | 461,245 | 649,103 | 393,983 |
| 346,644 | 64,998 | 33,014 | - | - | - | - |
| 410,896 | 47,087 | 25,450 | 670,728 | 461,245 | 649,103 | 393,983 |
| 508,267 | 85,340 | 36,866 | 341,715 | 234,635 | 325,404 | 185,825 |
| 243,876 | 48,596 | 21,173 | - | - | - | - |
| 264,391 | 36,744 | 15,693 | 341,715 | 234,635 | 325,404 | 185,825 |
| 506,803 | 65,432 | 29,618 | 495,383 | 283,241 | 472,092 | 196,264 |
| 240,144 | 35,743 | 16,574 | - | - | - | - |
| 266,659 | 29,689 | 13,044 | 495,383 | 283,241 | 472,092 | 196,264 |
| 208,729 | 35,408 | 10,834 | 234,290 | 103,599 | 218,386 | 57,489 |
| 98,707 | 17,853 | 5,873 | - | - | - | - |
| 110,022 | 17,555 | 4,961 | 234,290 | 103,599 | 218,386 | 57,489 |
| 77,741 | 13,383 | 3,342 | 193,783 | 50,629 | 185,265 | 23,020 |
| 35,254 | 6,135 | 1,680 | - | - | - | - |
| 42,487 | 7,248 | 1,662 | 193,783 | 50,629 | 185,265 | 23,020 |
| 18,135 | 5,012 | 619 | 88,645 | 8,512 | 85,959 | 2,754 |
| 8,089 | 2,094 | 355 | - | - | - | - |
| 10,046 | 2,918 | 264 | 88,645 | 8,512 | 85,959 | 2,754 |

Note: Based on Age at the End of the Year

제Ⅱ-3 표

Table Ⅱ-3

Ü Ü

Statistics on Stomach Cancer Screening

| Division | | Total | X Normal | X X X Benign Lesion | X X X Suspected Stomach Cancer | X Stomach Cancer | X Other | X Previously diagnosed with cancer |
|----------|-------|-----------|-------------|------------------------|---|------------------------|------------|---|
| Total | Total | 5,802,482 | 1,123,067 | 3,944,318 | 8,149 | 8,440 | 718,508 | 11,569 |
| | M | 2,599,461 | 415,043 | 1,829,702 | 5,371 | 5,758 | 343,587 | 7,718 |
| | F | 3,203,021 | 708,024 | 2,114,616 | 2,778 | 2,682 | 374,921 | 3,851 |
| Seoul | S.T | 1,091,199 | 152,157 | 831,956 | 1,183 | 1,522 | 104,381 | 1,661 |
| | M | 481,691 | 55,051 | 375,365 | 791 | 1,047 | 49,437 | 1,085 |
| | F | 609,508 | 97,106 | 456,591 | 392 | 475 | 54,944 | 576 |
| Busan | S.T | 434,844 | 64,616 | 320,034 | 608 | 743 | 48,843 | 996 |
| | M | 190,725 | 19,217 | 146,774 | 408 | 513 | 23,813 | 671 |
| | F | 244,119 | 45,399 | 173,260 | 200 | 230 | 25,030 | 325 |
| Daegu | S.T | 294,224 | 35,067 | 198,146 | 262 | 471 | 60,278 | 522 |
| | M | 130,345 | 12,353 | 89,656 | 144 | 306 | 27,886 | 349 |
| | F | 163,879 | 22,714 | 108,490 | 118 | 165 | 32,392 | 173 |
| Incheon | S.T | 293,443 | 55,394 | 208,979 | 339 | 425 | 28,306 | 369 |
| | M | 129,641 | 20,421 | 95,088 | 214 | 280 | 13,638 | 240 |
| | F | 163,802 | 34,973 | 113,891 | 125 | 145 | 14,668 | 129 |
| Gwangju | S.T | 164,908 | 33,630 | 112,569 | 162 | 269 | 18,278 | 291 |
| | M | 74,258 | 12,150 | 52,706 | 101 | 184 | 9,117 | 178 |
| | F | 90,650 | 21,480 | 59,863 | 61 | 85 | 9,161 | 113 |
| Daejeon | S.T | 193,065 | 38,923 | 125,436 | 196 | 283 | 28,227 | 459 |
| | M | 90,158 | 14,211 | 62,051 | 138 | 193 | 13,565 | 317 |
| | F | 102,907 | 24,712 | 63,385 | 58 | 90 | 14,662 | 142 |
| Ulsan | S.T | 107,925 | 26,410 | 61,610 | 100 | 131 | 19,674 | 212 |
| | M | 44,862 | 8,662 | 27,694 | 68 | 85 | 8,353 | 150 |
| | F | 63,063 | 17,748 | 33,916 | 32 | 46 | 11,321 | 62 |
| Sejong | S.T | 12,830 | 3,454 | 6,929 | 36 | 22 | 2,389 | 32 |
| | M | 6,178 | 1,439 | 3,566 | 26 | 18 | 1,129 | 25 |
| | F | 6,652 | 2,015 | 3,363 | 10 | 4 | 1,260 | 7 |
| Gyeonggi | S.T | 1,238,852 | 202,877 | 874,867 | 1,484 | 1,634 | 157,990 | 1,905 |
| | M | 561,367 | 76,657 | 407,784 | 980 | 1,128 | 74,818 | 1,297 |
| | F | 677,485 | 126,220 | 467,083 | 504 | 506 | 83,172 | 608 |
| Gangwon | S.T | 206,811 | 63,738 | 119,151 | 637 | 238 | 23,047 | 305 |
| | M | 94,596 | 25,299 | 58,273 | 425 | 163 | 10,436 | 199 |
| | F | 112,215 | 38,439 | 60,878 | 212 | 75 | 12,611 | 106 |
| Chungbuk | S.T | 206,193 | 54,019 | 121,808 | 303 | 312 | 29,751 | 482 |
| | M | 95,806 | 20,616 | 59,770 | 219 | 221 | 14,980 | 349 |
| | F | 110,387 | 33,403 | 62,038 | 84 | 91 | 14,771 | 133 |
| Chungnam | S.T | 239,924 | 70,370 | 145,341 | 726 | 359 | 23,128 | 776 |
| | M | 109,637 | 28,182 | 69,394 | 512 | 238 | 11,311 | 525 |
| | F | 130,287 | 42,188 | 75,947 | 214 | 121 | 11,817 | 251 |
| Jeonbuk | S.T | 254,068 | 66,357 | 158,321 | 488 | 344 | 28,558 | 833 |
| | M | 115,239 | 25,857 | 74,550 | 328 | 232 | 14,272 | 558 |
| | F | 138,829 | 40,500 | 83,771 | 160 | 112 | 14,286 | 275 |
| Jeonnam | S.T | 278,624 | 87,408 | 159,597 | 546 | 480 | 30,593 | 698 |
| | M | 125,782 | 32,731 | 77,421 | 329 | 314 | 14,987 | 431 |
| | F | 152,842 | 54,677 | 82,176 | 217 | 166 | 15,606 | 267 |

XX aX X
j aX X X X X

Diagnoses by District and Gender

| | | XX a (Unit : Person) | | | | | | |
|---------------|-----|-------------------------|----------------|------------------------|---|------------------------|----------------|---|
| Division | | Total | X Normal | X X X Benign Lesion | X X X Suspected Stomach Cancer | X Stomach Cancer | X Other | X Previously diagnosed with cancer |
| Gyeongbuk | S.T | 351,263 | 80,370 | 210,774 | 526 | 581 | 59,012 | 1,206 |
| | M | 156,958 | 31,041 | 96,502 | 330 | 402 | 28,683 | 824 |
| | F | 194,305 | 49,329 | 114,272 | 196 | 179 | 30,329 | 382 |
| Gyeongnam | S.T | 372,096 | 70,410 | 256,809 | 511 | 564 | 43,802 | 715 |
| | M | 164,411 | 24,358 | 117,930 | 327 | 393 | 21,403 | 441 |
| | F | 207,685 | 46,052 | 138,879 | 184 | 171 | 22,399 | 274 |
| Jeju | S.T | 62,213 | 17,867 | 31,991 | 42 | 62 | 12,251 | 107 |
| | M | 27,807 | 6,798 | 15,178 | 31 | 41 | 5,759 | 79 |
| | F | 34,406 | 11,069 | 16,813 | 11 | 21 | 6,492 | 28 |
| Seoul | S.T | 1,091,199 | 152,157 | 831,956 | 1,183 | 1,522 | 104,381 | 1,661 |
| | M | 481,691 | 55,051 | 375,365 | 791 | 1,047 | 49,437 | 1,085 |
| | F | 609,508 | 97,106 | 456,591 | 392 | 475 | 54,944 | 576 |
| Jongno-gu | S.T | 19,069 | 3,017 | 14,629 | 10 | 26 | 1,387 | 38 |
| | M | 8,259 | 1,010 | 6,524 | 8 | 15 | 702 | 25 |
| | F | 10,810 | 2,007 | 8,105 | 2 | 11 | 685 | 13 |
| Jung-gu | S.T | 15,678 | 2,033 | 12,632 | 19 | 24 | 970 | 16 |
| | M | 6,937 | 727 | 5,715 | 13 | 13 | 469 | 12 |
| | F | 8,741 | 1,306 | 6,917 | 6 | 11 | 501 | 4 |
| Yongsan-gu | S.T | 23,808 | 2,431 | 18,187 | 40 | 34 | 3,116 | 53 |
| | M | 10,097 | 896 | 7,818 | 28 | 27 | 1,328 | 33 |
| | F | 13,711 | 1,535 | 10,369 | 12 | 7 | 1,788 | 20 |
| Seongdong-gu | S.T | 32,579 | 3,795 | 25,891 | 45 | 47 | 2,801 | 49 |
| | M | 14,587 | 1,374 | 11,747 | 26 | 33 | 1,407 | 31 |
| | F | 17,992 | 2,421 | 14,144 | 19 | 14 | 1,394 | 18 |
| Gwangjin-gu | S.T | 39,644 | 6,456 | 30,276 | 31 | 45 | 2,836 | 55 |
| | M | 17,614 | 2,241 | 13,808 | 22 | 35 | 1,508 | 35 |
| | F | 22,030 | 4,215 | 16,468 | 9 | 10 | 1,328 | 20 |
| Dongdaemun-gu | S.T | 40,561 | 6,177 | 30,981 | 46 | 55 | 3,302 | 79 |
| | M | 17,954 | 2,000 | 14,147 | 28 | 39 | 1,740 | 58 |
| | F | 22,607 | 4,177 | 16,834 | 18 | 16 | 1,562 | 21 |
| Jungnang-gu | S.T | 49,071 | 7,848 | 36,745 | 52 | 84 | 4,342 | 90 |
| | M | 21,455 | 2,866 | 16,376 | 32 | 65 | 2,116 | 63 |
| | F | 27,616 | 4,982 | 20,369 | 20 | 19 | 2,226 | 27 |
| Seongbuk-gu | S.T | 52,671 | 5,414 | 41,853 | 47 | 89 | 5,268 | 82 |
| | M | 23,345 | 1,998 | 18,613 | 29 | 54 | 2,651 | 57 |
| | F | 29,326 | 3,416 | 23,240 | 18 | 35 | 2,617 | 25 |
| Gangbuk-gu | S.T | 38,699 | 5,189 | 30,666 | 42 | 54 | 2,748 | 55 |
| | M | 16,588 | 1,838 | 13,343 | 30 | 38 | 1,339 | 35 |
| | F | 22,111 | 3,351 | 17,323 | 12 | 16 | 1,409 | 20 |
| Dobong-gu | S.T | 42,251 | 6,055 | 32,895 | 47 | 64 | 3,190 | 63 |
| | M | 18,781 | 2,194 | 14,982 | 36 | 44 | 1,525 | 37 |
| | F | 23,470 | 3,861 | 17,913 | 11 | 20 | 1,665 | 26 |
| Nowon-gu | S.T | 65,660 | 11,935 | 46,108 | 86 | 85 | 7,446 | 70 |
| | M | 29,161 | 4,266 | 21,534 | 56 | 57 | 3,248 | 48 |
| | F | 36,499 | 7,669 | 24,574 | 30 | 28 | 4,198 | 22 |

Note : 1) Based on Resident Registration Address

2) The total excludes patients who were previously diagnosed with cancer

| Division | | Total | X Normal | X X X Benign Lesion | X X X Suspected Stomach Cancer | X Stomach Cancer | X Other | X Previously diagnosed with cancer |
|-----------------|-----|---------|-------------|------------------------|---|------------------------|------------|---|
| Eunpyeong-gu | S.T | 54,065 | 5,933 | 44,399 | 55 | 79 | 3,599 | 99 |
| | M | 23,340 | 2,205 | 19,144 | 35 | 56 | 1,900 | 73 |
| | F | 30,725 | 3,728 | 25,255 | 20 | 23 | 1,699 | 26 |
| Seodaemun-gu | S.T | 33,207 | 4,792 | 26,435 | 47 | 33 | 1,900 | 64 |
| | M | 14,351 | 1,518 | 11,842 | 27 | 22 | 942 | 32 |
| | F | 18,856 | 3,274 | 14,593 | 20 | 11 | 958 | 32 |
| Mapo-gu | S.T | 39,511 | 5,396 | 30,827 | 46 | 37 | 3,205 | 60 |
| | M | 17,193 | 1,850 | 13,674 | 30 | 22 | 1,617 | 41 |
| | F | 22,318 | 3,546 | 17,153 | 16 | 15 | 1,588 | 19 |
| Yangcheon-gu | S.T | 52,300 | 9,438 | 38,922 | 51 | 61 | 3,828 | 60 |
| | M | 23,137 | 3,337 | 17,774 | 35 | 46 | 1,945 | 33 |
| | F | 29,163 | 6,101 | 21,148 | 16 | 15 | 1,883 | 27 |
| Gangseo-gu | S.T | 60,335 | 10,521 | 42,843 | 63 | 74 | 6,834 | 58 |
| | M | 26,224 | 3,526 | 18,934 | 42 | 54 | 3,668 | 38 |
| | F | 34,111 | 6,995 | 23,909 | 21 | 20 | 3,166 | 20 |
| Guro-gu | S.T | 46,817 | 6,086 | 38,185 | 54 | 76 | 2,416 | 56 |
| | M | 20,841 | 2,444 | 17,077 | 38 | 55 | 1,227 | 40 |
| | F | 25,976 | 3,642 | 21,108 | 16 | 21 | 1,189 | 16 |
| Geumcheon-gu | S.T | 26,918 | 2,384 | 20,958 | 31 | 41 | 3,504 | 44 |
| | M | 11,786 | 948 | 9,256 | 21 | 31 | 1,530 | 30 |
| | F | 15,132 | 1,436 | 11,702 | 10 | 10 | 1,974 | 14 |
| Yeongdeungpo-gu | S.T | 44,243 | 7,335 | 32,115 | 60 | 61 | 4,672 | 71 |
| | M | 19,929 | 2,799 | 14,836 | 43 | 38 | 2,213 | 40 |
| | F | 24,314 | 4,536 | 17,279 | 17 | 23 | 2,459 | 31 |
| Dongjak-gu | S.T | 41,020 | 5,327 | 32,614 | 51 | 61 | 2,967 | 107 |
| | M | 18,136 | 2,073 | 14,580 | 35 | 36 | 1,412 | 56 |
| | F | 22,884 | 3,254 | 18,034 | 16 | 25 | 1,555 | 51 |
| Gwanak-gu | S.T | 50,805 | 6,851 | 30,190 | 59 | 91 | 13,614 | 87 |
| | M | 22,311 | 2,672 | 13,992 | 39 | 66 | 5,542 | 63 |
| | F | 28,494 | 4,179 | 16,198 | 20 | 25 | 8,072 | 24 |
| Seocho-gu | S.T | 40,796 | 4,978 | 29,491 | 41 | 50 | 6,236 | 75 |
| | M | 18,364 | 1,937 | 13,733 | 29 | 29 | 2,636 | 43 |
| | F | 22,432 | 3,041 | 15,758 | 12 | 21 | 3,600 | 32 |
| Gangnam-gu | S.T | 53,305 | 7,882 | 39,329 | 40 | 64 | 5,990 | 65 |
| | M | 23,734 | 2,784 | 18,119 | 29 | 48 | 2,754 | 46 |
| | F | 29,571 | 5,098 | 21,210 | 11 | 16 | 3,236 | 19 |
| Songpa-gu | S.T | 73,864 | 8,355 | 61,768 | 67 | 118 | 3,556 | 91 |
| | M | 33,160 | 3,080 | 28,067 | 48 | 77 | 1,888 | 64 |
| | F | 40,704 | 5,275 | 33,701 | 19 | 41 | 1,668 | 27 |
| Gangdong-gu | S.T | 54,322 | 6,529 | 43,017 | 53 | 69 | 4,654 | 74 |
| | M | 24,407 | 2,468 | 19,730 | 32 | 47 | 2,130 | 52 |
| | F | 29,915 | 4,061 | 23,287 | 21 | 22 | 2,524 | 22 |
| Busan | S.T | 434,844 | 64,616 | 320,034 | 608 | 743 | 48,843 | 996 |
| | M | 190,725 | 19,217 | 146,774 | 408 | 513 | 23,813 | 671 |
| | F | 244,119 | 45,399 | 173,260 | 200 | 230 | 25,030 | 325 |

XX aX X
j aX X X X X

Diagnoses by District and Gender <Cont'd>

XX a
(Unit : Person)

| Division | | Total | X Normal | X X X Benign Lesion | X X X Suspected Stomach Cancer | X Stomach Cancer | X Other | X Previously diagnosed with cancer |
|--------------|-----|--------|-------------|------------------------|---|------------------------|------------|---|
| Jung-gu | S.T | 6,351 | 900 | 4,630 | 5 | 14 | 802 | 17 |
| | M | 2,701 | 290 | 1,986 | 4 | 8 | 413 | 9 |
| | F | 3,650 | 610 | 2,644 | 1 | 6 | 389 | 8 |
| Seo-gu | S.T | 15,504 | 2,240 | 9,519 | 12 | 31 | 3,702 | 31 |
| | M | 6,675 | 751 | 4,220 | 10 | 22 | 1,672 | 19 |
| | F | 8,829 | 1,489 | 5,299 | 2 | 9 | 2,030 | 12 |
| Dong-gu | S.T | 13,312 | 1,428 | 10,963 | 27 | 35 | 859 | 42 |
| | M | 5,695 | 456 | 4,735 | 17 | 23 | 464 | 24 |
| | F | 7,617 | 972 | 6,228 | 10 | 12 | 395 | 18 |
| Yeongdo-gu | S.T | 18,954 | 2,235 | 15,709 | 25 | 30 | 955 | 50 |
| | M | 8,182 | 779 | 6,881 | 12 | 22 | 488 | 34 |
| | F | 10,772 | 1,456 | 8,828 | 13 | 8 | 467 | 16 |
| Busanjin-gu | S.T | 48,964 | 7,308 | 37,227 | 84 | 91 | 4,254 | 120 |
| | M | 21,162 | 2,436 | 16,487 | 46 | 63 | 2,130 | 82 |
| | F | 27,802 | 4,872 | 20,740 | 38 | 28 | 2,124 | 38 |
| Dongnae-gu | S.T | 36,773 | 7,892 | 25,289 | 46 | 51 | 3,495 | 85 |
| | M | 16,149 | 1,912 | 12,379 | 41 | 35 | 1,782 | 58 |
| | F | 20,624 | 5,980 | 12,910 | 5 | 16 | 1,713 | 27 |
| Nam-gu | S.T | 36,991 | 4,573 | 27,600 | 43 | 84 | 4,691 | 74 |
| | M | 16,137 | 1,499 | 12,356 | 33 | 53 | 2,196 | 53 |
| | F | 20,854 | 3,074 | 15,244 | 10 | 31 | 2,495 | 21 |
| Buk-gu | S.T | 36,087 | 4,947 | 27,706 | 35 | 61 | 3,338 | 75 |
| | M | 16,149 | 1,435 | 12,957 | 32 | 38 | 1,687 | 50 |
| | F | 19,938 | 3,512 | 14,749 | 3 | 23 | 1,651 | 25 |
| Haeundae-gu | S.T | 49,689 | 6,407 | 36,587 | 74 | 80 | 6,541 | 98 |
| | M | 22,089 | 1,783 | 17,142 | 52 | 55 | 3,057 | 64 |
| | F | 27,600 | 4,624 | 19,445 | 22 | 25 | 3,484 | 34 |
| Saha-gu | S.T | 40,179 | 3,952 | 30,947 | 49 | 61 | 5,170 | 58 |
| | M | 17,645 | 1,261 | 13,808 | 32 | 42 | 2,502 | 41 |
| | F | 22,534 | 2,691 | 17,139 | 17 | 19 | 2,668 | 17 |
| Geumjeong-gu | S.T | 31,437 | 5,994 | 20,701 | 51 | 49 | 4,642 | 88 |
| | M | 13,619 | 1,584 | 9,748 | 32 | 33 | 2,222 | 59 |
| | F | 17,818 | 4,410 | 10,953 | 19 | 16 | 2,420 | 29 |
| Gangseo-gu | S.T | 7,923 | 809 | 6,191 | 14 | 16 | 893 | 29 |
| | M | 3,818 | 299 | 3,019 | 7 | 13 | 480 | 22 |
| | F | 4,105 | 510 | 3,172 | 7 | 3 | 413 | 7 |
| Yeonje-gu | S.T | 27,220 | 5,629 | 18,309 | 31 | 40 | 3,211 | 86 |
| | M | 12,096 | 1,587 | 8,845 | 21 | 35 | 1,608 | 65 |
| | F | 15,124 | 4,042 | 9,464 | 10 | 5 | 1,603 | 21 |
| Suyeong-gu | S.T | 22,523 | 3,385 | 17,280 | 31 | 43 | 1,784 | 44 |
| | M | 9,726 | 1,032 | 7,748 | 21 | 31 | 894 | 30 |
| | F | 12,797 | 2,353 | 9,532 | 10 | 12 | 890 | 14 |
| Sasang-gu | S.T | 31,553 | 5,028 | 23,912 | 61 | 42 | 2,510 | 71 |
| | M | 13,838 | 1,574 | 10,916 | 34 | 31 | 1,283 | 43 |
| | F | 17,715 | 3,454 | 12,996 | 27 | 11 | 1,227 | 28 |

Note : 1) Based on Resident Registration Address

2) The total excludes patients who were previously diagnosed with cancer

제Ⅱ-3 표

Table Ⅱ-3

Ü Ü

Statistics on Stomach Cancer Screening

| Division | | Total | X Normal | X X X Benign Lesion | X X X Suspected Stomach Cancer | X Stomach Cancer | X Other | X Previously diagnosed with cancer |
|--------------|-----|----------------|---------------|------------------------|---|------------------------|---------------|---|
| Gijang-gun | S.T | 11,384 | 1,889 | 7,464 | 20 | 15 | 1,996 | 28 |
| | M | 5,044 | 539 | 3,547 | 14 | 9 | 935 | 18 |
| | F | 6,340 | 1,350 | 3,917 | 6 | 6 | 1,061 | 10 |
| Daegu | S.T | 294,224 | 35,067 | 198,146 | 262 | 471 | 60,278 | 522 |
| | M | 130,345 | 12,353 | 89,656 | 144 | 306 | 27,886 | 349 |
| | F | 163,879 | 22,714 | 108,490 | 118 | 165 | 32,392 | 173 |
| Jung-gu | S.T | 9,212 | 780 | 6,437 | 6 | 24 | 1,965 | 16 |
| | M | 3,918 | 298 | 2,722 | 2 | 14 | 882 | 12 |
| | F | 5,294 | 482 | 3,715 | 4 | 10 | 1,083 | 4 |
| Dong-gu | S.T | 42,056 | 6,168 | 30,532 | 44 | 78 | 5,234 | 110 |
| | M | 18,249 | 2,294 | 13,462 | 23 | 57 | 2,413 | 78 |
| | F | 23,807 | 3,874 | 17,070 | 21 | 21 | 2,821 | 32 |
| Seo-gu | S.T | 27,287 | 5,615 | 18,940 | 27 | 37 | 2,668 | 62 |
| | M | 11,534 | 1,789 | 8,466 | 12 | 26 | 1,241 | 42 |
| | F | 15,753 | 3,826 | 10,474 | 15 | 11 | 1,427 | 20 |
| Nam-gu | S.T | 19,525 | 1,905 | 9,394 | 23 | 31 | 8,172 | 34 |
| | M | 8,322 | 647 | 4,260 | 12 | 20 | 3,383 | 27 |
| | F | 11,203 | 1,258 | 5,134 | 11 | 11 | 4,789 | 7 |
| Buk-gu | S.T | 52,229 | 6,066 | 37,758 | 56 | 70 | 8,279 | 72 |
| | M | 23,603 | 1,915 | 17,437 | 34 | 45 | 4,172 | 50 |
| | F | 28,626 | 4,151 | 20,321 | 22 | 25 | 4,107 | 22 |
| Suseong-gu | S.T | 53,992 | 5,853 | 34,750 | 32 | 81 | 13,276 | 114 |
| | M | 24,428 | 2,191 | 15,904 | 17 | 49 | 6,267 | 65 |
| | F | 29,564 | 3,662 | 18,846 | 15 | 32 | 7,009 | 49 |
| Dalseo-gu | S.T | 69,032 | 5,442 | 46,674 | 43 | 123 | 16,750 | 74 |
| | M | 30,818 | 2,011 | 21,115 | 25 | 80 | 7,587 | 50 |
| | F | 38,214 | 3,431 | 25,559 | 18 | 43 | 9,163 | 24 |
| Dalseong-gun | S.T | 20,891 | 3,238 | 13,661 | 31 | 27 | 3,934 | 40 |
| | M | 9,473 | 1,208 | 6,290 | 19 | 15 | 1,941 | 25 |
| | F | 11,418 | 2,030 | 7,371 | 12 | 12 | 1,993 | 15 |
| Incheon | S.T | 293,443 | 55,394 | 208,979 | 339 | 425 | 28,306 | 369 |
| | M | 129,641 | 20,421 | 95,088 | 214 | 280 | 13,638 | 240 |
| | F | 163,802 | 34,973 | 113,891 | 125 | 145 | 14,668 | 129 |
| Jung-gu | S.T | 9,915 | 2,310 | 6,874 | 13 | 15 | 703 | 25 |
| | M | 4,568 | 850 | 3,329 | 8 | 9 | 372 | 16 |
| | F | 5,347 | 1,460 | 3,545 | 5 | 6 | 331 | 9 |
| Dong-gu | S.T | 8,777 | 2,234 | 5,826 | 13 | 9 | 695 | 20 |
| | M | 3,825 | 790 | 2,659 | 7 | 4 | 365 | 15 |
| | F | 4,952 | 1,444 | 3,167 | 6 | 5 | 330 | 5 |
| Nam-gu | S.T | 45,698 | 10,750 | 27,517 | 54 | 79 | 7,298 | 79 |
| | M | 19,736 | 3,719 | 12,461 | 36 | 55 | 3,465 | 53 |
| | F | 25,962 | 7,031 | 15,056 | 18 | 24 | 3,833 | 26 |
| Yeonsu-gu | S.T | 28,624 | 4,413 | 21,725 | 43 | 33 | 2,410 | 41 |
| | M | 13,077 | 1,746 | 10,039 | 23 | 24 | 1,245 | 23 |
| | F | 15,547 | 2,667 | 11,686 | 20 | 9 | 1,165 | 18 |

XX aX X
j aX X X X X

O

Diagnoses by District and Gender <Cont'd>

XX a
(Unit : Person)

| Division | | Total | X Normal | X X X Benign Lesion | X X X Suspected Stomach Cancer | X Stomach Cancer | X Other | X Previously diagnosed with cancer |
|-------------|-----|----------------|---------------|------------------------|---|------------------------|---------------|---|
| Namdong-gu | S.T | 50,092 | 8,893 | 34,472 | 43 | 79 | 6,605 | 57 |
| | M | 22,137 | 3,218 | 15,801 | 22 | 54 | 3,042 | 40 |
| | F | 27,955 | 5,675 | 18,671 | 21 | 25 | 3,563 | 17 |
| Bupyeong-gu | S.T | 58,410 | 9,419 | 45,143 | 76 | 87 | 3,685 | 71 |
| | M | 25,236 | 3,444 | 19,984 | 57 | 53 | 1,698 | 43 |
| | F | 33,174 | 5,975 | 25,159 | 19 | 34 | 1,987 | 28 |
| Gyeyang-gu | S.T | 34,689 | 4,791 | 28,544 | 33 | 55 | 1,266 | 31 |
| | M | 15,223 | 1,701 | 12,818 | 20 | 36 | 648 | 17 |
| | F | 19,466 | 3,090 | 15,726 | 13 | 19 | 618 | 14 |
| Seo-gu | S.T | 43,667 | 7,282 | 31,883 | 37 | 53 | 4,412 | 34 |
| | M | 19,487 | 2,851 | 14,464 | 26 | 33 | 2,113 | 23 |
| | F | 24,180 | 4,431 | 17,419 | 11 | 20 | 2,299 | 11 |
| Ganghwa-gun | S.T | 10,812 | 4,177 | 5,640 | 15 | 12 | 968 | 5 |
| | M | 5,058 | 1,668 | 2,835 | 9 | 10 | 536 | 5 |
| | F | 5,754 | 2,509 | 2,805 | 6 | 2 | 432 | - |
| Ongjin-gun | S.T | 2,759 | 1,125 | 1,355 | 12 | 3 | 264 | 6 |
| | M | 1,294 | 434 | 698 | 6 | 2 | 154 | 5 |
| | F | 1,465 | 691 | 657 | 6 | 1 | 110 | 1 |
| Gwangju | S.T | 164,908 | 33,630 | 112,569 | 162 | 269 | 18,278 | 291 |
| | M | 74,258 | 12,150 | 52,706 | 101 | 184 | 9,117 | 178 |
| | F | 90,650 | 21,480 | 59,863 | 61 | 85 | 9,161 | 113 |
| Dong-gu | S.T | 13,273 | 2,803 | 9,270 | 12 | 30 | 1,158 | 34 |
| | M | 5,938 | 989 | 4,320 | 8 | 16 | 605 | 23 |
| | F | 7,335 | 1,814 | 4,950 | 4 | 14 | 553 | 11 |
| Seo-gu | S.T | 37,100 | 8,918 | 24,692 | 40 | 40 | 3,410 | 82 |
| | M | 16,542 | 3,186 | 11,622 | 24 | 26 | 1,684 | 44 |
| | F | 20,558 | 5,732 | 13,070 | 16 | 14 | 1,726 | 38 |
| Nam-gu | S.T | 26,454 | 6,514 | 17,375 | 37 | 48 | 2,480 | 59 |
| | M | 11,720 | 2,312 | 8,110 | 22 | 32 | 1,244 | 42 |
| | F | 14,734 | 4,202 | 9,265 | 15 | 16 | 1,236 | 17 |
| Buk-gu | S.T | 51,792 | 9,101 | 37,582 | 38 | 95 | 4,976 | 71 |
| | M | 23,337 | 3,367 | 17,313 | 24 | 72 | 2,561 | 46 |
| | F | 28,455 | 5,734 | 20,269 | 14 | 23 | 2,415 | 25 |
| Gwangsan-gu | S.T | 36,289 | 6,294 | 23,650 | 35 | 56 | 6,254 | 45 |
| | M | 16,721 | 2,296 | 11,341 | 23 | 38 | 3,023 | 23 |
| | F | 19,568 | 3,998 | 12,309 | 12 | 18 | 3,231 | 22 |
| Daejeon | S.T | 193,065 | 38,923 | 125,436 | 196 | 283 | 28,227 | 459 |
| | M | 90,158 | 14,211 | 62,051 | 138 | 193 | 13,565 | 317 |
| | F | 102,907 | 24,712 | 63,385 | 58 | 90 | 14,662 | 142 |
| Dong-gu | S.T | 32,074 | 6,182 | 20,187 | 40 | 56 | 5,609 | 91 |
| | M | 14,643 | 2,129 | 9,700 | 28 | 37 | 2,749 | 61 |
| | F | 17,431 | 4,053 | 10,487 | 12 | 19 | 2,860 | 30 |
| Jung-gu | S.T | 35,934 | 7,320 | 24,254 | 45 | 70 | 4,245 | 96 |
| | M | 16,313 | 2,614 | 11,612 | 31 | 44 | 2,012 | 69 |
| | F | 19,621 | 4,706 | 12,642 | 14 | 26 | 2,233 | 27 |

Note : 1) Based on Resident Registration Address

2) The total excludes patients who were previously diagnosed with cancer

Table Ⅱ-3

Statistics on Stomach Cancer Screening

| Division | | Total | X Normal | X X X Benign Lesion | X X X Suspected Stomach Cancer | X Stomach Cancer | X Other | X Previously diagnosed with cancer |
|-------------------------|-----|------------------|----------------|------------------------|---|------------------------|----------------|---|
| Seo-gu | S.T | 64,227 | 13,886 | 44,218 | 46 | 81 | 5,996 | 153 |
| | M | 30,090 | 4,930 | 21,890 | 29 | 54 | 3,187 | 102 |
| | F | 34,137 | 8,956 | 22,328 | 17 | 27 | 2,809 | 51 |
| Yuseong-gu | S.T | 35,196 | 7,162 | 22,603 | 27 | 35 | 5,369 | 64 |
| | M | 17,363 | 2,921 | 11,733 | 21 | 26 | 2,662 | 48 |
| | F | 17,833 | 4,241 | 10,870 | 6 | 9 | 2,707 | 16 |
| Daedeok-gu | S.T | 25,634 | 4,373 | 14,174 | 38 | 41 | 7,008 | 55 |
| | M | 11,749 | 1,617 | 7,116 | 29 | 32 | 2,955 | 37 |
| | F | 13,885 | 2,756 | 7,058 | 9 | 9 | 4,053 | 18 |
| Ulsan | S.T | 107,925 | 26,410 | 61,610 | 100 | 131 | 19,674 | 212 |
| | M | 44,862 | 8,662 | 27,694 | 68 | 85 | 8,353 | 150 |
| | F | 63,063 | 17,748 | 33,916 | 32 | 46 | 11,321 | 62 |
| Jung-gu | S.T | 24,168 | 7,564 | 11,805 | 21 | 29 | 4,749 | 36 |
| | M | 9,808 | 2,410 | 5,309 | 14 | 15 | 2,060 | 20 |
| | F | 14,360 | 5,154 | 6,496 | 7 | 14 | 2,689 | 16 |
| Nam-gu | S.T | 33,220 | 5,420 | 21,243 | 22 | 45 | 6,490 | 69 |
| | M | 13,938 | 1,700 | 9,445 | 15 | 32 | 2,746 | 50 |
| | F | 19,282 | 3,720 | 11,798 | 7 | 13 | 3,744 | 19 |
| Dong-gu | S.T | 14,970 | 4,416 | 8,364 | 21 | 15 | 2,154 | 25 |
| | M | 6,062 | 1,484 | 3,778 | 11 | 9 | 780 | 21 |
| | F | 8,908 | 2,932 | 4,586 | 10 | 6 | 1,374 | 4 |
| Buk-gu | S.T | 14,291 | 3,071 | 7,987 | 11 | 11 | 3,211 | 16 |
| | M | 5,601 | 926 | 3,395 | 9 | 10 | 1,261 | 10 |
| | F | 8,690 | 2,145 | 4,592 | 2 | 1 | 1,950 | 6 |
| Ulju-gun | S.T | 21,276 | 5,939 | 12,211 | 25 | 31 | 3,070 | 66 |
| | M | 9,453 | 2,142 | 5,767 | 19 | 19 | 1,506 | 49 |
| | F | 11,823 | 3,797 | 6,444 | 6 | 12 | 1,564 | 17 |
| Sejong | S.T | 12,830 | 3,454 | 6,929 | 36 | 22 | 2,389 | 32 |
| | M | 6,178 | 1,439 | 3,566 | 26 | 18 | 1,129 | 25 |
| | F | 6,652 | 2,015 | 3,363 | 10 | 4 | 1,260 | 7 |
| Gyeonggi | S.T | 1,238,852 | 202,877 | 874,867 | 1,484 | 1,634 | 157,990 | 1,905 |
| | M | 561,367 | 76,657 | 407,784 | 980 | 1,128 | 74,818 | 1,297 |
| | F | 677,485 | 126,220 | 467,083 | 504 | 506 | 83,172 | 608 |
| Suwon-si Jangan-gu | S.T | 29,248 | 7,816 | 17,225 | 38 | 40 | 4,129 | 49 |
| | M | 12,935 | 2,519 | 8,419 | 27 | 31 | 1,939 | 28 |
| | F | 16,313 | 5,297 | 8,806 | 11 | 9 | 2,190 | 21 |
| Suwon-si Gwonseon-gu | S.T | 29,678 | 5,441 | 21,666 | 74 | 41 | 2,456 | 43 |
| | M | 13,056 | 1,763 | 9,962 | 46 | 30 | 1,255 | 31 |
| | F | 16,622 | 3,678 | 11,704 | 28 | 11 | 1,201 | 12 |
| Suwon-si Paldal-gu | S.T | 20,897 | 4,575 | 14,326 | 21 | 29 | 1,946 | 43 |
| | M | 9,119 | 1,484 | 6,626 | 16 | 19 | 974 | 26 |
| | F | 11,778 | 3,091 | 7,700 | 5 | 10 | 972 | 17 |

XX aX X
j aX X X X X

Diagnoses by District and Gender <Cont'd>

XX a
(Unit : Person)

| Division | | Total | X Normal | X X X Benign Lesion | X X X Suspected Stomach Cancer | X Stomach Cancer | X Other | X Previously diagnosed with cancer |
|----------------|-----|--------|-------------|------------------------|---|------------------------|------------|---|
| Suwon-si | S.T | 21,732 | 3,633 | 16,292 | 28 | 28 | 1,751 | 42 |
| | M | 9,804 | 1,253 | 7,632 | 20 | 16 | 883 | 24 |
| | F | 11,928 | 2,380 | 8,660 | 8 | 12 | 868 | 18 |
| Yeongtong-gu | S.T | 25,843 | 2,997 | 15,966 | 17 | 42 | 6,821 | 45 |
| | M | 11,047 | 1,036 | 7,386 | 11 | 32 | 2,582 | 35 |
| | F | 14,796 | 1,961 | 8,580 | 6 | 10 | 4,239 | 10 |
| Seongnam-si | S.T | 27,994 | 3,460 | 19,708 | 42 | 43 | 4,741 | 20 |
| | M | 12,182 | 1,061 | 8,967 | 26 | 31 | 2,097 | 14 |
| | F | 15,812 | 2,399 | 10,741 | 16 | 12 | 2,644 | 6 |
| Jungwon-gu | S.T | 48,737 | 4,806 | 39,121 | 63 | 53 | 4,694 | 66 |
| | M | 22,969 | 1,990 | 18,526 | 39 | 42 | 2,372 | 45 |
| | F | 25,768 | 2,816 | 20,595 | 24 | 11 | 2,322 | 21 |
| Seongnam-si | S.T | 48,079 | 7,019 | 31,333 | 52 | 64 | 9,611 | 61 |
| | M | 20,887 | 2,518 | 14,021 | 41 | 44 | 4,263 | 43 |
| | F | 27,192 | 4,501 | 17,312 | 11 | 20 | 5,348 | 18 |
| Uijeongbu-si | S.T | 27,249 | 2,059 | 23,712 | 31 | 52 | 1,395 | 24 |
| | M | 12,022 | 869 | 10,328 | 23 | 34 | 768 | 22 |
| | F | 15,227 | 1,190 | 13,384 | 8 | 18 | 627 | 2 |
| Anyang-si | S.T | 37,379 | 5,541 | 28,858 | 53 | 37 | 2,890 | 41 |
| | M | 17,200 | 2,091 | 13,489 | 32 | 26 | 1,562 | 31 |
| | F | 20,179 | 3,450 | 15,369 | 21 | 11 | 1,328 | 10 |
| Dongan-gu | S.T | 47,007 | 7,025 | 31,981 | 42 | 88 | 7,871 | 69 |
| | M | 20,485 | 2,658 | 15,026 | 21 | 54 | 2,726 | 49 |
| | F | 26,522 | 4,367 | 16,955 | 21 | 34 | 5,145 | 20 |
| Bucheon-si | S.T | 25,412 | 3,857 | 19,018 | 24 | 29 | 2,484 | 26 |
| | M | 11,030 | 1,423 | 8,460 | 14 | 20 | 1,113 | 18 |
| | F | 14,382 | 2,434 | 10,558 | 10 | 9 | 1,371 | 8 |
| Sosa-gu | S.T | 20,276 | 2,317 | 16,582 | 16 | 23 | 1,338 | 28 |
| | M | 8,720 | 853 | 7,204 | 10 | 12 | 641 | 19 |
| | F | 11,556 | 1,464 | 9,378 | 6 | 11 | 697 | 9 |
| Ojeong-gu | S.T | 35,915 | 3,377 | 25,339 | 46 | 51 | 7,102 | 31 |
| | M | 16,091 | 1,277 | 11,656 | 28 | 35 | 3,095 | 18 |
| | F | 19,824 | 2,100 | 13,683 | 18 | 16 | 4,007 | 13 |
| Gwangmyeong-si | S.T | 44,556 | 8,727 | 32,206 | 69 | 37 | 3,517 | 75 |
| | M | 20,019 | 3,107 | 15,130 | 44 | 27 | 1,711 | 57 |
| | F | 24,537 | 5,620 | 17,076 | 25 | 10 | 1,806 | 18 |
| Pyeongtaek-si | S.T | 9,349 | 1,121 | 7,855 | 22 | 17 | 334 | 27 |
| | M | 3,961 | 434 | 3,317 | 17 | 11 | 182 | 15 |
| | F | 5,388 | 687 | 4,538 | 5 | 6 | 152 | 12 |
| Dongducheon-si | S.T | 33,467 | 3,757 | 27,677 | 24 | 55 | 1,954 | 59 |
| | M | 14,944 | 1,246 | 12,631 | 14 | 39 | 1,014 | 37 |
| | F | 18,523 | 2,511 | 15,046 | 10 | 16 | 940 | 22 |
| Sangrok-gu | S.T | | | | | | | |
| | M | | | | | | | |
| | F | | | | | | | |

Note : 1) Based on Resident Registration Address

2) The total excludes patients who were previously diagnosed with cancer

제Ⅱ-3 표

Table Ⅱ-3

Ü Ü

Statistics on Stomach Cancer Screening

| Division | | Total | X Normal | X X X Benign Lesion | X X X Suspected Stomach Cancer | X Stomach Cancer | X Other | X Previously diagnosed with cancer |
|--------------|-----|--------|-------------|------------------------|---|------------------------|------------|---|
| Ansan-si | S.T | 31,553 | 2,641 | 25,639 | 37 | 46 | 3,190 | 70 |
| | M | 13,624 | 930 | 11,047 | 25 | 31 | 1,591 | 49 |
| | F | 17,929 | 1,711 | 14,592 | 12 | 15 | 1,599 | 21 |
| Goyang-si | S.T | 43,249 | 7,932 | 29,382 | 39 | 60 | 5,836 | 58 |
| | M | 19,555 | 3,076 | 13,507 | 21 | 45 | 2,906 | 40 |
| | F | 23,694 | 4,856 | 15,875 | 18 | 15 | 2,930 | 18 |
| Goyang-si | S.T | 28,831 | 3,953 | 19,494 | 22 | 38 | 5,324 | 52 |
| | M | 12,847 | 1,489 | 8,865 | 16 | 24 | 2,453 | 35 |
| | F | 15,984 | 2,464 | 10,629 | 6 | 14 | 2,871 | 17 |
| Goyang-si | S.T | 30,347 | 4,193 | 19,742 | 27 | 30 | 6,355 | 67 |
| | M | 13,740 | 1,672 | 9,259 | 19 | 22 | 2,768 | 45 |
| | F | 16,607 | 2,521 | 10,483 | 8 | 8 | 3,587 | 22 |
| Gwacheon-si | S.T | 7,474 | 1,087 | 5,588 | 7 | 5 | 787 | 5 |
| | M | 3,455 | 421 | 2,672 | 4 | 2 | 356 | 2 |
| | F | 4,019 | 666 | 2,916 | 3 | 3 | 431 | 3 |
| Guri-si | S.T | 22,088 | 5,312 | 13,713 | 30 | 25 | 3,008 | 34 |
| | M | 10,129 | 2,041 | 6,430 | 21 | 12 | 1,625 | 20 |
| | F | 11,959 | 3,271 | 7,283 | 9 | 13 | 1,383 | 14 |
| Namyangju-si | S.T | 66,678 | 9,556 | 49,299 | 77 | 93 | 7,653 | 98 |
| | M | 30,882 | 3,811 | 23,188 | 52 | 73 | 3,758 | 70 |
| | F | 35,796 | 5,745 | 26,111 | 25 | 20 | 3,895 | 28 |
| Osan-si | S.T | 15,663 | 2,626 | 10,015 | 19 | 25 | 2,978 | 27 |
| | M | 7,143 | 983 | 4,649 | 12 | 18 | 1,481 | 14 |
| | F | 8,520 | 1,643 | 5,366 | 7 | 7 | 1,497 | 13 |
| Siheung-si | S.T | 36,108 | 3,589 | 23,822 | 31 | 41 | 8,625 | 38 |
| | M | 16,379 | 1,336 | 11,155 | 21 | 27 | 3,840 | 21 |
| | F | 19,729 | 2,253 | 12,667 | 10 | 14 | 4,785 | 17 |
| Gunpo-si | S.T | 29,411 | 3,532 | 20,098 | 19 | 26 | 5,736 | 43 |
| | M | 13,207 | 1,299 | 9,166 | 15 | 21 | 2,706 | 26 |
| | F | 16,204 | 2,233 | 10,932 | 4 | 5 | 3,030 | 17 |
| Uiwang-si | S.T | 15,277 | 2,840 | 11,033 | 28 | 19 | 1,357 | 18 |
| | M | 6,974 | 950 | 5,287 | 18 | 13 | 706 | 10 |
| | F | 8,303 | 1,890 | 5,746 | 10 | 6 | 651 | 8 |
| Hanam-si | S.T | 16,940 | 1,719 | 14,259 | 25 | 14 | 923 | 13 |
| | M | 7,595 | 626 | 6,460 | 19 | 8 | 482 | 9 |
| | F | 9,345 | 1,093 | 7,799 | 6 | 6 | 441 | 4 |
| Yongin-si | S.T | 23,481 | 3,494 | 16,627 | 26 | 37 | 3,297 | 49 |
| | M | 10,879 | 1,328 | 7,819 | 19 | 27 | 1,686 | 33 |
| | F | 12,602 | 2,166 | 8,808 | 7 | 10 | 1,611 | 16 |
| Yongin-si | S.T | 35,172 | 3,078 | 29,285 | 43 | 44 | 2,722 | 52 |
| | M | 16,307 | 1,182 | 13,701 | 28 | 28 | 1,368 | 39 |
| | F | 18,865 | 1,896 | 15,584 | 15 | 16 | 1,354 | 13 |

XX aX X
j aX X X X X

Diagnoses by District and Gender <Cont'd>

XX a
(Unit : Person)

| Division | | Total | X Normal | X X X Benign Lesion | X X X Suspected Stomach Cancer | X Stomach Cancer | X Other | X Previously diagnosed with cancer |
|----------------|-----|---------|-------------|------------------------|---|------------------------|------------|---|
| Yongin-si | S.T | 30,673 | 3,741 | 23,685 | 28 | 42 | 3,177 | 43 |
| | M | 14,645 | 1,501 | 11,414 | 15 | 26 | 1,689 | 28 |
| | F | 16,028 | 2,240 | 12,271 | 13 | 16 | 1,488 | 15 |
| Paju-si | S.T | 39,872 | 7,555 | 25,453 | 41 | 43 | 6,780 | 80 |
| | M | 18,647 | 2,902 | 12,572 | 28 | 37 | 3,108 | 55 |
| | F | 21,225 | 4,653 | 12,881 | 13 | 6 | 3,672 | 25 |
| Icheon-si | S.T | 21,274 | 5,765 | 13,073 | 28 | 39 | 2,369 | 32 |
| | M | 9,901 | 2,353 | 6,097 | 17 | 24 | 1,410 | 20 |
| | F | 11,373 | 3,412 | 6,976 | 11 | 15 | 959 | 12 |
| Anseong-si | S.T | 21,491 | 5,217 | 14,888 | 42 | 37 | 1,307 | 44 |
| | M | 9,749 | 2,015 | 7,001 | 23 | 25 | 685 | 25 |
| | F | 11,742 | 3,202 | 7,887 | 19 | 12 | 622 | 19 |
| Gimpo-si | S.T | 28,557 | 4,560 | 19,189 | 25 | 47 | 4,736 | 27 |
| | M | 13,239 | 1,819 | 8,976 | 18 | 30 | 2,396 | 19 |
| | F | 15,318 | 2,741 | 10,213 | 7 | 17 | 2,340 | 8 |
| Hwaseong-si | S.T | 49,743 | 13,362 | 31,422 | 77 | 53 | 4,829 | 95 |
| | M | 23,599 | 5,170 | 15,810 | 51 | 39 | 2,529 | 68 |
| | F | 26,144 | 8,192 | 15,612 | 26 | 14 | 2,300 | 27 |
| Gwangju-si | S.T | 30,346 | 4,788 | 22,502 | 52 | 53 | 2,951 | 49 |
| | M | 14,246 | 1,902 | 10,661 | 42 | 33 | 1,608 | 33 |
| | F | 16,100 | 2,886 | 11,841 | 10 | 20 | 1,343 | 16 |
| Yangju-si | S.T | 21,406 | 4,893 | 14,176 | 33 | 33 | 2,271 | 22 |
| | M | 9,898 | 2,042 | 6,689 | 24 | 25 | 1,118 | 15 |
| | F | 11,508 | 2,851 | 7,487 | 9 | 8 | 1,153 | 7 |
| Pocheon-si | S.T | 18,850 | 5,770 | 10,174 | 19 | 12 | 2,875 | 29 |
| | M | 8,722 | 2,418 | 4,957 | 12 | 6 | 1,329 | 19 |
| | F | 10,128 | 3,352 | 5,217 | 7 | 6 | 1,546 | 10 |
| Yeoju-gun | S.T | 13,966 | 5,439 | 7,432 | 17 | 15 | 1,063 | 29 |
| | M | 6,584 | 2,310 | 3,615 | 8 | 11 | 640 | 24 |
| | F | 7,382 | 3,129 | 3,817 | 9 | 4 | 423 | 5 |
| Yeoncheon-gun | S.T | 5,607 | 2,536 | 2,722 | 5 | 5 | 339 | 15 |
| | M | 2,561 | 1,083 | 1,295 | 3 | 4 | 176 | 10 |
| | F | 3,046 | 1,453 | 1,427 | 2 | 1 | 163 | 5 |
| Gapyeong-gun | S.T | 8,345 | 2,762 | 5,006 | 5 | 7 | 565 | 26 |
| | M | 3,935 | 1,070 | 2,564 | 3 | 4 | 294 | 23 |
| | F | 4,410 | 1,692 | 2,442 | 2 | 3 | 271 | 3 |
| Yangpyeong-gun | S.T | 13,632 | 3,409 | 8,284 | 20 | 16 | 1,903 | 41 |
| | M | 6,454 | 1,346 | 4,148 | 17 | 10 | 933 | 33 |
| | F | 7,178 | 2,063 | 4,136 | 3 | 6 | 970 | 8 |
| Gangwon | S.T | 206,811 | 63,738 | 119,151 | 637 | 238 | 23,047 | 305 |
| | M | 94,596 | 25,299 | 58,273 | 425 | 163 | 10,436 | 199 |
| | F | 112,215 | 38,439 | 60,878 | 212 | 75 | 12,611 | 106 |

Note : 1) Based on Resident Registration Address

2) The total excludes patients who were previously diagnosed with cancer

제Ⅱ-3 표

Table Ⅱ-3

Ü Ü

Statistics on Stomach Cancer Screening

| Division | | Total | X Normal | X X X Benign Lesion | X X X Suspected Stomach Cancer | X Stomach Cancer | X Other | X Previously diagnosed with cancer |
|-----------------|-----|--------|-------------|------------------------|---|------------------------|------------|---|
| Chuncheon-si | S.T | 35,294 | 11,671 | 19,318 | 126 | 29 | 4,150 | 32 |
| | M | 16,022 | 4,300 | 9,713 | 75 | 22 | 1,912 | 24 |
| | F | 19,272 | 7,371 | 9,605 | 51 | 7 | 2,238 | 8 |
| Wonju-si | S.T | 39,937 | 8,063 | 27,639 | 88 | 53 | 4,094 | 51 |
| | M | 18,365 | 3,203 | 13,300 | 57 | 35 | 1,770 | 28 |
| | F | 21,572 | 4,860 | 14,339 | 31 | 18 | 2,324 | 23 |
| Gangneung-si | S.T | 31,476 | 5,539 | 17,611 | 101 | 42 | 8,183 | 71 |
| | M | 14,238 | 2,233 | 8,473 | 69 | 32 | 3,431 | 49 |
| | F | 17,238 | 3,306 | 9,138 | 32 | 10 | 4,752 | 22 |
| Donghae-si | S.T | 11,377 | 2,443 | 8,466 | 55 | 15 | 398 | 11 |
| | M | 5,096 | 977 | 3,869 | 41 | 9 | 200 | 8 |
| | F | 6,281 | 1,466 | 4,597 | 14 | 6 | 198 | 3 |
| Taebaek-si | S.T | 6,547 | 2,054 | 4,081 | 9 | 3 | 400 | 12 |
| | M | 2,884 | 726 | 1,958 | 4 | 3 | 193 | 8 |
| | F | 3,663 | 1,328 | 2,123 | 5 | - | 207 | 4 |
| Sokcho-si | S.T | 9,460 | 2,073 | 6,870 | 24 | 20 | 473 | 15 |
| | M | 4,152 | 795 | 3,104 | 16 | 15 | 222 | 9 |
| | F | 5,308 | 1,278 | 3,766 | 8 | 5 | 251 | 6 |
| Samcheok-si | S.T | 9,488 | 3,926 | 4,924 | 16 | 13 | 609 | 25 |
| | M | 4,261 | 1,565 | 2,355 | 12 | 9 | 320 | 13 |
| | F | 5,227 | 2,361 | 2,569 | 4 | 4 | 289 | 12 |
| Hongcheon-gun | S.T | 10,657 | 5,449 | 4,770 | 34 | 13 | 391 | 19 |
| | M | 4,944 | 2,235 | 2,482 | 22 | 8 | 197 | 14 |
| | F | 5,713 | 3,214 | 2,288 | 12 | 5 | 194 | 5 |
| Hoengseong-gun | S.T | 6,896 | 2,082 | 4,404 | 31 | 13 | 366 | 1 |
| | M | 3,303 | 883 | 2,219 | 19 | 8 | 174 | 1 |
| | F | 3,593 | 1,199 | 2,185 | 12 | 5 | 192 | - |
| Yeongwol-gun | S.T | 6,539 | 2,306 | 3,784 | 20 | 10 | 419 | 14 |
| | M | 3,015 | 877 | 1,913 | 11 | 3 | 211 | 10 |
| | F | 3,524 | 1,429 | 1,871 | 9 | 7 | 208 | 4 |
| Pyeongchang-gun | S.T | 6,976 | 3,103 | 3,246 | 21 | 7 | 599 | 5 |
| | M | 3,328 | 1,371 | 1,644 | 12 | 7 | 294 | 3 |
| | F | 3,648 | 1,732 | 1,602 | 9 | - | 305 | 2 |
| Jeongseon-gun | S.T | 6,358 | 3,197 | 2,587 | 19 | 2 | 553 | 10 |
| | M | 3,019 | 1,350 | 1,391 | 16 | 1 | 261 | 7 |
| | F | 3,339 | 1,847 | 1,196 | 3 | 1 | 292 | 3 |
| Cheorwon-gun | S.T | 6,079 | 3,062 | 2,603 | 21 | 3 | 390 | 7 |
| | M | 2,730 | 1,187 | 1,332 | 15 | 1 | 195 | 5 |
| | F | 3,349 | 1,875 | 1,271 | 6 | 2 | 195 | 2 |
| Hwacheon-gun | S.T | 3,043 | 1,121 | 1,525 | 9 | 2 | 386 | 5 |
| | M | 1,455 | 469 | 751 | 8 | 1 | 226 | 2 |
| | F | 1,588 | 652 | 774 | 1 | 1 | 160 | 3 |

XX aX X
j aX X X X X

Diagnoses by District and Gender <Cont'd>

XX a
(Unit : Person)

| Division | | Total | X Normal | X X X Benign Lesion | X X X Suspected Stomach Cancer | X Stomach Cancer | X Other | X Previously diagnosed with cancer |
|-----------------------------|-----|----------------|---------------|------------------------|---|------------------------|---------------|---|
| Yanggu-gun | S.T | 2,597 | 1,191 | 1,183 | 11 | — | 212 | 3 |
| | M | 1,231 | 517 | 606 | 9 | — | 99 | 2 |
| | F | 1,366 | 674 | 577 | 2 | — | 113 | 1 |
| Inje-gun | S.T | 4,464 | 2,152 | 2,116 | 13 | 3 | 180 | 2 |
| | M | 2,120 | 877 | 1,131 | 8 | 3 | 101 | 2 |
| | F | 2,344 | 1,275 | 985 | 5 | — | 79 | — |
| Goseong-gun | S.T | 4,753 | 2,083 | 2,138 | 27 | 6 | 499 | 7 |
| | M | 2,162 | 806 | 1,095 | 21 | 3 | 237 | 6 |
| | F | 2,591 | 1,277 | 1,043 | 6 | 3 | 262 | 1 |
| Yangyang-gun | S.T | 4,870 | 2,223 | 1,886 | 12 | 4 | 745 | 15 |
| | M | 2,271 | 928 | 937 | 10 | 3 | 393 | 8 |
| | F | 2,599 | 1,295 | 949 | 2 | 1 | 352 | 7 |
| Chungbuk | S.T | 206,193 | 54,019 | 121,808 | 303 | 312 | 29,751 | 482 |
| | M | 95,806 | 20,616 | 59,770 | 219 | 221 | 14,980 | 349 |
| | F | 110,387 | 33,403 | 62,038 | 84 | 91 | 14,771 | 133 |
| Cheongju-si Sangdang-gu | S.T | 29,391 | 4,442 | 20,689 | 31 | 47 | 4,182 | 74 |
| | M | 13,273 | 1,502 | 9,673 | 20 | 31 | 2,047 | 50 |
| | F | 16,118 | 2,940 | 11,016 | 11 | 16 | 2,135 | 24 |
| Cheongju-si Heungdeok-gu | S.T | 46,386 | 7,819 | 29,728 | 42 | 67 | 8,730 | 115 |
| | M | 21,341 | 2,661 | 14,460 | 29 | 45 | 4,146 | 80 |
| | F | 25,045 | 5,158 | 15,268 | 13 | 22 | 4,584 | 35 |
| Chungju-si | S.T | 28,870 | 5,546 | 19,536 | 34 | 39 | 3,715 | 53 |
| | M | 13,385 | 2,030 | 9,401 | 26 | 25 | 1,903 | 32 |
| | F | 15,485 | 3,516 | 10,135 | 8 | 14 | 1,812 | 21 |
| Jecheon-si | S.T | 21,525 | 9,592 | 8,435 | 32 | 23 | 3,443 | 44 |
| | M | 9,978 | 3,757 | 4,310 | 28 | 13 | 1,870 | 39 |
| | F | 11,547 | 5,835 | 4,125 | 4 | 10 | 1,573 | 5 |
| Cheongwon-gun | S.T | 19,110 | 4,781 | 11,025 | 21 | 27 | 3,256 | 52 |
| | M | 9,198 | 1,854 | 5,629 | 16 | 18 | 1,681 | 42 |
| | F | 9,912 | 2,927 | 5,396 | 5 | 9 | 1,575 | 10 |
| Boeun-gun | S.T | 6,202 | 2,229 | 3,097 | 39 | 8 | 829 | 19 |
| | M | 2,897 | 854 | 1,572 | 29 | 7 | 435 | 11 |
| | F | 3,305 | 1,375 | 1,525 | 10 | 1 | 394 | 8 |
| Okcheon-gun | S.T | 9,042 | 1,773 | 5,674 | 22 | 27 | 1,546 | 16 |
| | M | 4,195 | 752 | 2,651 | 18 | 22 | 752 | 10 |
| | F | 4,847 | 1,021 | 3,023 | 4 | 5 | 794 | 6 |
| Yeongdong-gun | S.T | 8,205 | 3,109 | 4,291 | 25 | 14 | 766 | 15 |
| | M | 3,741 | 1,246 | 2,084 | 16 | 10 | 385 | 9 |
| | F | 4,464 | 1,863 | 2,207 | 9 | 4 | 381 | 6 |
| Jeungpyeong-gun | S.T | 4,421 | 1,793 | 2,166 | 13 | 7 | 442 | 8 |
| | M | 2,062 | 729 | 1,080 | 8 | 7 | 238 | 7 |
| | F | 2,359 | 1,064 | 1,086 | 5 | — | 204 | 1 |

Note : 1) Based on Resident Registration Address

2) The total excludes patients who were previously diagnosed with cancer

제Ⅱ-3 표

Table Ⅱ-3

Ü Ü

Statistics on Stomach Cancer Screening

| Division | | Total | X Normal | X X X Benign Lesion | X X X Suspected Stomach Cancer | X Stomach Cancer | X Other | X Previously diagnosed with cancer |
|--------------------------|-----|----------------|---------------|------------------------|---|------------------------|---------------|---|
| Jincheon-gun | S.T | 9,296 | 3,665 | 4,761 | 10 | 14 | 846 | 21 |
| | M | 4,464 | 1,509 | 2,489 | 7 | 12 | 447 | 17 |
| | F | 4,832 | 2,156 | 2,272 | 3 | 2 | 399 | 4 |
| Goesan-gun | S.T | 6,532 | 2,452 | 3,517 | 7 | 17 | 539 | 15 |
| | M | 3,123 | 1,011 | 1,777 | 6 | 12 | 317 | 10 |
| | F | 3,409 | 1,441 | 1,740 | 1 | 5 | 222 | 5 |
| Eumseong-gun | S.T | 12,338 | 4,868 | 6,544 | 21 | 17 | 888 | 37 |
| | M | 5,925 | 1,997 | 3,420 | 13 | 16 | 479 | 31 |
| | F | 6,413 | 2,871 | 3,124 | 8 | 1 | 409 | 6 |
| Danyang-gun | S.T | 4,875 | 1,950 | 2,345 | 6 | 5 | 569 | 13 |
| | M | 2,224 | 714 | 1,224 | 3 | 3 | 280 | 11 |
| | F | 2,651 | 1,236 | 1,121 | 3 | 2 | 289 | 2 |
| Chungnam | S.T | 239,924 | 70,370 | 145,341 | 726 | 359 | 23,128 | 776 |
| | M | 109,637 | 28,182 | 69,394 | 512 | 238 | 11,311 | 525 |
| | F | 130,287 | 42,188 | 75,947 | 214 | 121 | 11,817 | 251 |
| Cheonan-si Dongnam-gu | S.T | 24,084 | 4,260 | 17,813 | 69 | 47 | 1,895 | 66 |
| | M | 10,609 | 1,625 | 7,872 | 49 | 31 | 1,032 | 45 |
| | F | 13,475 | 2,635 | 9,941 | 20 | 16 | 863 | 21 |
| Cheonan-si Seobuk-gu | S.T | 27,825 | 5,173 | 20,522 | 53 | 37 | 2,040 | 61 |
| | M | 12,536 | 1,945 | 9,458 | 34 | 23 | 1,076 | 42 |
| | F | 15,289 | 3,228 | 11,064 | 19 | 14 | 964 | 19 |
| Gongju-si | S.T | 15,726 | 3,527 | 11,161 | 85 | 32 | 921 | 59 |
| | M | 7,489 | 1,487 | 5,419 | 63 | 25 | 495 | 40 |
| | F | 8,237 | 2,040 | 5,742 | 22 | 7 | 426 | 19 |
| Boryeong-si | S.T | 16,356 | 5,060 | 10,650 | 57 | 11 | 578 | 77 |
| | M | 7,403 | 1,843 | 5,206 | 39 | 8 | 307 | 53 |
| | F | 8,953 | 3,217 | 5,444 | 18 | 3 | 271 | 24 |
| Asan-si | S.T | 25,624 | 6,787 | 14,516 | 35 | 35 | 4,251 | 57 |
| | M | 11,563 | 2,806 | 6,901 | 24 | 23 | 1,809 | 39 |
| | F | 14,061 | 3,981 | 7,615 | 11 | 12 | 2,442 | 18 |
| Seosan-si | S.T | 17,738 | 5,448 | 11,187 | 35 | 17 | 1,051 | 65 |
| | M | 8,099 | 2,262 | 5,302 | 24 | 8 | 503 | 36 |
| | F | 9,639 | 3,186 | 5,885 | 11 | 9 | 548 | 29 |
| Nonsan-si | S.T | 18,003 | 6,374 | 10,406 | 51 | 27 | 1,145 | 81 |
| | M | 8,334 | 2,641 | 5,085 | 39 | 16 | 553 | 50 |
| | F | 9,669 | 3,733 | 5,321 | 12 | 11 | 592 | 31 |
| Gyeryong-si | S.T | 4,699 | 1,407 | 2,946 | 10 | 8 | 328 | 12 |
| | M | 2,160 | 558 | 1,424 | 5 | 6 | 167 | 6 |
| | F | 2,539 | 849 | 1,522 | 5 | 2 | 161 | 6 |
| Dangjin-si | S.T | 17,416 | 4,888 | 9,138 | 33 | 33 | 3,324 | 47 |
| | M | 8,170 | 2,091 | 4,477 | 26 | 22 | 1,554 | 38 |
| | F | 9,246 | 2,797 | 4,661 | 7 | 11 | 1,770 | 9 |

XX aX X
j aX X X X X

O

Diagnoses by District and Gender <Cont'd>

XX a
(Unit : Person)

| Division | | Total | X Normal | X X X Benign Lesion | X X X Suspected Stomach Cancer | X Stomach Cancer | X Other | X Previously diagnosed with cancer |
|----------------|-----|----------------|---------------|------------------------|---|------------------------|---------------|---|
| Geumsan-gun | S.T | 9,233 | 3,051 | 5,472 | 38 | 23 | 649 | 20 |
| | M | 4,300 | 1,202 | 2,704 | 29 | 12 | 353 | 17 |
| | F | 4,933 | 1,849 | 2,768 | 9 | 11 | 296 | 3 |
| Buyeo-gun | S.T | 12,511 | 3,419 | 8,507 | 38 | 23 | 524 | 47 |
| | M | 5,771 | 1,474 | 3,985 | 22 | 18 | 272 | 36 |
| | F | 6,740 | 1,945 | 4,522 | 16 | 5 | 252 | 11 |
| Seocheon-gun | S.T | 10,009 | 2,262 | 7,414 | 33 | 7 | 293 | 52 |
| | M | 4,502 | 847 | 3,468 | 22 | 3 | 162 | 41 |
| | F | 5,507 | 1,415 | 3,946 | 11 | 4 | 131 | 11 |
| Cheongyang-gun | S.T | 6,021 | 3,315 | 1,897 | 30 | 2 | 777 | 28 |
| | M | 2,819 | 1,386 | 1,036 | 15 | 2 | 380 | 18 |
| | F | 3,202 | 1,929 | 861 | 15 | - | 397 | 10 |
| Hongseong-gun | S.T | 13,365 | 6,502 | 3,967 | 61 | 25 | 2,810 | 24 |
| | M | 6,131 | 2,469 | 2,188 | 53 | 19 | 1,402 | 14 |
| | F | 7,234 | 4,033 | 1,779 | 8 | 6 | 1,408 | 10 |
| Yesan-gun | S.T | 11,841 | 5,077 | 4,855 | 50 | 15 | 1,844 | 49 |
| | M | 5,414 | 1,972 | 2,510 | 34 | 8 | 890 | 29 |
| | F | 6,427 | 3,105 | 2,345 | 16 | 7 | 954 | 20 |
| Taeon-gun | S.T | 9,473 | 3,820 | 4,890 | 48 | 17 | 698 | 31 |
| | M | 4,337 | 1,574 | 2,359 | 34 | 14 | 356 | 21 |
| | F | 5,136 | 2,246 | 2,531 | 14 | 3 | 342 | 10 |
| Jeonbuk | S.T | 254,068 | 66,357 | 158,321 | 488 | 344 | 28,558 | 833 |
| | M | 115,239 | 25,857 | 74,550 | 328 | 232 | 14,272 | 558 |
| | F | 138,829 | 40,500 | 83,771 | 160 | 112 | 14,286 | 275 |
| Jeonju-si | S.T | 45,485 | 7,422 | 31,631 | 51 | 49 | 6,332 | 141 |
| | M | 20,427 | 2,534 | 14,594 | 36 | 36 | 3,227 | 94 |
| | F | 25,058 | 4,888 | 17,037 | 15 | 13 | 3,105 | 47 |
| Deokjin-gu | S.T | 36,465 | 8,829 | 23,471 | 61 | 41 | 4,063 | 127 |
| | M | 16,398 | 3,165 | 11,084 | 42 | 28 | 2,079 | 83 |
| | F | 20,067 | 5,664 | 12,387 | 19 | 13 | 1,984 | 44 |
| Gunsan-si | S.T | 31,786 | 4,950 | 24,590 | 44 | 66 | 2,136 | 70 |
| | M | 14,362 | 1,890 | 11,329 | 29 | 44 | 1,070 | 44 |
| | F | 17,424 | 3,060 | 13,261 | 15 | 22 | 1,066 | 26 |
| Iksan-si | S.T | 40,089 | 12,389 | 22,169 | 96 | 50 | 5,385 | 98 |
| | M | 18,207 | 5,255 | 10,214 | 56 | 32 | 2,650 | 73 |
| | F | 21,882 | 7,134 | 11,955 | 40 | 18 | 2,735 | 25 |
| Jeongeup-si | S.T | 18,060 | 4,978 | 11,231 | 43 | 29 | 1,779 | 59 |
| | M | 8,337 | 1,809 | 5,664 | 29 | 20 | 815 | 40 |
| | F | 9,723 | 3,169 | 5,567 | 14 | 9 | 964 | 19 |
| Namwon-si | S.T | 13,106 | 2,558 | 9,296 | 18 | 21 | 1,213 | 48 |
| | M | 5,884 | 892 | 4,368 | 15 | 13 | 596 | 28 |
| | F | 7,222 | 1,666 | 4,928 | 3 | 8 | 617 | 20 |

Note : 1) Based on Resident Registration Address

2) The total excludes patients who were previously diagnosed with cancer

제Ⅱ-3 표

Table Ⅱ-3

Ü Ü

Statistics on Stomach Cancer Screening

| Division | | Total | X Normal | X X X Benign Lesion | X X X Suspected Stomach Cancer | X Stomach Cancer | X Other | X Previously diagnosed with cancer |
|--------------|-----|----------------|---------------|------------------------|---|------------------------|---------------|---|
| Gimje-si | S.T | 13,696 | 4,295 | 7,195 | 36 | 12 | 2,158 | 51 |
| | M | 6,182 | 1,708 | 3,396 | 23 | 8 | 1,047 | 37 |
| | F | 7,514 | 2,587 | 3,799 | 13 | 4 | 1,111 | 14 |
| Wanju-gun | S.T | 12,133 | 4,431 | 6,442 | 40 | 24 | 1,196 | 43 |
| | M | 5,774 | 1,885 | 3,211 | 33 | 16 | 629 | 35 |
| | F | 6,359 | 2,546 | 3,231 | 7 | 8 | 567 | 8 |
| Jinan-gun | S.T | 5,099 | 1,102 | 3,552 | 12 | 3 | 430 | 24 |
| | M | 2,393 | 441 | 1,715 | 7 | 2 | 228 | 20 |
| | F | 2,706 | 661 | 1,837 | 5 | 1 | 202 | 4 |
| Muju-gun | S.T | 4,302 | 1,903 | 2,148 | 1 | 1 | 249 | 20 |
| | M | 1,927 | 755 | 1,043 | 1 | 1 | 127 | 10 |
| | F | 2,375 | 1,148 | 1,105 | - | - | 122 | 10 |
| Jangsu-gun | S.T | 4,161 | 2,240 | 1,465 | 9 | 1 | 446 | 36 |
| | M | 1,926 | 954 | 741 | 5 | - | 226 | 21 |
| | F | 2,235 | 1,286 | 724 | 4 | 1 | 220 | 15 |
| Imsil-gun | S.T | 5,398 | 3,182 | 1,723 | 26 | 11 | 456 | 37 |
| | M | 2,447 | 1,303 | 878 | 15 | 6 | 245 | 27 |
| | F | 2,951 | 1,879 | 845 | 11 | 5 | 211 | 10 |
| Sunchang-gun | S.T | 5,107 | 2,453 | 2,067 | 19 | 5 | 563 | 17 |
| | M | 2,245 | 979 | 964 | 14 | 3 | 285 | 13 |
| | F | 2,862 | 1,474 | 1,103 | 5 | 2 | 278 | 4 |
| Gochang-gun | S.T | 9,260 | 2,972 | 4,868 | 7 | 17 | 1,396 | 24 |
| | M | 4,184 | 1,166 | 2,369 | 6 | 12 | 631 | 11 |
| | F | 5,076 | 1,806 | 2,499 | 1 | 5 | 765 | 13 |
| Buan-gun | S.T | 9,921 | 2,653 | 6,473 | 25 | 14 | 756 | 38 |
| | M | 4,546 | 1,121 | 2,980 | 17 | 11 | 417 | 22 |
| | F | 5,375 | 1,532 | 3,493 | 8 | 3 | 339 | 16 |
| Jeonnam | S.T | 278,624 | 87,408 | 159,597 | 546 | 480 | 30,593 | 698 |
| | M | 125,782 | 32,731 | 77,421 | 329 | 314 | 14,987 | 431 |
| | F | 152,842 | 54,677 | 82,176 | 217 | 166 | 15,606 | 267 |
| Mokpo-si | S.T | 29,311 | 6,220 | 20,102 | 28 | 50 | 2,911 | 46 |
| | M | 13,066 | 2,248 | 9,169 | 19 | 32 | 1,598 | 30 |
| | F | 16,245 | 3,972 | 10,933 | 9 | 18 | 1,313 | 16 |
| Yeosu-si | S.T | 36,112 | 5,987 | 21,358 | 38 | 58 | 8,671 | 97 |
| | M | 16,375 | 2,393 | 9,945 | 25 | 38 | 3,974 | 57 |
| | F | 19,737 | 3,594 | 11,413 | 13 | 20 | 4,697 | 40 |
| Suncheon-si | S.T | 36,645 | 10,644 | 22,017 | 136 | 73 | 3,775 | 59 |
| | M | 16,734 | 3,730 | 11,031 | 76 | 39 | 1,858 | 34 |
| | F | 19,911 | 6,914 | 10,986 | 60 | 34 | 1,917 | 25 |
| Naju-si | S.T | 14,590 | 3,773 | 9,113 | 32 | 30 | 1,642 | 62 |
| | M | 6,662 | 1,450 | 4,345 | 20 | 18 | 829 | 36 |
| | F | 7,928 | 2,323 | 4,768 | 12 | 12 | 813 | 26 |

XX aX X
j aX X X X X

Diagnoses by District and Gender <Cont'd>

XX a
(Unit : Person)

| Division | | Total | X Normal | X X X Benign Lesion | X X X Suspected Stomach Cancer | X Stomach Cancer | X Other | X Previously diagnosed with cancer |
|----------------|-----|--------|-------------|------------------------|---|------------------------|------------|---|
| Gwangyang-si | S.T | 17,472 | 6,513 | 10,067 | 28 | 35 | 829 | 18 |
| | M | 8,021 | 2,560 | 5,013 | 18 | 26 | 404 | 11 |
| | F | 9,451 | 3,953 | 5,054 | 10 | 9 | 425 | 7 |
| Damyang-gun | S.T | 8,328 | 3,188 | 4,302 | 17 | 18 | 803 | 22 |
| | M | 3,882 | 1,250 | 2,216 | 7 | 16 | 393 | 13 |
| | F | 4,446 | 1,938 | 2,086 | 10 | 2 | 410 | 9 |
| Gokseong-gun | S.T | 5,805 | 2,890 | 2,308 | 8 | 12 | 587 | 16 |
| | M | 2,588 | 1,061 | 1,210 | 4 | 10 | 303 | 8 |
| | F | 3,217 | 1,829 | 1,098 | 4 | 2 | 284 | 8 |
| Gurye-gun | S.T | 5,172 | 2,135 | 2,612 | 10 | 10 | 405 | 7 |
| | M | 2,269 | 684 | 1,347 | 8 | 7 | 223 | 7 |
| | F | 2,903 | 1,451 | 1,265 | 2 | 3 | 182 | - |
| Goheung-gun | S.T | 12,705 | 3,416 | 8,336 | 24 | 38 | 891 | 19 |
| | M | 5,690 | 1,264 | 3,951 | 16 | 27 | 432 | 14 |
| | F | 7,015 | 2,152 | 4,385 | 8 | 11 | 459 | 5 |
| Boseong-gun | S.T | 8,777 | 1,806 | 6,243 | 23 | 16 | 689 | 38 |
| | M | 3,874 | 654 | 2,872 | 12 | 9 | 327 | 20 |
| | F | 4,903 | 1,152 | 3,371 | 11 | 7 | 362 | 18 |
| Hwasun-gun | S.T | 10,246 | 3,483 | 6,071 | 15 | 19 | 658 | 26 |
| | M | 4,524 | 1,288 | 2,895 | 9 | 12 | 320 | 14 |
| | F | 5,722 | 2,195 | 3,176 | 6 | 7 | 338 | 12 |
| Jangheung-gun | S.T | 7,155 | 3,749 | 2,737 | 19 | 8 | 642 | 25 |
| | M | 3,113 | 1,424 | 1,380 | 11 | 4 | 294 | 16 |
| | F | 4,042 | 2,325 | 1,357 | 8 | 4 | 348 | 9 |
| Gangjin-gun | S.T | 6,512 | 2,628 | 3,500 | 16 | 7 | 361 | 20 |
| | M | 2,765 | 904 | 1,692 | 11 | 6 | 152 | 13 |
| | F | 3,747 | 1,724 | 1,808 | 5 | 1 | 209 | 7 |
| Haenam-gun | S.T | 13,573 | 5,583 | 7,179 | 21 | 20 | 770 | 45 |
| | M | 5,966 | 2,069 | 3,489 | 14 | 16 | 378 | 30 |
| | F | 7,607 | 3,514 | 3,690 | 7 | 4 | 392 | 15 |
| Yeongam-gun | S.T | 9,038 | 4,165 | 3,993 | 15 | 15 | 850 | 15 |
| | M | 3,938 | 1,527 | 1,937 | 11 | 8 | 455 | 9 |
| | F | 5,100 | 2,638 | 2,056 | 4 | 7 | 395 | 6 |
| Muan-gun | S.T | 11,104 | 4,265 | 5,189 | 33 | 11 | 1,606 | 30 |
| | M | 5,106 | 1,650 | 2,622 | 20 | 6 | 808 | 19 |
| | F | 5,998 | 2,615 | 2,567 | 13 | 5 | 798 | 11 |
| Hampyeong-gun | S.T | 6,667 | 2,156 | 3,711 | 11 | 10 | 779 | 28 |
| | M | 3,062 | 804 | 1,835 | 4 | 8 | 411 | 19 |
| | F | 3,605 | 1,352 | 1,876 | 7 | 2 | 368 | 9 |
| Yeonggwang-gun | S.T | 8,450 | 1,254 | 6,432 | 14 | 12 | 738 | 10 |
| | M | 3,860 | 475 | 2,982 | 13 | 7 | 383 | 6 |
| | F | 4,590 | 779 | 3,450 | 1 | 5 | 355 | 4 |

Note : 1) Based on Resident Registration Address

2) The total excludes patients who were previously diagnosed with cancer

제Ⅱ-3 표

Table Ⅱ-3

Ü Ü

Statistics on Stomach Cancer Screening

| Division | | Total | X Normal | X X X Benign Lesion | X X X Suspected Stomach Cancer | X Stomach Cancer | X Other | X Previously diagnosed with cancer |
|---------------------|------------|----------------|---------------|------------------------|---|------------------------|---------------|---|
| Jangseong-gun | S.T | 7,995 | 2,266 | 4,209 | 17 | 18 | 1,485 | 26 |
| | M | 3,824 | 959 | 2,205 | 8 | 12 | 640 | 19 |
| | F | 4,171 | 1,307 | 2,004 | 9 | 6 | 845 | 7 |
| Wando-gun | S.T | 9,209 | 4,674 | 4,076 | 29 | 7 | 423 | 40 |
| | M | 4,236 | 1,870 | 2,113 | 14 | 4 | 235 | 30 |
| | F | 4,973 | 2,804 | 1,963 | 15 | 3 | 188 | 10 |
| Jindo-gun | S.T | 5,434 | 3,078 | 2,011 | 4 | 3 | 338 | 14 |
| | M | 2,343 | 1,130 | 1,038 | 2 | 2 | 171 | 5 |
| | F | 3,091 | 1,948 | 973 | 2 | 1 | 167 | 9 |
| Sinan-gun | S.T | 8,324 | 3,535 | 4,031 | 8 | 10 | 740 | 35 |
| | M | 3,884 | 1,337 | 2,134 | 7 | 7 | 399 | 21 |
| | F | 4,440 | 2,198 | 1,897 | 1 | 3 | 341 | 14 |
| Gyeongbuk | S.T | 351,263 | 80,370 | 210,774 | 526 | 581 | 59,012 | 1,206 |
| | M | 156,958 | 31,041 | 96,502 | 330 | 402 | 28,683 | 824 |
| | F | 194,305 | 49,329 | 114,272 | 196 | 179 | 30,329 | 382 |
| Pohang-si Nam-gu | S.T | 28,093 | 4,753 | 21,092 | 35 | 60 | 2,153 | 102 |
| | M | 12,554 | 1,886 | 9,565 | 21 | 43 | 1,039 | 71 |
| | F | 15,539 | 2,867 | 11,527 | 14 | 17 | 1,114 | 31 |
| Pohang-si Buk-gu | S.T | 29,909 | 4,413 | 21,988 | 29 | 56 | 3,423 | 115 |
| | M | 13,132 | 1,627 | 9,787 | 19 | 35 | 1,664 | 72 |
| | F | 16,777 | 2,786 | 12,201 | 10 | 21 | 1,759 | 43 |
| Gyeongju-si | S.T | 35,153 | 7,463 | 18,978 | 48 | 62 | 8,602 | 108 |
| | M | 15,688 | 2,717 | 8,777 | 28 | 41 | 4,125 | 83 |
| | F | 19,465 | 4,746 | 10,201 | 20 | 21 | 4,477 | 25 |
| Gimcheon-si | S.T | 20,477 | 2,246 | 12,435 | 37 | 29 | 5,730 | 38 |
| | M | 9,076 | 861 | 5,463 | 25 | 23 | 2,704 | 30 |
| | F | 11,401 | 1,385 | 6,972 | 12 | 6 | 3,026 | 8 |
| Andong-si | S.T | 23,774 | 5,589 | 10,500 | 42 | 45 | 7,598 | 80 |
| | M | 10,607 | 2,263 | 4,633 | 26 | 31 | 3,654 | 59 |
| | F | 13,167 | 3,326 | 5,867 | 16 | 14 | 3,944 | 21 |
| Gumi-si | S.T | 36,378 | 5,466 | 28,516 | 29 | 50 | 2,317 | 89 |
| | M | 16,024 | 1,856 | 12,977 | 19 | 30 | 1,142 | 52 |
| | F | 20,354 | 3,610 | 15,539 | 10 | 20 | 1,175 | 37 |
| Yeongju-si | S.T | 17,084 | 5,237 | 8,750 | 38 | 30 | 3,029 | 58 |
| | M | 7,796 | 2,093 | 4,166 | 20 | 24 | 1,493 | 41 |
| | F | 9,288 | 3,144 | 4,584 | 18 | 6 | 1,536 | 17 |
| Yeongcheon-si | S.T | 14,968 | 4,202 | 8,742 | 15 | 15 | 1,994 | 62 |
| | M | 6,841 | 1,754 | 3,972 | 9 | 8 | 1,098 | 39 |
| | F | 8,127 | 2,448 | 4,770 | 6 | 7 | 896 | 23 |
| Sangju-si | S.T | 16,977 | 2,860 | 12,956 | 11 | 31 | 1,119 | 52 |
| | M | 7,531 | 1,093 | 5,818 | 5 | 23 | 592 | 37 |
| | F | 9,446 | 1,767 | 7,138 | 6 | 8 | 527 | 15 |

XX aX X
j aX X X X X

Diagnoses by District and Gender <Cont'd>

XX a
(Unit : Person)

| Division | | Total | X Normal | X X X Benign Lesion | X X X Suspected Stomach Cancer | X Stomach Cancer | X Other | X Previously diagnosed with cancer |
|----------------|-----|--------|-------------|------------------------|---|------------------------|------------|---|
| Mungyeong-si | S.T | 12,610 | 1,912 | 9,842 | 20 | 25 | 811 | 79 |
| | M | 5,573 | 681 | 4,432 | 15 | 20 | 425 | 51 |
| | F | 7,037 | 1,231 | 5,410 | 5 | 5 | 386 | 28 |
| Gyeongsan-si | S.T | 28,557 | 4,843 | 16,062 | 46 | 33 | 7,573 | 48 |
| | M | 12,797 | 1,919 | 7,461 | 30 | 25 | 3,362 | 29 |
| | F | 15,760 | 2,924 | 8,601 | 16 | 8 | 4,211 | 19 |
| Gunwi-gun | S.T | 4,764 | 1,422 | 2,876 | 6 | 8 | 452 | 12 |
| | M | 2,227 | 560 | 1,397 | 4 | 4 | 262 | 9 |
| | F | 2,537 | 862 | 1,479 | 2 | 4 | 190 | 3 |
| Uiseong-gun | S.T | 11,253 | 4,259 | 4,276 | 60 | 18 | 2,640 | 59 |
| | M | 5,023 | 1,599 | 2,045 | 46 | 10 | 1,323 | 44 |
| | F | 6,230 | 2,660 | 2,231 | 14 | 8 | 1,317 | 15 |
| Cheongsong-gun | S.T | 5,141 | 2,249 | 1,771 | 9 | 4 | 1,108 | 23 |
| | M | 2,268 | 943 | 779 | 5 | 2 | 539 | 14 |
| | F | 2,873 | 1,306 | 992 | 4 | 2 | 569 | 9 |
| Yeongyang-gun | S.T | 3,231 | 1,110 | 1,286 | 8 | 5 | 822 | 20 |
| | M | 1,464 | 422 | 614 | 4 | 4 | 420 | 17 |
| | F | 1,767 | 688 | 672 | 4 | 1 | 402 | 3 |
| Yeongdeok-gun | S.T | 6,356 | 3,203 | 2,585 | 8 | 13 | 547 | 40 |
| | M | 2,614 | 1,244 | 1,084 | 7 | 6 | 273 | 25 |
| | F | 3,742 | 1,959 | 1,501 | 1 | 7 | 274 | 15 |
| Cheongdo-gun | S.T | 8,156 | 2,673 | 4,559 | 11 | 11 | 902 | 20 |
| | M | 3,681 | 1,032 | 2,174 | 6 | 8 | 461 | 12 |
| | F | 4,475 | 1,641 | 2,385 | 5 | 3 | 441 | 8 |
| Goryeong-gun | S.T | 5,541 | 2,000 | 2,634 | 8 | 10 | 889 | 12 |
| | M | 2,546 | 785 | 1,283 | 4 | 7 | 467 | 5 |
| | F | 2,995 | 1,215 | 1,351 | 4 | 3 | 422 | 7 |
| Seongju-gun | S.T | 7,863 | 3,142 | 3,296 | 4 | 15 | 1,406 | 26 |
| | M | 3,527 | 1,234 | 1,548 | 4 | 15 | 726 | 17 |
| | F | 4,336 | 1,908 | 1,748 | - | - | 680 | 9 |
| Chilgok-gun | S.T | 12,398 | 3,095 | 7,924 | 15 | 27 | 1,337 | 43 |
| | M | 5,729 | 1,127 | 3,904 | 8 | 17 | 673 | 33 |
| | F | 6,669 | 1,968 | 4,020 | 7 | 10 | 664 | 10 |
| Yecheon-gun | S.T | 9,063 | 2,850 | 4,017 | 16 | 18 | 2,162 | 57 |
| | M | 4,169 | 1,200 | 1,879 | 8 | 12 | 1,070 | 44 |
| | F | 4,894 | 1,650 | 2,138 | 8 | 6 | 1,092 | 13 |
| Bonghwa-gun | S.T | 6,005 | 2,316 | 2,510 | 12 | 3 | 1,164 | 22 |
| | M | 2,816 | 971 | 1,241 | 6 | 3 | 595 | 15 |
| | F | 3,189 | 1,345 | 1,269 | 6 | - | 569 | 7 |
| Uljin-gun | S.T | 6,165 | 2,733 | 2,566 | 15 | 12 | 839 | 33 |
| | M | 2,651 | 1,057 | 1,191 | 8 | 10 | 385 | 20 |
| | F | 3,514 | 1,676 | 1,375 | 7 | 2 | 454 | 13 |

Note : 1) Based on Resident Registration Address

2) The total excludes patients who were previously diagnosed with cancer

제Ⅱ-3 표

Ü Ü

Table Ⅱ-3

Statistics on Stomach Cancer Screening

| Division | | Total | X Normal | X X X Benign Lesion | X X X Suspected Stomach Cancer | X Stomach Cancer | X Other | X Previously diagnosed with cancer |
|-------------------------------|-----|---------|-------------|------------------------|---|------------------------|------------|---|
| Ulleung-gun | S.T | 1,347 | 334 | 613 | 4 | 1 | 395 | 8 |
| | M | 624 | 117 | 312 | 3 | 1 | 191 | 5 |
| | F | 723 | 217 | 301 | 1 | - | 204 | 3 |
| Gyeongnam | S.T | 372,096 | 70,410 | 256,809 | 511 | 564 | 43,802 | 715 |
| | M | 164,411 | 24,358 | 117,930 | 327 | 393 | 21,403 | 441 |
| | F | 207,685 | 46,052 | 138,879 | 184 | 171 | 22,399 | 274 |
| Changwon-si Uichang-gu | S.T | 25,983 | 4,831 | 19,897 | 28 | 35 | 1,192 | 33 |
| | M | 11,402 | 1,709 | 9,016 | 15 | 28 | 634 | 26 |
| | F | 14,581 | 3,122 | 10,881 | 13 | 7 | 558 | 7 |
| Changwon-si Seongsan-gu | S.T | 20,413 | 3,145 | 16,156 | 18 | 36 | 1,058 | 11 |
| | M | 8,742 | 999 | 7,150 | 11 | 22 | 560 | 7 |
| | F | 11,671 | 2,146 | 9,006 | 7 | 14 | 498 | 4 |
| Changwon-si Masanhappo-gu | S.T | 21,017 | 3,013 | 14,505 | 18 | 34 | 3,447 | 34 |
| | M | 9,148 | 828 | 6,671 | 11 | 21 | 1,617 | 19 |
| | F | 11,869 | 2,185 | 7,834 | 7 | 13 | 1,830 | 15 |
| Changwon-si MasanHoewon-gu | S.T | 24,856 | 3,858 | 18,615 | 31 | 32 | 2,320 | 36 |
| | M | 10,799 | 964 | 8,684 | 18 | 22 | 1,111 | 18 |
| | F | 14,057 | 2,894 | 9,931 | 13 | 10 | 1,209 | 18 |
| Changwon-si Jinhae-gu | S.T | 16,590 | 1,601 | 12,023 | 23 | 29 | 2,914 | 28 |
| | M | 7,466 | 589 | 5,325 | 17 | 17 | 1,518 | 13 |
| | F | 9,124 | 1,012 | 6,698 | 6 | 12 | 1,396 | 15 |
| Jinju-si | S.T | 41,192 | 4,993 | 29,481 | 49 | 63 | 6,606 | 78 |
| | M | 18,119 | 1,566 | 13,403 | 35 | 43 | 3,072 | 46 |
| | F | 23,073 | 3,427 | 16,078 | 14 | 20 | 3,534 | 32 |
| Tongyeong-si | S.T | 15,831 | 1,929 | 12,849 | 31 | 20 | 1,002 | 37 |
| | M | 7,078 | 728 | 5,770 | 17 | 11 | 552 | 24 |
| | F | 8,753 | 1,201 | 7,079 | 14 | 9 | 450 | 13 |
| Sacheon-si | S.T | 13,531 | 2,226 | 9,535 | 18 | 24 | 1,728 | 40 |
| | M | 5,958 | 691 | 4,353 | 11 | 16 | 887 | 24 |
| | F | 7,573 | 1,535 | 5,182 | 7 | 8 | 841 | 16 |
| Gimhae-si | S.T | 52,659 | 6,062 | 41,984 | 54 | 73 | 4,486 | 87 |
| | M | 23,934 | 2,231 | 19,363 | 36 | 53 | 2,251 | 56 |
| | F | 28,725 | 3,831 | 22,621 | 18 | 20 | 2,235 | 31 |
| Miryang-si | S.T | 14,805 | 3,476 | 8,259 | 28 | 25 | 3,017 | 25 |
| | M | 6,358 | 1,150 | 3,922 | 20 | 17 | 1,249 | 14 |
| | F | 8,447 | 2,326 | 4,337 | 8 | 8 | 1,768 | 11 |
| Geoje-si | S.T | 20,904 | 3,047 | 14,327 | 18 | 28 | 3,484 | 29 |
| | M | 9,643 | 1,124 | 6,628 | 12 | 19 | 1,860 | 17 |
| | F | 11,261 | 1,923 | 7,699 | 6 | 9 | 1,624 | 12 |
| Yangsan-si | S.T | 27,600 | 7,648 | 16,893 | 39 | 54 | 2,966 | 72 |
| | M | 12,348 | 2,785 | 7,986 | 28 | 44 | 1,505 | 44 |
| | F | 15,252 | 4,863 | 8,907 | 11 | 10 | 1,461 | 28 |

XX aX X
j aX X X X X

Diagnoses by District and Gender <Cont'd>

| | | XX a (Unit : Person) | | | | | | |
|-----------------|-----|-------------------------|---------------|------------------------|---|------------------------|---------------|---|
| Division | | Total | X Normal | X X X Benign Lesion | X X X Suspected Stomach Cancer | X Stomach Cancer | X Other | X Previously diagnosed with cancer |
| Uiryeong-gun | S.T | 4,429 | 1,775 | 2,249 | 12 | 4 | 389 | 14 |
| | M | 1,897 | 564 | 1,130 | 8 | 4 | 191 | 11 |
| | F | 2,532 | 1,211 | 1,119 | 4 | - | 198 | 3 |
| Haman-gun | S.T | 8,419 | 2,330 | 4,714 | 11 | 10 | 1,354 | 21 |
| | M | 3,819 | 723 | 2,388 | 7 | 8 | 693 | 12 |
| | F | 4,600 | 1,607 | 2,326 | 4 | 2 | 661 | 9 |
| Changnyeong-gun | S.T | 9,059 | 3,321 | 4,638 | 19 | 17 | 1,064 | 14 |
| | M | 3,921 | 1,155 | 2,191 | 13 | 11 | 551 | 8 |
| | F | 5,138 | 2,166 | 2,447 | 6 | 6 | 513 | 6 |
| Goseong-gun | S.T | 7,853 | 2,115 | 5,115 | 15 | 9 | 599 | 18 |
| | M | 3,485 | 781 | 2,386 | 10 | 9 | 299 | 13 |
| | F | 4,368 | 1,334 | 2,729 | 5 | - | 300 | 5 |
| Namhae-gun | S.T | 8,439 | 2,294 | 5,192 | 27 | 14 | 912 | 31 |
| | M | 3,494 | 818 | 2,240 | 18 | 11 | 407 | 22 |
| | F | 4,945 | 1,476 | 2,952 | 9 | 3 | 505 | 9 |
| Hadong-gun | S.T | 8,225 | 2,623 | 3,279 | 12 | 17 | 2,294 | 21 |
| | M | 3,615 | 1,052 | 1,577 | 9 | 12 | 965 | 15 |
| | F | 4,610 | 1,571 | 1,702 | 3 | 5 | 1,329 | 6 |
| Sancheong-gun | S.T | 5,815 | 1,970 | 3,013 | 12 | 4 | 816 | 15 |
| | M | 2,694 | 818 | 1,466 | 9 | 2 | 399 | 11 |
| | F | 3,121 | 1,152 | 1,547 | 3 | 2 | 417 | 4 |
| Hamyang-gun | S.T | 6,926 | 1,880 | 4,179 | 5 | 14 | 848 | 13 |
| | M | 3,002 | 737 | 1,863 | 3 | 7 | 392 | 7 |
| | F | 3,924 | 1,143 | 2,316 | 2 | 7 | 456 | 6 |
| Geochang-gun | S.T | 9,175 | 2,775 | 5,738 | 14 | 17 | 631 | 34 |
| | M | 3,910 | 1,010 | 2,524 | 7 | 13 | 356 | 22 |
| | F | 5,265 | 1,765 | 3,214 | 7 | 4 | 275 | 12 |
| Hapcheon-gun | S.T | 8,375 | 3,498 | 4,168 | 29 | 5 | 675 | 24 |
| | M | 3,579 | 1,336 | 1,894 | 12 | 3 | 334 | 12 |
| | F | 4,796 | 2,162 | 2,274 | 17 | 2 | 341 | 12 |
| Jeju | S.T | 62,213 | 17,867 | 31,991 | 42 | 62 | 12,251 | 107 |
| | M | 27,807 | 6,798 | 15,178 | 31 | 41 | 5,759 | 79 |
| | F | 34,406 | 11,069 | 16,813 | 11 | 21 | 6,492 | 28 |
| Jeju-si | S.T | 44,349 | 13,181 | 21,197 | 23 | 45 | 9,903 | 63 |
| | M | 19,691 | 4,955 | 10,068 | 18 | 31 | 4,619 | 49 |
| | F | 24,658 | 8,226 | 11,129 | 5 | 14 | 5,284 | 14 |
| Seogwipo-si | S.T | 17,864 | 4,686 | 10,794 | 19 | 17 | 2,348 | 44 |
| | M | 8,116 | 1,843 | 5,110 | 13 | 10 | 1,140 | 30 |
| | F | 9,748 | 2,843 | 5,684 | 6 | 7 | 1,208 | 14 |

Note : 1) Based on Resident Registration Address

2) The total excludes patients who were previously diagnosed with cancer

제Ⅱ-4 표

Table Ⅱ-4

Statistics on Stomach Cancer Screening

| Division | | Total | X Normal | X X X Benign Lesion |
|---------------------------|-----|------------------|------------------|------------------------|
| Total | | 5,802,482 | 1,123,067 | 3,944,318 |
| M | | 2,599,461 | 415,043 | 1,829,702 |
| F | | 3,203,021 | 708,024 | 2,114,616 |
| lh 이 ll | S.T | 1,061,053 | 206,545 | 727,585 |
| | M | 472,871 | 75,799 | 337,449 |
| | F | 588,182 | 130,746 | 390,136 |
| lm 이 lq | S.T | 687,705 | 123,300 | 479,140 |
| | M | 311,545 | 45,267 | 225,080 |
| | F | 376,160 | 78,033 | 254,060 |
| nh 이 nl | S.T | 1,167,184 | 191,292 | 827,951 |
| | M | 508,482 | 67,503 | 371,497 |
| | F | 658,702 | 123,789 | 456,454 |
| nm 이 nq | S.T | 729,211 | 118,513 | 517,447 |
| | M | 329,496 | 43,159 | 240,783 |
| | F | 399,715 | 75,354 | 276,664 |
| nh 이 nl | S.T | 847,331 | 147,439 | 589,968 |
| | M | 385,550 | 55,497 | 275,706 |
| | F | 461,781 | 91,942 | 314,262 |
| nm 이 nq | S.T | 442,487 | 88,974 | 296,339 |
| | M | 203,012 | 33,838 | 140,703 |
| | F | 239,475 | 55,136 | 155,636 |
| oh 이 ol | S.T | 552,674 | 140,004 | 339,754 |
| | M | 251,206 | 53,315 | 161,658 |
| | F | 301,468 | 86,689 | 178,096 |
| om 이 oq | S.T | 201,693 | 64,962 | 110,255 |
| | M | 88,754 | 24,402 | 51,545 |
| | F | 112,939 | 40,560 | 58,710 |
| ph 이 pl | S.T | 96,216 | 35,022 | 48,307 |
| | M | 40,610 | 13,240 | 21,524 |
| | F | 55,606 | 21,782 | 26,783 |
| pnX XX X X 85 and over | S.T | 16,928 | 7,016 | 7,572 |
| | M | 7,935 | 3,023 | 3,757 |
| | F | 8,993 | 3,993 | 3,815 |

XX aX X
j aX X X X X

Diagnoses by Age and Gender

XX a
(Unit : Person)

| X X X Suspected Stomach Cancer | X Stomach Cancer | X Other | X Previously diagnosed with cancer |
|-----------------------------------|------------------------|----------------|---------------------------------------|
| 8,149 | 8,440 | 718,508 | 11,569 |
| 5,371 | 5,758 | 343,587 | 7,718 |
| 2,778 | 2,682 | 374,921 | 3,851 |
| 499 | 542 | 125,882 | 331 |
| 310 | 268 | 59,045 | 151 |
| 189 | 274 | 66,837 | 180 |
| 486 | 487 | 84,292 | 410 |
| 340 | 295 | 40,563 | 223 |
| 146 | 192 | 43,729 | 187 |
| 1,098 | 1,226 | 145,617 | 1,084 |
| 729 | 803 | 67,950 | 619 |
| 369 | 423 | 77,667 | 465 |
| 857 | 1,055 | 91,339 | 1,124 |
| 605 | 777 | 44,172 | 732 |
| 252 | 278 | 47,167 | 392 |
| 1,338 | 1,534 | 107,052 | 2,025 |
| 961 | 1,155 | 52,231 | 1,379 |
| 377 | 379 | 54,821 | 646 |
| 945 | 973 | 55,256 | 1,649 |
| 653 | 710 | 27,108 | 1,142 |
| 292 | 263 | 28,148 | 507 |
| 1,534 | 1,447 | 69,935 | 2,887 |
| 987 | 1,009 | 34,237 | 2,049 |
| 547 | 438 | 35,698 | 838 |
| 805 | 726 | 24,945 | 1,368 |
| 481 | 490 | 11,836 | 955 |
| 324 | 236 | 13,109 | 413 |
| 475 | 360 | 12,052 | 594 |
| 246 | 210 | 5,390 | 392 |
| 229 | 150 | 6,662 | 202 |
| 112 | 90 | 2,138 | 97 |
| 59 | 41 | 1,055 | 76 |
| 53 | 49 | 1,083 | 21 |

Note : 1) Based on Age at the End of the Year

2) The total excludes patients who were previously diagnosed with cancer

| Division | | Total | Fecal Occult Blood Test (FOBT) | | Normal |
|----------|-------|-----------|--------------------------------|----------|--------|
| | | | Negative | Positive | |
| Total | Total | 3,705,933 | 3,491,255 | 214,678 | 27,176 |
| | M | 1,679,722 | 1,565,316 | 114,406 | 11,827 |
| | F | 2,026,211 | 1,925,939 | 100,272 | 15,349 |
| Seoul | S.T | 767,436 | 722,642 | 44,794 | 4,554 |
| | M | 340,402 | 316,794 | 23,608 | 1,868 |
| | F | 427,034 | 405,848 | 21,186 | 2,686 |
| Busan | S.T | 269,815 | 256,644 | 13,171 | 1,697 |
| | M | 122,712 | 115,635 | 7,077 | 679 |
| | F | 147,103 | 141,009 | 6,094 | 1,018 |
| Daegu | S.T | 153,612 | 147,885 | 5,727 | 507 |
| | M | 68,264 | 65,235 | 3,029 | 205 |
| | F | 85,348 | 82,650 | 2,698 | 302 |
| Incheon | S.T | 193,532 | 182,000 | 11,532 | 1,093 |
| | M | 86,925 | 80,735 | 6,190 | 499 |
| | F | 106,607 | 101,265 | 5,342 | 594 |
| Gwangju | S.T | 91,221 | 86,632 | 4,589 | 1,008 |
| | M | 42,636 | 40,039 | 2,597 | 487 |
| | F | 48,585 | 46,593 | 1,992 | 521 |
| Daejeon | S.T | 106,921 | 101,264 | 5,657 | 908 |
| | M | 51,019 | 47,847 | 3,172 | 430 |
| | F | 55,902 | 53,417 | 2,485 | 478 |
| Ulsan | S.T | 62,774 | 60,562 | 2,212 | 146 |
| | M | 28,974 | 27,807 | 1,167 | 53 |
| | F | 33,800 | 32,755 | 1,045 | 93 |
| Sejong | S.T | 7,974 | 7,661 | 313 | 28 |
| | M | 3,781 | 3,597 | 184 | 14 |
| | F | 4,193 | 4,064 | 129 | 14 |
| Gyeonggi | S.T | 810,868 | 751,033 | 59,835 | 7,639 |
| | M | 370,600 | 338,896 | 31,704 | 3,298 |
| | F | 440,268 | 412,137 | 28,131 | 4,341 |
| Gangwon | S.T | 140,488 | 131,940 | 8,548 | 1,028 |
| | M | 64,551 | 60,128 | 4,423 | 436 |
| | F | 75,937 | 71,812 | 4,125 | 592 |
| Chungbuk | S.T | 125,746 | 119,336 | 6,410 | 1,045 |
| | M | 58,678 | 55,211 | 3,467 | 490 |
| | F | 67,068 | 64,125 | 2,943 | 555 |
| Chungnam | S.T | 155,909 | 146,377 | 9,532 | 1,153 |
| | M | 71,463 | 66,370 | 5,093 | 549 |
| | F | 84,446 | 80,007 | 4,439 | 604 |
| Jeonbuk | S.T | 163,549 | 156,278 | 7,271 | 1,228 |
| | M | 74,480 | 70,621 | 3,859 | 553 |
| | F | 89,069 | 85,657 | 3,412 | 675 |
| Jeonnam | S.T | 173,927 | 161,166 | 12,761 | 2,730 |
| | M | 78,781 | 71,918 | 6,863 | 1,213 |
| | F | 95,146 | 89,248 | 5,898 | 1,517 |

XX aX

X

X aX

X

X

X

X

X

X

X

X

X

X

a

Diagnoses by District and Gender

XX a
(Unit : Person)

| XXX X X X X X X Double Contrast Barium Enema or Colonoscopy Exam | | | | |
|---|-------------------------------------|-------------------|---------------|--|
| Benign Lesion | X Suspected Colorectal Cancer | Colorectal Cancer | Other | X Previously diagnosed with cancer |
| 52,686 | 966 | 2,730 | 19,021 | 1,606 |
| 31,931 | 654 | 1,827 | 9,143 | 939 |
| 20,755 | 312 | 903 | 9,878 | 667 |
| 10,558 | 195 | 620 | 3,046 | 293 |
| 6,292 | 137 | 408 | 1,337 | 159 |
| 4,266 | 58 | 212 | 1,709 | 134 |
| 4,254 | 84 | 197 | 1,311 | 115 |
| 2,543 | 57 | 151 | 585 | 76 |
| 1,711 | 27 | 46 | 726 | 39 |
| 1,307 | 30 | 89 | 599 | 69 |
| 805 | 19 | 61 | 288 | 42 |
| 502 | 11 | 28 | 311 | 27 |
| 2,553 | 44 | 137 | 1,059 | 44 |
| 1,530 | 36 | 86 | 476 | 27 |
| 1,023 | 8 | 51 | 583 | 17 |
| 1,114 | 19 | 60 | 237 | 26 |
| 720 | 14 | 42 | 120 | 17 |
| 394 | 5 | 18 | 117 | 9 |
| 1,524 | 11 | 95 | 833 | 68 |
| 1,002 | 5 | 63 | 451 | 38 |
| 522 | 6 | 32 | 382 | 30 |
| 396 | 21 | 34 | 179 | 37 |
| 252 | 10 | 26 | 73 | 19 |
| 144 | 11 | 8 | 106 | 18 |
| 86 | 1 | 10 | 26 | 6 |
| 61 | – | 7 | 11 | 4 |
| 25 | 1 | 3 | 15 | 2 |
| 15,016 | 237 | 664 | 5,576 | 404 |
| 9,049 | 148 | 427 | 2,641 | 224 |
| 5,967 | 89 | 237 | 2,935 | 180 |
| 1,348 | 44 | 109 | 900 | 28 |
| 835 | 31 | 67 | 426 | 17 |
| 513 | 13 | 42 | 474 | 11 |
| 1,657 | 29 | 98 | 471 | 55 |
| 1,033 | 23 | 64 | 250 | 36 |
| 624 | 6 | 34 | 221 | 19 |
| 2,279 | 39 | 100 | 855 | 69 |
| 1,332 | 27 | 65 | 450 | 34 |
| 947 | 12 | 35 | 405 | 35 |
| 1,609 | 47 | 94 | 649 | 82 |
| 1,015 | 30 | 72 | 336 | 44 |
| 594 | 17 | 22 | 313 | 38 |
| 4,209 | 53 | 134 | 1,164 | 60 |
| 2,595 | 36 | 88 | 565 | 36 |
| 1,614 | 17 | 46 | 599 | 24 |

Note : 1) Based on Resident Registration Address

2) The total is based on the Fecal Occult Blood Test (FOBT)

(individuals diagnosed as positive receive a Double Contrast Barium Enema or a colonoscopy exam according to their preference)

제Ⅱ-5 표

Table Ⅱ-5

Ü Ü

Statistics on Colorectal Cancer Screening

| Division | | Total | Fecal Occult Blood Test (FOBT) | | Normal |
|---------------|-----|----------------|--------------------------------|---------------|--------------|
| | | | Negative | Positive | |
| Gyeongbuk | S.T | 221,298 | 210,432 | 10,866 | 1,046 |
| | M | 98,531 | 92,706 | 5,825 | 469 |
| | F | 122,767 | 117,726 | 5,041 | 577 |
| Gyeongnam | S.T | 221,891 | 211,665 | 10,226 | 1,310 |
| | M | 100,700 | 95,226 | 5,474 | 565 |
| | F | 121,191 | 116,439 | 4,752 | 745 |
| Jeju | S.T | 38,972 | 37,738 | 1,234 | 56 |
| | M | 17,225 | 16,551 | 674 | 19 |
| | F | 21,747 | 21,187 | 560 | 37 |
| Seoul | S.T | 767,436 | 722,642 | 44,794 | 4,554 |
| | M | 340,402 | 316,794 | 23,608 | 1,868 |
| | F | 427,034 | 405,848 | 21,186 | 2,686 |
| Jongno-gu | S.T | 12,764 | 12,156 | 608 | 64 |
| | M | 5,558 | 5,233 | 325 | 29 |
| | F | 7,206 | 6,923 | 283 | 35 |
| Jung-gu | S.T | 9,982 | 9,571 | 411 | 49 |
| | M | 4,299 | 4,068 | 231 | 19 |
| | F | 5,683 | 5,503 | 180 | 30 |
| Yongsan-gu | S.T | 16,692 | 15,953 | 739 | 65 |
| | M | 7,077 | 6,698 | 379 | 28 |
| | F | 9,615 | 9,255 | 360 | 37 |
| Seongdong-gu | S.T | 19,992 | 18,986 | 1,006 | 122 |
| | M | 8,792 | 8,266 | 526 | 47 |
| | F | 11,200 | 10,720 | 480 | 75 |
| Gwangjin-gu | S.T | 25,558 | 23,937 | 1,621 | 158 |
| | M | 11,527 | 10,657 | 870 | 65 |
| | F | 14,031 | 13,280 | 751 | 93 |
| Dongdaemun-gu | S.T | 27,012 | 25,892 | 1,120 | 100 |
| | M | 11,990 | 11,359 | 631 | 36 |
| | F | 15,022 | 14,533 | 489 | 64 |
| Jungnang-gu | S.T | 35,622 | 33,734 | 1,888 | 218 |
| | M | 16,045 | 15,082 | 963 | 85 |
| | F | 19,577 | 18,652 | 925 | 133 |
| Seongbuk-gu | S.T | 36,886 | 35,023 | 1,863 | 249 |
| | M | 16,228 | 15,221 | 1,007 | 103 |
| | F | 20,658 | 19,802 | 856 | 146 |
| Gangbuk-gu | S.T | 31,182 | 29,203 | 1,979 | 157 |
| | M | 13,422 | 12,435 | 987 | 63 |
| | F | 17,760 | 16,768 | 992 | 94 |
| Dobong-gu | S.T | 32,219 | 30,708 | 1,511 | 135 |
| | M | 14,454 | 13,607 | 847 | 75 |
| | F | 17,765 | 17,101 | 664 | 60 |
| Nowon-gu | | 46,334 | 44,449 | 1,885 | 220 |
| | M | 20,327 | 19,292 | 1,035 | 100 |
| | F | 26,007 | 25,157 | 850 | 120 |

XX aX X
 X aX X X X X X X X X X a

Diagnoses by District and Gender <Cont'd>

XX a
(Unit : Person)

| XXX X X X X X X Double Contrast Barium Enema or Colonoscopy Exam | | | | |
|---|-------------------------------------|-------------------|--------------|--|
| Benign Lesion | X Suspected Colorectal Cancer | Colorectal Cancer | Other | X Previously diagnosed with cancer |
| 2,171 | 42 | 137 | 1,116 | 144 |
| 1,255 | 28 | 100 | 614 | 96 |
| 916 | 14 | 37 | 502 | 48 |
| 2,365 | 61 | 127 | 765 | 96 |
| 1,465 | 45 | 84 | 392 | 63 |
| 900 | 16 | 43 | 373 | 33 |
| 240 | 9 | 25 | 235 | 10 |
| 147 | 8 | 16 | 128 | 7 |
| 93 | 1 | 9 | 107 | 3 |
| 10,558 | 195 | 620 | 3,046 | 293 |
| 6,292 | 137 | 408 | 1,337 | 159 |
| 4,266 | 58 | 212 | 1,709 | 134 |
| 142 | 3 | 8 | 30 | 2 |
| 79 | 2 | 7 | 16 | 1 |
| 63 | 1 | 1 | 14 | 1 |
| 80 | – | 5 | 24 | 3 |
| 57 | – | 3 | 6 | 2 |
| 23 | – | 2 | 18 | 1 |
| 165 | – | 18 | 33 | 15 |
| 108 | – | 11 | 17 | 6 |
| 57 | – | 7 | 16 | 9 |
| 221 | 8 | 12 | 64 | 3 |
| 132 | 5 | 10 | 25 | 1 |
| 89 | 3 | 2 | 39 | 2 |
| 432 | 10 | 23 | 101 | 2 |
| 255 | 6 | 11 | 43 | 1 |
| 177 | 4 | 12 | 58 | 1 |
| 239 | 7 | 26 | 92 | 9 |
| 157 | 6 | 18 | 44 | 7 |
| 82 | 1 | 8 | 48 | 2 |
| 427 | 6 | 36 | 111 | 3 |
| 252 | 4 | 20 | 48 | 1 |
| 175 | 2 | 16 | 63 | 2 |
| 396 | 15 | 28 | 125 | 20 |
| 238 | 8 | 17 | 65 | 8 |
| 158 | 7 | 11 | 60 | 12 |
| 394 | 4 | 27 | 124 | 6 |
| 226 | 3 | 18 | 50 | 4 |
| 168 | 1 | 9 | 74 | 2 |
| 304 | 7 | 20 | 63 | 7 |
| 183 | 4 | 14 | 32 | 4 |
| 121 | 3 | 6 | 31 | 3 |
| 398 | 16 | 28 | 106 | 7 |
| 233 | 10 | 14 | 64 | 4 |
| 165 | 6 | 14 | 42 | 3 |

Note : 1) Based on Resident Registration Address

2) The total is based on the Fecal Occult Blood Test (FOBT)

(individuals diagnosed as positive receive a Double Contrast Barium Enema or a colonoscopy exam according to their preference)

제Ⅱ-5 표

Table Ⅱ-5

Ü Ü

Statistics on Colorectal Cancer Screening

| Division | | Total | Fecal Occult Blood Test (FOBT) | | Normal |
|-----------------|----------|----------------|--------------------------------|---------------|--------------|
| | | | Negative | Positive | |
| Eunpyeong-gu | S.T | 41,759 | 39,155 | 2,604 | 291 |
| | M | 18,044 | 16,754 | 1,290 | 96 |
| | F | 23,715 | 22,401 | 1,314 | 195 |
| Seodaemun-gu | S.T | 25,026 | 23,448 | 1,578 | 125 |
| | M | 10,825 | 10,024 | 801 | 45 |
| | F | 14,201 | 13,424 | 777 | 80 |
| Mapo-gu | S.T | 26,762 | 24,236 | 2,526 | 165 |
| | M | 11,650 | 10,363 | 1,287 | 65 |
| | F | 15,112 | 13,873 | 1,239 | 100 |
| Yangcheon-gu | S.T | 32,834 | 30,877 | 1,957 | 260 |
| | M | 14,895 | 13,824 | 1,071 | 96 |
| | F | 17,939 | 17,053 | 886 | 164 |
| Gangseo-gu | S.T | 40,323 | 38,409 | 1,914 | 225 |
| | M | 17,848 | 16,775 | 1,073 | 101 |
| | F | 22,475 | 21,634 | 841 | 124 |
| Guro-gu | S.T | 35,083 | 33,402 | 1,681 | 128 |
| | M | 15,770 | 14,871 | 899 | 45 |
| | F | 19,313 | 18,531 | 782 | 83 |
| Geumcheon-gu | S.T | 21,160 | 19,221 | 1,939 | 93 |
| | M | 9,499 | 8,453 | 1,046 | 44 |
| | F | 11,661 | 10,768 | 893 | 49 |
| Yeongdeungpo-gu | S.T | 33,617 | 31,066 | 2,551 | 207 |
| | M | 15,015 | 13,697 | 1,318 | 77 |
| | F | 18,602 | 17,369 | 1,233 | 130 |
| Dongjak-gu | S.T | 31,770 | 30,284 | 1,486 | 172 |
| | M | 14,081 | 13,256 | 825 | 79 |
| | F | 17,689 | 17,028 | 661 | 93 |
| Gwanak-gu | S.T | 41,297 | 39,169 | 2,128 | 177 |
| | M | 18,322 | 17,235 | 1,087 | 76 |
| | F | 22,975 | 21,934 | 1,041 | 101 |
| Seocho-gu | S.T | 26,094 | 24,552 | 1,542 | 249 |
| | M | 11,820 | 11,008 | 812 | 103 |
| | F | 14,274 | 13,544 | 730 | 146 |
| Gangnam-gu | S.T | 33,639 | 31,455 | 2,184 | 338 |
| | M | 15,225 | 14,092 | 1,133 | 136 |
| | F | 18,414 | 17,363 | 1,051 | 202 |
| Songpa-gu | S.T | 47,708 | 44,572 | 3,136 | 227 |
| | M | 21,429 | 19,823 | 1,606 | 100 |
| | F | 26,279 | 24,749 | 1,530 | 127 |
| Gangdong-gu | S.T | 36,121 | 33,184 | 2,937 | 360 |
| | M | 16,260 | 14,701 | 1,559 | 155 |
| | F | 19,861 | 18,483 | 1,378 | 205 |
| Busan | | 269,815 | 256,644 | 13,171 | 1,697 |
| | M | 122,712 | 115,635 | 7,077 | 679 |
| | F | 147,103 | 141,009 | 6,094 | 1,018 |

XX aX X X
 X aX X X X X X X X X X a

Diagnoses by District and Gender <Cont'd>

XX a
(Unit : Person)

| XXX X X X X X X Double Contrast Barium Enema or Colonoscopy Exam | | | | |
|---|-------------------------------------|-------------------|--------------|--|
| Benign Lesion | X Suspected Colorectal Cancer | Colorectal Cancer | Other | X Previously diagnosed with cancer |
| 627 | 20 | 35 | 124 | 18 |
| 355 | 15 | 21 | 47 | 9 |
| 272 | 5 | 14 | 77 | 9 |
| 346 | 5 | 23 | 93 | 7 |
| 210 | 4 | 14 | 37 | 4 |
| 136 | 1 | 9 | 56 | 3 |
| 647 | 12 | 18 | 143 | 20 |
| 343 | 10 | 10 | 50 | 13 |
| 304 | 2 | 8 | 93 | 7 |
| 468 | 9 | 29 | 80 | 9 |
| 289 | 9 | 27 | 45 | 7 |
| 179 | – | 2 | 35 | 2 |
| 471 | 5 | 57 | 106 | 10 |
| 277 | 4 | 39 | 54 | 8 |
| 194 | 1 | 18 | 52 | 2 |
| 362 | 8 | 12 | 95 | 11 |
| 207 | 6 | 8 | 53 | 10 |
| 155 | 2 | 4 | 42 | 1 |
| 598 | 7 | 16 | 134 | 6 |
| 358 | 5 | 14 | 54 | 5 |
| 240 | 2 | 2 | 80 | 1 |
| 631 | 12 | 25 | 176 | 13 |
| 362 | 8 | 19 | 79 | 7 |
| 269 | 4 | 6 | 97 | 6 |
| 430 | 7 | 22 | 76 | 52 |
| 258 | 6 | 18 | 35 | 17 |
| 172 | 1 | 4 | 41 | 35 |
| 413 | 8 | 38 | 225 | 30 |
| 245 | 7 | 29 | 112 | 19 |
| 168 | 1 | 9 | 113 | 11 |
| 474 | 7 | 16 | 49 | 15 |
| 288 | 5 | 8 | 20 | 10 |
| 186 | 2 | 8 | 29 | 5 |
| 401 | 7 | 26 | 162 | 9 |
| 242 | 4 | 15 | 79 | 3 |
| 159 | 3 | 11 | 83 | 6 |
| 718 | 5 | 51 | 375 | 11 |
| 418 | 2 | 34 | 125 | 4 |
| 300 | 3 | 17 | 250 | 7 |
| 774 | 7 | 21 | 335 | 5 |
| 520 | 4 | 9 | 137 | 4 |
| 254 | 3 | 12 | 198 | 1 |
| 4,254 | 84 | 197 | 1,311 | 115 |
| 2,543 | 57 | 151 | 585 | 76 |
| 1,711 | 27 | 46 | 726 | 39 |

Note : 1) Based on Resident Registration Address

2) The total is based on the Fecal Occult Blood Test (FOBT)

(individuals diagnosed as positive receive a Double Contrast Barium Enema or a colonoscopy exam according to their preference)

제Ⅱ-5 표

Table Ⅱ-5

Ü Ü

Statistics on Colorectal Cancer Screening

| Division | | Total | Fecal Occult Blood Test (FOBT) | | Normal |
|--------------|-----|--------|--------------------------------|----------|--------|
| | | | Negative | Positive | |
| Jung-gu | S.T | 4,764 | 4,516 | 248 | 54 |
| | M | 2,046 | 1,908 | 138 | 21 |
| | F | 2,718 | 2,608 | 110 | 33 |
| Seo-gu | S.T | 11,573 | 10,997 | 576 | 88 |
| | M | 5,134 | 4,823 | 311 | 33 |
| | F | 6,439 | 6,174 | 265 | 55 |
| Dong-gu | S.T | 9,431 | 8,595 | 836 | 209 |
| | M | 4,152 | 3,723 | 429 | 94 |
| | F | 5,279 | 4,872 | 407 | 115 |
| Yeongdo-gu | S.T | 14,588 | 14,029 | 559 | 70 |
| | M | 6,598 | 6,305 | 293 | 25 |
| | F | 7,990 | 7,724 | 266 | 45 |
| Busanjin-gu | S.T | 29,981 | 28,512 | 1,469 | 152 |
| | M | 13,378 | 12,612 | 766 | 52 |
| | F | 16,603 | 15,900 | 703 | 100 |
| Dongnae-gu | S.T | 20,902 | 20,192 | 710 | 100 |
| | M | 9,595 | 9,196 | 399 | 42 |
| | F | 11,307 | 10,996 | 311 | 58 |
| Nam-gu | S.T | 22,448 | 21,310 | 1,138 | 155 |
| | M | 10,161 | 9,541 | 620 | 64 |
| | F | 12,287 | 11,769 | 518 | 91 |
| Buk-gu | S.T | 21,549 | 20,711 | 838 | 75 |
| | M | 10,077 | 9,614 | 463 | 30 |
| | F | 11,472 | 11,097 | 375 | 45 |
| Haeundae-gu | S.T | 27,743 | 25,776 | 1,967 | 257 |
| | M | 12,795 | 11,782 | 1,013 | 104 |
| | F | 14,948 | 13,994 | 954 | 153 |
| Saha-gu | S.T | 26,066 | 24,705 | 1,361 | 118 |
| | M | 11,903 | 11,173 | 730 | 54 |
| | F | 14,163 | 13,532 | 631 | 64 |
| Geumjeong-gu | S.T | 19,086 | 18,404 | 682 | 101 |
| | M | 8,657 | 8,255 | 402 | 42 |
| | F | 10,429 | 10,149 | 280 | 59 |
| Gangseo-gu | S.T | 4,976 | 4,767 | 209 | 20 |
| | M | 2,406 | 2,291 | 115 | 7 |
| | F | 2,570 | 2,476 | 94 | 13 |
| Yeonje-gu | S.T | 15,878 | 15,055 | 823 | 119 |
| | M | 7,359 | 6,923 | 436 | 44 |
| | F | 8,519 | 8,132 | 387 | 75 |
| Suyeong-gu | S.T | 14,822 | 14,074 | 748 | 75 |
| | M | 6,666 | 6,255 | 411 | 27 |
| | F | 8,156 | 7,819 | 337 | 48 |
| Sasang-gu | | 19,784 | 19,097 | 687 | 63 |
| | M | 8,912 | 8,540 | 372 | 23 |
| | F | 10,872 | 10,557 | 315 | 40 |

XX aX X X
 X aX X X X X X X X X X a

Diagnoses by District and Gender <Cont'd>

XX a
(Unit : Person)

| X X X X X X Double Contrast Barium Enema or Colonoscopy Exam | | | | |
|---|-------------------------------------|-------------------|-------|--|
| Benign Lesion | X Suspected Colorectal Cancer | Colorectal Cancer | Other | X Previously diagnosed with cancer |
| 74 | 2 | – | 19 | – |
| 47 | 2 | – | 9 | – |
| 27 | – | – | 10 | – |
| 163 | 2 | 6 | 61 | 8 |
| 111 | 1 | 5 | 26 | 5 |
| 52 | 1 | 1 | 35 | 3 |
| 238 | 2 | 6 | 57 | 5 |
| 144 | 1 | 5 | 22 | 5 |
| 94 | 1 | 1 | 35 | – |
| 145 | 1 | 14 | 65 | 5 |
| 84 | – | 9 | 36 | 2 |
| 61 | 1 | 5 | 29 | 3 |
| 405 | 12 | 29 | 154 | 14 |
| 246 | 7 | 20 | 59 | 10 |
| 159 | 5 | 9 | 95 | 4 |
| 248 | 2 | 17 | 76 | 4 |
| 166 | 1 | 9 | 41 | 2 |
| 82 | 1 | 8 | 35 | 2 |
| 266 | 3 | 28 | 103 | 21 |
| 167 | 2 | 25 | 39 | 12 |
| 99 | 1 | 3 | 64 | 9 |
| 276 | 3 | 13 | 73 | 13 |
| 172 | 1 | 11 | 31 | 8 |
| 104 | 2 | 2 | 42 | 5 |
| 1,047 | 11 | 15 | 134 | 4 |
| 536 | 7 | 14 | 63 | 2 |
| 511 | 4 | 1 | 71 | 2 |
| 330 | 22 | 23 | 138 | 9 |
| 197 | 16 | 17 | 58 | 8 |
| 133 | 6 | 6 | 80 | 1 |
| 217 | 2 | 11 | 68 | 9 |
| 145 | 2 | 7 | 30 | 7 |
| 72 | – | 4 | 38 | 2 |
| 55 | 1 | 2 | 23 | 2 |
| 36 | 1 | 2 | 11 | 1 |
| 19 | – | – | 12 | 1 |
| 282 | 2 | 8 | 131 | 3 |
| 175 | 2 | 7 | 62 | 1 |
| 107 | – | 1 | 69 | 2 |
| 259 | 5 | 11 | 90 | 8 |
| 162 | 4 | 9 | 44 | 4 |
| 97 | 1 | 2 | 46 | 4 |
| 161 | 9 | 12 | 82 | 7 |
| 101 | 7 | 9 | 33 | 6 |
| 60 | 2 | 3 | 49 | 1 |

Note : 1) Based on Resident Registration Address

2) The total is based on the Fecal Occult Blood Test (FOBT)

(individuals diagnosed as positive receive a Double Contrast Barium Enema or a colonoscopy exam according to their preference)

제Ⅱ-5 표

Table Ⅱ-5

Ü Ü

Statistics on Colorectal Cancer Screening

| Division | | Total | Fecal Occult Blood Test (FOBT) | | Normal |
|--------------|-----|---------|--------------------------------|----------|--------|
| | | | Negative | Positive | |
| Gijang-gun | S.T | 6,224 | 5,904 | 320 | 41 |
| | M | 2,873 | 2,694 | 179 | 17 |
| | F | 3,351 | 3,210 | 141 | 24 |
| Daegu | S.T | 153,612 | 147,885 | 5,727 | 507 |
| | M | 68,264 | 65,235 | 3,029 | 205 |
| | F | 85,348 | 82,650 | 2,698 | 302 |
| Jung-gu | S.T | 5,871 | 5,673 | 198 | 12 |
| | M | 2,513 | 2,415 | 98 | 3 |
| | F | 3,358 | 3,258 | 100 | 9 |
| Dong-gu | S.T | 23,577 | 22,749 | 828 | 78 |
| | M | 10,310 | 9,901 | 409 | 24 |
| | F | 13,267 | 12,848 | 419 | 54 |
| Seo-gu | S.T | 16,985 | 16,318 | 667 | 67 |
| | M | 7,260 | 6,918 | 342 | 27 |
| | F | 9,725 | 9,400 | 325 | 40 |
| Nam-gu | S.T | 12,316 | 11,789 | 527 | 22 |
| | M | 5,247 | 4,975 | 272 | 12 |
| | F | 7,069 | 6,814 | 255 | 10 |
| Buk-gu | S.T | 26,500 | 25,736 | 764 | 60 |
| | M | 11,929 | 11,523 | 406 | 24 |
| | F | 14,571 | 14,213 | 358 | 36 |
| Suseong-gu | S.T | 24,087 | 23,329 | 758 | 58 |
| | M | 10,970 | 10,547 | 423 | 21 |
| | F | 13,117 | 12,782 | 335 | 37 |
| Dalseo-gu | S.T | 34,368 | 33,006 | 1,362 | 119 |
| | M | 15,539 | 14,788 | 751 | 52 |
| | F | 18,829 | 18,218 | 611 | 67 |
| Dalseong-gun | S.T | 9,908 | 9,285 | 623 | 91 |
| | M | 4,496 | 4,168 | 328 | 42 |
| | F | 5,412 | 5,117 | 295 | 49 |
| Incheon | S.T | 193,532 | 182,000 | 11,532 | 1,093 |
| | M | 86,925 | 80,735 | 6,190 | 499 |
| | F | 106,607 | 101,265 | 5,342 | 594 |
| Jung-gu | S.T | 6,797 | 6,466 | 331 | 35 |
| | M | 3,041 | 2,869 | 172 | 14 |
| | F | 3,756 | 3,597 | 159 | 21 |
| Dong-gu | S.T | 6,779 | 6,259 | 520 | 60 |
| | M | 2,959 | 2,700 | 259 | 23 |
| | F | 3,820 | 3,559 | 261 | 37 |
| Nam-gu | S.T | 33,986 | 32,603 | 1,383 | 89 |
| | M | 15,012 | 14,240 | 772 | 45 |
| | F | 18,974 | 18,363 | 611 | 44 |
| Yeonsu-gu | | 15,817 | 15,025 | 792 | 90 |
| | M | 7,284 | 6,856 | 428 | 31 |
| | F | 8,533 | 8,169 | 364 | 59 |

XX aX

X

X aX

X

X

X

X

X

X

X

X

X

X

X

a

Diagnoses by District and Gender <Cont'd>

XX a
(Unit : Person)

| X X X X X X Double Contrast Barium Enema or Colonoscopy Exam | | | | |
|---|-------------------------------------|-------------------|--------------|--|
| Benign Lesion | X Suspected Colorectal Cancer | Colorectal Cancer | Other | X Previously diagnosed with cancer |
| 88 | 5 | 2 | 37 | 3 |
| 54 | 3 | 2 | 21 | 3 |
| 34 | 2 | – | 16 | – |
| 1,307 | 30 | 89 | 599 | 69 |
| 805 | 19 | 61 | 288 | 42 |
| 502 | 11 | 28 | 311 | 27 |
| 43 | 2 | 3 | 15 | 8 |
| 24 | 1 | 3 | 7 | 6 |
| 19 | 1 | – | 8 | 2 |
| 193 | 3 | 19 | 78 | 13 |
| 104 | 3 | 14 | 35 | 10 |
| 89 | – | 5 | 43 | 3 |
| 132 | 3 | 9 | 24 | 6 |
| 71 | 3 | 4 | 13 | 5 |
| 61 | – | 5 | 11 | 1 |
| 84 | 2 | 4 | 89 | 3 |
| 51 | 1 | 3 | 42 | 2 |
| 33 | 1 | 1 | 47 | 1 |
| 217 | 9 | 15 | 51 | 7 |
| 135 | 4 | 11 | 26 | 3 |
| 82 | 5 | 4 | 25 | 4 |
| 152 | 5 | 15 | 65 | 21 |
| 105 | 3 | 11 | 31 | 10 |
| 47 | 2 | 4 | 34 | 11 |
| 327 | 4 | 20 | 139 | 7 |
| 216 | 2 | 13 | 68 | 4 |
| 111 | 2 | 7 | 71 | 3 |
| 159 | 2 | 4 | 138 | 4 |
| 99 | 2 | 2 | 66 | 2 |
| 60 | – | 2 | 72 | 2 |
| 2,553 | 44 | 137 | 1,059 | 44 |
| 1,530 | 36 | 86 | 476 | 27 |
| 1,023 | 8 | 51 | 583 | 17 |
| 68 | 2 | 7 | 21 | 1 |
| 39 | 2 | 4 | 7 | 1 |
| 29 | – | 3 | 14 | – |
| 79 | 3 | 3 | 51 | 4 |
| 56 | 2 | 2 | 27 | 1 |
| 23 | 1 | 1 | 24 | 3 |
| 419 | 8 | 17 | 88 | 13 |
| 243 | 8 | 9 | 41 | 9 |
| 176 | – | 8 | 47 | 4 |
| 192 | 7 | 11 | 55 | 2 |
| 114 | 5 | 5 | 29 | – |
| 78 | 2 | 6 | 26 | 2 |

Note : 1) Based on Resident Registration Address

2) The total is based on the Fecal Occult Blood Test (FOBT)

(individuals diagnosed as positive receive a Double Contrast Barium Enema or a colonoscopy exam according to their preference)

제Ⅱ-5 표

Table Ⅱ-5

Ü Ü

Statistics on Colorectal Cancer Screening

| Division | | Total | Fecal Occult Blood Test (FOBT) | | Normal |
|-------------|-----|----------------|--------------------------------|--------------|--------------|
| | | | Negative | Positive | |
| Namdong-gu | S.T | 31,115 | 29,299 | 1,816 | 116 |
| | M | 13,972 | 12,983 | 989 | 52 |
| | F | 17,143 | 16,316 | 827 | 64 |
| Bupyeong-gu | S.T | 40,586 | 38,065 | 2,521 | 339 |
| | M | 17,935 | 16,588 | 1,347 | 159 |
| | F | 22,651 | 21,477 | 1,174 | 180 |
| Gyeyang-gu | S.T | 21,416 | 20,120 | 1,296 | 145 |
| | M | 9,723 | 8,992 | 731 | 74 |
| | F | 11,693 | 11,128 | 565 | 71 |
| Seo-gu | S.T | 27,288 | 25,203 | 2,085 | 188 |
| | M | 12,426 | 11,368 | 1,058 | 85 |
| | F | 14,862 | 13,835 | 1,027 | 103 |
| Ganghwa-gun | S.T | 7,500 | 6,763 | 737 | 30 |
| | M | 3,607 | 3,205 | 402 | 16 |
| | F | 3,893 | 3,558 | 335 | 14 |
| Ongjin-gun | S.T | 2,248 | 2,197 | 51 | 1 |
| | M | 966 | 934 | 32 | - |
| | F | 1,282 | 1,263 | 19 | 1 |
| Gwangju | S.T | 91,221 | 86,632 | 4,589 | 1,008 |
| | M | 42,636 | 40,039 | 2,597 | 487 |
| | F | 48,585 | 46,593 | 1,992 | 521 |
| Dong-gu | S.T | 9,397 | 8,887 | 510 | 114 |
| | M | 4,440 | 4,153 | 287 | 55 |
| | F | 4,957 | 4,734 | 223 | 59 |
| Seo-gu | S.T | 19,556 | 18,784 | 772 | 173 |
| | M | 9,052 | 8,606 | 446 | 92 |
| | F | 10,504 | 10,178 | 326 | 81 |
| Nam-gu | S.T | 16,253 | 15,600 | 653 | 126 |
| | M | 7,573 | 7,184 | 389 | 64 |
| | F | 8,680 | 8,416 | 264 | 62 |
| Buk-gu | S.T | 29,285 | 27,601 | 1,684 | 431 |
| | M | 13,736 | 12,784 | 952 | 210 |
| | F | 15,549 | 14,817 | 732 | 221 |
| Gwangsan-gu | S.T | 16,730 | 15,760 | 970 | 164 |
| | M | 7,835 | 7,312 | 523 | 66 |
| | F | 8,895 | 8,448 | 447 | 98 |
| Daejeon | S.T | 106,921 | 101,264 | 5,657 | 908 |
| | M | 51,019 | 47,847 | 3,172 | 430 |
| | F | 55,902 | 53,417 | 2,485 | 478 |
| Dong-gu | S.T | 21,166 | 20,041 | 1,125 | 166 |
| | M | 9,764 | 9,113 | 651 | 77 |
| | F | 11,402 | 10,928 | 474 | 89 |

XX aX

X

X aX

X

X

X

X

X

X

X

X

X

X

a

Diagnoses by District and Gender <Cont'd>

XX a
(Unit : Person)

| Benign Lesion | X Suspected Colorectal Cancer | Colorectal Cancer | Other | X Previously diagnosed with cancer |
|---------------|-------------------------------------|-------------------|-----------|--|
| 262 | 8 | 19 | 115 | 9 |
| 164 | 5 | 15 | 58 | 6 |
| 98 | 3 | 4 | 57 | 3 |
| 505 | 12 | 26 | 205 | 5 |
| 300 | 10 | 19 | 91 | 4 |
| 205 | 2 | 7 | 114 | 1 |
| 266 | 1 | 22 | 98 | 2 |
| 181 | 1 | 15 | 39 | 2 |
| 85 | — | 7 | 59 | — |
| 514 | 2 | 22 | 158 | 8 |
| 283 | 2 | 14 | 60 | 4 |
| 231 | — | 8 | 98 | 4 |
| 237 | — | 10 | 265 | — |
| 142 | — | 3 | 121 | — |
| 95 | — | 7 | 144 | — |
| 11 | 1 | — | 3 | — |
| 8 | 1 | — | 3 | — |
| 3 | — | — | — | — |
| 1,114 | 1,114 | 19 9 | 60 | 9 |
| | 720 | 14 | 42 | 17 |
| | 394 | 5 | 18 | 9 |

제Ⅱ-5 표

Table Ⅱ-5

Ü Ü

Statistics on Colorectal Cancer Screening

| Division | | Total | Fecal Occult Blood Test (FOBT) | | Normal |
|-------------------------|-----|----------------|--------------------------------|---------------|--------------|
| | | | Negative | Positive | |
| Jung-gu | S.T | 21,835 | 20,654 | 1,181 | 204 |
| | M | 10,160 | 9,541 | 619 | 88 |
| | F | 11,675 | 11,113 | 562 | 116 |
| Seo-gu | S.T | 31,919 | 30,354 | 1,565 | 305 |
| | M | 15,690 | 14,771 | 919 | 146 |
| | F | 16,229 | 15,583 | 646 | 159 |
| Yuseong-gu | S.T | 16,072 | 15,271 | 801 | 146 |
| | M | 7,983 | 7,556 | 427 | 77 |
| | F | 8,089 | 7,715 | 374 | 69 |
| Daedeok-gu | S.T | 15,929 | 14,944 | 985 | 87 |
| | M | 7,422 | 6,866 | 556 | 42 |
| | F | 8,507 | 8,078 | 429 | 45 |
| Ulsan | S.T | 62,774 | 60,562 | 2,212 | 146 |
| | M | 28,974 | 27,807 | 1,167 | 53 |
| | F | 33,800 | 32,755 | 1,045 | 93 |
| Jung-gu | S.T | 14,902 | 14,210 | 692 | 34 |
| | M | 6,603 | 6,219 | 384 | 12 |
| | F | 8,299 | 7,991 | 308 | 22 |
| Nam-gu | S.T | 18,263 | 17,703 | 560 | 50 |
| | M | 8,218 | 7,909 | 309 | 20 |
| | F | 10,045 | 9,794 | 251 | 30 |
| Dong-gu | S.T | 12,174 | 12,044 | 130 | 13 |
| | M | 6,280 | 6,221 | 59 | 6 |
| | F | 5,894 | 5,823 | 71 | 7 |
| Buk-gu | S.T | 7,433 | 7,149 | 284 | 21 |
| | M | 3,306 | 3,162 | 144 | 11 |
| | F | 4,127 | 3,987 | 140 | 10 |
| Ulsu-gun | S.T | 10,002 | 9,456 | 546 | 28 |
| | M | 4,567 | 4,296 | 271 | 4 |
| | F | 5,435 | 5,160 | 275 | 24 |
| Sejong | S.T | 7,974 | 7,661 | 313 | 28 |
| | M | 3,781 | 3,597 | 184 | 14 |
| | F | 4,193 | 4,064 | 129 | 14 |
| Gyeonggi | S.T | 810,868 | 751,033 | 59,835 | 7,639 |
| | M | 370,600 | 338,896 | 31,704 | 3,298 |
| | F | 440,268 | 412,137 | 28,131 | 4,341 |
| Suwon-si Jangan-gu | S.T | 16,510 | 15,917 | 593 | 35 |
| | M | 7,444 | 7,094 | 350 | 16 |
| | F | 9,066 | 8,823 | 243 | 19 |
| Suwon-si Gwonseon-gu | S.T | 17,445 | 16,469 | 976 | 56 |
| | M | 7,901 | 7,372 | 529 | 25 |
| | F | 9,544 | 9,097 | 447 | 31 |

XX aX

X

X aX

X

X

X

X

X

X

X

X

X

X

a

Diagnoses by District and Gender <Cont'd>

XX a
(Unit : Person)

| X X X X X X Double Contrast Barium Enema or Colonoscopy Exam | | | | |
|---|-------------------------------------|-------------------|--------------|--|
| Benign Lesion | X Suspected Colorectal Cancer | Colorectal Cancer | Other | X Previously diagnosed with cancer |
| 296 | 1 | 27 | 111 | 13 |
| 181 | 1 | 18 | 52 | 4 |
| 115 | – | 9 | 59 | 9 |
| 444 | 2 | 21 | 235 | 16 |
| 305 | 1 | 15 | 143 | 9 |
| 139 | 1 | 6 | 92 | 7 |
| 223 | 2 | 12 | 129 | 8 |
| 140 | 1 | 7 | 61 | 2 |
| 83 | 1 | 5 | 68 | 6 |
| 297 | 4 | 14 | 206 | 8 |
| 190 | 2 | 8 | 118 | 8 |
| 107 | 2 | 6 | 88 | – |
| 396 | 21 | 34 | 179 | 37 |
| 252 | 10 | 26 | 73 | 19 |
| 144 | 11 | 8 | 106 | 18 |
| 84 | 4 | 8 | 49 | 16 |
| 61 | 1 | 6 | 19 | 9 |
| 23 | 3 | 2 | 30 | 7 |
| 111 | 6 | 14 | 66 | 6 |
| 69 | 5 | 12 | 30 | 3 |
| 42 | 1 | 2 | 36 | 3 |
| 21 | 3 | 2 | 11 | 6 |
| 10 | – | 1 | 4 | 4 |
| 11 | 3 | 1 | 7 | 2 |
| 43 | 3 | 3 | 22 | 6 |
| 29 | 2 | 2 | 9 | 2 |
| 14 | 1 | 1 | 13 | 4 |
| 137 | 5 | 7 | 31 | 3 |
| 83 | 2 | 5 | 11 | 1 |
| 54 | 3 | 2 | 20 | 2 |
| 86 | 1 | 10 | 26 | 6 |
| 61 | – | 7 | 11 | 4 |
| 25 | 1 | 3 | 15 | 2 |
| 15,016 | 237 | 664 | 5,576 | 404 |
| 9,049 | 148 | 427 | 2,641 | 224 |
| 5,967 | 89 | 237 | 2,935 | 180 |
| 155 | 6 | 15 | 65 | 9 |
| 95 | 2 | 9 | 37 | 5 |
| 60 | 4 | 6 | 28 | 4 |
| 304 | 3 | 21 | 90 | 1 |
| 186 | 2 | 14 | 28 | – |
| 118 | 1 | 7 | 62 | 1 |

Note : 1) Based on Resident Registration Address

2) The total is based on the Fecal Occult Blood Test (FOBT)

(individuals diagnosed as positive receive a Double Contrast Barium Enema or a colonoscopy exam according to their preference)

제Ⅱ-5 표

Table Ⅱ-5

Ü Ü

Statistics on Colorectal Cancer Screening

| Division | | Total | Fecal Occult Blood Test (FOBT) | | Normal |
|----------------|-----|--------|--------------------------------|----------|--------|
| | | | Negative | Positive | |
| Suwon-si | S.T | 13,259 | 12,678 | 581 | 29 |
| | M | 5,937 | 5,594 | 343 | 16 |
| | F | 7,322 | 7,084 | 238 | 13 |
| Paldal-gu | S.T | 11,093 | 10,510 | 583 | 37 |
| | M | 5,137 | 4,822 | 315 | 14 |
| | F | 5,956 | 5,688 | 268 | 23 |
| Seongnam-si | S.T | 20,582 | 19,296 | 1,286 | 152 |
| | M | 8,835 | 8,200 | 635 | 55 |
| | F | 11,747 | 11,096 | 651 | 97 |
| Sujeong-gu | S.T | 22,037 | 20,879 | 1,158 | 97 |
| | M | 9,760 | 9,149 | 611 | 34 |
| | F | 12,277 | 11,730 | 547 | 63 |
| Seongnam-si | S.T | 29,021 | 27,745 | 1,276 | 135 |
| | M | 13,548 | 12,825 | 723 | 66 |
| | F | 15,473 | 14,920 | 553 | 69 |
| Bundang-gu | S.T | 35,483 | 33,079 | 2,404 | 365 |
| | M | 15,823 | 14,590 | 1,233 | 139 |
| | F | 19,660 | 18,489 | 1,171 | 226 |
| Uijeongbu-si | S.T | 21,325 | 19,686 | 1,639 | 142 |
| | M | 9,479 | 8,643 | 836 | 54 |
| | F | 11,846 | 11,043 | 803 | 88 |
| Anyang-si | S.T | 24,202 | 21,741 | 2,461 | 450 |
| | M | 10,970 | 9,732 | 1,238 | 172 |
| | F | 13,232 | 12,009 | 1,223 | 278 |
| Dongan-gu | S.T | 31,030 | 29,251 | 1,779 | 150 |
| | M | 14,032 | 13,075 | 957 | 78 |
| | F | 16,998 | 16,176 | 822 | 72 |
| Bucheon-si | S.T | 19,324 | 18,468 | 856 | 81 |
| | M | 8,453 | 7,984 | 469 | 40 |
| | F | 10,871 | 10,484 | 387 | 41 |
| Sosa-gu | S.T | 14,540 | 13,772 | 768 | 81 |
| | M | 6,352 | 5,927 | 425 | 29 |
| | F | 8,188 | 7,845 | 343 | 52 |
| Ojeong-gu | S.T | 25,022 | 23,437 | 1,585 | 163 |
| | M | 10,920 | 10,138 | 782 | 65 |
| | F | 14,102 | 13,299 | 803 | 98 |
| Gwangmyeong-si | S.T | 29,627 | 26,040 | 3,587 | 166 |
| | M | 13,522 | 11,660 | 1,862 | 66 |
| | F | 16,105 | 14,380 | 1,725 | 100 |
| Pyeongtaek-si | S.T | 7,735 | 7,175 | 560 | 64 |
| | M | 3,380 | 3,077 | 303 | 29 |
| | F | 4,355 | 4,098 | 257 | 35 |
| Dongducheon-si | S.T | | | | |
| | M | | | | |
| | F | | | | |

XX aX X

X aX X

X

X

X

X

X

X

X

X

X

X

X

X

X

X

X

X

X

X

X

X

Diagnoses by District and Gender <Cont'd>

XX a
(Unit : Person)

| X X X X X X X Double Contrast Barium Enema or Colonoscopy Exam | | | | |
|---|-------------------------------------|-------------------|-------|--|
| Benign Lesion | X Suspected Colorectal Cancer | Colorectal Cancer | Other | X Previously diagnosed with cancer |
| 135 | 3 | 13 | 47 | 5 |
| 91 | 3 | 9 | 25 | 3 |
| 44 | – | 4 | 22 | 2 |
| 145 | 2 | 5 | 38 | 9 |
| 82 | 1 | 3 | 17 | 7 |
| 63 | 1 | 2 | 21 | 2 |
| 226 | 9 | 14 | 84 | 8 |
| 125 | 5 | 9 | 40 | 5 |
| 101 | 4 | 5 | 44 | 3 |
| 224 | 6 | 8 | 96 | 7 |
| 141 | 5 | 3 | 40 | 4 |
| 83 | 1 | 5 | 56 | 3 |
| 235 | 10 | 12 | 50 | 23 |
| 148 | 4 | 9 | 26 | 12 |
| 87 | 6 | 3 | 24 | 11 |
| 416 | 18 | 18 | 168 | 17 |
| 254 | 12 | 10 | 84 | 11 |
| 162 | 6 | 8 | 84 | 6 |
| 579 | 6 | 21 | 74 | 7 |
| 327 | 3 | 10 | 22 | 6 |
| 252 | 3 | 11 | 52 | 1 |
| 702 | 7 | 20 | 56 | 5 |
| 423 | 5 | 13 | 22 | 3 |
| 279 | 2 | 7 | 34 | 2 |
| 432 | 3 | 21 | 266 | 16 |
| 260 | 2 | 13 | 122 | 7 |
| 172 | 1 | 8 | 144 | 9 |
| 222 | 7 | 15 | 63 | 1 |
| 132 | 4 | 10 | 31 | – |
| 90 | 3 | 5 | 32 | 1 |
| 151 | 1 | 7 | 58 | 7 |
| 101 | – | 5 | 26 | 3 |
| 50 | 1 | 2 | 32 | 4 |
| 431 | 10 | 29 | 193 | 8 |
| 233 | 8 | 13 | 88 | 5 |
| 198 | 2 | 16 | 105 | 3 |
| 482 | 10 | 16 | 255 | 14 |
| 291 | 6 | 11 | 158 | 7 |
| 191 | 4 | 5 | 97 | 7 |
| 120 | 1 | 8 | 54 | 15 |
| 81 | – | 5 | 21 | 8 |
| 39 | 1 | 3 | 33 | 7 |

Note : 1) Based on Resident Registration Address

2) The total is based on the Fecal Occult Blood Test (FOBT)

(individuals diagnosed as positive receive a Double Contrast Barium Enema or a colonoscopy exam according to their preference)

제Ⅱ-5 표

Table Ⅱ-5

Ü Ü

Statistics on Colorectal Cancer Screening

| Division | | Total | Fecal Occult Blood Test (FOBT) | | Normal |
|---------------------------|-----|--------|--------------------------------|----------|--------|
| | | | Negative | Positive | |
| Ansan-si Sangrok-gu | S.T | 20,528 | 19,257 | 1,271 | 184 |
| | M | 9,458 | 8,799 | 659 | 74 |
| | F | 11,070 | 10,458 | 612 | 110 |
| Ansan-si Danwon-gu | S.T | 19,370 | 18,072 | 1,298 | 103 |
| | M | 8,724 | 8,064 | 660 | 31 |
| | F | 10,646 | 10,008 | 638 | 72 |
| Goyang-si Deogyang-gu | S.T | 31,276 | 29,428 | 1,848 | 222 |
| | M | 14,357 | 13,329 | 1,028 | 106 |
| | F | 16,919 | 16,099 | 820 | 116 |
| Goyang-si Ilsandong-gu | S.T | 19,343 | 18,656 | 687 | 61 |
| | M | 8,961 | 8,581 | 380 | 25 |
| | F | 10,382 | 10,075 | 307 | 36 |
| Goyang-si Ilsanseo-gu | S.T | 19,174 | 18,525 | 649 | 57 |
| | M | 8,930 | 8,563 | 367 | 29 |
| | F | 10,244 | 9,962 | 282 | 28 |
| Gwacheon-si | S.T | 4,725 | 4,444 | 281 | 44 |
| | M | 2,101 | 1,957 | 144 | 21 |
| | F | 2,624 | 2,487 | 137 | 23 |
| Guri-si | S.T | 16,354 | 13,671 | 2,683 | 627 |
| | M | 7,518 | 6,083 | 1,435 | 283 |
| | F | 8,836 | 7,588 | 1,248 | 344 |
| Namyangju-si | S.T | 45,014 | 35,812 | 9,202 | 2,040 |
| | M | 21,319 | 16,443 | 4,876 | 902 |
| | F | 23,695 | 19,369 | 4,326 | 1,138 |
| Osan-si | S.T | 10,276 | 9,436 | 840 | 53 |
| | M | 4,589 | 4,160 | 429 | 15 |
| | F | 5,687 | 5,276 | 411 | 38 |
| Siheung-si | S.T | 21,861 | 19,801 | 2,060 | 199 |
| | M | 10,258 | 9,181 | 1,077 | 93 |
| | F | 11,603 | 10,620 | 983 | 106 |
| Gunpo-si | S.T | 19,752 | 18,248 | 1,504 | 182 |
| | M | 8,998 | 8,233 | 765 | 68 |
| | F | 10,754 | 10,015 | 739 | 114 |
| Uiwang-si | S.T | 9,649 | 9,167 | 482 | 56 |
| | M | 4,386 | 4,133 | 253 | 24 |
| | F | 5,263 | 5,034 | 229 | 32 |
| Hanam-si | S.T | 11,524 | 10,752 | 772 | 69 |
| | M | 5,278 | 4,854 | 424 | 36 |
| | F | 6,246 | 5,898 | 348 | 33 |
| Yongin-si Cheoin-gu | S.T | 15,271 | 14,354 | 917 | 67 |
| | M | 7,244 | 6,740 | 504 | 32 |
| | F | 8,027 | 7,614 | 413 | 35 |

XX aX X
 X aX X

X X X X X X X X

X X

X a

Diagnoses by District and Gender <Cont'd>

XX a
(Unit : Person)

| X X X X X X X Double Contrast Barium Enema or Colonoscopy Exam | | | | |
|---|-------------------------------------|-------------------|-------|--|
| Benign Lesion | X Suspected Colorectal Cancer | Colorectal Cancer | Other | X Previously diagnosed with cancer |
| 424 | 6 | 17 | 66 | 8 |
| 250 | 3 | 10 | 26 | 6 |
| 174 | 3 | 7 | 40 | 2 |
| 354 | 3 | 16 | 99 | 6 |
| 190 | 3 | 10 | 48 | 3 |
| 164 | – | 6 | 51 | 3 |
| 448 | 9 | 32 | 145 | 20 |
| 266 | 4 | 23 | 70 | 8 |
| 182 | 5 | 9 | 75 | 12 |
| 110 | – | 8 | 48 | 33 |
| 74 | – | 4 | 24 | 17 |
| 36 | – | 4 | 24 | 16 |
| 94 | 4 | 4 | 61 | 22 |
| 57 | 4 | 2 | 33 | 12 |
| 37 | – | 2 | 28 | 10 |
| 76 | – | 7 | 16 | 2 |
| 39 | – | 6 | 9 | – |
| 37 | – | 1 | 7 | 2 |
| 745 | 6 | 16 | 226 | 6 |
| 499 | 4 | 12 | 99 | 4 |
| 246 | 2 | 4 | 127 | 2 |
| 2,928 | 15 | 73 | 1,202 | 16 |
| 1,800 | 9 | 47 | 569 | 11 |
| 1,128 | 6 | 26 | 633 | 5 |
| 157 | 8 | 7 | 211 | 4 |
| 91 | 3 | 4 | 108 | 4 |
| 66 | 5 | 3 | 103 | – |
| 449 | 11 | 29 | 396 | 5 |
| 268 | 6 | 21 | 204 | 4 |
| 181 | 5 | 8 | 192 | 1 |
| 296 | 4 | 18 | 152 | 11 |
| 180 | 2 | 10 | 60 | 10 |
| 116 | 2 | 8 | 92 | 1 |
| 134 | 1 | 4 | 25 | 3 |
| 82 | 1 | 4 | 10 | 1 |
| 52 | – | – | 15 | 2 |
| 207 | 4 | 8 | 43 | – |
| 129 | 3 | 5 | 17 | – |
| 78 | 1 | 3 | 26 | – |
| 191 | 1 | 10 | 136 | 5 |
| 103 | 1 | 8 | 60 | 2 |
| 88 | – | 2 | 76 | 3 |

Note : 1) Based on Resident Registration Address

2) The total is based on the Fecal Occult Blood Test (FOBT)

(individuals diagnosed as positive receive a Double Contrast Barium Enema or a colonoscopy exam according to their preference)

Table II-5

Statistics on Colorectal Cancer Screening

[illegible]

Diagnoses by District and Gender <Cont'd>

XX a
(Unit : Person)

| X X X X X X X Double Contrast Barium Enema or Colonoscopy Exam | | | | | |
|---|-------------------------------------|-------------------|-------|--|--|
| Benign Lesion | X Suspected Colorectal Cancer | Colorectal Cancer | Other | X Previously diagnosed with cancer | |
| 435 | 5 | 27 | 124 | 24 | |
| 239 | 3 | 18 | 47 | 10 | |
| 196 | 2 | 9 | 77 | 14 | |
| 191 | 3 | 10 | 67 | 12 | |
| 115 | 1 | 4 | 33 | 7 | |
| 76 | 2 | 6 | 34 | 5 | |
| 599 | 7 | 28 | 162 | 15 | |
| 387 | 6 | 17 | 85 | 8 | |
| 212 | 1 | 11 | 77 | 7 | |
| 168 | 1 | 11 | 58 | 6 | |
| 85 | 1 | 9 | 25 | 3 | |
| 83 | – | 2 | 33 | 3 | |
| 119 | 10 | 5 | 38 | 6 | |
| 69 | 8 | 2 | 23 | 3 | |
| 50 | 2 | 3 | 15 | 3 | |
| 312 | 5 | 16 | 140 | 6 | |
| 178 | 4 | 10 | 82 | 4 | |
| 134 | 1 | 6 | 58 | 2 | |
| 254 | 4 | 6 | 90 | 10 | |
| 162 | 3 | 6 | 40 | 4 | |
| 92 | 1 | – | 50 | 6 | |
| 401 | 9 | 16 | 120 | 8 | |
| 250 | 5 | 10 | 37 | 6 | |
| 151 | 4 | 6 | 83 | 2 | |
| 186 | 2 | 13 | 110 | 3 | |
| 106 | 2 | 9 | 61 | 3 | |
| 80 | – | 4 | 49 | – | |
| 140 | 3 | 12 | 35 | 11 | |
| 91 | 2 | 8 | 18 | 6 | |
| 49 | 1 | 4 | 17 | 5 | |
| 102 | – | 10 | 22 | 3 | |
| 64 | – | 7 | 8 | – | |
| 38 | – | 3 | 14 | 3 | |
| 31 | 3 | 4 | 10 | 1 | |
| 19 | – | 4 | 5 | – | |
| 12 | 3 | – | 5 | 1 | |
| 290 | 6 | 6 | 89 | 3 | |
| 182 | 4 | 4 | 38 | 1 | |
| 108 | 2 | 2 | 51 | 2 | |
| 216 | 5 | 8 | 28 | 3 | |
| 104 | 4 | 7 | 15 | 1 | |
| 112 | 1 | 1 | 13 | 2 | |

Note : 1) Based on Resident Registration Address

2) The total is based on the Fecal Occult Blood Test (FOBT)

(individuals diagnosed as positive receive a Double Contrast Barium Enema or a colonoscopy exam according to their preference)

제 II-5 표
Table II-5

Ü Ü
Statistics on Colorectal Cancer Screening

| | | | Negative | Positive | Normal |
|---------|-----|---------|----------|----------|--------|
| Gangwon | S.T | 140,488 | 131,940 | 8,548 | 1,028 |
| | M | 64,551 | 60,128 | 4,423 | 436 |
| | F | 75,937 | 71,812 | 4,125 | 592 |
| | S.T | 19,319 | 18,589 | 730 | |

Diagnoses by District and Gender <Cont'd>

、 XX a
(Unit : Person)

| XXX X X X X X X Double Contrast Barium Enema or Colonoscopy Exam | | | | | |
|---|-------------------------------------|-------------------|------------|--|--|
| Benign Lesion | X Suspected Colorectal Cancer | Colorectal Cancer | Other | X Previously diagnosed with cancer | |
| 1,348 | 44 | 109 | 900 | 28 | |
| 835 | 31 | 67 | 426 | 17 | |
| 513 | 13 | 42 | 474 | 11 | |
| 150 | 1 | 8 | 43 | 3 | |
| 94 | – | 5 | 19 | 2 | |
| 56 | 1 | 3 | 24 | 1 | |
| 277 | 5 | 24 | 189 | 1 | |
| 185 | 4 | 16 | 92 | 1 | |
| 92 | 1 | 8 | 97 | – | |
| 178 | 8 | 24 | 293 | 8 | |
| 99 | 6 | 17 | 145 | 7 | |
| 79 | 2 | 7 | 148 | 1 | |
| 93 | 7 | 4 | 24 | – | |
| 53 | 5 | 3 | 11 | – | |
| 40 | 2 | 1 | 13 | – | |
| 46 | 1 | 10 | 10 | 1 | |
| 31 | – | 5 | 5 | – | |
| 15 | 1 | 5 | 5 | 1 | |
| 146 | 3 | 7 | 86 | 2 | |
| 81 | 2 | 3 | 32 | 1 | |
| 65 | 1 | 4 | 54 | 1 | |
| 113 | 4 | 7 | 114 | – | |
| 74 | 3 | 6 | 56 | – | |
| 39 | 1 | 1 | 58 | – | |
| 42 | 8 | 4 | 21 | – | |
| 26 | 5 | 4 | 7 | – | |
| 16 | 3 | – | 14 | – | |
| 85 | 2 | 3 | 15 | 1 | |
| 52 | 2 | 2 | 7 | – | |
| 33 | – | 1 | 8 | 1 | |
| 67 | 2 | 7 | 15 | 2 | |
| 44 | 2 | 3 | 6 | 2 | |
| 23 | – | 4 | 9 | – | |
| 24 | 2 | 1 | 20 | 1 | |
| 14 | 2 | – | 12 | 1 | |
| 10 | – | 1 | 8 | – | |
| 19 | – | 3 | 13 | – | |
| 12 | – | – | 5 | – | |
| 7 | – | 3 | 8 | – | |
| 18 | – | – | 11 | 2 | |
| 13 | – | – | 6 | 2 | |
| 5 | – | – | 5 | – | |

Note : 1) Based on Resident Registration Address

2) The total is based on the Fecal Occult Blood Test (FOBT)

(individuals diagnosed as positive receive a Double Contrast Barium Enema or a colonoscopy exam according to their preference)

Table II-5

Statistics on Colorectal Cancer Screening

[illegible]

Diagnoses by District and Gender <Cont'd>

XX a
(Unit : Person)

| X X X X X X X Double Contrast Barium Enema or Colonoscopy Exam | | | | |
|---|-------------------------------------|-------------------|------------|--|
| Benign Lesion | X Suspected Colorectal Cancer | Colorectal Cancer | Other | X Previously diagnosed with cancer |
| 14 | — | — | 1 | 1 |
| 6 | — | — | — | — |
| 8 | — | — | 1 | 1 |
| 8 | — | — | 1 | — |
| 6 | — | — | — | — |
| 2 | — | — | 1 | — |
| 7 | 1 | 2 | 6 | 1 |
| 5 | — | 1 | 5 | — |
| 2 | 1 | 1 | 1 | 1 |
| 30 | — | 3 | 23 | 3 |
| 17 | — | 1 | 10 | 1 |
| 13 | — | 2 | 13 | 2 |
| 31 | — | 2 | 15 | 2 |
| 23 | — | 1 | 8 | — |
| 8 | — | 1 | 7 | 2 |
| 1,657 | 29 | 98 | 471 | 55 |
| 1,033 | 23 | 64 | 250 | 36 |
| 624 | 6 | 34 | 221 | 19 |
| 132 | 3 | 9 | 48 | 6 |
| 76 | 1 | 6 | 30 | 3 |
| 56 | 2 | 3 | 18 | 3 |
| 352 | 5 | 16 | 77 | 10 |
| 213 | 4 | 13 | 37 | 9 |
| 139 | 1 | 3 | 40 | 1 |
| 264 | 7 | 20 | 73 | 9 |
| 167 | 5 | 11 | 28 | 5 |
| 97 | 2 | 9 | 45 | 4 |
| 189 | 7 | 4 | 74 | 5 |
| 131 | 6 | 2 | 42 | 3 |
| 58 | 1 | 2 | 32 | 2 |
| 74 | 1 | 12 | 37 | 5 |
| 48 | 1 | 8 | 24 | 5 |
| 26 | — | 4 | 13 | — |
| 19 | — | 1 | 6 | 3 |
| 11 | — | 1 | 3 | 1 |
| 8 | — | — | 3 | 2 |
| 80 | 2 | 5 | 30 | 2 |
| 38 | 2 | 3 | 21 | 2 |
| 42 | — | 2 | 9 | — |
| 25 | — | 3 | 19 | 1 |
| 16 | — | 3 | 13 | 1 |
| 9 | — | — | 6 | — |

Note : 1) Based on Resident Registration Address

2) The total is based on the Fecal Occult Blood Test (FOBT)

(individuals diagnosed as positive receive a Double Contrast Barium Enema or a colonoscopy exam according to their preference)

제Ⅱ-5 표

Table Ⅱ-5

Ü Ü

Statistics on Colorectal Cancer Screening

| Division | | Total | Fecal Occult Blood Test (FOBT) | | Normal |
|--------------------------|-----|---------|--------------------------------|----------|--------|
| | | | Negative | Positive | |
| Jeungpyeong-gun | S.T | 2,537 | 2,446 | 91 | 17 |
| | M | 1,188 | 1,138 | 50 | 5 |
| | F | 1,349 | 1,308 | 41 | 12 |
| Jincheon-gun | S.T | 5,556 | 5,332 | 224 | 15 |
| | M | 2,640 | 2,520 | 120 | 7 |
| | F | 2,916 | 2,812 | 104 | 8 |
| Goesan-gun | S.T | 3,315 | 2,468 | 847 | 348 |
| | M | 1,644 | 1,212 | 432 | 144 |
| | F | 1,671 | 1,256 | 415 | 204 |
| Eumseong-gun | S.T | 7,607 | 7,165 | 442 | 40 |
| | M | 3,741 | 3,488 | 253 | 26 |
| | F | 3,866 | 3,677 | 189 | 14 |
| Danyang-gun | S.T | 2,847 | 2,715 | 132 | 11 |
| | M | 1,327 | 1,259 | 68 | 5 |
| | F | 1,520 | 1,456 | 64 | 6 |
| Chungnam | S.T | 155,909 | 146,377 | 9,532 | 1,153 |
| | M | 71,463 | 66,370 | 5,093 | 549 |
| | F | 84,446 | 80,007 | 4,439 | 604 |
| Cheonan-si Dongnam-gu | S.T | 15,365 | 14,039 | 1,326 | 185 |
| | M | 6,962 | 6,298 | 664 | 85 |
| | F | 8,403 | 7,741 | 662 | 100 |
| Cheonan-si Seobuk-gu | S.T | 15,049 | 13,758 | 1,291 | 176 |
| | M | 6,850 | 6,183 | 667 | 78 |
| | F | 8,199 | 7,575 | 624 | 98 |
| Gongju-si | S.T | 10,649 | 10,210 | 439 | 51 |
| | M | 5,075 | 4,807 | 268 | 28 |
| | F | 5,574 | 5,403 | 171 | 23 |
| Boryeong-si | S.T | 11,384 | 10,734 | 650 | 72 |
| | M | 5,079 | 4,690 | 389 | 45 |
| | F | 6,305 | 6,044 | 261 | 27 |
| Asan-si | S.T | 15,424 | 13,622 | 1,802 | 279 |
| | M | 6,994 | 6,087 | 907 | 124 |
| | F | 8,430 | 7,535 | 895 | 155 |
| Seosan-si | S.T | 12,007 | 11,700 | 307 | 23 |
| | M | 5,484 | 5,308 | 176 | 16 |
| | F | 6,523 | 6,392 | 131 | 7 |
| Nonsan-si | S.T | 13,480 | 12,595 | 885 | 64 |
| | M | 6,192 | 5,744 | 448 | 27 |
| | F | 7,288 | 6,851 | 437 | 37 |
| Gyeryong-si | S.T | 2,345 | 2,281 | 64 | 15 |
| | M | 1,102 | 1,064 | 38 | 11 |
| | F | 1,243 | 1,217 | 26 | 4 |

XX aX X

X aX X

X

X

X

X

X

X

X

X

X

X

X

X

X

X

a

Diagnoses by District and Gender <Cont'd>

XX a
(Unit : Person)

| Benign Lesion | X Suspected Colorectal Cancer | Colorectal Cancer | Other | X Previously diagnosed with cancer | |
|---------------|-------------------------------------|-------------------|-------|--|---|
| 17 | 1 | - | 4 | 3 | |
| 12 | 1 | - | 2 | 2 | |
| 5 | - | - | 2 | 1 | |
| 45 | - | 6 | 14 | 8 | |
| 29 | - | 2 | 9 | 5 | |
| 16 | - | 4 | 5 | 3 | |
| 330 | - | 14 | 62 | - | |
| 208 | - | 8 | 24 | - | |
| 122 | - | 6 | 38 | - | |
| 86 | 2 | 5 | 23 | 3 | |
| 55 | 2 | 4 | 15 | - | |
| 31 | - | 1 | 8 | 3 | |
| 44 | 1 | 3 | 4 | - | |
| 29 | 1 | 3 | 2 | - | |
| 15 | - | - | 2 | - | |
| 2,279 | 39 | 100 | | 0 | □ |

Table II-5

Statistics on Colorectal Cancer Screening

[illegible]

Diagnoses by District and Gender <Cont'd>

(Unit : Person)

| XXX X X X X X X Double Contrast Barium Enema or Colonoscopy Exam | | | | | |
|---|-------------------------------------|-------------------|------------|--|--|
| Benign Lesion | X Suspected Colorectal Cancer | Colorectal Cancer | Other | X Previously diagnosed with cancer | |
| 149 | 6 | 7 | 128 | 4 | |
| 97 | 4 | 5 | 71 | 2 | |
| 52 | 2 | 2 | 57 | 2 | |
| 97 | – | 6 | 20 | 3 | |
| 51 | – | 1 | 12 | 1 | |
| 46 | – | 5 | 8 | 2 | |
| 75 | 3 | 2 | 23 | – | |
| 58 | 1 | 1 | 14 | – | |
| 17 | 2 | 1 | 9 | – | |
| 77 | 6 | 1 | 24 | 4 | |
| 46 | 4 | 1 | 13 | 1 | |
| 31 | 2 | – | 11 | 3 | |
| 18 | – | 1 | 4 | 3 | |
| 12 | – | – | 3 | – | |
| 6 | – | 1 | 1 | 3 | |
| 49 | 1 | 6 | 12 | 1 | |
| 35 | – | 6 | 3 | 1 | |
| 14 | 1 | – | 9 | – | |
| 69 | 1 | 5 | 33 | 3 | |
| 44 | 1 | 4 | 15 | 2 | |
| 25 | – | 1 | 18 | 1 | |
| 34 | – | 2 | 12 | 1 | |
| 25 | – | 1 | 5 | – | |
| 9 | – | 1 | 7 | 1 | |
| 1,609 | 47 | 94 | 649 | 82 | |
| 1,015 | 30 | 72 | 336 | 44 | |
| 594 | 17 | 22 | 313 | 38 | |
| 296 | 7 | 15 | 140 | 1 | |
| 199 | 6 | 11 | 70 | 1 | |
| 97 | 1 | 4 | 70 | – | |
| 146 | 6 | 8 | 58 | 3 | |
| 91 | 3 | 6 | 29 | 1 | |
| 55 | 3 | 2 | 29 | 2 | |
| 394 | 9 | 27 | 119 | 9 | |
| 239 | 6 | 19 | 70 | 3 | |
| 155 | 3 | 8 | 49 | 6 | |
| 209 | 12 | 18 | 51 | 27 | |
| 130 | 6 | 13 | 24 | 16 | |
| 79 | 6 | 5 | 27 | 11 | |
| 83 | 3 | 7 | 32 | 9 | |
| 50 | 2 | 6 | 15 | 6 | |
| 33 | 1 | 1 | 17 | 3 | |

Note : 1) Based on Resident Registration Address

2) The total is based on the Fecal Occult Blood Test (FOBT)

(individuals diagnosed as positive receive a Double Contrast Barium Enema or a colonoscopy exam according to their preference)

Table II-5

Statistics on Colorectal Cancer Screening

[illegible]

Diagnoses by District and Gender <Cont'd>

XX a
(Unit : Person)

| X X X X X X X Double Contrast Barium Enema or Colonoscopy Exam | | | | | |
|---|-------------------------------------|-------------------|--------------|--|--|
| Benign Lesion | X Suspected Colorectal Cancer | Colorectal Cancer | Other | X Previously diagnosed with cancer | |
| 77 | 4 | 3 | 26 | 4 | |
| 49 | 2 | 3 | 9 | 3 | |
| 28 | 2 | – | 17 | 1 | |
| 166 | 1 | 3 | 153 | 12 | |
| 108 | – | 3 | 78 | 9 | |
| 58 | 1 | – | 75 | 3 | |
| 48 | 1 | 2 | 12 | 1 | |
| 36 | 1 | 2 | 6 | 1 | |
| 12 | – | – | 6 | – | |
| 12 | – | – | 10 | 2 | |
| 10 | – | – | 5 | 1 | |
| 2 | – | – | 5 | 1 | |
| 12 | – | – | 3 | 1 | |
| 5 | – | – | 2 | 1 | |
| 7 | – | – | 1 | – | |
| 9 | – | – | 2 | 4 | |
| 6 | – | – | – | – | |
| 3 | – | – | 2 | 4 | |
| 13 | – | 2 | 6 | – | |
| 9 | – | 1 | 5 | – | |
| 4 | – | 1 | 1 | – | |
| 14 | – | 1 | 10 | 1 | |
| 5 | – | 1 | 4 | – | |
| 9 | – | – | 6 | 1 | |
| 47 | 1 | 3 | 19 | 3 | |
| 28 | 1 | 2 | 12 | – | |
| 19 | – | 1 | 7 | 3 | |
| 83 | 3 | 5 | 8 | 5 | |
| 50 | 3 | 5 | 7 | 2 | |
| 33 | – | – | 1 | 3 | |
| 4,209 | 53 | 134 | 1,164 | 60 | |
| 2,595 | 36 | 88 | 565 | 36 | |
| 1,614 | 17 | 46 | 599 | 24 | |
| 477 | 5 | 11 | 144 | 5 | |
| 293 | 4 | 7 | 77 | 2 | |
| 184 | 1 | 4 | 67 | 3 | |
| 367 | 15 | 16 | 94 | 9 | |
| 210 | 9 | 11 | 46 | 6 | |
| 157 | 6 | 5 | 48 | 3 | |
| 319 | 2 | 14 | 70 | 5 | |
| 222 | 1 | 9 | 36 | 4 | |
| 97 | 1 | 5 | 34 | 1 | |

Note : 1) Based on Resident Registration Address

2) The total is based on the Fecal Occult Blood Test (FOBT)

(individuals diagnosed as positive receive a Double Contrast Barium Enema or a colonoscopy exam according to their preference)

Table II-5

Statistics on Colorectal Cancer Screening

[illegible]

Diagnoses by District and Gender <Cont'd>

XX a
(Unit : Person)

| X X X X X X X Double Contrast Barium Enema or Colonoscopy Exam | | | | |
|---|-------------------------------------|-------------------|-------|--|
| Benign Lesion | X Suspected Colorectal Cancer | Colorectal Cancer | Other | X Previously diagnosed with cancer |
| 278 | 2 | 16 | 141 | 7 |
| 168 | 2 | 8 | 86 | 4 |
| 110 | – | 8 | 55 | 3 |
| 153 | 1 | 8 | 32 | – |
| 93 | – | 4 | 13 | – |
| 60 | 1 | 4 | 19 | – |
| 43 | – | 1 | 12 | 2 |
| 27 | – | 1 | 7 | 1 |
| 16 | – | – | 5 | 1 |
| 34 | 1 | 1 | 7 | 1 |
| 19 | – | 1 | 4 | 1 |
| 15 | 1 | – | 3 | – |
| 83 | – | 4 | 36 | – |
| 55 | – | 4 | 12 | – |
| 28 | – | – | 24 | – |
| 1,476 | 13 | 20 | 388 | – |
| 869 | 10 | 15 | 173 | – |
| 607 | 3 | 5 | 215 | – |
| 115 | 2 | 1 | 11 | 5 |
| 75 | 2 | 1 | 6 | 2 |
| 40 | – | – | 5 | 3 |
| 59 | 1 | 7 | 6 | 1 |
| 36 | 1 | 5 | 4 | 1 |
| 23 | – | 2 | 2 | – |
| 37 | 1 | 2 | 7 | 1 |
| 26 | 1 | 1 | 5 | – |
| 11 | – | 1 | 2 | 1 |
| 25 | – | – | 6 | 1 |
| 19 | – | – | 1 | – |
| 6 | – | – | 5 | 1 |
| 174 | 4 | 8 | 34 | 8 |
| 112 | 3 | 5 | 15 | 4 |
| 62 | 1 | 3 | 19 | 4 |
| 55 | – | 3 | 28 | 5 |
| 40 | – | 2 | 14 | 4 |
| 15 | – | 1 | 14 | 1 |
| 127 | 1 | 4 | 23 | – |
| 83 | – | 2 | 15 | – |
| 44 | 1 | 2 | 8 | – |
| 96 | 1 | 6 | 20 | 1 |
| 64 | – | 4 | 11 | – |
| 32 | 1 | 2 | 9 | 1 |

Note : 1) Based on Resident Registration Address

2) The total is based on the Fecal Occult Blood Test (FOBT)

(individuals diagnosed as positive receive a Double Contrast Barium Enema or a colonoscopy exam according to their preference)

제Ⅱ-5 표

Table Ⅱ-5

Ü Ü

Statistics on Colorectal Cancer Screening

| Division | | Total | Fecal Occult Blood Test (FOBT) | | Normal |
|---------------------|-----|---------|--------------------------------|----------|--------|
| | | | Negative | Positive | |
| Yeonggwang-gun | S.T | 5,394 | 5,121 | 273 | 36 |
| | M | 2,474 | 2,321 | 153 | 14 |
| | F | 2,920 | 2,800 | 120 | 22 |
| Jangseong-gun | S.T | 4,325 | 4,054 | 271 | 38 |
| | M | 2,003 | 1,869 | 134 | 27 |
| | F | 2,322 | 2,185 | 137 | 11 |
| Wando-gun | S.T | 4,837 | 4,517 | 320 | 39 |
| | M | 2,135 | 1,968 | 167 | 18 |
| | F | 2,702 | 2,549 | 153 | 21 |
| Jindo-gun | S.T | 3,677 | 3,565 | 112 | 14 |
| | M | 1,543 | 1,484 | 59 | 10 |
| | F | 2,134 | 2,081 | 53 | 4 |
| Sinan-gun | S.T | 5,026 | 4,774 | 252 | 39 |
| | M | 2,327 | 2,187 | 140 | 23 |
| | F | 2,699 | 2,587 | 112 | 16 |
| Gyeongbuk | S.T | 221,298 | 210,432 | 10,866 | 1,046 |
| | M | 98,531 | 92,706 | 5,825 | 469 |
| | F | 122,767 | 117,726 | 5,041 | 577 |
| Pohang-si Nam-gu | S.T | 17,927 | 17,232 | 695 | 55 |
| | M | 7,933 | 7,561 | 372 | 27 |
| | F | 9,994 | 9,671 | 323 | 28 |
| Pohang-si Buk-gu | S.T | 18,109 | 17,512 | 597 | 46 |
| | M | 8,198 | 7,871 | 327 | 20 |
| | F | 9,911 | 9,641 | 270 | 26 |
| Gyeongju-si | S.T | 21,101 | 20,190 | 911 | 80 |
| | M | 9,342 | 8,869 | 473 | 26 |
| | F | 11,759 | 11,321 | 438 | 54 |
| Gimcheon-si | S.T | 13,716 | 13,092 | 624 | 48 |
| | M | 5,980 | 5,605 | 375 | 31 |
| | F | 7,736 | 7,487 | 249 | 17 |
| Andong-si | S.T | 18,480 | 17,028 | 1,452 | 128 |
| | M | 8,215 | 7,468 | 747 | 56 |
| | F | 10,265 | 9,560 | 705 | 72 |
| Gumi-si | S.T | 17,866 | 17,319 | 547 | 35 |
| | M | 7,983 | 7,670 | 313 | 14 |
| | F | 9,883 | 9,649 | 234 | 21 |
| Yeongju-si | S.T | 12,820 | 12,067 | 753 | 64 |
| | M | 5,768 | 5,355 | 413 | 30 |
| | F | 7,052 | 6,712 | 340 | 34 |
| Yeongcheon-si | S.T | 10,377 | 9,851 | 526 | 40 |
| | M | 4,819 | 4,552 | 267 | 19 |
| | F | 5,558 | 5,299 | 259 | 21 |

XX aX X
 X aX X X X X X X

X X X a

Diagnoses by District and Gender <Cont'd>

XX a
(Unit : Person)

| X X X X X X X Double Contrast Barium Enema or Colonoscopy Exam | | | | |
|---|-------------------------------------|-------------------|--------------|--|
| Benign Lesion | X Suspected Colorectal Cancer | Colorectal Cancer | Other | X Previously diagnosed with cancer |
| 78 | 3 | 3 | 14 | 2 |
| 49 | 2 | 2 | 7 | 1 |
| 29 | 1 | 1 | 7 | 1 |
| 34 | 1 | 5 | 60 | 3 |
| 23 | 1 | 3 | 20 | 3 |
| 11 | – | 2 | 40 | – |
| 67 | – | 4 | 18 | 2 |
| 42 | – | 3 | 8 | 1 |
| 25 | – | 1 | 10 | 1 |
| 29 | – | – | 1 | 1 |
| 17 | – | – | 1 | 1 |
| 12 | – | – | – | – |
| 83 | – | – | 12 | 1 |
| 53 | – | – | 4 | 1 |
| 30 | – | – | 8 | – |
| 2,171 | 42 | 137 | 1,116 | 144 |
| 1,255 | 28 | 100 | 614 | 96 |
| 916 | 14 | 37 | 502 | 48 |
| 170 | 4 | 13 | 62 | 19 |
| 94 | 3 | 8 | 34 | 11 |
| 76 | 1 | 5 | 28 | 8 |
| 157 | 2 | 12 | 92 | 13 |
| 87 | 2 | 8 | 53 | 9 |
| 70 | – | 4 | 39 | 4 |
| 222 | 5 | 15 | 71 | 15 |
| 132 | 5 | 11 | 40 | 10 |
| 90 | – | 4 | 31 | 5 |
| 119 | 2 | 7 | 120 | 4 |
| 76 | 1 | 5 | 74 | 2 |
| 43 | 1 | 2 | 46 | 2 |
| 132 | 3 | 18 | 93 | 13 |
| 80 | – | 13 | 51 | 8 |
| 52 | 3 | 5 | 42 | 5 |
| 148 | 4 | 11 | 49 | 18 |
| 84 | 3 | 9 | 22 | 13 |
| 64 | 1 | 2 | 27 | 5 |
| 91 | 2 | 4 | 37 | 12 |
| 52 | 2 | 4 | 19 | 6 |
| 39 | – | – | 18 | 6 |
| 148 | – | 3 | 49 | 5 |
| 81 | – | 2 | 26 | 4 |
| 67 | – | 1 | 23 | 1 |

Note : 1) Based on Resident Registration Address

2) The total is based on the Fecal Occult Blood Test (FOBT)

(individuals diagnosed as positive receive a Double Contrast Barium Enema or a colonoscopy exam according to their preference)

Table II-5

Statistics on Colorectal Cancer Screening

[illegible]

Diagnoses by District and Gender <Cont'd>

XX a
(Unit : Person)

| X X X X X X X Double Contrast Barium Enema or Colonoscopy Exam | | | | | |
|---|-------------------------------------|-------------------|-------|--|--|
| Benign Lesion | X Suspected Colorectal Cancer | Colorectal Cancer | Other | X Previously diagnosed with cancer | |
| 65 | 7 | 3 | 38 | 2 | |
| 38 | 5 | 3 | 17 | — | |
| 27 | 2 | — | 21 | 2 | |
| 270 | 5 | 10 | 191 | 3 | |
| 165 | 3 | 8 | 94 | 3 | |
| 105 | 2 | 2 | 97 | — | |
| 85 | 3 | 5 | 79 | 9 | |
| 44 | 1 | 4 | 43 | 8 | |
| 41 | 2 | 1 | 36 | 1 | |
| 35 | — | 2 | 12 | 1 | |
| 20 | — | 1 | 4 | 1 | |
| 15 | — | 1 | 8 | — | |
| 58 | 2 | 6 | 32 | 6 | |
| 31 | 1 | 2 | 19 | 4 | |
| 27 | 1 | 4 | 13 | 2 | |
| 28 | — | 2 | 9 | 2 | |
| 16 | — | 2 | 6 | 2 | |
| 12 | — | — | 3 | — | |
| 23 | — | 2 | 11 | 2 | |
| 14 | — | 2 | 6 | 1 | |
| 9 | — | — | 5 | 1 | |
| 20 | — | 1 | 11 | 5 | |
| 13 | — | 1 | 4 | 3 | |
| 7 | — | — | 7 | 2 | |
| 141 | 1 | 2 | 28 | 1 | |
| 76 | 1 | 1 | 22 | — | |
| 65 | — | 1 | 6 | 1 | |
| 45 | — | 2 | 18 | 1 | |
| 28 | — | 2 | 8 | 1 | |
| 17 | — | — | 10 | — | |
| 47 | — | 5 | 12 | 2 | |
| 27 | — | 2 | 5 | 2 | |
| 20 | — | 3 | 7 | — | |
| 38 | — | 5 | 23 | 2 | |
| 18 | — | 4 | 13 | 2 | |
| 20 | — | 1 | 10 | — | |
| 65 | 1 | 3 | 43 | 4 | |
| 38 | 1 | 3 | 26 | 4 | |
| 27 | — | — | 17 | — | |
| 35 | — | 3 | 25 | 1 | |
| 21 | — | 2 | 20 | — | |
| 14 | — | 1 | 5 | 1 | |

Note : 1) Based on Resident Registration Address

2) The total is based on the Fecal Occult Blood Test (FOBT)

(individuals diagnosed as positive receive a Double Contrast Barium Enema or a colonoscopy exam according to their preference)

제Ⅱ-5 표

Table Ⅱ-5

Ü Ü

Statistics on Colorectal Cancer Screening

| Division | | Total | Fecal Occult Blood Test (FOBT) | | Normal |
|----------------|-----|---------|--------------------------------|----------|--------|
| | | | Negative | Positive | |
| Ulsan | S.T | 4,022 | 3,859 | 163 | 7 |
| | M | 1,743 | 1,649 | 94 | 3 |
| | F | 2,279 | 2,210 | 69 | 4 |
| Ulleung-gun | S.T | 799 | 776 | 23 | 3 |
| | M | 345 | 334 | 11 | 1 |
| | F | 454 | 442 | 12 | 2 |
| Gyeongnam | S.T | 221,891 | 211,665 | 10,226 | 1,310 |
| | M | 100,700 | 95,226 | 5,474 | 565 |
| | F | 121,191 | 116,439 | 4,752 | 745 |
| Changwon-si | S.T | 13,823 | 13,343 | 480 | 70 |
| | M | 6,396 | 6,126 | 270 | 36 |
| | F | 7,427 | 7,217 | 210 | 34 |
| Seongsan-gu | S.T | 9,477 | 9,208 | 269 | 24 |
| | M | 4,389 | 4,229 | 160 | 14 |
| | F | 5,088 | 4,979 | 109 | 10 |
| Masanhappo-gu | S.T | 13,531 | 13,053 | 478 | 37 |
| | M | 6,097 | 5,836 | 261 | 17 |
| | F | 7,434 | 7,217 | 217 | 20 |
| MasanHoewon-gu | S.T | 15,257 | 14,713 | 544 | 71 |
| | M | 6,926 | 6,631 | 295 | 35 |
| | F | 8,331 | 8,082 | 249 | 36 |
| Jinhae-gu | S.T | 10,940 | 10,547 | 393 | 38 |
| | M | 4,971 | 4,742 | 229 | 16 |
| | F | 5,969 | 5,805 | 164 | 22 |
| Jinju-si | S.T | 30,456 | 28,898 | 1,558 | 119 |
| | M | 13,807 | 13,021 | 786 | 41 |
| | F | 16,649 | 15,877 | 772 | 78 |
| Tongyeong-si | S.T | 9,264 | 8,552 | 712 | 72 |
| | M | 4,429 | 4,020 | 409 | 38 |
| | F | 4,835 | 4,532 | 303 | 34 |
| Sacheon-si | S.T | 8,907 | 8,287 | 620 | 44 |
| | M | 4,011 | 3,699 | 312 | 14 |
| | F | 4,896 | 4,588 | 308 | 30 |
| Gimhae-si | S.T | 24,956 | 23,425 | 1,531 | 442 |
| | M | 11,738 | 10,930 | 808 | 186 |
| | F | 13,218 | 12,495 | 723 | 256 |
| Miryang-si | S.T | 8,754 | 8,248 | 506 | 111 |
| | M | 3,833 | 3,568 | 265 | 52 |
| | F | 4,921 | 4,680 | 241 | 59 |
| Geoje-si | S.T | 12,112 | 11,784 | 328 | 24 |
| | M | 5,708 | 5,534 | 174 | 7 |
| | F | 6,404 | 6,250 | 154 | 17 |

XX aX X
 X aX X

X X X X X X X X

X X

X a

Diagnoses by District and Gender <Cont'd>

XX a
(Unit : Person)

| Benign Lesion | X Suspected Colorectal Cancer | Colorectal Cancer | Other | X Previously diagnosed with cancer |
|---------------|-------------------------------------|-------------------|-------|--|
| 25 | 1 | 2 | 4 | 1 |
| 18 | - | 2 | 3 | 1 |
| 7 | 1 | - | 1 | - |
| 4 | - | 1 | 7 | 3 |
| 2 | - | 1 | 5 | 1 |
| 2 | - | | | |

| Division | | Total | Fecal Occult Blood Test (FOBT) | | Normal |
|-----------------|-----|---------------|--------------------------------|--------------|-----------|
| | | | Negative | Positive | |
| Yongsan-si | S.T | 16,659 | 15,804 | 855 | 107 |
| | M | 7,649 | 7,173 | 476 | 45 |
| | F | 9,010 | 8,631 | 379 | 62 |
| Uiryeong-gun | S.T | 2,790 | 2,634 | 156 | 10 |
| | M | 1,160 | 1,074 | 86 | 3 |
| | F | 1,630 | 1,560 | 70 | 7 |
| Haman-gun | S.T | 5,140 | 4,953 | 187 | 22 |
| | M | 2,388 | 2,287 | 101 | 8 |
| | F | 2,752 | 2,666 | 86 | 14 |
| Changnyeong-gun | S.T | 5,683 | 5,384 | 299 | 38 |
| | M | 2,438 | 2,282 | 156 | 21 |
| | F | 3,245 | 3,102 | 143 | 17 |
| Goseong-gun | S.T | 4,691 | 4,507 | 184 | 15 |
| | M | 2,132 | 2,034 | 98 | 8 |
| | F | 2,559 | 2,473 | 86 | 7 |
| Namhae-gun | S.T | 5,199 | 4,925 | 274 | 14 |
| | M | 2,113 | 1,965 | 148 | 7 |
| | F | 3,086 | 2,960 | 126 | 7 |
| Hadong-gun | S.T | 5,892 | 5,646 | 246 | 14 |
| | M | 2,553 | 2,425 | 128 | 4 |
| | F | 3,339 | 3,221 | 118 | 10 |
| Sancheong-gun | S.T | 3,584 | 3,398 | 186 | 11 |
| | M | 1,724 | 1,621 | 103 | 6 |
| | F | 1,860 | 1,777 | 83 | 5 |
| Hamyang-gun | S.T | 4,309 | 4,152 | 157 | 8 |
| | M | 1,867 | 1,786 | 81 | 1 |
| | F | 2,442 | 2,366 | 76 | 7 |
| Geochang-gun | S.T | 5,833 | 5,711 | 122 | 8 |
| | M | 2,441 | 2,378 | 63 | 4 |
| | F | 3,392 | 3,333 | 59 | 4 |
| Hapcheon-gun | S.T | 4,634 | 4,493 | 141 | 11 |
| | M | 1,930 | 1,865 | 65 | 2 |
| | F | 2,704 | 2,628 | 76 | 9 |
| Jeju | S.T | 38,972 | 37,738 | 1,234 | 56 |
| | M | 17,225 | 16,551 | 674 | 19 |
| | F | 21,747 | 21,187 | 560 | 37 |
| Jeju-si | S.T | 25,976 | 25,254 | 722 | 28 |
| | M | 11,498 | 11,094 | 404 | 10 |
| | F | 14,478 | 14,160 | 318 | 18 |
| Seogwipo-si | S.T | 12,996 | 12,484 | 512 | 28 |
| | M | 5,727 | 5,457 | 270 | 9 |
| | F | 7,269 | 7,027 | 242 | 19 |

XX aX

X

X aX

X

X

X

X

X

X

X

X

X

X

a

Diagnoses by District and Gender <Cont'd>

(Unit : Person)

| XXX X X X X X X Double Contrast Barium Enema or Colonoscopy Exam | | | | | |
|---|-------------------------------------|-------------------|-------|--|--|
| Benign Lesion | X Suspected Colorectal Cancer | Colorectal Cancer | Other | X Previously diagnosed with cancer | |
| 252 | 7 | 10 | 46 | 20 | |
| 163 | 7 | 5 | 21 | 13 | |
| 89 | – | 5 | 25 | 7 | |
| 20 | – | 1 | 16 | 1 | |
| 16 | – | 1 | 13 | 1 | |
| 4 | – | – | 3 | – | |
| 22 | – | 3 | 35 | 3 | |
| 11 | – | 1 | 22 | 2 | |
| 11 | – | 2 | 13 | 1 | |
| 50 | 2 | – | 46 | 3 | |
| 32 | 1 | – | 26 | 2 | |
| 18 | 1 | – | 20 | 1 | |
| 36 | 2 | 2 | 8 | 3 | |
| 21 | 2 | 2 | 4 | 1 | |
| 15 | – | – | 4 | 2 | |
| 47 | 1 | 1 | 11 | 7 | |
| 28 | – | 1 | 8 | 5 | |
| 19 | 1 | – | 3 | 2 | |
| 48 | 2 | 5 | 29 | 1 | |
| 28 | 2 | 3 | 21 | 1 | |
| 20 | – | 2 | 8 | – | |
| 46 | 2 | 4 | 9 | 1 | |
| 27 | 1 | 3 | 5 | – | |
| 19 | 1 | 1 | 4 | 1 | |
| 33 | 8 | 2 | 13 | 3 | |
| 22 | 8 | 1 | 6 | 2 | |
| 11 | – | 1 | 7 | 1 | |
| 18 | 2 | 2 | 5 | 1 | |
| 9 | 2 | 2 | 1 | 1 | |
| 9 | – | – | 4 | – | |
| 22 | – | – | 9 | 4 | |
| 15 | – | – | 5 | 3 | |
| 7 | – | – | 4 | 1 | |
| 240 | 9 | 25 | 235 | 10 | |
| 147 | 8 | 16 | 128 | 7 | |
| 93 | 1 | 9 | 107 | 3 | |
| 139 | 7 | 16 | 170 | 4 | |
| 80 | 6 | 10 | 92 | 3 | |
| 59 | 1 | 6 | 78 | 1 | |
| 101 | 2 | 9 | 65 | 6 | |
| 67 | 2 | 6 | 36 | 4 | |
| 34 | – | 3 | 29 | 2 | |

Note : 1) Based on Resident Registration Address

2) The total is based on the Fecal Occult Blood Test (FOBT)

(individuals diagnosed as positive receive a Double Contrast Barium Enema or a colonoscopy exam according to their preference)

제Ⅱ-6 표

Table Ⅱ-6

Statistics on Colorectal Cancer

| Division | | | | Total | Fecal Occult Blood Test (FOBT) | | | |
|----------------------------|---|----|-----|-----------|--------------------------------|----------|--------|--|
| | | | | | Negative | Positive | | |
| | | | | | | | | |
| Total | | | | 3,705,933 | 3,491,255 | 214,678 | 27,176 | |
| M | | | | 1,679,722 | 1,565,316 | 114,406 | 11,827 | |
| F | | | | 2,026,211 | 1,925,939 | 100,272 | 15,349 | |
| | | | | | | | | |
| nh | ι | nl | S.T | 909,655 | 860,672 | 48,983 | 7,945 | |
| | | | M | 385,558 | 360,613 | 24,945 | 3,327 | |
| | | | F | 524,097 | 500,059 | 24,038 | 4,618 | |
| | | | | | | | | |
| nm | ι | nq | S.T | 719,063 | 679,536 | 39,527 | 5,746 | |
| | | | M | 321,450 | 299,920 | 21,530 | 2,488 | |
| | | | F | 397,613 | 379,616 | 17,997 | 3,258 | |
| | | | | | | | | |
| nh | ι | nl | S.T | 757,540 | 715,498 | 42,042 | 5,499 | |
| | | | M | 346,644 | 323,696 | 22,948 | 2,353 | |
| | | | F | 410,896 | 391,802 | 19,094 | 3,146 | |
| | | | | | | | | |
| nm | ι | nq | S.T | 508,267 | 478,212 | 30,055 | 3,424 | |
| | | | M | 243,876 | 227,243 | 16,633 | 1,516 | |
| | | | F | 264,391 | 250,969 | 13,422 | 1,908 | |
| | | | | | | | | |
| oh | ι | ol | S.T | 506,803 | 474,986 | 31,817 | 3,064 | |
| | | | M | 240,144 | 223,047 | 17,097 | 1,371 | |
| | | | F | 266,659 | 251,939 | 14,720 | 1,693 | |
| | | | | | | | | |
| om | ι | oq | S.T | 208,729 | 193,934 | 14,795 | 1,140 | |
| | | | M | 98,707 | 90,989 | 7,718 | 586 | |
| | | | F | 110,022 | 102,945 | 7,077 | 554 | |
| | | | | | | | | |
| ph | ι | pl | S.T | 77,741 | 71,907 | 5,834 | 311 | |
| | | | M | 35,254 | 32,468 | 2,786 | 156 | |
| | | | F | 42,487 | 39,439 | 3,048 | 155 | |
| | | | | | | | | |
| pnX XXX X X 85 and over | | | S.T | 18,135 | 16,510 | 1,625 | 47 | |
| | | | M | 8,089 | 7,340 | 749 | 30 | |
| | | | F | 10,046 | 9,170 | 876 | 17 | |
| | | | | | | | | |
| XXaX X | | | | | | | | |
| XaX X | | | | X | X | X | a | |

Screening Diagnoses by Age and Gender

XX a
(Unit : Person)

| XXX X X X X X X Double Contrast Barium Enema or Colonoscopy Exam | | | | |
|---|----------------------------------|-------------------|---------------|---------------------------------------|
| Benign Lesion | X Suspected Colorectal Cancer | Colorectal Cancer | Other | X Previously diagnosed with cancer |
| 52,686 | 966 | 2,730 | 19,021 | 1,606 |
| 31,931 | 654 | 1,827 | 9,143 | 939 |
| 20,755 | 312 | 903 | 9,878 | 667 |
| 11,562 | 127 | 330 | 5,142 | 177 |
| 6,921 | 77 | 186 | 2,278 | 87 |
| 4,641 | 50 | 144 | 2,864 | 90 |
| 10,301 | 140 | 425 | 3,922 | 161 |
| 6,429 | 94 | 285 | 1,910 | 84 |
| 3,872 | 46 | 140 | 2,012 | 77 |
| 11,305 | 200 | 518 | 3,908 | 312 |
| 6,939 | 148 | 351 | 1,909 | 186 |
| 4,366 | 52 | 167 | 1,999 | 126 |
| 8,122 | 184 | 492 | 2,573 | 272 |
| 4,906 | 121 | 338 | 1,276 | 165 |
| 3,216 | 63 | 154 | 1,297 | 107 |
| 7,446 | 181 | 572 | 2,296 | 384 |
| 4,402 | 122 | 400 | 1,167 | 224 |
| 3,044 | 59 | 172 | 1,129 | 160 |
| 2,990 | 108 | 258 | 902 | 209 |
| 1,761 | 72 | 174 | 457 | 134 |
| 1,229 | 36 | 84 | 445 | 75 |
| 812 | 17 | 106 | 243 | 77 |
| 479 | 12 | 70 | 125 | 51 |
| 333 | 5 | 36 | 118 | 26 |
| 148 | 9 | 29 | 35 | 14 |
| 94 | 8 | 23 | 21 | 8 |
| 54 | 1 | 6 | 14 | 6 |

Note : 1) Based on Age at the End of the Year

2) The total is based on the Fecal Occult Blood Test (FOBT)

(individuals diagnosed as positive receive a Double Contrast Barium Enema or a colonoscopy exam according to their preference)

| Division | | Total | Free of abnormalities | X X X Benign Lesion | X X X Suspected Liver Cancer | X Other | X Previously diagnosed with cancer |
|----------|-------|---------|-----------------------|------------------------|---------------------------------|------------|---------------------------------------|
| Total | Total | 416,667 | 122,266 | 225,805 | 1,973 | 66,623 | 1,033 |
| | M | 237,789 | 58,895 | 137,454 | 1,492 | 39,948 | 659 |
| | F | 178,878 | 63,371 | 88,351 | 481 | 26,675 | 374 |
| Seoul | S.T | 74,279 | 21,089 | 41,761 | 324 | 11,105 | 455 |
| | M | 40,304 | 9,588 | 24,227 | 245 | 6,244 | 247 |
| | F | 33,975 | 11,501 | 17,534 | 79 | 4,861 | 208 |
| Busan | S.T | 36,044 | 9,056 | 21,379 | 161 | 5,448 | 78 |
| | M | 20,010 | 4,076 | 12,598 | 119 | 3,217 | 56 |
| | F | 16,034 | 4,980 | 8,781 | 42 | 2,231 | 22 |
| Daegu | S.T | 21,936 | 6,036 | 11,884 | 90 | 3,926 | 34 |
| | M | 12,062 | 2,743 | 6,900 | 67 | 2,352 | 24 |
| | F | 9,874 | 3,293 | 4,984 | 23 | 1,574 | 10 |
| Incheon | S.T | 18,899 | 5,019 | 10,398 | 121 | 3,361 | 29 |
| | M | 10,989 | 2,414 | 6,448 | 87 | 2,040 | 23 |
| | F | 7,910 | 2,605 | 3,950 | 34 | 1,321 | 6 |
| Gwangju | S.T | 13,503 | 4,614 | 6,830 | 64 | 1,995 | 22 |
| | M | 8,302 | 2,363 | 4,585 | 51 | 1,303 | 18 |
| | F | 5,201 | 2,251 | 2,245 | 13 | 692 | 4 |
| Daejeon | S.T | 13,272 | 3,514 | 7,436 | 53 | 2,269 | 21 |
| | M | 7,716 | 1,683 | 4,636 | 44 | 1,353 | 13 |
| | F | 5,556 | 1,831 | 2,800 | 9 | 916 | 8 |
| Ulsan | S.T | 8,331 | 3,152 | 3,738 | 33 | 1,408 | 10 |
| | M | 4,887 | 1,601 | 2,405 | 23 | 858 | 9 |
| | F | 3,444 | 1,551 | 1,333 | 10 | 550 | 1 |
| Sejong | S.T | 650 | 158 | 404 | 4 | 84 | - |
| | M | 403 | 74 | 270 | 3 | 56 | - |
| | F | 247 | 84 | 134 | 1 | 28 | - |
| Gyeonggi | S.T | 84,201 | 25,396 | 43,589 | 372 | 14,844 | 177 |
| | M | 47,557 | 12,161 | 26,458 | 276 | 8,662 | 107 |
| | F | 36,644 | 13,235 | 17,131 | 96 | 6,182 | 70 |
| Gangwon | S.T | 17,899 | 6,133 | 9,797 | 87 | 1,882 | 23 |
| | M | 10,108 | 3,073 | 5,852 | 66 | 1,117 | 19 |
| | F | 7,791 | 3,060 | 3,945 | 21 | 765 | 4 |
| Chungbuk | S.T | 12,166 | 3,665 | 6,528 | 31 | 1,942 | 20 |
| | M | 7,237 | 1,889 | 4,119 | 25 | 1,204 | 17 |
| | F | 4,929 | 1,776 | 2,409 | 6 | 738 | 3 |
| Chungnam | S.T | 13,866 | 4,342 | 7,531 | 87 | 1,906 | 27 |
| | M | 8,530 | 2,281 | 4,956 | 67 | 1,226 | 21 |
| | F | 5,336 | 2,061 | 2,575 | 20 | 680 | 6 |
| Jeonbuk | S.T | 18,736 | 6,598 | 9,454 | 95 | 2,589 | 25 |
| | M | 10,755 | 3,247 | 5,861 | 80 | 1,567 | 19 |
| | F | 7,981 | 3,351 | 3,593 | 15 | 1,022 | 6 |
| Jeonnam | S.T | 27,259 | 7,800 | 14,665 | 173 | 4,621 | 46 |
| | M | 16,510 | 4,010 | 9,455 | 128 | 2,917 | 37 |
| | F | 10,749 | 3,790 | 5,210 | 45 | 1,704 | 9 |

XX aX

X

j aX

X

X

X

X

Diagnoses by District and Gender

XX a
(Unit : Person)

| Division | | Total | Free of abnormalities | X X X Benign Lesion | X X X Suspected Liver Cancer | X Other | X Previously diagnosed with cancer |
|---------------|------------|---------------|-----------------------|------------------------|---------------------------------|---------------|---------------------------------------|
| Gyeongbuk | S.T | 24,112 | 7,541 | 12,715 | 120 | 3,736 | 32 |
| | M | 13,730 | 3,660 | 7,658 | 87 | 2,325 | 22 |
| | F | 10,382 | 3,881 | 5,057 | 33 | 1,411 | 10 |
| Gyeongnam | S.T | 25,950 | 6,730 | 15,048 | 143 | 4,029 | 30 |
| | M | 15,324 | 3,348 | 9,315 | 110 | 2,551 | 23 |
| | F | 10,626 | 3,382 | 5,733 | 33 | 1,478 | 7 |
| Jeju | S.T | 5,564 | 1,423 | 2,648 | 15 | 1,478 | 4 |
| | M | 3,365 | 684 | 1,711 | 14 | 956 | 4 |
| | F | 2,199 | 739 | 937 | 1 | 522 | — |
| Seoul | S.T | 74,279 | 21,089 | 41,761 | 324 | 11,105 | 455 |
| | M | 40,304 | 9,588 | 24,227 | 245 | 6,244 | 247 |
| | F | 33,975 | 11,501 | 17,534 | 79 | 4,861 | 208 |
| Jongno-gu | S.T | 1,050 | 262 | 692 | 8 | 88 | 3 |
| | M | 595 | 130 | 407 | 4 | 54 | 2 |
| | F | 455 | 132 | 285 | 4 | 34 | 1 |
| Jung-gu | S.T | 852 | 233 | 536 | 3 | 80 | 2 |
| | M | 498 | 110 | 332 | 2 | 54 | 1 |
| | F | 354 | 123 | 204 | 1 | 26 | 1 |
| Yongsan-gu | S.T | 1,724 | 459 | 1,031 | 5 | 229 | 7 |
| | M | 908 | 195 | 590 | 4 | 119 | 6 |
| | F | 816 | 264 | 441 | 1 | 110 | 1 |
| Seongdong-gu | S.T | 2,086 | 545 | 1,311 | 11 | 219 | 4 |
| | M | 1,201 | 265 | 801 | 8 | 127 | 2 |
| | F | 885 | 280 | 510 | 3 | 92 | 2 |
| Gwangjin-gu | S.T | 2,389 | 680 | 1,473 | 7 | 229 | 4 |
| | M | 1,357 | 316 | 907 | 5 | 129 | 4 |
| | F | 1,032 | 364 | 566 | 2 | 100 | — |
| Dongdaemun-gu | S.T | 2,849 | 623 | 1,776 | 11 | 439 | 9 |
| | M | 1,566 | 278 | 1,050 | 9 | 229 | 7 |
| | F | 1,283 | 345 | 726 | 2 | 210 | 2 |
| Jungnang-gu | S.T | 3,166 | 901 | 1,755 | 23 | 487 | 33 |
| | M | 1,764 | 417 | 1,062 | 16 | 269 | 18 |
| | F | 1,402 | 484 | 693 | 7 | 218 | 15 |
| Seongbuk-gu | S.T | 3,397 | 801 | 2,042 | 14 | 540 | 13 |
| | M | 1,915 | 380 | 1,199 | 11 | 325 | 6 |
| | F | 1,482 | 421 | 843 | 3 | 215 | 7 |
| Gangbuk-gu | S.T | 3,277 | 976 | 1,767 | 15 | 519 | 18 |
| | M | 1,727 | 416 | 1,012 | 14 | 285 | 9 |
| | F | 1,550 | 560 | 755 | 1 | 234 | 9 |
| Dobong-gu | S.T | 3,460 | 1,044 | 1,854 | 6 | 556 | 26 |
| | M | 1,791 | 450 | 1,040 | 4 | 297 | 13 |
| | F | 1,669 | 594 | 814 | 2 | 259 | 13 |
| Nowon-gu | S.T | 4,657 | 1,424 | 2,474 | 26 | 733 | 252 |
| | M | 2,471 | 621 | 1,416 | 20 | 414 | 121 |
| | F | 2,186 | 803 | 1,058 | 6 | 319 | 131 |

Note : 1) Based on Resident Registration Address

2) The total excludes patients who were previously diagnosed with cancer

제Ⅱ-7 표

Table Ⅱ-7

Ü Ü

Statistics on Liver Cancer Screening

| Division | | Total | Free of abnormalities | X X X Benign Lesion | X X X Suspected Liver Cancer | X Other | X Previously diagnosed with cancer |
|-----------------|-----|--------|-----------------------|------------------------|---------------------------------|------------|---------------------------------------|
| Eunpyeong-gu | S.T | 5,981 | 1,924 | 3,038 | 18 | 1,001 | 6 |
| | M | 2,857 | 736 | 1,590 | 16 | 515 | 6 |
| | F | 3,124 | 1,188 | 1,448 | 2 | 486 | — |
| Seodaemun-gu | S.T | 2,231 | 618 | 1,284 | 12 | 317 | 6 |
| | M | 1,223 | 306 | 727 | 8 | 182 | 2 |
| | F | 1,008 | 312 | 557 | 4 | 135 | 4 |
| Mapo-gu | S.T | 2,635 | 807 | 1,517 | 12 | 299 | 4 |
| | M | 1,394 | 377 | 845 | 8 | 164 | 2 |
| | F | 1,241 | 430 | 672 | 4 | 135 | 2 |
| Yangcheon-gu | S.T | 2,810 | 673 | 1,744 | 13 | 380 | 6 |
| | M | 1,542 | 310 | 994 | 8 | 230 | 4 |
| | F | 1,268 | 363 | 750 | 5 | 150 | 2 |
| Gangseo-gu | S.T | 3,770 | 963 | 2,238 | 19 | 550 | 5 |
| | M | 2,034 | 456 | 1,239 | 15 | 324 | 4 |
| | F | 1,736 | 507 | 999 | 4 | 226 | 1 |
| Guro-gu | S.T | 3,038 | 796 | 1,780 | 14 | 448 | 6 |
| | M | 1,721 | 410 | 1,054 | 11 | 246 | 3 |
| | F | 1,317 | 386 | 726 | 3 | 202 | 3 |
| Geumcheon-gu | S.T | 1,781 | 504 | 1,006 | 4 | 267 | 4 |
| | M | 1,025 | 232 | 627 | 2 | 164 | 2 |
| | F | 756 | 272 | 379 | 2 | 103 | 2 |
| Yeongdeungpo-gu | S.T | 2,785 | 741 | 1,582 | 16 | 446 | 6 |
| | M | 1,556 | 363 | 924 | 11 | 258 | 3 |
| | F | 1,229 | 378 | 658 | 5 | 188 | 3 |
| Dongjak-gu | S.T | 2,803 | 889 | 1,452 | 11 | 451 | 8 |
| | M | 1,542 | 380 | 885 | 9 | 268 | 6 |
| | F | 1,261 | 509 | 567 | 2 | 183 | 2 |
| Gwanak-gu | S.T | 3,681 | 988 | 1,673 | 21 | 999 | 13 |
| | M | 2,006 | 460 | 987 | 18 | 541 | 10 |
| | F | 1,675 | 528 | 686 | 3 | 458 | 3 |
| Seocho-gu | S.T | 2,503 | 802 | 1,342 | 6 | 353 | 1 |
| | M | 1,406 | 388 | 814 | 5 | 199 | 1 |
| | F | 1,097 | 414 | 528 | 1 | 154 | — |
| Gangnam-gu | S.T | 3,071 | 930 | 1,629 | 9 | 503 | 6 |
| | M | 1,624 | 402 | 943 | 5 | 274 | 4 |
| | F | 1,447 | 528 | 686 | 4 | 229 | 2 |
| Songpa-gu | S.T | 4,764 | 1,441 | 2,819 | 23 | 481 | 4 |
| | M | 2,701 | 701 | 1,677 | 17 | 306 | 3 |
| | F | 2,063 | 740 | 1,142 | 6 | 175 | 1 |
| Gangdong-gu | S.T | 3,519 | 1,065 | 1,946 | 17 | 491 | 9 |
| | M | 1,880 | 489 | 1,105 | 15 | 271 | 8 |
| | F | 1,639 | 576 | 841 | 2 | 220 | 1 |
| Busan | S.T | 36,044 | 9,056 | 21,379 | 161 | 5,448 | 78 |
| | M | 20,010 | 4,076 | 12,598 | 119 | 3,217 | 56 |
| | F | 16,034 | 4,980 | 8,781 | 42 | 2,231 | 22 |

XX aX

X

j aX

X

X

X

X

Diagnoses by District and Gender <Cont'd>

XX a
(Unit : Person)

| Division | | Total | Free of abnormalities | X X X Benign Lesion | X X X Suspected Liver Cancer | X Other | X Previously diagnosed with cancer |
|--------------|-----|-------|-----------------------|------------------------|---------------------------------|------------|---------------------------------------|
| Jung-gu | S.T | 522 | 126 | 300 | 6 | 90 | - |
| | M | 290 | 56 | 177 | 3 | 54 | - |
| | F | 232 | 70 | 123 | 3 | 36 | - |
| Seo-gu | S.T | 1,543 | 411 | 788 | 9 | 335 | 2 |
| | M | 822 | 187 | 435 | 4 | 196 | 1 |
| | F | 721 | 224 | 353 | 5 | 139 | 1 |
| Dong-gu | S.T | 950 | 210 | 576 | 5 | 159 | 1 |
| | M | 548 | 105 | 340 | 4 | 99 | 1 |
| | F | 402 | 105 | 236 | 1 | 60 | - |
| Yeongdo-gu | S.T | 3,821 | 917 | 2,583 | 7 | 314 | 5 |
| | M | 1,776 | 303 | 1,297 | 7 | 169 | 3 |
| | F | 2,045 | 614 | 1,286 | - | 145 | 2 |
| Busanjin-gu | S.T | 3,549 | 852 | 2,028 | 13 | 656 | 10 |
| | M | 2,064 | 404 | 1,260 | 9 | 391 | 7 |
| | F | 1,485 | 448 | 768 | 4 | 265 | 3 |
| Dongnae-gu | S.T | 2,892 | 694 | 1,782 | 7 | 409 | 4 |
| | M | 1,562 | 311 | 1,040 | 5 | 206 | 3 |
| | F | 1,330 | 383 | 742 | 2 | 203 | 1 |
| Nam-gu | S.T | 2,746 | 636 | 1,658 | 14 | 438 | 5 |
| | M | 1,647 | 310 | 1,064 | 10 | 263 | 3 |
| | F | 1,099 | 326 | 594 | 4 | 175 | 2 |
| Buk-gu | S.T | 2,543 | 588 | 1,537 | 15 | 403 | 5 |
| | M | 1,456 | 262 | 941 | 9 | 244 | 4 |
| | F | 1,087 | 326 | 596 | 6 | 159 | 1 |
| Haeundae-gu | S.T | 4,096 | 1,109 | 2,391 | 18 | 578 | 13 |
| | M | 2,227 | 470 | 1,406 | 16 | 335 | 12 |
| | F | 1,869 | 639 | 985 | 2 | 243 | 1 |
| Saha-gu | S.T | 3,355 | 957 | 1,828 | 14 | 556 | 5 |
| | M | 1,925 | 457 | 1,116 | 11 | 341 | 3 |
| | F | 1,430 | 500 | 712 | 3 | 215 | 2 |
| Geumjeong-gu | S.T | 2,368 | 676 | 1,299 | 9 | 384 | 5 |
| | M | 1,301 | 316 | 746 | 7 | 232 | 3 |
| | F | 1,067 | 360 | 553 | 2 | 152 | 2 |
| Gangseo-gu | S.T | 585 | 134 | 317 | 7 | 127 | 2 |
| | M | 378 | 72 | 213 | 6 | 87 | 2 |
| | F | 207 | 62 | 104 | 1 | 40 | - |
| Yeonje-gu | S.T | 2,123 | 535 | 1,342 | 7 | 239 | 3 |
| | M | 1,196 | 244 | 799 | 6 | 147 | 3 |
| | F | 927 | 291 | 543 | 1 | 92 | - |
| Suyeong-gu | S.T | 1,823 | 384 | 1,188 | 16 | 235 | 5 |
| | M | 983 | 170 | 676 | 13 | 124 | 3 |
| | F | 840 | 214 | 512 | 3 | 111 | 2 |
| Sasang-gu | S.T | 2,209 | 588 | 1,214 | 11 | 396 | 4 |
| | M | 1,326 | 287 | 770 | 7 | 262 | 3 |
| | F | 883 | 301 | 444 | 4 | 134 | 1 |

Note : 1) Based on Resident Registration Address

2) The total excludes patients who were previously diagnosed with cancer

제Ⅱ-7 표

Table Ⅱ-7

Ü Ü

Statistics on Liver Cancer Screening

| Division | | Total | Free of abnormalities | X X X Benign Lesion | X X X Suspected Liver Cancer | X Other | X Previously diagnosed with cancer |
|--------------|-----|--------|-----------------------|------------------------|---------------------------------|------------|---------------------------------------|
| Gijang-gun | S.T | 919 | 239 | 548 | 3 | 129 | 9 |
| | M | 509 | 122 | 318 | 2 | 67 | 5 |
| | F | 410 | 117 | 230 | 1 | 62 | 4 |
| Daegu | S.T | 21,936 | 6,036 | 11,884 | 90 | 3,926 | 34 |
| | M | 12,062 | 2,743 | 6,900 | 67 | 2,352 | 24 |
| | F | 9,874 | 3,293 | 4,984 | 23 | 1,574 | 10 |
| Jung-gu | S.T | 704 | 173 | 393 | 3 | 135 | 1 |
| | M | 364 | 75 | 217 | 2 | 70 | 1 |
| | F | 340 | 98 | 176 | 1 | 65 | — |
| Dong-gu | S.T | 2,690 | 733 | 1,353 | 15 | 589 | 7 |
| | M | 1,502 | 347 | 782 | 12 | 361 | 5 |
| | F | 1,188 | 386 | 571 | 3 | 228 | 2 |
| Seo-gu | S.T | 2,025 | 583 | 1,178 | 12 | 252 | 6 |
| | M | 1,076 | 271 | 653 | 9 | 143 | 4 |
| | F | 949 | 312 | 525 | 3 | 109 | 2 |
| Nam-gu | S.T | 1,365 | 303 | 760 | 8 | 294 | 1 |
| | M | 733 | 135 | 427 | 5 | 166 | 1 |
| | F | 632 | 168 | 333 | 3 | 128 | — |
| Buk-gu | S.T | 3,605 | 1,018 | 1,959 | 17 | 611 | 8 |
| | M | 2,052 | 474 | 1,182 | 12 | 384 | 4 |
| | F | 1,553 | 544 | 777 | 5 | 227 | 4 |
| Suseong-gu | S.T | 3,704 | 1,015 | 1,927 | 11 | 751 | 2 |
| | M | 2,132 | 483 | 1,184 | 10 | 455 | 2 |
| | F | 1,572 | 532 | 743 | 1 | 296 | — |
| Dalseo-gu | S.T | 5,855 | 1,690 | 3,174 | 17 | 974 | 5 |
| | M | 3,149 | 741 | 1,816 | 12 | 580 | 3 |
| | F | 2,706 | 949 | 1,358 | 5 | 394 | 2 |
| Dalseong-gun | S.T | 1,988 | 521 | 1,140 | 7 | 320 | 4 |
| | M | 1,054 | 217 | 639 | 5 | 193 | 4 |
| | F | 934 | 304 | 501 | 2 | 127 | — |
| Incheon | S.T | 18,899 | 5,019 | 10,398 | 121 | 3,361 | 29 |
| | M | 10,989 | 2,414 | 6,448 | 87 | 2,040 | 23 |
| | F | 7,910 | 2,605 | 3,950 | 34 | 1,321 | 6 |
| Jung-gu | S.T | 662 | 184 | 365 | 11 | 102 | 1 |
| | M | 427 | 101 | 243 | 10 | 73 | 1 |
| | F | 235 | 83 | 122 | 1 | 29 | — |
| Dong-gu | S.T | 482 | 117 | 271 | 2 | 92 | — |
| | M | 291 | 54 | 172 | — | 65 | — |
| | F | 191 | 63 | 99 | 2 | 27 | — |
| Nam-gu | S.T | 2,987 | 736 | 1,456 | 17 | 778 | 2 |
| | M | 1,728 | 352 | 915 | 11 | 450 | 1 |
| | F | 1,259 | 384 | 541 | 6 | 328 | 1 |
| Yeonsu-gu | S.T | 1,860 | 475 | 943 | 11 | 431 | 1 |
| | M | 1,103 | 220 | 611 | 7 | 265 | 1 |
| | F | 757 | 255 | 332 | 4 | 166 | — |

XX aX

X

j aX

X

X

X

X

O

Diagnoses by District and Gender <Cont'd>

XX a
(Unit : Person)

| Division | | Total | Free of abnormalities | X X X Benign Lesion | X X X Suspected Liver Cancer | X Other | X Previously diagnosed with cancer |
|-------------|-----|---------------|-----------------------|------------------------|---------------------------------|--------------|---------------------------------------|
| Namdong-gu | S.T | 3,124 | 906 | 1,651 | 19 | 548 | 4 |
| | M | 1,775 | 429 | 1,008 | 12 | 326 | 4 |
| | F | 1,349 | 477 | 643 | 7 | 222 | - |
| Bupyeong-gu | S.T | 4,229 | 1,145 | 2,375 | 26 | 683 | 11 |
| | M | 2,297 | 503 | 1,375 | 19 | 400 | 10 |
| | F | 1,932 | 642 | 1,000 | 7 | 283 | 1 |
| Gyeyang-gu | S.T | 2,008 | 516 | 1,215 | 16 | 261 | 4 |
| | M | 1,178 | 269 | 747 | 13 | 149 | 1 |
| | F | 830 | 247 | 468 | 3 | 112 | 3 |
| Seo-gu | S.T | 2,999 | 801 | 1,800 | 15 | 383 | 4 |
| | M | 1,847 | 416 | 1,160 | 12 | 259 | 4 |
| | F | 1,152 | 385 | 640 | 3 | 124 | - |
| Ganghwa-gun | S.T | 413 | 97 | 252 | 3 | 61 | 2 |
| | M | 255 | 46 | 170 | 2 | 37 | 1 |
| | F | 158 | 51 | 82 | 1 | 24 | 1 |
| Ongjin-gun | S.T | 135 | 42 | 70 | 1 | 22 | - |
| | M | 88 | 24 | 47 | 1 | 16 | - |
| | F | 47 | 18 | 23 | - | 6 | - |
| Gwangju | S.T | 13,503 | 4,614 | 6,830 | 64 | 1,995 | 22 |
| | M | 8,302 | 2,363 | 4,585 | 51 | 1,303 | 18 |
| | F | 5,201 | 2,251 | 2,245 | 13 | 692 | 4 |
| Dong-gu | S.T | 1,138 | 355 | 631 | 4 | 148 | - |
| | M | 720 | 184 | 437 | 4 | 95 | - |
| | F | 418 | 171 | 194 | - | 53 | - |
| Seo-gu | S.T | 2,945 | 995 | 1,434 | 20 | 496 | 8 |
| | M | 1,822 | 510 | 965 | 16 | 331 | 7 |
| | F | 1,123 | 485 | 469 | 4 | 165 | 1 |
| Nam-gu | S.T | 2,123 | 714 | 1,075 | 8 | 326 | 4 |
| | M | 1,276 | 326 | 730 | 6 | 214 | 4 |
| | F | 847 | 388 | 345 | 2 | 112 | - |
| Buk-gu | S.T | 4,233 | 1,499 | 2,139 | 22 | 573 | 7 |
| | M | 2,584 | 783 | 1,431 | 17 | 353 | 5 |
| | F | 1,649 | 716 | 708 | 5 | 220 | 2 |
| Gwangsan-gu | S.T | 3,064 | 1,051 | 1,551 | 10 | 452 | 3 |
| | M | 1,900 | 560 | 1,022 | 8 | 310 | 2 |
| | F | 1,164 | 491 | 529 | 2 | 142 | 1 |
| Daejeon | S.T | 13,272 | 3,514 | 7,436 | 53 | 2,269 | 21 |
| | M | 7,716 | 1,683 | 4,636 | 44 | 1,353 | 13 |
| | F | 5,556 | 1,831 | 2,800 | 9 | 916 | 8 |
| Dong-gu | S.T | 2,433 | 630 | 1,382 | 13 | 408 | 4 |
| | M | 1,350 | 298 | 816 | 9 | 227 | 2 |
| | F | 1,083 | 332 | 566 | 4 | 181 | 2 |
| Jung-gu | S.T | 2,237 | 554 | 1,286 | 8 | 389 | 2 |
| | M | 1,253 | 261 | 772 | 8 | 212 | 1 |
| | F | 984 | 293 | 514 | - | 177 | 1 |

Note : 1) Based on Resident Registration Address

2) The total excludes patients who were previously diagnosed with cancer

제Ⅱ-7 표
Table Ⅱ-7

Ü Ü
Statistics on Liver Cancer Screening

| Division | | Total | Free of abnormalities | X X X Benign Lesion | X X X Suspected Liver Cancer | X Other | X Previously diagnosed with cancer |
|-------------------------|-----|---------------|-----------------------|------------------------|---------------------------------|---------------|---------------------------------------|
| Seo-gu | S.T | 4,437 | 1,275 | 2,395 | 18 | 749 | 8 |
| | M | 2,607 | 601 | 1,515 | 16 | 475 | 7 |
| | F | 1,830 | 674 | 880 | 2 | 274 | 1 |
| Yuseong-gu | S.T | 2,316 | 661 | 1,366 | 3 | 286 | 5 |
| | M | 1,441 | 351 | 904 | 2 | 184 | 2 |
| | F | 875 | 310 | 462 | 1 | 102 | 3 |
| Daedeok-gu | S.T | 1,849 | 394 | 1,007 | 11 | 437 | 2 |
| | M | 1,065 | 172 | 629 | 9 | 255 | 1 |
| | F | 784 | 222 | 378 | 2 | 182 | 1 |
| Ulsan | S.T | 8,331 | 3,152 | 3,738 | 33 | 1,408 | 10 |
| | M | 4,887 | 1,601 | 2,405 | 23 | 858 | 9 |
| | F | 3,444 | 1,551 | 1,333 | 10 | 550 | 1 |
| Jung-gu | S.T | 1,554 | 610 | 627 | 4 | 313 | — |
| | M | 899 | 297 | 402 | 3 | 197 | — |
| | F | 655 | 313 | 225 | 1 | 116 | — |
| Nam-gu | S.T | 2,603 | 917 | 1,249 | 10 | 427 | 5 |
| | M | 1,442 | 424 | 763 | 7 | 248 | 5 |
| | F | 1,161 | 493 | 486 | 3 | 179 | — |
| Dong-gu | S.T | 1,794 | 687 | 800 | 10 | 297 | 1 |
| | M | 1,168 | 420 | 545 | 5 | 198 | 1 |
| | F | 626 | 267 | 255 | 5 | 99 | — |
| Buk-gu | S.T | 1,125 | 462 | 471 | 1 | 191 | — |
| | M | 614 | 210 | 298 | 1 | 105 | — |
| | F | 511 | 252 | 173 | — | 86 | — |
| Ulju-gun | S.T | 1,255 | 476 | 591 | 8 | 180 | 4 |
| | M | 764 | 250 | 397 | 7 | 110 | 3 |
| | F | 491 | 226 | 194 | 1 | 70 | 1 |
| Sejong | S.T | 650 | 158 | 404 | 4 | 84 | — |
| | M | 403 | 74 | 270 | 3 | 56 | — |
| | F | 247 | 84 | 134 | 1 | 28 | — |
| Gyeonggi | S.T | 84,201 | 25,396 | 43,589 | 372 | 14,844 | 177 |
| | M | 47,557 | 12,161 | 26,458 | 276 | 8,662 | 107 |
| | F | 36,644 | 13,235 | 17,131 | 96 | 6,182 | 70 |
| Suwon-si Jangan-gu | S.T | 1,910 | 417 | 838 | 8 | 647 | 4 |
| | M | 1,055 | 195 | 498 | 7 | 355 | 2 |
| | F | 855 | 222 | 340 | 1 | 292 | 2 |
| Suwon-si Gwonseon-gu | S.T | 1,798 | 454 | 1,038 | 10 | 296 | — |
| | M | 993 | 207 | 595 | 9 | 182 | — |
| | F | 805 | 247 | 443 | 1 | 114 | — |
| Suwon-si Paldal-gu | S.T | 1,538 | 380 | 816 | 8 | 334 | 1 |
| | M | 816 | 181 | 452 | 7 | 176 | 1 |
| | F | 722 | 199 | 364 | 1 | 158 | — |

XX aX X
j aX X X X X

Diagnoses by District and Gender <Cont'd>

XX a
(Unit : Person)

| Division | | Total | Free of abnormalities | X X X Benign Lesion | X X X Suspected Liver Cancer | X Other | X Previously diagnosed with cancer |
|----------------|-----|-------|-----------------------|------------------------|---------------------------------|------------|---------------------------------------|
| Suwon-si | S.T | 1,317 | 408 | 646 | 5 | 258 | 2 |
| | M | 736 | 194 | 405 | 4 | 133 | 1 |
| | F | 581 | 214 | 241 | 1 | 125 | 1 |
| Yeongtong-gu | S.T | 2,155 | 608 | 866 | 11 | 670 | 5 |
| | M | 1,194 | 308 | 517 | 7 | 362 | 2 |
| | F | 961 | 300 | 349 | 4 | 308 | 3 |
| Seongnam-si | S.T | 2,149 | 562 | 1,098 | 7 | 482 | 3 |
| | M | 1,227 | 281 | 670 | 6 | 270 | - |
| | F | 922 | 281 | 428 | 1 | 212 | 3 |
| Jungwon-gu | S.T | 3,272 | 1,022 | 1,687 | 18 | 545 | 3 |
| | M | 1,889 | 500 | 1,080 | 8 | 301 | 1 |
| | F | 1,383 | 522 | 607 | 10 | 244 | 2 |
| Seongnam-si | S.T | 3,240 | 1,127 | 1,673 | 10 | 430 | 14 |
| | M | 1,807 | 538 | 1,009 | 5 | 255 | 8 |
| | F | 1,433 | 589 | 664 | 5 | 175 | 6 |
| Uijeongbu-si | S.T | 1,495 | 356 | 897 | 11 | 231 | 3 |
| | M | 840 | 163 | 518 | 9 | 150 | 3 |
| | F | 655 | 193 | 379 | 2 | 81 | - |
| Anyang-si | S.T | 1,961 | 556 | 1,131 | 11 | 263 | 6 |
| | M | 1,134 | 249 | 717 | 7 | 161 | 3 |
| | F | 827 | 307 | 414 | 4 | 102 | 3 |
| Dongan-gu | S.T | 4,505 | 1,476 | 2,048 | 21 | 960 | 5 |
| | M | 2,265 | 625 | 1,143 | 15 | 482 | 4 |
| | F | 2,240 | 851 | 905 | 6 | 478 | 1 |
| Bucheon-si | S.T | 2,247 | 604 | 1,313 | 5 | 325 | 1 |
| | M | 1,145 | 247 | 727 | 2 | 169 | 1 |
| | F | 1,102 | 357 | 586 | 3 | 156 | - |
| Sosa-gu | S.T | 1,630 | 593 | 860 | 12 | 165 | 3 |
| | M | 856 | 277 | 477 | 10 | 92 | 3 |
| | F | 774 | 316 | 383 | 2 | 73 | - |
| Ojeong-gu | S.T | 2,838 | 770 | 1,629 | 13 | 426 | 5 |
| | M | 1,515 | 311 | 957 | 9 | 238 | 3 |
| | F | 1,323 | 459 | 672 | 4 | 188 | 2 |
| Gwangmyeong-si | S.T | 3,304 | 1,060 | 1,594 | 11 | 639 | 8 |
| | M | 1,754 | 460 | 913 | 11 | 370 | 8 |
| | F | 1,550 | 600 | 681 | - | 269 | - |
| Pyeongtaek-si | S.T | 775 | 285 | 397 | 4 | 89 | 4 |
| | M | 446 | 126 | 260 | 2 | 58 | 2 |
| | F | 329 | 159 | 137 | 2 | 31 | 2 |
| Dongducheon-si | S.T | 2,299 | 737 | 1,146 | 10 | 406 | 3 |
| | M | 1,271 | 337 | 696 | 9 | 229 | 3 |
| | F | 1,028 | 400 | 450 | 1 | 177 | - |
| Ansan-si | S.T | | | | | | |
| | M | | | | | | |
| | F | | | | | | |
| Sangrok-gu | S.T | | | | | | |
| | M | | | | | | |
| | F | | | | | | |

Note : 1) Based on Resident Registration Address

2) The total excludes patients who were previously diagnosed with cancer

제Ⅱ-7 표
Table Ⅱ-7

Ü Ü
Statistics on Liver Cancer Screening

| Division | | Total | Free of abnormalities | X X X Benign Lesion | X X X Suspected Liver Cancer | X Other | X Previously diagnosed with cancer |
|--------------|-----|-------|-----------------------|------------------------|---------------------------------|------------|---------------------------------------|
| Ansan-si | S.T | 2,440 | 822 | 1,177 | 11 | 430 | 1 |
| | M | 1,323 | 372 | 694 | 8 | 249 | 1 |
| | F | 1,117 | 450 | 483 | 3 | 181 | — |
| Goyang-si | S.T | 3,199 | 959 | 1,663 | 10 | 567 | 6 |
| | M | 1,829 | 474 | 1,017 | 9 | 329 | 5 |
| | F | 1,370 | 485 | 646 | 1 | 238 | 1 |
| Deogyang-gu | S.T | 1,968 | 574 | 967 | 7 | 420 | 3 |
| | M | 1,115 | 274 | 588 | 5 | 248 | 3 |
| | F | 853 | 300 | 379 | 2 | 172 | — |
| Goyang-si | S.T | 2,409 | 722 | 1,265 | 11 | 411 | 6 |
| | M | 1,338 | 313 | 752 | 10 | 263 | 4 |
| | F | 1,071 | 409 | 513 | 1 | 148 | 2 |
| Ilsandong-gu | S.T | 427 | 126 | 238 | 1 | 62 | — |
| | M | 264 | 66 | 157 | 1 | 40 | — |
| | F | 163 | 60 | 81 | — | 22 | — |
| Gwacheon-si | S.T | 1,656 | 638 | 829 | 9 | 180 | 6 |
| | M | 996 | 352 | 524 | 8 | 112 | 4 |
| | F | 660 | 286 | 305 | 1 | 68 | 2 |
| Guri-si | S.T | 4,388 | 1,292 | 2,471 | 14 | 611 | 30 |
| | M | 2,540 | 626 | 1,531 | 9 | 374 | 12 |
| | F | 1,848 | 666 | 940 | 5 | 237 | 18 |
| Namyangju-si | S.T | 922 | 277 | 434 | 8 | 203 | 1 |
| | M | 527 | 132 | 273 | 6 | 116 | 1 |
| | F | 395 | 145 | 161 | 2 | 87 | — |
| Osan-si | S.T | 2,675 | 733 | 1,318 | 16 | 608 | 3 |
| | M | 1,478 | 351 | 768 | 10 | 349 | 3 |
| | F | 1,197 | 382 | 550 | 6 | 259 | — |
| Siheung-si | S.T | 2,006 | 588 | 1,035 | 11 | 372 | 3 |
| | M | 1,182 | 285 | 673 | 5 | 219 | 2 |
| | F | 824 | 303 | 362 | 6 | 153 | 1 |
| Gunpo-si | S.T | 918 | 286 | 444 | 7 | 181 | — |
| | M | 542 | 126 | 294 | 5 | 117 | — |
| | F | 376 | 160 | 150 | 2 | 64 | — |
| Uiwang-si | S.T | 1,098 | 355 | 544 | 5 | 194 | 2 |
| | M | 632 | 169 | 327 | 5 | 131 | 1 |
| | F | 466 | 186 | 217 | — | 63 | 1 |
| Hanam-si | S.T | 1,282 | 362 | 690 | 7 | 223 | 1 |
| | M | 776 | 184 | 442 | 6 | 144 | 1 |
| | F | 506 | 178 | 248 | 1 | 79 | — |
| Yongin-si | S.T | 2,228 | 617 | 1,311 | 10 | 290 | 2 |
| | M | 1,312 | 305 | 824 | 7 | 176 | 2 |
| | F | 916 | 312 | 487 | 3 | 114 | — |
| Cheoin-gu | S.T | | | | | | |
| | M | | | | | | |
| | F | | | | | | |
| Giheung-gu | S.T | | | | | | |
| | M | | | | | | |
| | F | | | | | | |

XX aX X
j aX X X X X

Diagnoses by District and Gender <Cont'd>

XX a
(Unit : Person)

| Division | | Total | Free of abnormalities | X X X Benign Lesion | X X X Suspected Liver Cancer | X Other | X Previously diagnosed with cancer |
|----------------|-----|--------|-----------------------|------------------------|---------------------------------|------------|---------------------------------------|
| Yongin-si | S.T | 1,877 | 620 | 989 | 7 | 261 | 3 |
| | M | 1,123 | 324 | 637 | 6 | 156 | 2 |
| | F | 754 | 296 | 352 | 1 | 105 | 1 |
| Paju-si | S.T | 2,336 | 784 | 1,114 | 6 | 432 | 6 |
| | M | 1,404 | 390 | 739 | 5 | 270 | 3 |
| | F | 932 | 394 | 375 | 1 | 162 | 3 |
| Icheon-si | S.T | 968 | 252 | 571 | 2 | 143 | 2 |
| | M | 607 | 159 | 370 | 2 | 76 | - |
| | F | 361 | 93 | 201 | - | 67 | 2 |
| Anseong-si | S.T | 1,539 | 465 | 865 | 5 | 204 | 3 |
| | M | 774 | 224 | 426 | 5 | 119 | 2 |
| | F | 765 | 241 | 439 | - | 85 | 1 |
| Gimpo-si | S.T | 1,764 | 433 | 1,033 | 3 | 295 | 4 |
| | M | 1,053 | 204 | 653 | 1 | 195 | 3 |
| | F | 711 | 229 | 380 | 2 | 100 | 1 |
| Hwaseong-si | S.T | 2,516 | 767 | 1,295 | 8 | 446 | 3 |
| | M | 1,510 | 397 | 815 | 7 | 291 | 3 |
| | F | 1,006 | 370 | 480 | 1 | 155 | - |
| Gwangju-si | S.T | 2,203 | 653 | 1,219 | 10 | 321 | - |
| | M | 1,377 | 370 | 800 | 6 | 201 | - |
| | F | 826 | 283 | 419 | 4 | 120 | - |
| Yangju-si | S.T | 2,110 | 711 | 1,008 | 10 | 381 | 7 |
| | M | 1,157 | 356 | 576 | 6 | 219 | 2 |
| | F | 953 | 355 | 432 | 4 | 162 | 5 |
| Pocheon-si | S.T | 855 | 231 | 443 | 6 | 175 | 6 |
| | M | 519 | 123 | 284 | 5 | 107 | 4 |
| | F | 336 | 108 | 159 | 1 | 68 | 2 |
| Yeoju-gun | S.T | 459 | 115 | 276 | 3 | 65 | 1 |
| | M | 294 | 68 | 181 | 3 | 42 | 1 |
| | F | 165 | 47 | 95 | - | 23 | - |
| Yeoncheon-gun | S.T | 511 | 286 | 170 | - | 55 | 2 |
| | M | 299 | 152 | 111 | - | 36 | 1 |
| | F | 212 | 134 | 59 | - | 19 | 1 |
| Gapyeong-gun | S.T | 383 | 127 | 217 | 7 | 32 | 4 |
| | M | 260 | 72 | 158 | 6 | 24 | 2 |
| | F | 123 | 55 | 59 | 1 | 8 | 2 |
| Yangpyeong-gun | S.T | 631 | 186 | 326 | 3 | 116 | 2 |
| | M | 383 | 94 | 210 | 3 | 76 | - |
| | F | 248 | 92 | 116 | - | 40 | 2 |
| Gangwon | S.T | 17,899 | 6,133 | 9,797 | 87 | 1,882 | 23 |
| | M | 10,108 | 3,073 | 5,852 | 66 | 1,117 | 19 |
| | F | 7,791 | 3,060 | 3,945 | 21 | 765 | 4 |

Note : 1) Based on Resident Registration Address

2) The total excludes patients who were previously diagnosed with cancer

제Ⅱ-7 표
Table Ⅱ-7

Ü Ü
Statistics on Liver Cancer Screening

| Division | | Total | Free of abnormalities | X X X Benign Lesion | X X X Suspected Liver Cancer | X Other | X Previously diagnosed with cancer |
|-----------------|-----|-------|-----------------------|------------------------|---------------------------------|------------|---------------------------------------|
| Chuncheon-si | S.T | 2,680 | 1,006 | 1,357 | 15 | 302 | 3 |
| | M | 1,528 | 498 | 845 | 10 | 175 | 2 |
| | F | 1,152 | 508 | 512 | 5 | 127 | 1 |
| Wonju-si | S.T | 4,171 | 1,455 | 2,240 | 4 | 472 | 3 |
| | M | 2,155 | 620 | 1,250 | 3 | 282 | 2 |
| | F | 2,016 | 835 | 990 | 1 | 190 | 1 |
| Gangneung-si | S.T | 2,816 | 1,120 | 1,320 | 24 | 352 | 8 |
| | M | 1,726 | 619 | 871 | 18 | 218 | 7 |
| | F | 1,090 | 501 | 449 | 6 | 134 | 1 |
| Donghae-si | S.T | 1,333 | 553 | 681 | 7 | 92 | 1 |
| | M | 775 | 294 | 420 | 4 | 57 | 1 |
| | F | 558 | 259 | 261 | 3 | 35 | - |
| Taebaek-si | S.T | 462 | 107 | 322 | - | 33 | - |
| | M | 290 | 55 | 215 | - | 20 | - |
| | F | 172 | 52 | 107 | - | 13 | - |
| Sokcho-si | S.T | 1,738 | 505 | 1,041 | 9 | 183 | 1 |
| | M | 878 | 217 | 558 | 6 | 97 | 1 |
| | F | 860 | 288 | 483 | 3 | 86 | - |
| Samcheok-si | S.T | 796 | 323 | 379 | 5 | 89 | 1 |
| | M | 473 | 182 | 230 | 4 | 57 | - |
| | F | 323 | 141 | 149 | 1 | 32 | 1 |
| Hongcheon-gun | S.T | 670 | 280 | 334 | 2 | 54 | - |
| | M | 408 | 160 | 215 | 2 | 31 | - |
| | F | 262 | 120 | 119 | - | 23 | - |
| Hoengseong-gun | S.T | 426 | 118 | 254 | 8 | 46 | 1 |
| | M | 262 | 62 | 160 | 7 | 33 | 1 |
| | F | 164 | 56 | 94 | 1 | 13 | - |
| Yeongwol-gun | S.T | 291 | 75 | 182 | - | 34 | 1 |
| | M | 182 | 41 | 125 | - | 16 | 1 |
| | F | 109 | 34 | 57 | - | 18 | - |
| Pyeongchang-gun | S.T | 295 | 107 | 152 | 1 | 35 | 1 |
| | M | 182 | 66 | 96 | 1 | 19 | 1 |
| | F | 113 | 41 | 56 | - | 16 | - |
| Jeongseon-gun | S.T | 252 | 85 | 135 | - | 32 | 1 |
| | M | 166 | 50 | 91 | - | 25 | 1 |
| | F | 86 | 35 | 44 | - | 7 | - |
| Cheorwon-gun | S.T | 392 | 88 | 278 | - | 26 | - |
| | M | 211 | 46 | 154 | - | 11 | - |
| | F | 181 | 42 | 124 | - | 15 | - |
| Hwacheon-gun | S.T | 156 | 53 | 83 | 4 | 16 | - |
| | M | 100 | 35 | 52 | 4 | 9 | - |
| | F | 56 | 18 | 31 | - | 7 | - |

XX aX X
j aX X X X X

Diagnoses by District and Gender <Cont'd>

XX a
(Unit : Person)

| Division | | Total | Free of abnormalities | X X X Benign Lesion | X X X Suspected Liver Cancer | X Other | X Previously diagnosed with cancer |
|-----------------------------|-----|---------------|-----------------------|------------------------|---------------------------------|--------------|---------------------------------------|
| Yanggu-gun | S.T | 99 | 15 | 70 | 1 | 13 | - |
| | M | 62 | 8 | 47 | 1 | 6 | - |
| | F | 37 | 7 | 23 | - | 7 | - |
| Inje-gun | S.T | 173 | 51 | 108 | 1 | 13 | - |
| | M | 105 | 28 | 69 | 1 | 7 | - |
| | F | 68 | 23 | 39 | - | 6 | - |
| Goseong-gun | S.T | 586 | 89 | 451 | 2 | 44 | - |
| | M | 325 | 46 | 249 | 2 | 28 | - |
| | F | 261 | 43 | 202 | - | 16 | - |
| Yangyang-gun | S.T | 563 | 103 | 410 | 4 | 46 | 2 |
| | M | 280 | 46 | 205 | 3 | 26 | 2 |
| | F | 283 | 57 | 205 | 1 | 20 | - |
| Chungbuk | S.T | 12,166 | 3,665 | 6,528 | 31 | 1,942 | 20 |
| | M | 7,237 | 1,889 | 4,119 | 25 | 1,204 | 17 |
| | F | 4,929 | 1,776 | 2,409 | 6 | 738 | 3 |
| Cheongju-si Sangdang-gu | S.T | 1,863 | 468 | 1,109 | 5 | 281 | 2 |
| | M | 1,091 | 241 | 676 | 4 | 170 | 2 |
| | F | 772 | 227 | 433 | 1 | 111 | - |
| Cheongju-si Heungdeok-gu | S.T | 2,325 | 630 | 1,272 | 10 | 413 | 5 |
| | M | 1,425 | 340 | 816 | 8 | 261 | 4 |
| | F | 900 | 290 | 456 | 2 | 152 | 1 |
| Chungju-si | S.T | 2,645 | 1,087 | 1,108 | 2 | 448 | 5 |
| | M | 1,476 | 524 | 687 | 1 | 264 | 3 |
| | F | 1,169 | 563 | 421 | 1 | 184 | 2 |
| Jecheon-si | S.T | 1,919 | 557 | 1,070 | 3 | 289 | 2 |
| | M | 1,051 | 253 | 626 | 3 | 169 | 2 |
| | F | 868 | 304 | 444 | - | 120 | - |
| Cheongwon-gun | S.T | 895 | 242 | 503 | 4 | 146 | 1 |
| | M | 587 | 144 | 340 | 3 | 100 | 1 |
| | F | 308 | 98 | 163 | 1 | 46 | - |
| Boeun-gun | S.T | 199 | 38 | 120 | 2 | 39 | - |
| | M | 135 | 27 | 82 | 2 | 24 | - |
| | F | 64 | 11 | 38 | - | 15 | - |
| Okcheon-gun | S.T | 382 | 84 | 222 | 1 | 75 | 2 |
| | M | 245 | 44 | 149 | - | 52 | 2 |
| | F | 137 | 40 | 73 | 1 | 23 | - |
| Yeongdong-gun | S.T | 464 | 137 | 240 | - | 87 | - |
| | M | 287 | 81 | 156 | - | 50 | - |
| | F | 177 | 56 | 84 | - | 37 | - |
| Jeungpyeong-gun | S.T | 203 | 45 | 139 | - | 19 | - |
| | M | 111 | 22 | 78 | - | 11 | - |
| | F | 92 | 23 | 61 | - | 8 | - |

Note : 1) Based on Resident Registration Address

2) The total excludes patients who were previously diagnosed with cancer

제Ⅱ-7 표
Table Ⅱ-7

Ü Ü
Statistics on Liver Cancer Screening

| Division | | Total | Free of abnormalities | X X X Benign Lesion | X X X Suspected Liver Cancer | X Other | X Previously diagnosed with cancer |
|--------------------------|-----|--------|-----------------------|------------------------|---------------------------------|------------|---------------------------------------|
| Jincheon-gun | S.T | 315 | 81 | 210 | — | 24 | 2 |
| | M | 213 | 48 | 146 | — | 19 | 2 |
| | F | 102 | 33 | 64 | — | 5 | — |
| Goesan-gun | S.T | 210 | 61 | 126 | 2 | 21 | — |
| | M | 132 | 37 | 78 | 2 | 15 | — |
| | F | 78 | 24 | 48 | — | 6 | — |
| Eumseong-gun | S.T | 535 | 170 | 290 | 2 | 73 | — |
| | M | 349 | 90 | 205 | 2 | 52 | — |
| | F | 186 | 80 | 85 | — | 21 | — |
| Danyang-gun | S.T | 211 | 65 | 119 | — | 27 | 1 |
| | M | 135 | 38 | 80 | — | 17 | 1 |
| | F | 76 | 27 | 39 | — | 10 | — |
| Chungnam | S.T | 13,866 | 4,342 | 7,531 | 87 | 1,906 | 27 |
| | M | 8,530 | 2,281 | 4,956 | 67 | 1,226 | 21 |
| | F | 5,336 | 2,061 | 2,575 | 20 | 680 | 6 |
| Cheonan-si Dongnam-gu | S.T | 1,391 | 404 | 779 | 6 | 202 | 4 |
| | M | 809 | 184 | 490 | 5 | 130 | 2 |
| | F | 582 | 220 | 289 | 1 | 72 | 2 |
| Cheonan-si Seobuk-gu | S.T | 1,705 | 568 | 897 | 5 | 235 | 1 |
| | M | 1,016 | 281 | 580 | 5 | 150 | 1 |
| | F | 689 | 287 | 317 | — | 85 | — |
| Gongju-si | S.T | 785 | 208 | 503 | 2 | 72 | 3 |
| | M | 546 | 128 | 369 | 2 | 47 | 3 |
| | F | 239 | 80 | 134 | — | 25 | — |
| Boryeong-si | S.T | 918 | 307 | 548 | 7 | 56 | 4 |
| | M | 608 | 192 | 369 | 4 | 43 | 2 |
| | F | 310 | 115 | 179 | 3 | 13 | 2 |
| Asan-si | S.T | 1,298 | 377 | 739 | 14 | 168 | 2 |
| | M | 779 | 185 | 484 | 10 | 100 | 2 |
| | F | 519 | 192 | 255 | 4 | 68 | — |
| Seosan-si | S.T | 1,465 | 549 | 682 | 9 | 225 | 3 |
| | M | 829 | 269 | 413 | 7 | 140 | 3 |
| | F | 636 | 280 | 269 | 2 | 85 | — |
| Nonsan-si | S.T | 929 | 239 | 494 | 11 | 185 | 2 |
| | M | 605 | 132 | 344 | 8 | 121 | 1 |
| | F | 324 | 107 | 150 | 3 | 64 | 1 |
| Gyeryong-si | S.T | 285 | 97 | 158 | 3 | 27 | 1 |
| | M | 182 | 51 | 109 | 2 | 20 | 1 |
| | F | 103 | 46 | 49 | 1 | 7 | — |
| Dangjin-si | S.T | 983 | 275 | 459 | 12 | 237 | — |
| | M | 620 | 157 | 299 | 8 | 156 | — |
| | F | 363 | 118 | 160 | 4 | 81 | — |

XX aX X
j aX X X X X

Diagnoses by District and Gender <Cont'd>

XX a
(Unit : Person)

| Division | | Total | Free of abnormalities | X X X Benign Lesion | X X X Suspected Liver Cancer | X Other | X Previously diagnosed with cancer |
|----------------|------------|---------------|-----------------------|------------------------|---------------------------------|--------------|---------------------------------------|
| Geumsan-gun | S.T | 611 | 205 | 317 | 2 | 87 | 4 |
| | M | 361 | 108 | 194 | 2 | 57 | 4 |
| | F | 250 | 97 | 123 | — | 30 | — |
| Buyeo-gun | S.T | 679 | 198 | 407 | 6 | 68 | 1 |
| | M | 411 | 98 | 265 | 6 | 42 | — |
| | F | 268 | 100 | 142 | — | 26 | 1 |
| Seocheon-gun | S.T | 513 | 143 | 319 | 3 | 48 | 1 |
| | M | 346 | 86 | 228 | 2 | 30 | 1 |
| | F | 167 | 57 | 91 | 1 | 18 | — |
| Cheongyang-gun | S.T | 199 | 44 | 112 | 5 | 38 | — |
| | M | 128 | 24 | 72 | 4 | 28 | — |
| | F | 71 | 20 | 40 | 1 | 10 | — |
| Hongseong-gun | S.T | 835 | 281 | 424 | 1 | 129 | 1 |
| | M | 570 | 159 | 320 | 1 | 90 | 1 |
| | F | 265 | 122 | 104 | — | 39 | — |
| Yesan-gun | S.T | 489 | 174 | 266 | — | 49 | — |
| | M | 309 | 99 | 181 | — | 29 | — |
| | F | 180 | 75 | 85 | — | 20 | — |
| Taeon-gun | S.T | 781 | 273 | 427 | 1 | 80 | — |
| | M | 411 | 128 | 239 | 1 | 43 | — |
| | F | 370 | 145 | 188 | — | 37 | — |
| Jeonbuk | S.T | 18,736 | 6,598 | 9,454 | 95 | 2,589 | 25 |
| | M | 10,755 | 3,247 | 5,861 | 80 | 1,567 | 19 |
| | F | 7,981 | 3,351 | 3,593 | 15 | 1,022 | 6 |
| Jeonju-si | S.T | 3,784 | 1,485 | 1,633 | 16 | 650 | 2 |
| | M | 1,953 | 627 | 955 | 14 | 357 | 1 |
| | F | 1,831 | 858 | 678 | 2 | 293 | 1 |
| Deokjin-gu | S.T | 2,627 | 951 | 1,217 | 13 | 446 | 5 |
| | M | 1,457 | 443 | 716 | 11 | 287 | 5 |
| | F | 1,170 | 508 | 501 | 2 | 159 | — |
| Gunsan-si | S.T | 2,272 | 659 | 1,460 | 11 | 142 | 3 |
| | M | 1,362 | 354 | 914 | 9 | 85 | 3 |
| | F | 910 | 305 | 546 | 2 | 57 | — |
| Iksan-si | S.T | 2,870 | 1,064 | 1,480 | 18 | 308 | 5 |
| | M | 1,759 | 585 | 971 | 15 | 188 | 2 |
| | F | 1,111 | 479 | 509 | 3 | 120 | 3 |
| Jeongeup-si | S.T | 1,771 | 591 | 995 | 13 | 172 | 1 |
| | M | 1,012 | 289 | 622 | 8 | 93 | 1 |
| | F | 759 | 302 | 373 | 5 | 79 | — |
| Namwon-si | S.T | 753 | 180 | 455 | 3 | 115 | 2 |
| | M | 525 | 107 | 333 | 2 | 83 | 2 |
| | F | 228 | 73 | 122 | 1 | 32 | — |

Note : 1) Based on Resident Registration Address

2) The total excludes patients who were previously diagnosed with cancer

제Ⅱ-7 표
Table Ⅱ-7

Ü Ü
Statistics on Liver Cancer Screening

| Division | | Total | Free of abnormalities | X X X Benign Lesion | X X X Suspected Liver Cancer | X Other | X Previously diagnosed with cancer |
|--------------|-----|--------|-----------------------|------------------------|---------------------------------|------------|---------------------------------------|
| Gimje-si | S.T | 957 | 312 | 495 | 3 | 147 | 1 |
| | M | 539 | 162 | 284 | 3 | 90 | 1 |
| | F | 418 | 150 | 211 | — | 57 | — |
| Wanju-gun | S.T | 707 | 236 | 348 | 2 | 121 | — |
| | M | 420 | 123 | 223 | 2 | 72 | — |
| | F | 287 | 113 | 125 | — | 49 | — |
| Jinan-gun | S.T | 227 | 98 | 100 | — | 29 | — |
| | M | 146 | 57 | 71 | — | 18 | — |
| | F | 81 | 41 | 29 | — | 11 | — |
| Muju-gun | S.T | 109 | 33 | 59 | — | 17 | — |
| | M | 79 | 22 | 44 | — | 13 | — |
| | F | 30 | 11 | 15 | — | 4 | — |
| Jangsu-gun | S.T | 132 | 49 | 59 | 1 | 23 | 1 |
| | M | 87 | 33 | 43 | 1 | 10 | — |
| | F | 45 | 16 | 16 | — | 13 | 1 |
| Imsil-gun | S.T | 252 | 88 | 119 | 1 | 44 | — |
| | M | 166 | 54 | 80 | 1 | 31 | — |
| | F | 86 | 34 | 39 | — | 13 | — |
| Sunchang-gun | S.T | 306 | 98 | 144 | 2 | 62 | 1 |
| | M | 177 | 44 | 87 | 2 | 44 | — |
| | F | 129 | 54 | 57 | — | 18 | 1 |
| Gochang-gun | S.T | 1,428 | 615 | 558 | 7 | 248 | 2 |
| | M | 730 | 270 | 303 | 7 | 150 | 2 |
| | F | 698 | 345 | 255 | — | 98 | — |
| Buan-gun | S.T | 541 | 139 | 332 | 5 | 65 | 2 |
| | M | 343 | 77 | 215 | 5 | 46 | 2 |
| | F | 198 | 62 | 117 | — | 19 | — |
| Jeonnam | S.T | 27,259 | 7,800 | 14,665 | 173 | 4,621 | 46 |
| | M | 16,510 | 4,010 | 9,455 | 128 | 2,917 | 37 |
| | F | 10,749 | 3,790 | 5,210 | 45 | 1,704 | 9 |
| Mokpo-si | S.T | 6,255 | 1,700 | 3,532 | 34 | 989 | 7 |
| | M | 3,349 | 701 | 2,059 | 24 | 565 | 6 |
| | F | 2,906 | 999 | 1,473 | 10 | 424 | 1 |
| Yeosu-si | S.T | 4,530 | 1,300 | 2,564 | 34 | 632 | 6 |
| | M | 2,653 | 652 | 1,600 | 26 | 375 | 5 |
| | F | 1,877 | 648 | 964 | 8 | 257 | 1 |
| Suncheon-si | S.T | 2,969 | 841 | 1,443 | 12 | 673 | 9 |
| | M | 1,880 | 450 | 1,009 | 8 | 413 | 8 |
| | F | 1,089 | 391 | 434 | 4 | 260 | 1 |
| Naju-si | S.T | 1,096 | 257 | 577 | 14 | 248 | 2 |
| | M | 796 | 158 | 421 | 10 | 207 | 2 |
| | F | 300 | 99 | 156 | 4 | 41 | — |

XX aX X
j aX X X X X

Diagnoses by District and Gender <Cont'd>

XX a
(Unit : Person)

| Division | | Total | Free of abnormalities | X X X Benign Lesion | X X X Suspected Liver Cancer | X Other | X Previously diagnosed with cancer |
|----------------|-----|-------|-----------------------|------------------------|---------------------------------|------------|---------------------------------------|
| Gwangyang-si | S.T | 1,259 | 362 | 654 | 4 | 239 | 2 |
| | M | 805 | 201 | 444 | 3 | 157 | 2 |
| | F | 454 | 161 | 210 | 1 | 82 | - |
| Damyang-gun | S.T | 424 | 135 | 208 | 3 | 78 | - |
| | M | 283 | 73 | 153 | 3 | 54 | - |
| | F | 141 | 62 | 55 | - | 24 | - |
| Gokseong-gun | S.T | 233 | 65 | 121 | 1 | 46 | - |
| | M | 179 | 41 | 100 | - | 38 | - |
| | F | 54 | 24 | 21 | 1 | 8 | - |
| Gurye-gun | S.T | 227 | 66 | 124 | 1 | 36 | - |
| | M | 141 | 33 | 85 | 1 | 22 | - |
| | F | 86 | 33 | 39 | - | 14 | - |
| Goheung-gun | S.T | 1,291 | 462 | 659 | 13 | 157 | - |
| | M | 819 | 257 | 450 | 12 | 100 | - |
| | F | 472 | 205 | 209 | 1 | 57 | - |
| Boseong-gun | S.T | 789 | 308 | 400 | 5 | 76 | 2 |
| | M | 529 | 194 | 277 | 4 | 54 | 2 |
| | F | 260 | 114 | 123 | 1 | 22 | - |
| Hwasun-gun | S.T | 689 | 195 | 394 | 3 | 97 | 1 |
| | M | 455 | 120 | 274 | 1 | 60 | 1 |
| | F | 234 | 75 | 120 | 2 | 37 | - |
| Jangheung-gun | S.T | 375 | 103 | 203 | 3 | 66 | - |
| | M | 230 | 52 | 128 | 3 | 47 | - |
| | F | 145 | 51 | 75 | - | 19 | - |
| Gangjin-gun | S.T | 356 | 167 | 149 | 5 | 35 | 1 |
| | M | 221 | 95 | 99 | 3 | 24 | 1 |
| | F | 135 | 72 | 50 | 2 | 11 | - |
| Haenam-gun | S.T | 1,003 | 253 | 559 | 8 | 183 | 5 |
| | M | 576 | 126 | 345 | 7 | 98 | 3 |
| | F | 427 | 127 | 214 | 1 | 85 | 2 |
| Yeongam-gun | S.T | 658 | 180 | 371 | 5 | 102 | 3 |
| | M | 411 | 94 | 245 | 5 | 67 | 1 |
| | F | 247 | 86 | 126 | - | 35 | 2 |
| Muan-gun | S.T | 1,066 | 291 | 602 | 6 | 167 | 5 |
| | M | 633 | 141 | 386 | 6 | 100 | 5 |
| | F | 433 | 150 | 216 | - | 67 | - |
| Hampyeong-gun | S.T | 533 | 168 | 247 | 1 | 117 | - |
| | M | 320 | 80 | 158 | - | 82 | - |
| | F | 213 | 88 | 89 | 1 | 35 | - |
| Yeonggwang-gun | S.T | 681 | 154 | 280 | 3 | 244 | 3 |
| | M | 445 | 97 | 181 | 2 | 165 | 1 |
| | F | 236 | 57 | 99 | 1 | 79 | 2 |

Note : 1) Based on Resident Registration Address

2) The total excludes patients who were previously diagnosed with cancer

제Ⅱ-7 표
Table Ⅱ-7

Ü Ü
Statistics on Liver Cancer Screening

| Division | | Total | Free of abnormalities | X X X Benign Lesion | X X X Suspected Liver Cancer | X Other | X Previously diagnosed with cancer |
|---------------------|-----|--------|-----------------------|------------------------|---------------------------------|------------|---------------------------------------|
| Jangseong-gun | S.T | 609 | 174 | 348 | 2 | 85 | - |
| | M | 380 | 97 | 220 | 1 | 62 | - |
| | F | 229 | 77 | 128 | 1 | 23 | - |
| Wando-gun | S.T | 469 | 148 | 231 | 1 | 89 | - |
| | M | 311 | 96 | 161 | - | 54 | - |
| | F | 158 | 52 | 70 | 1 | 35 | - |
| Jindo-gun | S.T | 544 | 175 | 282 | 4 | 83 | - |
| | M | 336 | 92 | 186 | 2 | 56 | - |
| | F | 208 | 83 | 96 | 2 | 27 | - |
| Sinan-gun | S.T | 1,203 | 296 | 717 | 11 | 179 | - |
| | M | 758 | 160 | 474 | 7 | 117 | - |
| | F | 445 | 136 | 243 | 4 | 62 | - |
| Gyeongbuk | S.T | 24,112 | 7,541 | 12,715 | 120 | 3,736 | 32 |
| | M | 13,730 | 3,660 | 7,658 | 87 | 2,325 | 22 |
| | F | 10,382 | 3,881 | 5,057 | 33 | 1,411 | 10 |
| Pohang-si Nam-gu | S.T | 2,293 | 608 | 1,449 | 8 | 228 | 3 |
| | M | 1,356 | 297 | 895 | 7 | 157 | 2 |
| | F | 937 | 311 | 554 | 1 | 71 | 1 |
| Pohang-si Buk-gu | S.T | 2,662 | 698 | 1,563 | 10 | 391 | 3 |
| | M | 1,534 | 335 | 973 | 7 | 219 | 2 |
| | F | 1,128 | 363 | 590 | 3 | 172 | 1 |
| Gyeongju-si | S.T | 2,569 | 934 | 1,249 | 11 | 375 | 3 |
| | M | 1,533 | 456 | 810 | 7 | 260 | 3 |
| | F | 1,036 | 478 | 439 | 4 | 115 | - |
| Gimcheon-si | S.T | 1,693 | 540 | 770 | 8 | 375 | 3 |
| | M | 903 | 245 | 422 | 5 | 231 | 2 |
| | F | 790 | 295 | 348 | 3 | 144 | 1 |
| Andong-si | S.T | 2,218 | 837 | 903 | 11 | 467 | 2 |
| | M | 1,227 | 403 | 534 | 8 | 282 | 1 |
| | F | 991 | 434 | 369 | 3 | 185 | 1 |
| Gumi-si | S.T | 2,363 | 637 | 1,537 | 8 | 181 | 7 |
| | M | 1,366 | 316 | 932 | 4 | 114 | 5 |
| | F | 997 | 321 | 605 | 4 | 67 | 2 |
| Yeongju-si | S.T | 763 | 311 | 347 | 9 | 96 | 1 |
| | M | 487 | 176 | 235 | 7 | 69 | 1 |
| | F | 276 | 135 | 112 | 2 | 27 | - |
| Yeongcheon-si | S.T | 1,053 | 324 | 484 | 7 | 238 | - |
| | M | 601 | 153 | 295 | 6 | 147 | - |
| | F | 452 | 171 | 189 | 1 | 91 | - |
| Sangju-si | S.T | 1,225 | 400 | 689 | 7 | 129 | - |
| | M | 637 | 174 | 377 | 5 | 81 | - |
| | F | 588 | 226 | 312 | 2 | 48 | - |

XX aX X
j aX X X X X

Diagnoses by District and Gender <Cont'd>

XX a
(Unit : Person)

| Division | | Total | Free of abnormalities | X X X Benign Lesion | X X X Suspected Liver Cancer | X Other | X Previously diagnosed with cancer |
|----------------|-----|-------|-----------------------|------------------------|---------------------------------|------------|---------------------------------------|
| Mungyeong-si | S.T | 627 | 190 | 382 | 7 | 48 | - |
| | M | 385 | 105 | 241 | 7 | 32 | - |
| | F | 242 | 85 | 141 | - | 16 | - |
| Gyeongsan-si | S.T | 2,770 | 865 | 1,270 | 13 | 622 | 1 |
| | M | 1,409 | 368 | 675 | 10 | 356 | - |
| | F | 1,361 | 497 | 595 | 3 | 266 | 1 |
| Gunwi-gun | S.T | 265 | 90 | 140 | 1 | 34 | 1 |
| | M | 143 | 40 | 77 | 1 | 25 | - |
| | F | 122 | 50 | 63 | - | 9 | 1 |
| Uiseong-gun | S.T | 356 | 138 | 152 | 2 | 64 | - |
| | M | 204 | 69 | 90 | 1 | 44 | - |
| | F | 152 | 69 | 62 | 1 | 20 | - |
| Cheongsong-gun | S.T | 188 | 60 | 88 | 1 | 39 | - |
| | M | 117 | 38 | 53 | - | 26 | - |
| | F | 71 | 22 | 35 | 1 | 13 | - |
| Yeongyang-gun | S.T | 115 | 44 | 47 | 1 | 23 | 1 |
| | M | 70 | 24 | 31 | - | 15 | 1 |
| | F | 45 | 20 | 16 | 1 | 8 | - |
| Yeongdeok-gun | S.T | 190 | 60 | 107 | 3 | 20 | - |
| | M | 119 | 39 | 69 | 2 | 9 | - |
| | F | 71 | 21 | 38 | 1 | 11 | - |
| Cheongdo-gun | S.T | 517 | 143 | 291 | 2 | 81 | - |
| | M | 309 | 77 | 174 | 1 | 57 | - |
| | F | 208 | 66 | 117 | 1 | 24 | - |
| Goryeong-gun | S.T | 268 | 83 | 157 | - | 28 | - |
| | M | 169 | 46 | 104 | - | 19 | - |
| | F | 99 | 37 | 53 | - | 9 | - |
| Seongju-gun | S.T | 344 | 78 | 212 | - | 54 | 1 |
| | M | 198 | 44 | 125 | - | 29 | 1 |
| | F | 146 | 34 | 87 | - | 25 | - |
| Chilgok-gun | S.T | 793 | 213 | 457 | 3 | 120 | 4 |
| | M | 458 | 109 | 271 | 3 | 75 | 2 |
| | F | 335 | 104 | 186 | - | 45 | 2 |
| Yecheon-gun | S.T | 292 | 101 | 138 | 4 | 49 | - |
| | M | 170 | 46 | 93 | 3 | 28 | - |
| | F | 122 | 55 | 45 | 1 | 21 | - |
| Bonghwa-gun | S.T | 225 | 97 | 86 | 3 | 39 | 1 |
| | M | 142 | 52 | 59 | 3 | 28 | 1 |
| | F | 83 | 45 | 27 | - | 11 | - |
| Uljin-gun | S.T | 236 | 70 | 149 | 1 | 16 | 1 |
| | M | 135 | 32 | 95 | - | 8 | 1 |
| | F | 101 | 38 | 54 | 1 | 8 | - |

Note : 1) Based on Resident Registration Address

2) The total excludes patients who were previously diagnosed with cancer

제Ⅱ-7 표
Table Ⅱ-7

Ü Ü
Statistics on Liver Cancer Screening

| Division | | Total | Free of abnormalities | X X X Benign Lesion | X X X Suspected Liver Cancer | X Other | X Previously diagnosed with cancer |
|-------------------------------|-----|--------|-----------------------|------------------------|---------------------------------|------------|---------------------------------------|
| Ulleung-gun | S.T | 87 | 20 | 48 | — | 19 | — |
| | M | 58 | 16 | 28 | — | 14 | — |
| | F | 29 | 4 | 20 | — | 5 | — |
| Gyeongnam | S.T | 25,950 | 6,730 | 15,048 | 143 | 4,029 | 30 |
| | M | 15,324 | 3,348 | 9,315 | 110 | 2,551 | 23 |
| | F | 10,626 | 3,382 | 5,733 | 33 | 1,478 | 7 |
| Changwon-si Uichang-gu | S.T | 1,965 | 560 | 1,143 | 6 | 256 | — |
| | M | 1,055 | 266 | 632 | 6 | 151 | — |
| | F | 910 | 294 | 511 | — | 105 | — |
| Changwon-si Seongsan-gu | S.T | 1,341 | 388 | 724 | 8 | 221 | 1 |
| | M | 764 | 192 | 436 | 6 | 130 | 1 |
| | F | 577 | 196 | 288 | 2 | 91 | — |
| Changwon-si Masanhappo-gu | S.T | 1,380 | 391 | 791 | 3 | 195 | 1 |
| | M | 810 | 183 | 500 | 3 | 124 | 1 |
| | F | 570 | 208 | 291 | — | 71 | — |
| Changwon-si MasanHoewon-gu | S.T | 1,586 | 367 | 1,012 | 6 | 201 | — |
| | M | 886 | 175 | 592 | 4 | 115 | — |
| | F | 700 | 192 | 420 | 2 | 86 | — |
| Changwon-si Jinhae-gu | S.T | 1,233 | 238 | 693 | 3 | 299 | 1 |
| | M | 759 | 112 | 439 | 2 | 206 | — |
| | F | 474 | 126 | 254 | 1 | 93 | 1 |
| Jinju-si | S.T | 2,535 | 482 | 1,548 | 18 | 487 | — |
| | M | 1,494 | 218 | 952 | 14 | 310 | — |
| | F | 1,041 | 264 | 596 | 4 | 177 | — |
| Tongyeong-si | S.T | 2,163 | 675 | 1,222 | 10 | 256 | 6 |
| | M | 1,215 | 323 | 709 | 8 | 175 | 5 |
| | F | 948 | 352 | 513 | 2 | 81 | 1 |
| Sacheon-si | S.T | 1,346 | 332 | 797 | 14 | 203 | 3 |
| | M | 847 | 174 | 516 | 11 | 146 | 2 |
| | F | 499 | 158 | 281 | 3 | 57 | 1 |
| Gimhae-si | S.T | 3,646 | 957 | 2,246 | 14 | 429 | 8 |
| | M | 2,225 | 505 | 1,442 | 10 | 268 | 7 |
| | F | 1,421 | 452 | 804 | 4 | 161 | 1 |
| Miryang-si | S.T | 764 | 181 | 379 | 3 | 201 | — |
| | M | 477 | 87 | 252 | 2 | 136 | — |
| | F | 287 | 94 | 127 | 1 | 65 | — |
| Geoje-si | S.T | 1,384 | 452 | 667 | 11 | 254 | 1 |
| | M | 793 | 220 | 418 | 5 | 150 | 1 |
| | F | 591 | 232 | 249 | 6 | 104 | — |
| Yangsan-si | S.T | 2,264 | 675 | 1,227 | 16 | 346 | 4 |
| | M | 1,230 | 296 | 734 | 14 | 186 | 2 |
| | F | 1,034 | 379 | 493 | 2 | 160 | 2 |

XX aX X
j aX X X X X

Diagnoses by District and Gender <Cont'd>

XX a
(Unit : Person)

| Division | | Total | Free of abnormalities | X X X Benign Lesion | X X X Suspected Liver Cancer | X Other | X Previously diagnosed with cancer |
|-----------------|-----|--------------|-----------------------|------------------------|---------------------------------|--------------|---------------------------------------|
| Uiryeong-gun | S.T | 168 | 28 | 108 | - | 32 | - |
| | M | 111 | 16 | 76 | - | 19 | - |
| | F | 57 | 12 | 32 | - | 13 | - |
| Haman-gun | S.T | 417 | 106 | 254 | 4 | 53 | 1 |
| | M | 257 | 45 | 169 | 2 | 41 | 1 |
| | F | 160 | 61 | 85 | 2 | 12 | - |
| Changnyeong-gun | S.T | 458 | 117 | 271 | 2 | 68 | - |
| | M | 271 | 62 | 164 | 1 | 44 | - |
| | F | 187 | 55 | 107 | 1 | 24 | - |
| Goseong-gun | S.T | 517 | 150 | 302 | 3 | 62 | 2 |
| | M | 334 | 99 | 189 | 2 | 44 | 1 |
| | F | 183 | 51 | 113 | 1 | 18 | 1 |
| Namhae-gun | S.T | 789 | 154 | 485 | 5 | 145 | - |
| | M | 474 | 86 | 297 | 4 | 87 | - |
| | F | 315 | 68 | 188 | 1 | 58 | - |
| Hadong-gun | S.T | 377 | 77 | 208 | 5 | 87 | 1 |
| | M | 264 | 54 | 144 | 5 | 61 | 1 |
| | F | 113 | 23 | 64 | - | 26 | - |
| Sancheong-gun | S.T | 218 | 40 | 128 | - | 50 | - |
| | M | 157 | 30 | 90 | - | 37 | - |
| | F | 61 | 10 | 38 | - | 13 | - |
| Hamyang-gun | S.T | 398 | 101 | 229 | 6 | 62 | 1 |
| | M | 264 | 61 | 152 | 6 | 45 | 1 |
| | F | 134 | 40 | 77 | - | 17 | - |
| Geochang-gun | S.T | 686 | 189 | 441 | 1 | 55 | - |
| | M | 425 | 96 | 299 | 1 | 29 | - |
| | F | 261 | 93 | 142 | - | 26 | - |
| Hapcheon-gun | S.T | 315 | 70 | 173 | 5 | 67 | - |
| | M | 212 | 48 | 113 | 4 | 47 | - |
| | F | 103 | 22 | 60 | 1 | 20 | - |
| Jeju | S.T | 5,564 | 1,423 | 2,648 | 15 | 1,478 | 4 |
| | M | 3,365 | 684 | 1,711 | 14 | 956 | 4 |
| | F | 2,199 | 739 | 937 | 1 | 522 | - |
| Jeju-si | S.T | 4,311 | 1,067 | 2,073 | 9 | 1,162 | 3 |
| | M | 2,605 | 501 | 1,348 | 8 | 748 | 3 |
| | F | 1,706 | 566 | 725 | 1 | 414 | - |
| Seogwipo-si | S.T | 1,253 | 356 | 575 | 6 | 316 | 1 |
| | M | 760 | 183 | 363 | 6 | 208 | 1 |
| | F | 493 | 173 | 212 | - | 108 | - |

Note : 1) Based on Resident Registration Address

2) The total excludes patients who were previously diagnosed with cancer

제Ⅱ-8 표

Table Ⅱ-8

Statistics on Liver Cancer Screening

| Division | | Total | Free of abnormalities | X X X Benign Lesion |
|--|-----|---------|-----------------------|------------------------|
| Total | | 416,667 | 122,266 | 225,805 |
| M | | 237,789 | 58,895 | 137,454 |
| F | | 178,878 | 63,371 | 88,351 |
| I h ⅃ I l | S.T | 72,869 | 27,157 | 35,483 |
| | M | 41,744 | 12,127 | 23,656 |
| | F | 31,125 | 15,030 | 11,827 |
| I m ⅃ I q | S.T | 57,525 | 18,480 | 30,453 |
| | M | 34,532 | 9,028 | 20,264 |
| | F | 22,993 | 9,452 | 10,189 |
| n h ⅃ n l | S.T | 79,609 | 23,314 | 43,848 |
| | M | 45,095 | 10,835 | 26,739 |
| | F | 34,514 | 12,479 | 17,109 |
| n m ⅃ n q | S.T | 66,921 | 17,820 | 38,153 |
| | M | 37,749 | 8,796 | 22,430 |
| | F | 29,172 | 9,024 | 15,723 |
| n h ⅃ n l | S.T | 58,464 | 14,744 | 33,359 |
| | M | 33,014 | 7,460 | 19,214 |
| | F | 25,450 | 7,284 | 14,145 |
| n m ⅃ n q | S.T | 36,866 | 9,174 | 20,810 |
| | M | 21,173 | 4,745 | 12,110 |
| | F | 15,693 | 4,429 | 8,700 |
| o h ⅃ o l | S.T | 29,618 | 7,610 | 16,095 |
| | M | 16,574 | 3,920 | 8,995 |
| | F | 13,044 | 3,690 | 7,100 |
| o m ⅃ o q | S.T | 10,834 | 2,873 | 5,669 |
| | M | 5,873 | 1,475 | 3,048 |
| | F | 4,961 | 1,398 | 2,621 |
| p h ⅃ p l | S.T | 3,342 | 906 | 1,653 |
| | M | 1,680 | 404 | 832 |
| | F | 1,662 | 502 | 821 |
| p n X X X X X X 85 and over | S.T | 619 | 188 | 282 |
| | M | 355 | 105 | 166 |
| | F | 264 | 83 | 116 |

X X a X X
j a X X X X X

Diagnoses by Age and Gender

XX a
(Unit : Person)

| X X X Suspected Liver Cancer | X Other | X Previously diagnosed with cancer |
|------------------------------------|---------------|---------------------------------------|
| 1,973 | 66,623 | 1,033 |
| 1,492 | 39,948 | 659 |
| 481 | 26,675 | 374 |
| 151 | 10,078 | 87 |
| 112 | 5,849 | 53 |
| 39 | 4,229 | 34 |
| 190 | 8,402 | 104 |
| 138 | 5,102 | 57 |
| 52 | 3,300 | 47 |
| 357 | 12,090 | 187 |
| 269 | 7,252 | 108 |
| 88 | 4,838 | 79 |
| 328 | 10,620 | 190 |
| 251 | 6,272 | 125 |
| 77 | 4,348 | 65 |
| 335 | 10,026 | 201 |
| 265 | 6,075 | 141 |
| 70 | 3,951 | 60 |
| 252 | 6,630 | 149 |
| 200 | 4,118 | 94 |
| 52 | 2,512 | 55 |
| 226 | 5,687 | 76 |
| 167 | 3,492 | 54 |
| 59 | 2,195 | 22 |
| 93 | 2,199 | 26 |
| 64 | 1,286 | 19 |
| 29 | 913 | 7 |
| 33 | 750 | 13 |
| 19 | 425 | 8 |
| 14 | 325 | 5 |
| 8 | 141 | – |
| 7 | 77 | – |
| 1 | 64 | – |

Note : 1) Based on Age at the End of the Year

2) The total excludes patients who were previously diagnosed with cancer

| | Total | Normal | X X X Benign Lesion | X Suspected Breast Cancer | X X X Deferred Diagnosis | X Previously diagnosed with cancer | Division |
|--|------------------|------------------|------------------------|---------------------------------|--------------------------------|---|-----------------|
| | 3,232,417 | 2,346,682 | 406,229 | 5,069 | 474,437 | 7,722 | Total |
| | 624,074 | 396,734 | 118,695 | 806 | 107,839 | 1,575 | Seoul |
| | 10,927 | 7,331 | 2,256 | 20 | 1,320 | 29 | Jongno-gu |
| | 8,638 | 4,765 | 2,524 | 11 | 1,338 | 22 | Jung-gu |
| | 13,858 | 7,909 | 2,323 | 20 | 3,606 | 52 | Yongsan-gu |
| | 17,959 | 11,076 | 3,956 | 22 | 2,905 | 40 | Seongdong-gu |
| | 21,343 | 12,930 | 5,065 | 19 | 3,329 | 51 | Gwangjin-gu |
| | 23,309 | 14,772 | 4,722 | 42 | 3,773 | 59 | Dongdaemun-gu |
| | 27,971 | 17,704 | 3,294 | 33 | 6,940 | 85 | Jungnang-gu |
| | 30,058 | 19,471 | 5,033 | 37 | 5,517 | 78 | Seongbuk-gu |
| | 22,701 | 13,981 | 3,961 | 37 | 4,722 | 43 | Gangbuk-gu |
| | 23,986 | 15,287 | 4,533 | 25 | 4,141 | 63 | Dobong-gu |
| | 35,957 | 25,793 | 4,325 | 53 | 5,786 | 98 | Nowon-gu |
| | 30,243 | 17,729 | 6,224 | 46 | 6,244 | 71 | Eunpyeong-gu |
| | 19,290 | 13,268 | 3,565 | 17 | 2,440 | 62 | Seodaemun-gu |
| | 22,066 | 13,252 | 4,165 | 24 | 4,625 | 45 | Mapo-gu |
| | 30,530 | 17,283 | 9,268 | 53 | 3,926 | 78 | Yangcheon-gu |
| | 35,923 | 20,006 | 10,990 | 35 | 4,892 | 117 | Gangseo-gu |
| | 25,960 | 17,407 | 3,996 | 21 | 4,536 | 46 | Guro-gu |
| | 15,524 | 11,649 | 1,910 | 22 | 1,943 | 33 | Geumcheon-gu |
| | 24,939 | 15,641 | 4,435 | 40 | 4,823 | 56 | Yeongdeungpo-gu |
| | 24,201 | 16,447 | 4,583 | 41 | 3,130 | 87 | Dongjak-gu |
| | 29,435 | 20,740 | 4,465 | 30 | 4,200 | 47 | Gwanak-gu |
| | 23,525 | 13,748 | 4,587 | 35 | 5,155 | 54 | Seocho-gu |
| | 31,857 | 18,377 | 6,580 | 56 | 6,844 | 92 | Gangnam-gu |
| | 42,433 | 28,955 | 6,638 | 47 | 6,793 | 62 | Songpa-gu |
| | 31,441 | 21,213 | 5,297 | 20 | 4,911 | 105 | Gangdong-gu |
| | 251,509 | 191,611 | 31,144 | 459 | 28,295 | 1,010 | Busan |
| | 3,691 | 2,845 | 475 | 7 | 364 | 19 | Jung-gu |
| | 9,013 | 5,887 | 1,760 | 15 | 1,351 | 24 | Seo-gu |
| | 7,693 | 6,071 | 1,005 | 21 | 596 | 26 | Dong-gu |
| | 10,928 | 7,571 | 1,933 | 17 | 1,407 | 30 | Yeongdo-gu |
| | 27,908 | 22,105 | 3,369 | 47 | 2,387 | 122 | Busanjin-gu |
| | 21,225 | 16,979 | 2,194 | 26 | 2,026 | 143 | Dongnae-gu |
| | 21,990 | 15,985 | 2,701 | 38 | 3,266 | 58 | Nam-gu |
| | 21,271 | 17,043 | 2,003 | 99 | 2,126 | 92 | Buk-gu |
| | 28,790 | 20,668 | 3,414 | 37 | 4,671 | 127 | Haeundae-gu |
| | 22,987 | 17,465 | 2,891 | 41 | 2,590 | 60 | Saha-gu |
| | 18,546 | 14,141 | 2,509 | 17 | 1,879 | 111 | Geumjeong-gu |

XX aX X X X X X
j aX

Screening Diagnoses by District

XX a
(Unit : Person)

| | Total | XXXX Normal | X X X Benign Lesion | X Suspected Breast Cancer | X X X Deferred Diagnosis | X Previously diagnosed with cancer | Division |
|--|----------------|----------------|------------------------|---------------------------------|--------------------------------|---|----------------|
| | 4,092 | 3,146 | 470 | 5 | 471 | 16 | Gangseo-gu |
| | 15,761 | 12,160 | 2,316 | 24 | 1,261 | 67 | Yeonje-gu |
| | 13,414 | 10,483 | 1,548 | 21 | 1,362 | 38 | Suyeong-gu |
| | 18,302 | 14,774 | 1,945 | 37 | 1,546 | 59 | Sasang-gu |
| | 5,898 | 4,288 | 611 | 7 | 992 | 18 | Gijang-gun |
| | 156,557 | 121,005 | 11,114 | 147 | 24,291 | 440 | Daegu |
| | 5,044 | 3,796 | 464 | 5 | 779 | 16 | Jung-gu |
| | 22,131 | 18,490 | 1,310 | 14 | 2,317 | 90 | Dong-gu |
| | 15,330 | 11,775 | 1,392 | 22 | 2,141 | 43 | Seo-gu |
| | 10,527 | 7,956 | 777 | 11 | 1,783 | 29 | Nam-gu |
| | 26,977 | 22,161 | 1,404 | 25 | 3,387 | 77 | Buk-gu |
| | 28,950 | 23,674 | 1,687 | 27 | 3,562 | 85 | Suseong-gu |
| | 36,777 | 25,202 | 3,166 | 29 | 8,380 | 77 | Dalseo-gu |
| | 10,821 | 7,951 | 914 | 14 | 1,942 | 23 | Dalseong-gun |
| | 166,135 | 112,666 | 21,734 | 178 | 31,557 | 296 | Incheon |
| | 5,404 | 3,548 | 1,212 | 8 | 636 | 13 | Jung-gu |
| | 5,026 | 3,666 | 824 | 18 | 518 | 13 | Dong-gu |
| | 26,555 | 16,985 | 4,766 | 22 | 4,782 | 58 | Nam-gu |
| | 16,062 | 10,150 | 1,764 | 16 | 4,132 | 28 | Yeonsu-gu |
| | 28,709 | 19,612 | 4,752 | 21 | 4,324 | 60 | Namdong-gu |
| | 33,061 | 24,410 | 2,693 | 36 | 5,922 | 49 | Bupyeong-gu |
| | 19,668 | 13,708 | 2,611 | 30 | 3,319 | 31 | Gyeyang-gu |
| | 24,564 | 15,596 | 2,489 | 19 | 6,460 | 33 | Seo-gu |
| | 5,589 | 3,944 | 388 | 5 | 1,252 | 6 | Ganghwa-gun |
| | 1,497 | 1,047 | 235 | 3 | 212 | 5 | Ongjin-gun |
| | 94,093 | 76,802 | 8,205 | 242 | 8,844 | 262 | Gwangju |
| | 7,607 | 6,241 | 804 | 32 | 530 | 22 | Dong-gu |
| | 21,220 | 17,064 | 2,136 | 71 | 1,949 | 62 | Seo-gu |
| | 15,551 | 12,377 | 1,748 | 58 | 1,368 | 41 | Nam-gu |
| | 29,410 | 23,700 | 2,102 | 54 | 3,554 | 90 | Buk-gu |
| | 20,305 | 17,420 | 1,415 | 27 | 1,443 | 47 | Gwangsan-gu |
| | 100,226 | 76,291 | 14,722 | 93 | 9,120 | 269 | Daejeon |
| | 17,185 | 13,222 | 2,779 | 16 | 1,168 | 32 | Dong-gu |
| | 19,314 | 15,266 | 2,309 | 16 | 1,723 | 55 | Jung-gu |
| | 32,907 | 25,089 | 4,954 | 28 | 2,836 | 101 | Seo-gu |

Note : 1) Based on Resident Registration Address

2) The total excludes patients who were previously diagnosed with cancer

| | Total | Normal | Benign Lesion | Suspected Breast Cancer | Deferred Diagnosis | Previously diagnosed with cancer | Division |
|--|----------------|----------------|---------------|-------------------------|--------------------|----------------------------------|--------------------|
| | 17,026 | 11,941 | 2,936 | 13 | 2,136 | 43 | Yuseong-gu |
| | 13,794 | 10,773 | 1,744 | 20 | 1,257 | 38 | Daedeok-gu |
| | 65,863 | 48,476 | 11,234 | 104 | 6,049 | 130 | Ulsan |
| | 14,669 | 10,531 | 3,091 | 17 | 1,030 | 34 | Jung-gu |
| | 19,958 | 14,237 | 3,574 | 29 | 2,118 | 41 | Nam-gu |
| | 9,595 | 6,916 | 1,619 | 12 | 1,048 | 20 | Dong-gu |
| | 9,139 | 7,024 | 1,474 | 26 | 615 | 8 | Buk-gu |
| | 12,502 | 9,768 | 1,476 | 20 | 1,238 | 27 | Ulju-gun |
| | 5,907 | 4,588 | 741 | 5 | 573 | 8 | Sejong |
| | 695,443 | 482,515 | 82,065 | 1,209 | 129,654 | 1,580 | Gyeonggi |
| | 16,935 | 12,467 | 2,061 | 32 | 2,375 | 63 | Suwon-si |
| | 16,770 | 11,382 | 2,370 | 18 | 3,000 | 43 | Jangan-gu |
| | 12,072 | 8,466 | 1,890 | 15 | 1,701 | 39 | Gwonseon-gu |
| | 12,223 | 7,168 | 2,889 | 27 | 2,139 | 47 | Paldal-gu |
| | 14,709 | 8,041 | 3,728 | 24 | 2,916 | 19 | Yeongtong-gu |
| | 15,435 | 8,398 | 1,871 | 31 | 5,135 | 20 | Seongnam Sujeonggu |
| | 26,981 | 18,148 | 3,932 | 31 | 4,870 | 40 | Jungwon-gu |
| | 27,852 | 20,775 | 3,435 | 41 | 3,601 | 52 | Bundang-gu |
| | 16,041 | 11,522 | 1,363 | 78 | 3,078 | 46 | Uijeongbu-si |
| | 21,960 | 14,587 | 2,450 | 48 | 4,875 | 28 | Anyang Manan-gu |
| | 28,059 | 17,856 | 2,666 | 37 | 7,500 | 78 | Dongan-gu |
| | 14,938 | 11,424 | 1,516 | 8 | 1,990 | 43 | Bucheon Wonmi-gu |
| | 11,686 | 8,450 | 1,944 | 15 | 1,277 | 38 | Sosa-gu |
| | 20,447 | 16,403 | 1,749 | 46 | 2,249 | 49 | Ojeong-gu |
| | 24,308 | 17,517 | 3,100 | 133 | 3,558 | 37 | Gwangmyeong-si |
| | 5,650 | 4,429 | 859 | 5 | 357 | 13 | Pyeongtaek-si |
| | 19,299 | 9,830 | 1,818 | 25 | 7,626 | 30 | Dongducheon-si |
| | 18,195 | 13,622 | 1,721 | 26 | 2,826 | 34 | Ansan Sangrok-gu |
| | 24,559 | 17,349 | 2,831 | 38 | 4,341 | 51 | Danwon-gu |
| | 16,834 | 11,609 | 1,768 | 14 | 3,443 | 68 | Goyang Deogyangu |
| | 17,622 | 12,507 | 2,152 | 25 | 2,938 | 59 | Ilsandong-gu |
| | 4,267 | 2,921 | 648 | 4 | 694 | 7 | Ilsanseo-gu |
| | 12,338 | 7,325 | 2,622 | 26 | 2,365 | 30 | Gwacheon-si |
| | 35,541 | 23,953 | 3,255 | 92 | 8,241 | 83 | Guri-si |
| | 8,750 | 5,439 | 945 | 11 | 2,355 | 16 | Namyangju-si |
| | 20,926 | 16,641 | 1,406 | 22 | 2,857 | 34 | Osan-si |
| | 16,955 | 12,931 | 1,723 | 22 | 2,279 | 35 | Siheung-si |
| | 8,714 | 6,119 | 1,022 | 15 | 1,558 | 16 | Gunpo-si |
| | 9,532 | 5,173 | 810 | 4 | 3,545 | 28 | Uiwang-si |
| | | | | | | | Hanam-si |

XX aX X
j aX X X X X

Screening Diagnoses by District <Cont'd>

XX a
(Unit : Person)

| | Total | Normal | X X X Benign Lesion | X Suspected Breast Cancer | X X X Deferred Diagnosis | X Previously diagnosed with cancer | Division |
|--|----------------|---------------|------------------------|---------------------------------|--------------------------------|---|------------------|
| | 12,882 | 9,515 | 1,009 | 12 | 2,346 | 24 | Yongin Cheoin-gu |
| | 18,799 | 12,279 | 3,014 | 48 | 3,458 | 58 | Giheung-gu |
| | 16,727 | 10,966 | 2,584 | 23 | 3,154 | 41 | Yongin Suji-gu |
| | 22,053 | 15,574 | 1,771 | 23 | 4,685 | 42 | Paju-si |
| | 11,872 | 8,821 | 801 | 22 | 2,228 | 17 | Icheon-si |
| | 11,341 | 8,355 | 1,516 | 18 | 1,452 | 21 | Anseong-si |
| | 15,685 | 11,316 | 1,183 | 17 | 3,169 | 48 | Gimpo-si |
| | 26,136 | 18,948 | 2,618 | 36 | 4,534 | 50 | Hwaseong-si |
| | 15,589 | 9,726 | 2,185 | 22 | 3,656 | 52 | Gwangju |
| | 11,906 | 8,994 | 1,439 | 26 | 1,447 | 13 | Yangju-si |
| | 10,417 | 8,224 | 1,337 | 15 | 841 | 22 | Pocheon-si |
| | 7,426 | 6,104 | 530 | 8 | 784 | 9 | Yeoju-gun |
| | 3,303 | 2,786 | 293 | 5 | 219 | 7 | Yeoncheon-gun |
| | 4,349 | 3,674 | 299 | 6 | 370 | 10 | Gapyeong-gun |
| | 7,360 | 4,781 | 942 | 15 | 1,622 | 20 | Yangpyeong-gun |
| | 111,350 | 85,403 | 12,729 | 162 | 13,056 | 201 | Gangwon |
| | 19,130 | 13,088 | 3,882 | 57 | 2,103 | 36 | Chuncheon-si |
| | 20,788 | 15,324 | 1,612 | 18 | 3,834 | 21 | Wonju-si |
| | 16,684 | 13,626 | 1,679 | 16 | 1,363 | 54 | Gangneung-si |
| | 6,503 | 4,963 | 766 | 4 | 770 | 4 | Donghae-si |
| | 3,768 | 2,865 | 519 | - | 384 | 12 | Taebaek-si |
| | 5,638 | 4,742 | 448 | 3 | 445 | 23 | Sokcho-si |
| | 5,729 | 4,484 | 350 | 6 | 889 | 3 | Samcheok-si |
| | 5,395 | 4,379 | 426 | 17 | 573 | 5 | Hongcheon-gun |
| | 3,215 | 2,322 | 353 | 2 | 538 | 3 | Hoengseong-gun |
| | 3,517 | 3,013 | 209 | 7 | 288 | 4 | Yeongwol-gun |
| | 3,659 | 3,009 | 353 | 3 | 294 | 5 | Pyeongchang-gun |
| | 3,335 | 2,717 | 421 | 2 | 195 | 4 | Jeongseon-gun |
| | 3,499 | 2,571 | 379 | 4 | 545 | 5 | Cheorwon-gun |
| | 1,494 | 1,112 | 253 | 2 | 127 | 2 | Hwacheon-gun |
| | 1,396 | 1,086 | 180 | 7 | 123 | 3 | Yanggu-gun |
| | 2,404 | 1,811 | 387 | 7 | 199 | 1 | Inje-gun |
| | 2,590 | 2,140 | 299 | 3 | 148 | 10 | Goseong-gun |
| | 2,606 | 2,151 | 213 | 4 | 238 | 6 | Yangyang-gun |
| | 110,243 | 82,854 | 10,087 | 144 | 17,158 | 269 | Chungbuk |
| | 16,239 | 12,659 | 1,936 | 23 | 1,621 | 56 | Cheongju-si |
| | 25,838 | 20,472 | 3,198 | 32 | 2,136 | 75 | Sangdang-gu |
| | 15,025 | 8,438 | 692 | 14 | 5,881 | 20 | Heungdeok-gu |
| | 11,428 | 7,771 | 457 | 9 | 3,191 | 21 | Chungju-si |
| | | | | | | | Jecheon-si |

Note : 1) Based on Resident Registration Address

2) The total excludes patients who were previously diagnosed with cancer

제Ⅱ-9 표
Table Ⅱ-9

Ü Ü
Statistics on Breast Cancer

| | | | | | | |
|---------|--------|--------|-----|--------|--------|-----------------|
| 9,861 | 8,191 | 894 | 11 | 765 | 25 | Cheongwon-gun |
| 3,303 | 2,667 | 290 | 7 | 339 | 13 | Boeun-gun |
| 4,722 | 3,614 | 809 | 25 | 274 | 12 | Okcheon-gun |
| 4,489 | 3,744 | 481 | 3 | 261 | 11 | Yeongdong-gun |
| 2,258 | 1,755 | 241 | 2 | 260 | 5 | Jeungpyeong-gun |
| 4,825 | 3,810 | 288 | 8 | 719 | 14 | Jincheon-gun |
| 3,235 | 2,667 | 227 | 2 | 339 | 2 | Goesan-gun |
| 6,382 | 5,140 | 405 | 5 | 832 | 13 | Eumseong-gun |
| 2,638 | 1,926 | 169 | 3 | 540 | 2 | Danyang-gun |
| 131,908 | 98,523 | 14,841 | 163 | 18,381 | 286 | Chungnam |
| 13,971 | 9,707 | 1,858 | 26 | | 13,971 | 1,926,707 |

Screening Diagnoses by District <Cont'd>

XX a
(Unit : Person)

| | Total | XXXX Normal | X X X Benign Lesion | X Suspected Breast Cancer | X X X Deferred Diagnosis | X Previously diagnosed with cancer | Division |
|--|----------------|----------------|------------------------|---------------------------------|--------------------------------|---|------------------|
| | 3,017 | 2,530 | 201 | 4 | 282 | 3 | Sunchang-gun |
| | 5,356 | 4,653 | 444 | 16 | 243 | 8 | Gochang-gun |
| | 5,230 | 4,306 | 310 | 10 | 604 | 14 | Buan-gun |
| | 153,915 | 125,906 | 11,452 | 407 | 16,150 | 194 | Jeonnam |
| | 16,407 | 12,166 | 1,455 | 25 | 2,761 | 17 | Mokpo-si |
| | 19,898 | 17,088 | 1,149 | 18 | 1,643 | 20 | Yeosu-si |
| | 20,259 | 14,636 | 2,293 | 21 | 3,309 | 23 | Suncheon-si |
| | 8,142 | 6,801 | 746 | 29 | 566 | 15 | Naju-si |
| | 9,861 | 7,001 | 1,313 | 18 | 1,529 | 6 | Gwangyang-si |
| | 4,517 | 3,998 | 219 | 23 | 277 | 9 | Damyang-gun |
| | 3,298 | 2,936 | 135 | 5 | 222 | 4 | Gokseong-gun |
| | 2,914 | 2,448 | 197 | 25 | 244 | 5 | Gurye-gun |
| | 6,785 | 5,935 | 392 | 29 | 429 | 2 | Goheung-gun |
| | 4,643 | 4,096 | 279 | 15 | 253 | 4 | Boseong-gun |
| | 5,964 | 4,994 | 434 | 13 | 523 | 10 | Hwasun-gun |
| | 4,095 | 3,489 | 244 | 13 | 349 | 4 | Jangheung-gun |
| | 3,814 | 3,460 | 116 | 16 | 222 | 2 | Gangjin-gun |
| | 7,259 | 6,160 | 745 | 19 | 335 | 13 | Haenam-gun |
| | 5,132 | 4,319 | 303 | 33 | 477 | 6 | Yeongam-gun |
| | 5,946 | 4,784 | 306 | 20 | 836 | 9 | Muan-gun |
| | 3,443 | 3,087 | 150 | 7 | 199 | 7 | Hampyeong-gun |
| | 4,640 | 4,201 | 172 | 3 | 264 | 9 | Yeonggwang-gun |
| | 4,244 | 3,605 | 151 | 27 | 461 | 10 | Jangseong-gun |
| | 5,047 | 4,221 | 238 | 34 | 554 | 10 | Wando-gun |
| | 3,119 | 2,701 | 130 | 6 | 282 | 5 | Jindo-gun |
| | 4,488 | 3,780 | 285 | 8 | 415 | 4 | Sinan-gun |
| | 184,376 | 151,351 | 15,210 | 346 | 17,469 | 392 | Gyeongbuk |
| | 14,954 | 12,613 | 1,208 | 36 | 1,097 | 33 | Pohang-si |
| | 16,316 | 13,286 | 1,565 | 37 | 1,428 | 31 | Nam-gu |
| | 18,736 | 15,371 | 1,548 | 16 | 1,801 | 30 | Buk-gu |
| | 10,707 | 9,464 | 759 | 12 | 472 | 14 | Gyeongju-si |
| | 12,809 | 8,850 | 2,267 | 9 | 1,683 | 34 | Gimcheon-si |
| | 18,909 | 16,967 | 721 | 39 | 1,182 | 52 | Andong-si |
| | 9,245 | 6,819 | 1,147 | 15 | 1,264 | 17 | Gumi-si |
| | 6,696 | 5,704 | 191 | 22 | 779 | 19 | Yeongju-si |
| | 8,404 | 6,086 | 1,047 | 5 | 1,266 | 9 | Yeongcheon-si |
| | 6,608 | 5,983 | 223 | 9 | 393 | 20 | Sangju-si |
| | 15,367 | 11,918 | 1,230 | 27 | 2,192 | 32 | Mungyeong-si |
| | 2,168 | 1,876 | 81 | 3 | 208 | 7 | Gyeongsan-si |
| | | | | | | | Gunwi-gun |

Note : 1) Based on Resident Registration Address

2) The total excludes patients who were previously diagnosed with cancer

Table Ⅱ-9

Statistics on Breast Cancer Screening Diagnoses by District <Cont'd>

XX a
(Unit : Person)

| | Total | Normal | X X X Benign Lesion | X Suspected Breast Cancer | X X X Deferred Diagnosis | X Previously diagnosed with cancer | Division |
|--|----------------|----------------|------------------------|---------------------------------|--------------------------------|---|---------------------|
| | 5,849 | 4,953 | 356 | 8 | 532 | 12 | Uiseong-gun |
| | 2,852 | 2,287 | 348 | 14 | 203 | 6 | Cheongsong-gun |
| | 1,736 | 1,411 | 182 | 1 | 142 | 9 | Yeongyang-gun |
| | 3,559 | 3,142 | 183 | 20 | 214 | 5 | Yeongdeok-gun |
| | 4,413 | 3,700 | 303 | 9 | 401 | 3 | Cheongdo-gun |
| | 2,674 | 2,272 | 118 | 2 | 282 | 6 | Goryeong-gun |
| | 4,279 | 3,508 | 248 | 28 | 495 | 6 | Seongju-gun |
| | 6,005 | 4,835 | 547 | 8 | 615 | 21 | Chilgok-gun |
| | 4,603 | 4,028 | 271 | 4 | 300 | 8 | Yecheon-gun |
| | 3,208 | 2,612 | 357 | 7 | 232 | 4 | Bonghwa-gun |
| | 3,542 | 3,082 | 250 | 14 | 196 | 9 | Uljin-gun |
| | 737 | 584 | 60 | 1 | 92 | 5 | Ulleung-gun |
| | 205,837 | 152,838 | 25,558 | 328 | 27,113 | 458 | Gyeongnam |
| | 14,606 | 8,743 | 3,135 | 28 | 2,700 | 30 | Changwon-si |
| | 11,970 | 7,692 | 1,859 | 9 | 2,410 | 16 | Uichang-gu |
| | 11,646 | 9,202 | 1,563 | 22 | 859 | 40 | Seongsan-gu |
| | 13,826 | 10,884 | 1,779 | 25 | 1,138 | 39 | Masan happo-gu |
| | 9,101 | 5,762 | 2,600 | 11 | 728 | 31 | Masan Hoewon-gu |
| | 23,335 | 18,483 | 1,888 | 38 | 2,926 | 29 | Jinhae-gu |
| | 8,725 | 6,295 | 1,520 | 10 | 900 | 27 | Jinju-si |
| | 7,471 | 6,642 | 358 | 19 | 452 | 15 | Tongyeong-si |
| | 28,273 | 17,280 | 3,562 | 30 | 7,401 | 59 | Sacheon-si |
| | 7,881 | 5,715 | 602 | 18 | 1,546 | 18 | Gimhae-si |
| | 10,845 | 9,512 | 833 | 18 | 482 | 22 | Miryang-si |
| | 16,510 | 11,336 | 2,592 | 43 | 2,539 | 65 | Geoje-si |
| | 2,389 | 2,026 | 176 | 6 | 181 | 7 | Yangsan-si |
| | 4,500 | 3,667 | 505 | 7 | 321 | 6 | Uiryeong-gun |
| | 4,807 | 4,043 | 348 | 5 | 411 | 6 | Haman-gun |
| | 4,075 | 3,523 | 236 | 5 | 311 | 7 | Changnyeong-gun |
| | 4,943 | 4,394 | 333 | 7 | 209 | 10 | Goseong-gun |
| | 4,736 | 4,043 | 292 | 5 | 396 | 6 | Namhae-gun |
| | 3,144 | 2,623 | 277 | 4 | 240 | 3 | Hadong-gun |
| | 3,737 | 3,190 | 296 | 2 | 249 | 6 | Sancheong-gun |
| | 4,804 | 3,940 | 507 | 4 | 353 | 4 | Hamyang-gun |
| | 4,513 | 3,843 | 297 | 12 | 361 | 12 | Geochang-gun |
| | 36,950 | 30,762 | 2,407 | 35 | 3,746 | 31 | Hapcheon-gun |
| | 36,950 | 30,762 | 2,407 | 35 | 3,746 | 31 | Jeju |
| | 26,193 | 22,668 | 964 | 19 | 2,542 | 24 | Jeju-si |
| | 10,757 | 8,094 | 1,443 | 16 | 1,204 | 7 | Seogwipo-si |

XX aX
j aX X X X X

Note : 1) Based on Resident Registration Address

2) The total excludes patients who were previously diagnosed with cancer

제Ⅱ-10 표

Table Ⅱ-10

Statistics on Breast Cancer Screening Diagnoses by Age

단위 : 사람
(Unit : Person)

| Division | Total | Normal | Benign Lesion | Suspected Breast Cancer | Deferred Diagnosis | Previously diagnosed with cancer |
|----------|-----------|-----------|---------------|-------------------------|--------------------|----------------------------------|
| Total | 3,232,417 | 2,346,682 | 406,229 | 5,069 | 474,437 | 7,722 |
| 10대 | 616,891 | 423,330 | 63,328 | 753 | 129,480 | 570 |
| 20대 | 394,599 | 272,244 | 44,368 | 582 | 77,405 | 630 |
| 30대 | 674,211 | 475,585 | 86,218 | 1,026 | 111,382 | 1,745 |
| 40대 | 404,855 | 294,345 | 56,808 | 630 | 53,072 | 1,223 |
| 50대 | 461,245 | 345,381 | 64,573 | 753 | 50,538 | 1,526 |
| 60대 | 234,635 | 179,264 | 32,653 | 411 | 22,307 | 871 |
| 70대 | 283,241 | 223,562 | 37,732 | 553 | 21,394 | 857 |
| 80대 | 103,599 | 84,112 | 13,258 | 204 | 6,025 | 196 |
| 90대 | 50,629 | 41,694 | 6,317 | 130 | 2,488 | 101 |
| 85세 이상 | 8,512 | 7,165 | 974 | 27 | 346 | 3 |

10대
 20대
 30대
 40대
 50대
 60대
 70대
 80대
 90대
 85세 이상

Note : 1) Based on Age at the End of the Year

2) The total excludes patients who were previously diagnosed with cancer

| | Total | XXXX Normal | X X Inflammatory and infectious disease | XXXX Epithelial cell abnormalities | Suspected Cervical Cancer | Other | X Previously diagnosed with cancer | Division |
|--|------------------|------------------|---|--|---------------------------------|----------------|---|-----------------|
| | 3,370,657 | 1,909,699 | 1,248,028 | 63,856 | 603 | 148,471 | 1,667 | Total |
| | 701,651 | 392,552 | 253,446 | 15,100 | 144 | 40,409 | 427 | Seoul |
| | 11,187 | 7,828 | 2,771 | 210 | 1 | 377 | 6 | Jongno-gu |
| | 9,158 | 6,533 | 2,052 | 208 | 5 | 360 | 6 | Jung-gu |
| | 14,973 | 9,282 | 4,669 | 329 | 2 | 691 | 6 | Yongsan-gu |
| | 20,283 | 11,425 | 6,722 | 367 | 3 | 1,766 | 8 | Seongdong-gu |
| | 24,874 | 14,235 | 9,017 | 397 | 5 | 1,220 | 2 | Gwangjin-gu |
| | 25,833 | 16,705 | 7,779 | 491 | 2 | 856 | 9 | Dongdaemun-gu |
| | 30,868 | 16,317 | 12,544 | 751 | 14 | 1,242 | 11 | Jungnang-gu |
| | 33,245 | 16,416 | 13,367 | 676 | 11 | 2,775 | 6 | Seongbuk-gu |
| | 24,331 | 11,148 | 10,203 | 619 | 4 | 2,357 | 6 | Gangbuk-gu |
| | 25,253 | 17,033 | 7,045 | 468 | 4 | 703 | 19 | Dobong-gu |
| | 39,648 | 22,909 | 12,691 | 863 | 14 | 3,171 | 8 | Nowon-gu |
| | 34,208 | 18,163 | 13,248 | 605 | 4 | 2,188 | 15 | Eunpyeong-gu |
| | 20,427 | 11,943 | 6,859 | 386 | 12 | 1,227 | 11 | Seodaemun-gu |
| | 25,223 | 12,219 | 11,670 | 444 | 2 | 888 | 15 | Mapo-gu |
| | 34,420 | 21,489 | 11,495 | 828 | 11 | 597 | 36 | Yangcheon-gu |
| | 43,022 | 24,731 | 16,424 | 925 | 8 | 934 | 74 | Gangseo-gu |
| | 30,662 | 17,024 | 11,874 | 1,233 | 6 | 525 | 19 | Guro-gu |
| | 17,133 | 9,014 | 4,925 | 450 | - | 2,744 | 6 | Geumcheon-gu |
| | 28,318 | 14,791 | 10,883 | 715 | 7 | 1,922 | 14 | Yeongdeungpo-gu |
| | 27,855 | 19,078 | 6,340 | 415 | 1 | 2,021 | 56 | Dongjak-gu |
| | 34,779 | 18,681 | 13,964 | 658 | 4 | 1,472 | 22 | Gwanak-gu |
| | 26,548 | 12,788 | 11,728 | 460 | 3 | 1,569 | 14 | Seocho-gu |
| | 36,142 | 20,315 | 13,011 | 850 | 10 | 1,956 | 25 | Gangnam-gu |
| | 48,087 | 25,093 | 16,733 | 1,009 | 5 | 5,247 | 21 | Songpa-gu |
| | 35,174 | 17,392 | 15,432 | 743 | 6 | 1,601 | 12 | Gangdong-gu |
| | 266,013 | 150,664 | 99,430 | 4,199 | 54 | 11,666 | 113 | Busan |
| | 3,617 | 2,317 | 1,159 | 46 | - | 95 | 2 | Jung-gu |
| | 9,009 | 6,344 | 2,168 | 110 | 4 | 383 | 4 | Seo-gu |
| | 7,779 | 4,642 | 2,323 | 128 | 6 | 680 | 4 | Dong-gu |
| | 10,481 | 6,368 | 3,657 | 104 | 3 | 349 | 8 | Yeongdo-gu |
| | 29,773 | 17,012 | 11,003 | 659 | 5 | 1,094 | 9 | Busanjin-gu |
| | 22,649 | 12,277 | 9,544 | 352 | 3 | 473 | 9 | Dongnae-gu |
| | 22,818 | 14,324 | 7,166 | 429 | 6 | 893 | 10 | Nam-gu |
| | 24,213 | 10,671 | 11,593 | 404 | 4 | 1,541 | 9 | Buk-gu |
| | 30,954 | 16,672 | 12,261 | 435 | 3 | 1,583 | 14 | Haeundae-gu |
| | 25,112 | 14,597 | 8,894 | 364 | 4 | 1,253 | 13 | Saha-gu |
| | 19,473 | 11,326 | 7,177 | 247 | 4 | 719 | 11 | Geumjeong-gu |

XX aX X X X
j aX X X

Screening Diagnoses by District

XX a
(Unit : Person)

| | Total | XXXX Normal | X X Inflammatory and infectious disease | XXXX Epithelial cell abnormalities | Suspected Cervical Cancer | Other | X Previously diagnosed with cancer | Division |
|--|----------------|----------------|---|--|---------------------------------|--------------|---|----------------|
| | 4,124 | 2,127 | 1,755 | 51 | — | 191 | 2 | Gangseo-gu |
| | 16,396 | 8,782 | 6,617 | 241 | 5 | 751 | 5 | Yeonje-gu |
| | 13,892 | 8,628 | 4,167 | 182 | 2 | 913 | 3 | Suyeong-gu |
| | 19,535 | 10,513 | 8,082 | 343 | 4 | 593 | 8 | Sasang-gu |
| | 6,188 | 4,064 | 1,864 | 104 | 1 | 155 | 2 | Gijang-gun |
| | 170,890 | 98,070 | 60,241 | 3,227 | 28 | 9,324 | 78 | Daegu |
| | 5,174 | 2,769 | 1,963 | 95 | 2 | 345 | 2 | Jung-gu |
| | 23,359 | 13,118 | 8,693 | 401 | 4 | 1,143 | 18 | Dong-gu |
| | 15,384 | 9,551 | 5,048 | 295 | 2 | 488 | 9 | Seo-gu |
| | 11,181 | 6,202 | 3,823 | 233 | 4 | 919 | 3 | Nam-gu |
| | 30,756 | 18,500 | 9,662 | 523 | 1 | 2,070 | 25 | Buk-gu |
| | 31,211 | 18,635 | 10,339 | 733 | 8 | 1,496 | 12 | Suseong-gu |
| | 42,746 | 23,147 | 16,540 | 727 | 6 | 2,326 | 6 | Dalseo-gu |
| | 11,079 | 6,148 | 4,173 | 220 | 1 | 537 | 3 | Dalseong-gun |
| | 180,302 | 103,625 | 65,704 | 3,943 | 42 | 6,988 | 59 | Incheon |
| | 6,032 | 3,617 | 2,015 | 105 | 1 | 294 | 5 | Jung-gu |
| | 5,283 | 3,076 | 2,005 | 78 | 1 | 123 | 2 | Dong-gu |
| | 29,048 | 16,014 | 11,464 | 609 | 10 | 951 | 18 | Nam-gu |
| | 17,104 | 10,599 | 5,828 | 328 | 6 | 343 | 11 | Yeonsu-gu |
| | 30,902 | 19,181 | 10,479 | 646 | 12 | 584 | 6 | Namdong-gu |
| | 37,725 | 20,592 | 14,863 | 790 | 6 | 1,474 | 7 | Bupyeong-gu |
| | 22,212 | 12,166 | 6,846 | 615 | 2 | 2,583 | 1 | Gyeyang-gu |
| | 27,979 | 16,307 | 10,484 | 691 | 3 | 494 | 7 | Seo-gu |
| | 2,818 | 1,215 | 1,448 | 60 | 1 | 94 | 1 | Ganghwa-gun |
| | 1,199 | 858 | 272 | 21 | — | 48 | 1 | Ongjin-gun |
| | 103,678 | 69,101 | 29,857 | 1,548 | 11 | 3,161 | 18 | Gwangju |
| | 7,534 | 5,065 | 2,203 | 118 | 1 | 147 | 1 | Dong-gu |
| | 23,480 | 15,737 | 6,474 | 338 | 4 | 927 | 6 | Seo-gu |
| | 16,165 | 11,168 | 4,223 | 191 | — | 583 | 2 | Nam-gu |
| | 32,322 | 21,820 | 8,997 | 472 | 4 | 1,029 | 4 | Buk-gu |
| | 24,177 | 15,311 | 7,960 | 429 | 2 | 475 | 5 | Gwangsan-gu |
| | 112,323 | 61,361 | 41,767 | 2,111 | 16 | 7,068 | 66 | Daejeon |
| | 17,982 | 8,196 | 7,751 | 336 | 1 | 1,698 | 16 | Dong-gu |
| | 20,238 | 11,479 | 7,603 | 386 | 2 | 768 | 8 | Jung-gu |
| | 38,105 | 21,334 | 14,902 | 665 | 9 | 1,195 | 19 | Seo-gu |

Note : 1) Based on Resident Registration Address

2) The total excludes patients who were previously diagnosed with cancer

제Ⅱ-11 표
Table Ⅱ-11

Ü Ü
Statistics on Cervical Cancer

| | | | | | | | |
|---------------|---------------|---------------|--------------|----------|--------------|-----------|-------------------|
| 21,262 | 14,260 | 6,108 | 408 | 3 | 483 | 16 | Yuseong-gu |
| 14,736 | 6,092 | 5,403 | 316 | 1 | 2,924 | 7 | Daedeok-gu |
| 75,162 | 36,530 | 35,979 | 1,319 | 6 | 1,328 | 24 | Ulsan |
| 16,286 | 7,095 | 8,783 | 252 | 1 | 155 | 6 | Jung-gu |
| 23,034 | 11,170 | 10,965 | 474 | 2 | 423 | 9 | Nam-gu |
| 11,842 | 6,103 | 5,486 | 213 | 3 | 37 | 4 | Dong-gu |
| 11,546 | 5,870 | 5,452 | 156 | - | 68 | 2 | Nak-gu |

Screening Diagnoses by District <Cont'd>

XX a
(Unit : Person)

| | Total | XXXX Normal | X X Inflammatory and infectious disease | XXXX Epithelial cell abnormalities | Suspected Cervical Cancer | Other | X Previously diagnosed with cancer | Division |
|--|----------------|----------------|---|--|---------------------------------|--------------|---|------------------|
| | 12,747 | 6,916 | 5,341 | 258 | 1 | 231 | 4 | Yongin Cheoin-gu |
| | 22,952 | 13,053 | 8,737 | 384 | 5 | 773 | 10 | Giheung-gu |
| | 20,325 | 10,432 | 8,902 | 350 | 1 | 640 | 21 | Yongin Suji-gu |
| | 23,076 | 9,005 | 11,805 | 522 | 3 | 1,741 | 27 | Paju-si |
| | 11,316 | 6,656 | 4,153 | 255 | 2 | 250 | 3 | Icheon-si |
| | 11,079 | 4,650 | 4,824 | 225 | 1 | 1,379 | 5 | Anseong-si |
| | 17,553 | 8,058 | 8,352 | 465 | 4 | 674 | 7 | Gimpo-si |
| | 26,578 | 14,897 | 10,612 | 462 | 4 | 603 | 26 | Hwaseong-si |
| | 16,883 | 8,356 | 7,816 | 355 | 1 | 355 | 3 | Gwangju |
| | 11,886 | 4,930 | 5,959 | 262 | 1 | 734 | - | Yangju-si |
| | 9,048 | 5,215 | 3,147 | 158 | 2 | 526 | 3 | Pocheon-si |
| | 5,360 | 2,782 | 2,233 | 126 | 1 | 218 | 2 | Yeoju-gun |
| | 2,081 | 862 | 1,017 | 80 | - | 122 | 2 | Yeoncheon-gun |
| | 3,389 | 2,228 | 1,012 | 53 | 1 | 95 | 6 | Gapyeong-gun |
| | 5,899 | 2,863 | 2,283 | 119 | 1 | 633 | - | Yangpyeong-gun |
| | 99,635 | 64,331 | 27,622 | 1,966 | 18 | 5,698 | 28 | Gangwon |
| | 18,646 | 14,508 | 3,020 | 319 | 1 | 798 | 4 | Chuncheon-si |
| | 20,200 | 12,967 | 6,274 | 394 | 3 | 562 | 6 | Wonju-si |
| | 16,207 | 10,584 | 3,395 | 324 | 5 | 1,899 | 3 | Gangneung-si |
| | 6,773 | 4,039 | 2,366 | 161 | 2 | 205 | - | Donghae-si |
| | 3,875 | 1,234 | 2,388 | 114 | - | 139 | - | Taebaek-si |
| | 5,803 | 3,815 | 1,828 | 109 | 3 | 48 | 4 | Sokcho-si |
| | 4,977 | 3,197 | 1,350 | 108 | 1 | 321 | - | Samcheok-si |
| | 4,024 | 2,572 | 1,309 | 74 | - | 69 | 1 | Hongcheon-gun |
| | 2,238 | 1,413 | 713 | 41 | - | 71 | 1 | Hoengseong-gun |
| | 2,867 | 853 | 1,226 | 77 | - | 711 | 2 | Yeongwol-gun |
| | 2,312 | 1,595 | 559 | 30 | - | 128 | 1 | Pyeongchang-gun |
| | 2,320 | 1,381 | 606 | 53 | 1 | 279 | 2 | Jeongseon-gun |
| | 2,429 | 1,123 | 949 | 58 | - | 299 | - | Cheorwon-gun |
| | 1,125 | 862 | 204 | 11 | 1 | 47 | - | Hwacheon-gun |
| | 967 | 715 | 192 | 19 | - | 41 | - | Yanggu-gun |
| | 1,606 | 1,125 | 431 | 26 | 1 | 23 | 1 | Inje-gun |
| | 1,600 | 1,148 | 412 | 26 | - | 14 | 1 | Goseong-gun |
| | 1,666 | 1,200 | 400 | 22 | - | 44 | 2 | Yangyang-gun |
| | 105,802 | 69,074 | 32,521 | 1,675 | 19 | 2,513 | 34 | Chungbuk |
| | 17,830 | 12,338 | 5,096 | 268 | 3 | 125 | 6 | Cheongju-si |
| | 30,729 | 21,334 | 8,673 | 449 | 6 | 267 | 8 | Sangdang-gu |
| | 13,857 | 8,473 | 4,769 | 222 | 3 | 390 | 7 | Heungdeok-gu |
| | 11,081 | 7,705 | 2,776 | 272 | 2 | 326 | 2 | Chungju-si |
| | | | | | | | | Jecheon-si |

Note : 1) Based on Resident Registration Address

2) The total excludes patients who were previously diagnosed with cancer

| | Total | XXXX Normal | X X Inflammatory and infectious disease | XXXX Epithelial cell abnormalities | Suspected Cervical Cancer | Other | X Previously diagnosed with cancer | Division |
|--|----------------|----------------|---|--|---------------------------------|--------------|---|------------------|
| | 9,418 | 6,215 | 2,963 | 134 | — | 106 | 2 | Cheongwon-gun |
| | 2,188 | 1,345 | 739 | 43 | 1 | 60 | 1 | Boeun-gun |
| | 3,355 | 1,565 | 1,651 | 32 | — | 107 | 2 | Okcheon-gun |
| | 3,170 | 1,618 | 1,309 | 61 | 1 | 181 | 1 | Yeongdong-gun |
| | 1,913 | 1,202 | 667 | 32 | — | 12 | 1 | Jeungpyeong-gun |
| | 3,797 | 2,413 | 796 | 32 | — | 556 | 1 | Jincheon-gun |
| | 1,955 | 974 | 791 | 26 | — | 164 | — | Goesan-gun |
| | 4,831 | 2,735 | 1,857 | 73 | 3 | 163 | 1 | Eumseong-gun |
| | 1,678 | 1,157 | 434 | 31 | — | 56 | 2 | Danyang-gun |
| | 119,737 | 66,723 | 47,529 | 2,281 | 19 | 3,185 | 42 | Chungnam |
| | 15,741 | 8,503 | 6,553 | 296 | 3 | 386 | 4 | Cheonan-si |
| | 18,754 | 9,425 | 8,391 | 441 | 1 | 496 | 14 | Dongnam-gu |
| | 7,743 | 5,445 | 1,808 | 200 | 3 | 287 | 1 | Seobuk-gu |
| | 7,618 | 4,365 | 2,838 | 166 | 4 | 245 | 1 | Gongju-si |
| | 14,809 | 6,918 | 7,375 | 297 | — | 219 | 8 | Boryeong-si |
| | 9,108 | 6,884 | 1,995 | 147 | 2 | 80 | 3 | Asan-si |
| | 7,626 | 3,385 | 3,836 | 96 | 1 | 308 | 3 | Seosan-si |
| | 2,696 | 1,578 | 933 | 52 | — | 133 | — | Nonsan-si |
| | 8,077 | 4,659 | 3,003 | 157 | — | 258 | 2 | Gyeryong-si |
| | 3,338 | 1,932 | 1,242 | 54 | 3 | 107 | 2 | Dangjin-si |
| | 3,457 | 1,373 | 1,703 | 54 | 1 | 326 | — | Geumsan-gun |
| | 3,904 | 1,918 | 1,891 | 43 | 1 | 51 | — | Buyeo-gun |
| | 1,885 | 1,033 | 781 | 34 | — | 37 | — | Seocheon-gun |
| | 6,153 | 3,465 | 2,540 | 114 | — | 34 | 2 | Cheongyang-gun |
| | 4,829 | 3,087 | 1,620 | 76 | — | 46 | — | Hongseong-gun |
| | 3,999 | 2,753 | 1,020 | 54 | — | 172 | 2 | Yesan-gun |
| | 129,313 | 81,734 | 41,558 | 2,052 | 20 | 3,949 | 86 | Taeon-gun |
| | 26,144 | 16,972 | 8,650 | 376 | 2 | 144 | 20 | Jeonbuk |
| | 21,962 | 13,960 | 7,455 | 308 | 2 | 237 | 32 | Jeonju-si |
| | 17,585 | 11,902 | 5,013 | 417 | — | 253 | 5 | Wansan-gu |
| | 20,660 | 13,441 | 6,768 | 370 | 4 | 77 | 11 | Deokjin-gu |
| | 8,740 | 5,914 | 2,454 | 114 | 2 | 256 | 1 | Gunsan-si |
| | 5,201 | 2,556 | 926 | 28 | 2 | 1,689 | 1 | Iksan-si |
| | 5,465 | 3,346 | 1,984 | 95 | 2 | 38 | 7 | Jeongeup-si |
| | 5,839 | 3,592 | 2,128 | 84 | 1 | 34 | 5 | Namwon-si |
| | 1,444 | 808 | 600 | 19 | 1 | 16 | 1 | Gimje-si |
| | 1,245 | 611 | 533 | 21 | — | 80 | — | Wanju-gun |
| | 1,622 | 795 | 726 | 31 | 1 | 69 | — | Jinan-gun |
| | 2,490 | 1,342 | 1,060 | 24 | — | 64 | 1 | Muju-gun |
| | | | | | | | | Jangsu-gun |
| | | | | | | | | Imsil-gun |

XX aX X X X X X
j aX X X X X

Screening Diagnoses by District <Cont'd>

XX a
(Unit : Person)

| Total | XXXX Normal | X X Inflammatory and infectious disease | XXXX Epithelial cell abnormalities | Suspected Cervical Cancer | Other | X Previously diagnosed with cancer | Division |
|----------------|----------------|---|--|---------------------------------|--------------|---|------------------|
| 2,143 | 1,422 | 547 | 30 | 1 | 143 | — | Sunchang-gun |
| 4,354 | 3,209 | 937 | 50 | 1 | 157 | — | Gochang-gun |
| 4,419 | 1,864 | 1,777 | 85 | 1 | 692 | 2 | Buan-gun |
| 123,561 | 68,896 | 48,742 | 2,149 | 21 | 3,753 | 38 | Jeonnam |
| 16,341 | 9,092 | 6,860 | 306 | 1 | 82 | 2 | Mokpo-si |
| 19,647 | 12,566 | 6,610 | 308 | 5 | 158 | 15 | Yeosu-si |
| 19,851 | 8,866 | 9,365 | 460 | 1 | 1,159 | 4 | Suncheon-si |
| 6,281 | 3,394 | 2,463 | 85 | 3 | 336 | 11 | Naju-si |
| 9,437 | 4,074 | 5,080 | 210 | 1 | 72 | — | Gwangyang-si |
| 3,121 | 2,301 | 723 | 42 | 1 | 54 | — | Damyang-gun |
| 1,641 | 1,212 | 336 | 16 | — | 77 | — | Gokseong-gun |
| 1,860 | 1,243 | 485 | 25 | 1 | 106 | 1 | Gurye-gun |
| 5,160 | 2,585 | 2,417 | 112 | — | 46 | — | Goheung-gun |
| 3,348 | 1,413 | 1,099 | 45 | 2 | 789 | — | Boseong-gun |
| 4,517 | 2,479 | 1,862 | 72 | — | 104 | 1 | Hwasun-gun |
| 2,105 | 1,339 | 588 | 35 | 1 | 142 | — | Jangheung-gun |
| 2,471 | 1,885 | 514 | 28 | 2 | 42 | — | Gangjin-gun |
| 4,880 | 3,187 | 1,420 | 48 | 2 | 223 | 1 | Haenam-gun |
| 3,221 | 2,053 | 1,076 | 38 | — | 54 | 2 | Yeongam-gun |
| 4,392 | 2,533 | 1,772 | 57 | — | 30 | 1 | Muan-gun |
| 2,143 | 1,393 | 681 | 30 | — | 39 | — | Hampyeong-gun |
| 3,979 | 1,981 | 1,884 | 85 | — | 29 | — | Yeonggwang-gun |
| 3,077 | 1,759 | 1,204 | 59 | — | 55 | — | Jangseong-gun |
| 2,361 | 1,436 | 798 | 28 | — | 99 | — | Wando-gun |
| 1,285 | 750 | 485 | 22 | 1 | 27 | — | Jindo-gun |
| 2,443 | 1,355 | 1,020 | 38 | — | 30 | — | Sinan-gun |
| 172,119 | 96,828 | 67,408 | 2,477 | 45 | 5,361 | 114 | Gyeongbuk |
| 17,145 | 8,774 | 8,025 | 284 | 5 | 57 | 20 | Pohang-si |
| 18,343 | 11,844 | 6,165 | 258 | 2 | 74 | 9 | Nam-gu |
| 16,294 | 10,272 | 5,250 | 241 | 1 | 530 | 9 | Buk-gu |
| 10,587 | 8,691 | 1,686 | 106 | 4 | 100 | 1 | Gyeongju-si |
| 12,086 | 2,383 | 9,241 | 198 | 7 | 257 | 2 | Gimcheon-si |
| 21,702 | 10,611 | 9,542 | 365 | 4 | 1,180 | 22 | Andong-si |
| 7,794 | 3,459 | 3,847 | 108 | 3 | 377 | 5 | Gumi-si |
| 5,555 | 4,213 | 1,180 | 53 | 2 | 107 | 3 | Yeongju-si |
| 7,784 | 4,991 | 1,756 | 119 | 1 | 917 | 5 | Yeongcheon-si |
| 6,325 | 4,631 | 1,557 | 63 | 2 | 72 | 3 | Sangju-si |
| 15,763 | 8,857 | 6,347 | 227 | 1 | 331 | 8 | Mungyeong-si |
| 1,741 | 915 | 736 | 15 | — | 75 | 3 | Gyeongsan-si |
| | | | | | | | Gunwi-gun |

Note : 1) Based on Resident Registration Address

2) The total excludes patients who were previously diagnosed with cancer

제Ⅱ-11 표 Ü Ü . O
Table Ⅱ-11 Statistics on Cervical Cancer Screening Diagnoses by District <Cont'd>

XX a
(Unit : Person)

| | Total | XXXX Normal | X X Inflammatory and infectious disease | XXXX Epithelial cell abnormalities | Suspected Cervical Cancer | Other | X Previously diagnosed with cancer | Division |
|--|----------------|----------------|---|--|---------------------------------|--------------|---|------------------|
| | 3,989 | 1,810 | 1,940 | 53 | - | 186 | 6 | Uiseong-gun |
| | 1,605 | 579 | 951 | 31 | - | 44 | 2 | Cheongsong-gun |
| | 1,251 | 459 | 718 | 19 | - | 55 | 1 | Yeongyang-gun |
| | 1,992 | 1,183 | 751 | 27 | - | 31 | 1 | Yeongdeok-gun |
| | 3,101 | 2,119 | 845 | 49 | 2 | 86 | 1 | Cheongdo-gun |
| | 2,121 | 1,189 | 785 | 33 | 1 | 113 | 2 | Goryeong-gun |
| | 2,569 | 1,643 | 794 | 29 | 2 | 101 | 2 | Seongju-gun |
| | 5,974 | 3,507 | 1,945 | 91 | 1 | 430 | 4 | Chilgok-gun |
| | 3,520 | 1,632 | 1,732 | 43 | 5 | 108 | 2 | Yecheon-gun |
| | 1,974 | 836 | 1,029 | 32 | - | 77 | - | Bonghwa-gun |
| | 2,445 | 1,961 | 430 | 23 | 2 | 29 | - | Uljin-gun |
| | 459 | 269 | 156 | 10 | - | 24 | 3 | Ulleung-gun |
| | 205,777 | 112,368 | 85,367 | 3,335 | 47 | 4,660 | 59 | Gyeongnam |
| | | | | | | | | Changwon-si |
| | 14,497 | 6,395 | 7,308 | 287 | 4 | 503 | 3 | Uichang-gu |
| | 14,462 | 7,041 | 7,064 | 265 | - | 92 | 1 | Seongsan-gu |
| | 12,275 | 6,806 | 5,243 | 122 | 2 | 102 | 3 | Masan happo-gu |
| | 14,383 | 6,945 | 7,056 | 163 | 4 | 215 | - | Masan Hoewon-gu |
| | 11,345 | 5,346 | 5,755 | 130 | 2 | 112 | 5 | Jinhae-gu |
| | 26,065 | 18,440 | 7,195 | 342 | 6 | 82 | 7 | Jinju-si |
| | 7,004 | 3,954 | 2,851 | 82 | 3 | 114 | 3 | Tongyeong-si |
| | 7,411 | 5,419 | 1,831 | 105 | 2 | 54 | 2 | Sacheon-si |
| | 31,288 | 16,398 | 12,920 | 656 | 13 | 1,301 | 15 | Gimhae-si |
| | 6,439 | 3,334 | 2,165 | 89 | 1 | 850 | - | Miryang-si |
| | 12,346 | 5,921 | 5,836 | 352 | 2 | 235 | 4 | Geoje-si |
| | 17,824 | 8,712 | 8,415 | 336 | 3 | 358 | 7 | Yangsang-si |
| | 1,323 | 758 | 525 | 15 | - | 25 | - | Uiryeong-gun |
| | 3,637 | 2,013 | 1,460 | 41 | - | 123 | - | Haman-gun |
| | 3,454 | 1,820 | 1,506 | 46 | 1 | 81 | 2 | Changnyeong-gun |
| | 3,317 | 1,854 | 1,319 | 34 | 1 | 109 | 3 | Goseong-gun |
| | 3,734 | 2,595 | 1,087 | 31 | - | 21 | - | Namhae-gun |
| | 3,502 | 2,070 | 1,334 | 57 | - | 41 | 2 | Hadong-gun |
| | 2,242 | 1,590 | 607 | 29 | - | 16 | - | Sancheong-gun |
| | 2,856 | 1,900 | 861 | 46 | - | 49 | - | Hamyang-gun |
| | 3,949 | 1,556 | 2,256 | 80 | - | 57 | - | Geochang-gun |
| | 2,424 | 1,501 | 773 | 27 | 3 | 120 | 2 | Hapcheon-gun |
| | 33,886 | 21,303 | 7,082 | 555 | 4 | 4,942 | 6 | Jeju |
| | 25,204 | 15,917 | 4,807 | 433 | 4 | 4,043 | 3 | Jeju-si |
| | 8,682 | 5,386 | 2,275 | 122 | - | 899 | 3 | Seogwipo-si |

XX aX X
j aX X X

Note : 1) Based on Resident Registration Address

2) The total excludes patients who were previously diagnosed with cancer

제Ⅱ-12 표

Table Ⅱ-12

Statistics on Cervical Cancer Screening Diagnoses by Age

단위 : 사람 (Unit : Person)

| Division | Total | 정상 Normal | 염증성 X Inflammatory and infectious disease | 상피세포 XXX Epithelial cell abnormalities | 의심 Suspected Cervical Cancer | 기타 Other | X Previously diagnosed with cancer |
|-----------------|-----------|--------------|--|---|---------------------------------------|-------------|---|
| Total | 3,370,657 | 1,909,699 | 1,248,028 | 63,856 | 603 | 148,471 | 1,667 |
| 10대 10~19 | 306,849 | 167,333 | 129,392 | 6,746 | 17 | 3,361 | 57 |
| 20대 20~29 | 269,886 | 148,468 | 112,899 | 5,434 | 8 | 3,077 | 74 |
| 30대 30~39 | 587,638 | 335,511 | 230,194 | 12,590 | 58 | 9,285 | 203 |
| 40대 40~49 | 370,036 | 212,981 | 141,262 | 8,648 | 45 | 7,100 | 169 |
| 50대 50~59 | 617,419 | 350,773 | 229,785 | 12,314 | 82 | 24,465 | 353 |
| 60대 60~69 | 359,494 | 202,273 | 126,746 | 5,711 | 61 | 24,703 | 194 |
| 70대 70~79 | 393,983 | 225,297 | 130,381 | 5,624 | 96 | 32,585 | 287 |
| 80대 80~89 | 185,825 | 106,710 | 59,076 | 2,598 | 70 | 17,371 | 131 |
| 90대 90~99 | 196,264 | 112,856 | 61,947 | 2,838 | 87 | 18,536 | 139 |
| 100대 100~109 | 57,489 | 33,010 | 18,041 | 884 | 43 | 5,511 | 43 |
| 110대 110~119 | 23,020 | 12,951 | 7,400 | 410 | 27 | 2,232 | 17 |
| 120대 120~129 | 2,754 | 1,536 | 905 | 59 | 9 | 245 | - |

Note : 1) Based on Age at the End of the Year

2) The total excludes patients who were previously diagnosed with cancer

제 3 편

생애전환기건강진단



제 3 편

생애전환기건강진단




Table III-1

Statistics on Eligible Beneficiaries of Life Turning Point Health

| Division | | l h (Age 40) | | | nn (Age 66) | | |
|--------------|-----|--------------------------------|-----------------------------|-----------------------------|--------------------------------|-----------------------------|-----------------------------|
| | | Number of Eligible Individuals | i X 1st Actual Examinees | j X 2nd Actual Examinees | Number of Eligible Individuals | i X 1st Actual Examinees | j X 2nd Actual Examinees |
| Total | | 733,662 | 511,503 | 134,714 | 319,066 | 243,707 | 84,215 |
| M | | 373,717 | 257,780 | 74,338 | 151,851 | 114,582 | 39,744 |
| F | | 359,945 | 253,723 | 60,376 | 167,215 | 129,125 | 44,471 |
| Seoul | S.T | 148,617 | 99,908 | 21,449 | 69,794 | 51,976 | 18,908 |
| | M | 74,179 | 48,878 | 10,713 | 32,668 | 23,913 | 8,467 |
| | F | 74,438 | 51,030 | 10,736 | 37,126 | 28,063 | 10,441 |
| Busan | S.T | 45,597 | 32,282 | 12,371 | 26,145 | 20,151 | 9,608 |
| | M | 22,865 | 15,937 | 6,470 | 12,603 | 9,633 | 4,595 |
| | F | 22,732 | 16,345 | 5,901 | 13,542 | 10,518 | 5,013 |
| Daegu | S.T | 36,519 | 26,165 | 7,315 | 13,937 | 10,847 | 4,087 |
| | M | 17,828 | 12,554 | 3,637 | 6,592 | 5,014 | 1,853 |
| | F | 18,691 | 13,611 | 3,678 | 7,345 | 5,833 | 2,234 |
| Incheon | S.T | 41,141 | 28,636 | 7,103 | 15,518 | 11,863 | 4,041 |
| | M | 20,929 | 14,446 | 4,247 | 7,415 | 5,564 | 1,982 |
| | F | 20,212 | 14,190 | 2,856 | 8,103 | 6,299 | 2,059 |
| Gwangju | S.T | 21,469 | 15,467 | 3,311 | 8,409 | 6,664 | 2,174 |
| | M | 10,571 | 7,385 | 1,915 | 4,048 | 3,161 | 1,080 |
| | F | 10,898 | 8,082 | 1,396 | 4,361 | 3,503 | 1,094 |
| Daejeon | S.T | 22,763 | 17,032 | 4,344 | 7,944 | 6,401 | 2,610 |
| | M | 11,410 | 8,370 | 2,385 | 3,840 | 3,080 | 1,217 |
| | F | 11,353 | 8,662 | 1,959 | 4,104 | 3,321 | 1,393 |
| Ulsan | S.T | 17,573 | 12,988 | 4,369 | 5,097 | 3,734 | 1,536 |
| | M | 8,720 | 6,749 | 2,524 | 2,587 | 1,880 | 736 |
| | F | 8,853 | 6,239 | 1,845 | 2,510 | 1,854 | 800 |
| Sejong | S.T | 1,202 | 856 | 209 | 662 | 501 | 100 |
| | M | 670 | 472 | 150 | 322 | 252 | 42 |
| | F | 532 | 384 | 59 | 340 | 249 | 58 |
| Gyeonggi | S.T | 192,319 | 133,607 | 33,771 | 64,084 | 48,539 | 18,627 |
| | M | 97,174 | 67,185 | 17,959 | 30,195 | 22,654 | 8,544 |
| | F | 95,145 | 66,422 | 15,812 | 33,889 | 25,885 | 10,083 |
| Gangwon | S.T | 20,039 | 13,917 | 3,668 | 11,915 | 9,484 | 3,123 |
| | M | 10,569 | 7,197 | 1,999 | 5,726 | 4,514 | 1,523 |
| | F | 9,470 | 6,720 | 1,669 | 6,189 | 4,970 | 1,600 |
| Chungbuk | S.T | 20,784 | 14,956 | 4,266 | 9,781 | 7,766 | 2,068 |
| | M | 10,916 | 7,773 | 2,541 | 4,708 | 3,691 | 1,017 |
| | F | 9,868 | 7,183 | 1,725 | 5,073 | 4,075 | 1,051 |
| Chungnam | S.T | 26,476 | 17,950 | 3,792 | 13,022 | 9,949 | 1,824 |
| | M | 14,417 | 9,699 | 2,377 | 6,440 | 4,841 | 945 |
| | F | 12,059 | 8,251 | 1,415 | 6,582 | 5,108 | 879 |
| Jeonbuk | S.T | 24,364 | 17,657 | 4,835 | 14,749 | 11,633 | 3,758 |
| | M | 12,795 | 8,997 | 2,560 | 7,125 | 5,518 | 1,868 |
| | F | 11,569 | 8,660 | 2,275 | 7,624 | 6,115 | 1,890 |
| Jeonnam | S.T | 23,317 | 16,162 | 4,232 | 16,340 | 12,785 | 2,859 |
| | M | 12,585 | 8,504 | 2,583 | 7,660 | 5,978 | 1,454 |
| | F | 10,732 | 7,658 | 1,649 | 8,680 | 6,807 | 1,405 |

XX aX X
j aX X X X X X

Examinations and Number of Examinees by District and Gender

단위 : Person

| Division | | 1 h (Age 40) | | | nn (Age 66) | | |
|---------------|-----|--------------------------------|--------------------------|--------------------------|--------------------------------|--------------------------|--------------------------|
| | | Number of Eligible Individuals | i X 1st Actual Examinees | j X 2nd Actual Examinees | Number of Eligible Individuals | i X 1st Actual Examinees | j X 2nd Actual Examinees |
| Gyeongbuk | S.T | 35,071 | 24,564 | 7,651 | 17,463 | 13,675 | 3,888 |
| | M | 18,660 | 13,046 | 4,792 | 8,400 | 6,494 | 1,907 |
| | F | 16,411 | 11,518 | 2,859 | 9,063 | 7,181 | 1,981 |
| Gyeongnam | S.T | 47,878 | 33,917 | 10,357 | 20,031 | 14,829 | 4,120 |
| | M | 25,099 | 17,989 | 6,705 | 9,525 | 7,049 | 2,074 |
| | F | 22,779 | 15,928 | 3,652 | 10,506 | 7,780 | 2,046 |
| Jeju | S.T | 8,533 | 5,439 | 1,671 | 4,175 | 2,910 | 884 |
| | M | 4,330 | 2,599 | 781 | 1,997 | 1,346 | 440 |
| | F | 4,203 | 2,840 | 890 | 2,178 | 1,564 | 444 |
| Seoul | S.T | 148,617 | 99,908 | 21,449 | 69,794 | 51,976 | 18,908 |
| | M | 74,179 | 48,878 | 10,713 | 32,668 | 23,913 | 8,467 |
| | F | 74,438 | 51,030 | 10,736 | 37,126 | 28,063 | 10,441 |
| Jongno-gu | S.T | 2,331 | 1,495 | 365 | 1,207 | 843 | 381 |
| | M | 1,155 | 718 | 165 | 555 | 367 | 170 |
| | F | 1,176 | 777 | 200 | 652 | 476 | 211 |
| Jung-gu | S.T | 2,058 | 1,319 | 417 | 1,054 | 734 | 356 |
| | M | 1,042 | 629 | 171 | 444 | 299 | 147 |
| | F | 1,016 | 690 | 246 | 610 | 435 | 209 |
| Yongsan-gu | S.T | 3,797 | 2,307 | 516 | 1,667 | 1,117 | 363 |
| | M | 1,854 | 1,098 | 265 | 707 | 442 | 150 |
| | F | 1,943 | 1,209 | 251 | 960 | 675 | 213 |
| Seongdong-gu | S.T | 4,567 | 3,004 | 720 | 2,135 | 1,580 | 673 |
| | M | 2,340 | 1,520 | 327 | 962 | 697 | 285 |
| | F | 2,227 | 1,484 | 393 | 1,173 | 883 | 388 |
| Gwangjin-gu | S.T | 5,222 | 3,427 | 709 | 2,340 | 1,762 | 631 |
| | M | 2,557 | 1,648 | 365 | 1,138 | 842 | 305 |
| | F | 2,665 | 1,779 | 344 | 1,202 | 920 | 326 |
| Dongdaemun-gu | S.T | 5,129 | 3,282 | 1,001 | 2,777 | 2,114 | 1,046 |
| | M | 2,733 | 1,645 | 477 | 1,286 | 982 | 475 |
| | F | 2,396 | 1,637 | 524 | 1,491 | 1,132 | 571 |
| Jungnang-gu | S.T | 5,737 | 3,719 | 728 | 2,959 | 2,337 | 793 |
| | M | 2,904 | 1,765 | 373 | 1,410 | 1,100 | 357 |
| | F | 2,833 | 1,954 | 355 | 1,549 | 1,237 | 436 |
| Seongbuk-gu | S.T | 7,574 | 5,011 | 1,067 | 3,505 | 2,606 | 954 |
| | M | 3,905 | 2,542 | 562 | 1,557 | 1,135 | 410 |
| | F | 3,669 | 2,469 | 505 | 1,948 | 1,471 | 544 |
| Gangbuk-gu | S.T | 4,726 | 2,941 | 790 | 2,770 | 2,085 | 854 |
| | M | 2,430 | 1,475 | 411 | 1,251 | 918 | 364 |
| | F | 2,296 | 1,466 | 379 | 1,519 | 1,167 | 490 |
| Dobong-gu | S.T | 5,030 | 3,495 | 644 | 2,482 | 1,943 | 663 |
| | M | 2,492 | 1,680 | 339 | 1,163 | 904 | 293 |
| | F | 2,538 | 1,815 | 305 | 1,319 | 1,039 | 370 |
| Nowon-gu | S.T | 8,845 | 6,249 | 1,487 | 3,365 | 2,582 | 973 |
| | M | 4,215 | 2,973 | 737 | 1,478 | 1,129 | 421 |
| | F | 4,630 | 3,276 | 750 | 1,887 | 1,453 | 552 |

Note : 1) Based on Resident Registration Address

2) The second examination is performed on all individuals who received the first examination

Table III-1

$$\ddot{U} \quad \ddot{U}$$

Statistics on Eligible Beneficiaries of Life Turning Point Health

| | | i | | X | j | | X | i | | X | j | | X |
|--------------|-----|--------------------|-------|------------|------------|--------------------|-------|------------|------------|--------------------|---|------------|------------|
| | | Number of Eligible | | 1st Actual | 2nd Actual | Number of Eligible | | 1st Actual | 2nd Actual | Number of Eligible | | 1st Actual | 2nd Actual |
| | | Individuals | | Examinees | Examinees | Individuals | | Examinees | Examinees | Individuals | | Examinees | Examinees |
| Eunpyeong-gu | S.T | 7,357 | 4,963 | 996 | 3,601 | 2,739 | 979 | | | | | | |
| | M | 3,697 | 2,406 | 553 | 1,628 | 1,194 | 422 | | | | | | |
| | F | 3,660 | 2,557 | 443 | 1,973 | 1,545 | 557 | | | | | | |
| Seodaemun-gu | S.T | 4,359 | 2,866 | 535 | 2,378 | 1,766 | 537 | | | | | | |
| | M | 2,178 | 1,413 | 272 | 1,052 | 766 | 232 | | | | | | |
| | F | 2,181 | 1,453 | 263 | 1,326 | 1,000 | 305 | | | | | | |
| Mapo-gu | S.T | 6,364 | 4,322 | 954 | 2,603 | 1,864 | 672 | | | | | | |
| | M | 3,181 | 2,128 | 440 | 1,125 | 799 | 287 | | | | | | |
| | F | 3,183 | 2,194 | 514 | 1,478 | 1,065 | 385 | | | | | | |
| Yangcheon-gu | S.T | 7,207 | 5,016 | 957 | 2,812 | 2,098 | 671 | | | | | | |
| | M | 3,333 | 2,280 | 508 | 1,397 | 1,024 | 302 | | | | | | |
| | F | 3,874 | 2,736 | 449 | 1,415 | 1,074 | 369 | | | | | | |
| Gangseo-gu | S.T | 8,149 | 5,836 | 1,322 | 3,513 | 2,692 | 1,104 | | | | | | |
| | M | 4,021 | 2,807 | 660 | 1,775 | 1,358 | 526 | | | | | | |
| | F | 4,128 | 3,029 | 662 | 1,738 | 1,334 | 578 | | | | | | |
| Guro-gu | S.T | 6,486 | 4,478 | 1,064 | 3,104 | 2,348 | 940 | | | | | | |
| | M | 3,463 | 2,337 | 535 | 1,543 | 1,159 | 451 | | | | | | |
| | F | 3,023 | 2,141 | 529 | 1,561 | 1,189 | 489 | | | | | | |
| S.T | F | 3,023 | 3 | 3,10Y | ,348 | 2,348 | | | | | | | S.T |

Examinations and Number of Examinees by District and Gender <Cont'd>

(Unit : Person)

| Division | | 1 h (Age 40) | | | nn (Age 66) | | |
|--------------|-----|-----------------------------------|--------------------------------|--------------------------------|-----------------------------------|--------------------------------|--------------------------------|
| | | Number of Eligible Individuals | i X 1st Actual Examinees | j X 2nd Actual Examinees | Number of Eligible Individuals | i X 1st Actual Examinees | j X 2nd Actual Examinees |
| Jung-gu | S.T | 599 | 380 | 121 | 499 | 368 | 132 |
| | M | 343 | 208 | 68 | 226 | 163 | 62 |
| | F | 256 | 172 | 53 | 273 | 205 | 70 |
| Seo-gu | S.T | 1,431 | 997 | 348 | 1,128 | 857 | 318 |
| | M | 769 | 524 | 209 | 521 | 398 | 151 |
| | F | 662 | 473 | 139 | 607 | 459 | 167 |
| Dong-gu | S.T | 1,105 | 744 | 296 | 924 | 710 | 309 |
| | M | 606 | 385 | 154 | 437 | 334 | 151 |
| | F | 499 | 359 | 142 | 487 | 376 | 158 |
| Yeongdo-gu | S.T | 1,601 | 1,093 | 569 | 1,373 | 1,092 | 672 |
| | M | 843 | 561 | 270 | 621 | 489 | 303 |
| | F | 758 | 532 | 299 | 752 | 603 | 369 |
| Busanjin-gu | S.T | 5,140 | 3,550 | 1,479 | 2,917 | 2,244 | 1,090 |
| | M | 2,611 | 1,743 | 744 | 1,332 | 1,010 | 523 |
| | F | 2,529 | 1,807 | 735 | 1,585 | 1,234 | 567 |
| Dongnae-gu | S.T | 3,643 | 2,666 | 1,049 | 2,096 | 1,621 | 925 |
| | M | 1,772 | 1,249 | 537 | 1,059 | 815 | 440 |
| | F | 1,871 | 1,417 | 512 | 1,037 | 806 | 485 |
| Nam-gu | S.T | 3,963 | 2,845 | 1,157 | 2,412 | 1,846 | 881 |
| | M | 2,038 | 1,426 | 580 | 1,149 | 874 | 411 |
| | F | 1,925 | 1,419 | 577 | 1,263 | 972 | 470 |
| Buk-gu | S.T | 3,887 | 2,879 | 1,289 | 1,732 | 1,356 | 707 |
| | M | 1,830 | 1,348 | 631 | 839 | 659 | 342 |
| | F | 2,057 | 1,531 | 658 | 893 | 697 | 365 |
| Haeundae-gu | S.T | 6,271 | 4,387 | 1,452 | 2,623 | 2,045 | 995 |
| | M | 2,962 | 2,067 | 737 | 1,231 | 952 | 429 |
| | F | 3,309 | 2,320 | 715 | 1,392 | 1,093 | 566 |
| Saha-gu | S.T | 4,457 | 3,165 | 1,065 | 2,341 | 1,735 | 651 |
| | M | 2,257 | 1,593 | 644 | 1,189 | 882 | 334 |
| | F | 2,200 | 1,572 | 421 | 1,152 | 853 | 317 |
| Geumjeong-gu | S.T | 2,967 | 2,020 | 741 | 1,979 | 1,501 | 791 |
| | M | 1,429 | 975 | 370 | 937 | 684 | 335 |
| | F | 1,538 | 1,045 | 371 | 1,042 | 817 | 456 |
| Gangseo-gu | S.T | 779 | 558 | 175 | 517 | 392 | 135 |
| | M | 464 | 334 | 119 | 270 | 205 | 74 |
| | F | 315 | 224 | 56 | 247 | 187 | 61 |
| Yeonje-gu | S.T | 2,797 | 2,039 | 778 | 1,655 | 1,300 | 646 |
| | M | 1,413 | 1,015 | 411 | 838 | 659 | 330 |
| | F | 1,384 | 1,024 | 367 | 817 | 641 | 316 |
| Suyeong-gu | S.T | 2,164 | 1,498 | 575 | 1,651 | 1,307 | 652 |
| | M | 1,074 | 728 | 301 | 830 | 661 | 342 |
| | F | 1,090 | 770 | 274 | 821 | 646 | 310 |
| Sasang-gu | S.T | 3,168 | 2,315 | 967 | 1,570 | 1,246 | 535 |
| | M | 1,649 | 1,184 | 498 | 775 | 599 | 279 |
| | F | 1,519 | 1,131 | 469 | 795 | 647 | 256 |

Note : 1) Based on Resident Registration Address

2) The second examination is performed on all individuals who received the first examination

Table III-1

Statistics on Eligible Beneficiaries of Life Turning Point Health

| Division | | l h (Age 40) | | | nn (Age 66) | | |
|--------------|-----|--------------------------------|-----------------------------|-----------------------------|--------------------------------|-----------------------------|-----------------------------|
| | | Number of Eligible Individuals | i X 1st Actual Examinees | j X 2nd Actual Examinees | Number of Eligible Individuals | i X 1st Actual Examinees | j X 2nd Actual Examinees |
| Gijang-gun | S.T | 1,625 | 1,146 | 310 | 728 | 531 | 169 |
| | M | 805 | 597 | 197 | 349 | 249 | 89 |
| | F | 820 | 549 | 113 | 379 | 282 | 80 |
| Daegu | S.T | 36,519 | 26,165 | 7,315 | 13,937 | 10,847 | 4,087 |
| | M | 17,828 | 12,554 | 3,637 | 6,592 | 5,014 | 1,853 |
| | F | 18,691 | 13,611 | 3,678 | 7,345 | 5,833 | 2,234 |
| Jung-gu | S.T | 1,005 | 653 | 144 | 626 | 474 | 128 |
| | M | 530 | 321 | 68 | 280 | 197 | 50 |
| | F | 475 | 332 | 76 | 346 | 277 | 78 |
| Dong-gu | S.T | 4,618 | 3,315 | 829 | 2,368 | 1,903 | 698 |
| | M | 2,453 | 1,718 | 470 | 1,088 | 852 | 291 |
| | F | 2,165 | 1,597 | 359 | 1,280 | 1,051 | 407 |
| Seo-gu | S.T | 2,625 | 1,700 | 473 | 1,499 | 1,153 | 445 |
| | M | 1,403 | 874 | 272 | 707 | 527 | 213 |
| | F | 1,222 | 826 | 201 | 792 | 626 | 232 |
| Nam-gu | S.T | 2,075 | 1,344 | 363 | 1,269 | 951 | 330 |
| | M | 1,100 | 687 | 184 | 581 | 416 | 135 |
| | F | 975 | 657 | 179 | 688 | 535 | 195 |
| Buk-gu | S.T | 7,466 | 5,464 | 1,564 | 2,223 | 1,731 | 758 |
| | M | 3,658 | 2,612 | 759 | 1,039 | 805 | 345 |
| | F | 3,808 | 2,852 | 805 | 1,184 | 926 | 413 |
| Suseong-gu | S.T | 6,784 | 4,814 | 1,249 | 2,386 | 1,842 | 663 |
| | M | 2,926 | 2,049 | 478 | 1,157 | 860 | 288 |
| | F | 3,858 | 2,765 | 771 | 1,229 | 982 | 375 |
| Dalseo-gu | S.T | 9,130 | 6,748 | 2,073 | 2,736 | 2,163 | 841 |
| | M | 4,273 | 3,164 | 1,027 | 1,348 | 1,056 | 422 |
| | F | 4,857 | 3,584 | 1,046 | 1,388 | 1,107 | 419 |
| Dalseong-gun | S.T | 2,816 | 2,127 | 620 | 830 | 630 | 224 |
| | M | 1,485 | 1,129 | 379 | 392 | 301 | 109 |
| | F | 1,331 | 998 | 241 | 438 | 329 | 115 |
| Incheon | S.T | 41,141 | 28,636 | 7,103 | 15,518 | 11,863 | 4,041 |
| | M | 20,929 | 14,446 | 4,247 | 7,415 | 5,564 | 1,982 |
| | F | 20,212 | 14,190 | 2,856 | 8,103 | 6,299 | 2,059 |
| Jung-gu | S.T | 1,475 | 1,023 | 266 | 720 | 531 | 175 |
| | M | 821 | 566 | 181 | 366 | 254 | 79 |
| | F | 654 | 457 | 85 | 354 | 277 | 96 |
| Dong-gu | S.T | 1,114 | 784 | 206 | 652 | 508 | 178 |
| | M | 626 | 451 | 140 | 294 | 221 | 81 |
| | F | 488 | 333 | 66 | 358 | 287 | 97 |
| Nam-gu | S.T | 5,784 | 3,894 | 977 | 3,001 | 2,328 | 840 |
| | M | 3,058 | 2,021 | 593 | 1,415 | 1,079 | 412 |
| | F | 2,726 | 1,873 | 384 | 1,586 | 1,249 | 428 |
| Yeonsu-gu | S.T | 4,247 | 3,019 | 876 | 1,193 | 915 | 359 |
| | M | 2,001 | 1,454 | 476 | 612 | 450 | 186 |
| | F | 2,246 | 1,565 | 400 | 581 | 465 | 173 |

XX aX X
j aX X X X X X

Examinations and Number of Examinees by District and Gender <Cont'd>

XX a
(Unit : Person)

| Division | | h (Age 40) | | | nn (Age 66) | | |
|-------------|-----|-----------------------------------|--------------------------------|--------------------------------|-----------------------------------|--------------------------------|--------------------------------|
| | | Number of Eligible Individuals | i X 1st Actual Examinees | j X 2nd Actual Examinees | Number of Eligible Individuals | i X 1st Actual Examinees | j X 2nd Actual Examinees |
| Namdong-gu | S.T | 7,617 | 5,529 | 1,376 | 2,618 | 2,000 | 704 |
| | M | 3,898 | 2,817 | 820 | 1,270 | 961 | 352 |
| | F | 3,719 | 2,712 | 556 | 1,348 | 1,039 | 352 |
| Bupyeong-gu | S.T | 7,856 | 5,361 | 1,311 | 2,981 | 2,251 | 808 |
| | M | 3,892 | 2,601 | 773 | 1,387 | 1,031 | 389 |
| | F | 3,964 | 2,760 | 538 | 1,594 | 1,220 | 419 |
| Gyeyang-gu | S.T | 5,004 | 3,465 | 788 | 1,359 | 1,071 | 354 |
| | M | 2,485 | 1,698 | 479 | 642 | 515 | 190 |
| | F | 2,519 | 1,767 | 309 | 717 | 556 | 164 |
| Seo-gu | S.T | 7,241 | 5,057 | 1,225 | 1,872 | 1,410 | 482 |
| | M | 3,690 | 2,549 | 738 | 902 | 667 | 224 |
| | F | 3,551 | 2,508 | 487 | 970 | 743 | 258 |
| Ganghwa-gun | S.T | 604 | 368 | 55 | 893 | 667 | 117 |
| | M | 322 | 194 | 32 | 423 | 307 | 57 |
| | F | 282 | 174 | 23 | 470 | 360 | 60 |
| Ongjin-gun | S.T | 199 | 136 | 23 | 229 | 182 | 24 |
| | M | 136 | 95 | 15 | 104 | 79 | 12 |
| | F | 63 | 41 | 8 | 125 | 103 | 12 |
| Gwangju | S.T | 21,469 | 15,467 | 3,311 | 8,409 | 6,664 | 2,174 |
| | M | 10,571 | 7,385 | 1,915 | 4,048 | 3,161 | 1,080 |
| | F | 10,898 | 8,082 | 1,396 | 4,361 | 3,503 | 1,094 |
| Dong-gu | S.T | 1,145 | 751 | 136 | 976 | 752 | 261 |
| | M | 614 | 365 | 78 | 419 | 299 | 108 |
| | F | 531 | 386 | 58 | 557 | 453 | 153 |
| Seo-gu | S.T | 4,821 | 3,473 | 680 | 1,702 | 1,372 | 544 |
| | M | 2,250 | 1,587 | 381 | 810 | 648 | 254 |
| | F | 2,571 | 1,886 | 299 | 892 | 724 | 290 |
| Nam-gu | S.T | 2,671 | 1,797 | 352 | 1,635 | 1,261 | 467 |
| | M | 1,307 | 839 | 187 | 789 | 614 | 233 |
| | F | 1,364 | 958 | 165 | 846 | 647 | 234 |
| Buk-gu | S.T | 5,992 | 4,286 | 846 | 2,648 | 2,153 | 609 |
| | M | 2,942 | 2,010 | 458 | 1,306 | 1,036 | 309 |
| | F | 3,050 | 2,276 | 388 | 1,342 | 1,117 | 300 |
| Gwangsan-gu | S.T | 6,840 | 5,160 | 1,297 | 1,448 | 1,126 | 293 |
| | M | 3,458 | 2,584 | 811 | 724 | 564 | 176 |
| | F | 3,382 | 2,576 | 486 | 724 | 562 | 117 |
| Daejeon | S.T | 22,763 | 17,032 | 4,344 | 7,944 | 6,401 | 2,610 |
| | M | 11,410 | 8,370 | 2,385 | 3,840 | 3,080 | 1,217 |
| | F | 11,353 | 8,662 | 1,959 | 4,104 | 3,321 | 1,393 |
| Dong-gu | S.T | 3,333 | 2,418 | 581 | 1,607 | 1,278 | 523 |
| | M | 1,812 | 1,252 | 317 | 745 | 610 | 241 |
| | F | 1,521 | 1,166 | 264 | 862 | 668 | 282 |
| Jung-gu | S.T | 3,709 | 2,746 | 834 | 1,903 | 1,526 | 695 |
| | M | 1,915 | 1,381 | 424 | 922 | 730 | 317 |
| | F | 1,794 | 1,365 | 410 | 981 | 796 | 378 |

Note : 1) Based on Resident Registration Address

2) The second examination is performed on all individuals who received the first examination

Table III-1

Statistics on Eligible Beneficiaries of Life Turning Point Health

| Division | | l h (Age 40) | | | nn (Age 66) | | |
|-------------------------|-----|--------------------------------|-----------------------------|-----------------------------|--------------------------------|-----------------------------|-----------------------------|
| | | Number of Eligible Individuals | i X 1st Actual Examinees | j X 2nd Actual Examinees | Number of Eligible Individuals | i X 1st Actual Examinees | j X 2nd Actual Examinees |
| Seo-gu | S.T | 7,397 | 5,501 | 1,188 | 2,412 | 1,975 | 778 |
| | M | 3,513 | 2,539 | 631 | 1,190 | 969 | 376 |
| | F | 3,884 | 2,962 | 557 | 1,222 | 1,006 | 402 |
| Yuseong-gu | S.T | 5,282 | 4,121 | 1,153 | 996 | 807 | 314 |
| | M | 2,660 | 2,113 | 677 | 465 | 371 | 137 |
| | F | 2,622 | 2,008 | 476 | 531 | 436 | 177 |
| Daedeok-gu | S.T | 3,042 | 2,246 | 588 | 1,026 | 815 | 300 |
| | M | 1,510 | 1,085 | 336 | 518 | 400 | 146 |
| | F | 1,532 | 1,161 | 252 | 508 | 415 | 154 |
| Ulsan | S.T | 17,573 | 12,988 | 4,369 | 5,097 | 3,734 | 1,536 |
| | M | 8,720 | 6,749 | 2,524 | 2,587 | 1,880 | 736 |
| | F | 8,853 | 6,239 | 1,845 | 2,510 | 1,854 | 800 |
| Jung-gu | S.T | 3,363 | 2,374 | 821 | 1,180 | 880 | 487 |
| | M | 1,627 | 1,181 | 401 | 593 | 447 | 224 |
| | F | 1,736 | 1,193 | 420 | 587 | 433 | 263 |
| Nam-gu | S.T | 5,307 | 3,823 | 1,130 | 1,512 | 1,099 | 382 |
| | M | 2,483 | 1,860 | 590 | 746 | 539 | 187 |
| | F | 2,824 | 1,963 | 540 | 766 | 560 | 195 |
| Dong-gu | S.T | 2,251 | 1,712 | 915 | 770 | 556 | 276 |
| | M | 1,193 | 999 | 637 | 437 | 303 | 144 |
| | F | 1,058 | 713 | 278 | 333 | 253 | 132 |
| Buk-gu | S.T | 3,140 | 2,419 | 793 | 554 | 402 | 185 |
| | M | 1,565 | 1,273 | 498 | 283 | 202 | 84 |
| | F | 1,575 | 1,146 | 295 | 271 | 200 | 101 |
| Ulju-gun | S.T | 3,512 | 2,660 | 710 | 1,081 | 797 | 206 |
| | M | 1,852 | 1,436 | 398 | 528 | 389 | 97 |
| | F | 1,660 | 1,224 | 312 | 553 | 408 | 109 |
| Sejong | S.T | 1,202 | 856 | 209 | 662 | 501 | 100 |
| | M | 670 | 472 | 150 | 322 | 252 | 42 |
| | F | 532 | 384 | 59 | 340 | 249 | 58 |
| Gyeonggi | S.T | 192,319 | 133,607 | 33,771 | 64,084 | 48,539 | 18,627 |
| | M | 97,174 | 67,185 | 17,959 | 30,195 | 22,654 | 8,544 |
| | F | 95,145 | 66,422 | 15,812 | 33,889 | 25,885 | 10,083 |
| Suwon-si Jangan-gu | S.T | 4,615 | 3,300 | 1,102 | 1,394 | 1,074 | 585 |
| | M | 2,236 | 1,586 | 537 | 645 | 482 | 254 |
| | F | 2,379 | 1,714 | 565 | 749 | 592 | 331 |
| Suwon-si Gwonseon-gu | S.T | 4,730 | 3,188 | 921 | 1,393 | 1,035 | 485 |
| | M | 2,459 | 1,658 | 489 | 643 | 477 | 216 |
| | F | 2,271 | 1,530 | 432 | 750 | 558 | 269 |
| Suwon-si Paldal-gu | S.T | 2,874 | 1,920 | 562 | 1,268 | 934 | 445 |
| | M | 1,485 | 965 | 269 | 594 | 434 | 198 |
| | F | 1,389 | 955 | 293 | 674 | 500 | 247 |

XX aX X
j aX X X X X X

Examinations and Number of Examinees by District and Gender <Cont'd>

(Unit : Person)

| Division | | 1 h (Age 40) | | | nn (Age 66) | | |
|----------------|-----|--------------------------------|-----------------------------|-----------------------------|--------------------------------|-----------------------------|-----------------------------|
| | | Number of Eligible Individuals | i X 1st Actual Examinees | j X 2nd Actual Examinees | Number of Eligible Individuals | i X 1st Actual Examinees | j X 2nd Actual Examinees |
| Suwon-si | S.T | 4,819 | 3,455 | 696 | 783 | 598 | 261 |
| | M | 2,423 | 1,954 | 417 | 373 | 276 | 126 |
| | F | 2,396 | 1,501 | 279 | 410 | 322 | 135 |
| Yeongtong-gu | S.T | 3,516 | 2,350 | 681 | 1,513 | 1,170 | 545 |
| | M | 1,871 | 1,192 | 322 | 686 | 525 | 215 |
| | F | 1,645 | 1,158 | 359 | 827 | 645 | 330 |
| Seongnam-si | S.T | 3,498 | 2,316 | 841 | 1,474 | 1,152 | 621 |
| | M | 1,869 | 1,168 | 390 | 674 | 516 | 284 |
| | F | 1,629 | 1,148 | 451 | 800 | 636 | 337 |
| Jungwon-gu | S.T | 7,890 | 5,465 | 1,538 | 2,541 | 1,884 | 1,005 |
| | M | 3,562 | 2,553 | 562 | 1,147 | 861 | 428 |
| | F | 4,328 | 2,912 | 976 | 1,394 | 1,023 | 577 |
| Bundang-gu | S.T | 6,792 | 4,679 | 1,252 | 2,673 | 2,083 | 907 |
| | M | 3,327 | 2,202 | 618 | 1,193 | 942 | 415 |
| | F | 3,465 | 2,477 | 634 | 1,480 | 1,141 | 492 |
| Uijeongbu-si | S.T | 3,507 | 2,482 | 737 | 1,519 | 1,211 | 563 |
| | M | 1,839 | 1,267 | 354 | 744 | 586 | 269 |
| | F | 1,668 | 1,215 | 383 | 775 | 625 | 294 |
| Manan-gu | S.T | 5,568 | 4,148 | 1,192 | 1,630 | 1,272 | 636 |
| | M | 2,594 | 1,954 | 504 | 803 | 616 | 292 |
| | F | 2,974 | 2,194 | 688 | 827 | 656 | 344 |
| Dongan-gu | S.T | 6,592 | 4,489 | 1,042 | 1,970 | 1,503 | 616 |
| | M | 3,134 | 2,062 | 542 | 998 | 777 | 322 |
| | F | 3,458 | 2,427 | 500 | 972 | 726 | 294 |
| Bucheon-si | S.T | 3,152 | 2,229 | 514 | 1,235 | 983 | 385 |
| | M | 1,643 | 1,139 | 279 | 643 | 502 | 191 |
| | F | 1,509 | 1,090 | 235 | 592 | 481 | 194 |
| Sosa-gu | S.T | 2,790 | 1,784 | 418 | 922 | 692 | 240 |
| | M | 1,428 | 871 | 223 | 458 | 342 | 105 |
| | F | 1,362 | 913 | 195 | 464 | 350 | 135 |
| Ojeong-gu | S.T | 5,639 | 4,001 | 861 | 1,850 | 1,378 | 480 |
| | M | 2,812 | 1,988 | 438 | 876 | 648 | 232 |
| | F | 2,827 | 2,013 | 423 | 974 | 730 | 248 |
| Gwangmyeong-si | S.T | 6,930 | 4,998 | 1,112 | 2,263 | 1,659 | 357 |
| | M | 3,653 | 2,704 | 737 | 1,090 | 790 | 179 |
| | F | 3,277 | 2,294 | 375 | 1,173 | 869 | 178 |
| Pyeongtaek-si | S.T | 1,395 | 961 | 177 | 613 | 452 | 178 |
| | M | 733 | 490 | 104 | 272 | 209 | 73 |
| | F | 662 | 471 | 73 | 341 | 243 | 105 |
| Dongducheon-si | S.T | 6,165 | 4,038 | 1,186 | 1,473 | 1,082 | 420 |
| | M | 3,069 | 1,928 | 634 | 710 | 515 | 212 |
| | F | 3,096 | 2,110 | 552 | 763 | 567 | 208 |
| Ansan-si | S.T | | | | | | |
| | M | | | | | | |
| | F | | | | | | |
| Sangrok-gu | S.T | | | | | | |
| | M | | | | | | |
| | F | | | | | | |

Note : 1) Based on Resident Registration Address

2) The second examination is performed on all individuals who received the first examination

Table III-1

Statistics on Eligible Beneficiaries of Life Turning Point Health

| Division | | l h (Age 40) | | | nn (Age 66) | | |
|--------------|-----|--------------------------------|-----------------------------|-----------------------------|--------------------------------|-----------------------------|-----------------------------|
| | | Number of Eligible Individuals | i X 1st Actual Examinees | j X 2nd Actual Examinees | Number of Eligible Individuals | i X 1st Actual Examinees | j X 2nd Actual Examinees |
| Ansan-si | S.T | 5,700 | 3,982 | 1,215 | 1,207 | 913 | 286 |
| | M | 2,873 | 1,986 | 792 | 591 | 446 | 138 |
| | F | 2,827 | 1,996 | 423 | 616 | 467 | 148 |
| Goyang-si | S.T | 6,462 | 4,599 | 1,207 | 2,348 | 1,808 | 774 |
| | M | 3,159 | 2,151 | 579 | 1,061 | 814 | 350 |
| | F | 3,303 | 2,448 | 628 | 1,287 | 994 | 424 |
| Goyang-si | S.T | 4,726 | 3,270 | 633 | 1,338 | 1,051 | 458 |
| | M | 2,102 | 1,407 | 326 | 609 | 468 | 199 |
| | F | 2,624 | 1,863 | 307 | 729 | 583 | 259 |
| Goyang-si | S.T | 4,998 | 3,555 | 812 | 1,277 | 996 | 437 |
| | M | 2,195 | 1,566 | 387 | 538 | 415 | 176 |
| | F | 2,803 | 1,989 | 425 | 739 | 581 | 261 |
| Gwacheon-si | S.T | 1,107 | 808 | 145 | 372 | 263 | 108 |
| | M | 506 | 378 | 71 | 159 | 106 | 47 |
| | F | 601 | 430 | 74 | 213 | 157 | 61 |
| Guri-si | S.T | 3,055 | 2,104 | 652 | 1,104 | 874 | 410 |
| | M | 1,505 | 997 | 287 | 505 | 394 | 176 |
| | F | 1,550 | 1,107 | 365 | 599 | 480 | 234 |
| Namyangju-si | S.T | 9,955 | 6,768 | 1,273 | 3,431 | 2,591 | 861 |
| | M | 5,082 | 3,334 | 704 | 1,559 | 1,170 | 399 |
| | F | 4,873 | 3,434 | 569 | 1,872 | 1,421 | 462 |
| Osan-si | S.T | 3,285 | 2,349 | 533 | 738 | 556 | 173 |
| | M | 1,757 | 1,270 | 348 | 337 | 261 | 92 |
| | F | 1,528 | 1,079 | 185 | 401 | 295 | 81 |
| Siheung-si | S.T | 7,150 | 5,082 | 1,430 | 1,442 | 1,071 | 320 |
| | M | 3,704 | 2,567 | 886 | 646 | 459 | 154 |
| | F | 3,446 | 2,515 | 544 | 796 | 612 | 166 |
| Gunpo-si | S.T | 4,664 | 3,470 | 968 | 1,403 | 1,074 | 529 |
| | M | 2,279 | 1,682 | 483 | 658 | 495 | 226 |
| | F | 2,385 | 1,788 | 485 | 745 | 579 | 303 |
| Uiwang-si | S.T | 2,272 | 1,620 | 385 | 792 | 607 | 267 |
| | M | 1,159 | 838 | 197 | 366 | 279 | 124 |
| | F | 1,113 | 782 | 188 | 426 | 328 | 143 |
| Hanam-si | S.T | 2,174 | 1,486 | 358 | 945 | 716 | 229 |
| | M | 1,107 | 723 | 167 | 464 | 348 | 108 |
| | F | 1,067 | 763 | 191 | 481 | 368 | 121 |
| Yongin-si | S.T | 3,279 | 2,250 | 502 | 1,301 | 1,013 | 232 |
| | M | 1,758 | 1,175 | 295 | 618 | 471 | 118 |
| | F | 1,521 | 1,075 | 207 | 683 | 542 | 114 |
| Yongin-si | S.T | 7,292 | 5,045 | 1,263 | 2,239 | 1,676 | 784 |
| | M | 3,615 | 2,631 | 600 | 1,033 | 760 | 326 |
| | F | 3,677 | 2,414 | 663 | 1,206 | 916 | 458 |

XX aX X
j aX X X X X X

Examinations and Number of Examinees by District and Gender <Cont'd>

(Unit : Person)

| Division | | 1 h (Age 40) | | | nn (Age 66) | | |
|----------------|-----|-----------------------------------|--------------------------------|--------------------------------|-----------------------------------|--------------------------------|--------------------------------|
| | | Number of Eligible Individuals | i X 1st Actual Examinees | j X 2nd Actual Examinees | Number of Eligible Individuals | i X 1st Actual Examinees | j X 2nd Actual Examinees |
| Yongin-si | S.T | 5,987 | 4,098 | 1,013 | 2,160 | 1,597 | 741 |
| | M | 2,849 | 2,081 | 497 | 934 | 674 | 292 |
| | F | 3,138 | 2,017 | 516 | 1,226 | 923 | 449 |
| Paju-si | S.T | 6,236 | 4,410 | 1,129 | 2,184 | 1,658 | 503 |
| | M | 3,212 | 2,269 | 621 | 1,040 | 777 | 221 |
| | F | 3,024 | 2,141 | 508 | 1,144 | 881 | 282 |
| Icheon-si | S.T | 2,961 | 1,985 | 564 | 1,174 | 863 | 250 |
| | M | 1,590 | 1,078 | 349 | 580 | 410 | 118 |
| | F | 1,371 | 907 | 215 | 594 | 453 | 132 |
| Anseong-si | S.T | 2,637 | 1,935 | 617 | 1,122 | 858 | 288 |
| | M | 1,432 | 1,036 | 354 | 544 | 417 | 141 |
| | F | 1,205 | 899 | 263 | 578 | 441 | 147 |
| Gimpo-si | S.T | 4,389 | 3,157 | 651 | 1,658 | 1,259 | 396 |
| | M | 2,239 | 1,546 | 364 | 782 | 592 | 182 |
| | F | 2,150 | 1,611 | 287 | 876 | 667 | 214 |
| Hwaseong-si | S.T | 9,895 | 7,014 | 1,732 | 2,408 | 1,786 | 497 |
| | M | 5,488 | 4,115 | 1,168 | 1,200 | 870 | 247 |
| | F | 4,407 | 2,899 | 564 | 1,208 | 916 | 250 |
| Gwangju-si | S.T | 4,440 | 2,911 | 554 | 1,664 | 1,239 | 318 |
| | M | 2,420 | 1,547 | 325 | 814 | 606 | 172 |
| | F | 2,020 | 1,364 | 229 | 850 | 633 | 146 |
| Yangju-si | S.T | 3,341 | 2,256 | 616 | 1,328 | 1,007 | 343 |
| | M | 1,833 | 1,214 | 351 | 644 | 478 | 178 |
| | F | 1,508 | 1,042 | 265 | 684 | 529 | 165 |
| Pocheon-si | S.T | 2,201 | 1,421 | 238 | 1,114 | 813 | 212 |
| | M | 1,208 | 748 | 134 | 529 | 383 | 92 |
| | F | 993 | 673 | 104 | 585 | 430 | 120 |
| Yeoju-gun | S.T | 1,319 | 800 | 237 | 838 | 622 | 146 |
| | M | 705 | 415 | 117 | 442 | 320 | 77 |
| | F | 614 | 385 | 120 | 396 | 302 | 69 |
| Yeoncheon-gun | S.T | 483 | 330 | 48 | 438 | 334 | 64 |
| | M | 278 | 180 | 40 | 212 | 147 | 32 |
| | F | 205 | 150 | 8 | 226 | 187 | 32 |
| Gapyeong-gun | S.T | 694 | 445 | 79 | 523 | 391 | 88 |
| | M | 379 | 240 | 49 | 254 | 194 | 41 |
| | F | 315 | 205 | 30 | 269 | 197 | 47 |
| Yangpyeong-gun | S.T | 1,145 | 654 | 85 | 1,022 | 741 | 184 |
| | M | 603 | 330 | 49 | 527 | 402 | 107 |
| | F | 542 | 324 | 36 | 495 | 339 | 77 |
| Gangwon | S.T | 20,039 | 13,917 | 3,668 | 11,915 | 9,484 | 3,123 |
| | M | 10,569 | 7,197 | 1,999 | 5,726 | 4,514 | 1,523 |
| | F | 9,470 | 6,720 | 1,669 | 6,189 | 4,970 | 1,600 |

Note : 1) Based on Resident Registration Address

2) The second examination is performed on all individuals who received the first examination

제 III-1 표

Ü Ü

Table III-1

Statistics on Eligible Beneficiaries of Life Turning Point Health

| Division | | l h (Age 40) | | | nn (Age 66) | | |
|-----------------|-----|--------------------------------|-----------------------------|-----------------------------|--------------------------------|-----------------------------|-----------------------------|
| | | Number of Eligible Individuals | i X 1st Actual Examinees | j X 2nd Actual Examinees | Number of Eligible Individuals | i X 1st Actual Examinees | j X 2nd Actual Examinees |
| Chuncheon-si | S.T | 3,915 | 2,832 | 494 | 1,971 | 1,582 | 481 |
| | M | 1,971 | 1,415 | 254 | 943 | 757 | 221 |
| | F | 1,944 | 1,417 | 240 | 1,028 | 825 | 260 |
| Wonju-si | S.T | 4,647 | 3,438 | 875 | 1,895 | 1,551 | 597 |
| | M | 2,337 | 1,701 | 417 | 879 | 709 | 279 |
| | F | 2,310 | 1,737 | 458 | 1,016 | 842 | 318 |
| Gangneung-si | S.T | 2,887 | 1,976 | 707 | 1,745 | 1,377 | 664 |
| | M | 1,531 | 1,000 | 342 | 863 | 679 | 322 |
| | F | 1,356 | 976 | 365 | 882 | 698 | 342 |
| Donghae-si | S.T | 1,353 | 959 | 466 | 634 | 501 | 303 |
| | M | 720 | 520 | 256 | 302 | 243 | 152 |
| | F | 633 | 439 | 210 | 332 | 258 | 151 |
| Taebaek-si | S.T | 640 | 450 | 122 | 440 | 350 | 150 |
| | M | 339 | 242 | 72 | 204 | 158 | 68 |
| | F | 301 | 208 | 50 | 236 | 192 | 82 |
| Sokcho-si | S.T | 1,126 | 745 | 125 | 613 | 446 | 130 |
| | M | 565 | 349 | 72 | 269 | 192 | 57 |
| | F | 561 | 396 | 53 | 344 | 254 | 73 |
| Samcheok-si | S.T | 816 | 562 | 262 | 601 | 485 | 235 |
| | M | 479 | 322 | 172 | 285 | 224 | 120 |
| | F | 337 | 240 | 90 | 316 | 261 | 115 |
| Hongcheon-gun | S.T | 787 | 493 | 116 | 666 | 529 | 150 |
| | M | 402 | 229 | 64 | 322 | 254 | 73 |
| | F | 385 | 264 | 52 | 344 | 275 | 77 |
| Hoengseong-gun | S.T | 437 | 281 | 60 | 466 | 367 | 54 |
| | M | 247 | 154 | 33 | 217 | 165 | 33 |
| | F | 190 | 127 | 27 | 249 | 202 | 21 |
| Yeongwol-gun | S.T | 378 | 254 | 72 | 400 | 309 | 71 |
| | M | 213 | 146 | 45 | 192 | 143 | 33 |
| | F | 165 | 108 | 27 | 208 | 166 | 38 |
| Pyeongchang-gun | S.T | 542 | 341 | 66 | 418 | 319 | 53 |
| | M | 321 | 199 | 47 | 221 | 169 | 34 |
| | F | 221 | 142 | 19 | 197 | 150 | 19 |
| Jeongseon-gun | S.T | 428 | 274 | 54 | 372 | 309 | 59 |
| | M | 258 | 156 | 34 | 197 | 156 | 35 |
| | F | 170 | 118 | 20 | 175 | 153 | 24 |
| Cheorwon-gun | S.T | 601 | 394 | 71 | 410 | 315 | 56 |
| | M | 350 | 232 | 47 | 212 | 165 | 34 |
| | F | 251 | 162 | 24 | 198 | 150 | 22 |
| Hwacheon-gun | S.T | 263 | 159 | 35 | 202 | 156 | 29 |
| | M | 154 | 97 | 27 | 94 | 74 | 17 |
| | F | 109 | 62 | 8 | 108 | 82 | 12 |

XX aX X
j aX X X X X X

Examinations and Number of Examinees by District and Gender <Cont'd>

(Unit : Person)

| Division | | 1 h (Age 40) | | | nn (Age 66) | | |
|-----------------------------|-----|-----------------------------------|--------------------------------|--------------------------------|-----------------------------------|--------------------------------|--------------------------------|
| | | Number of Eligible Individuals | i X 1st Actual Examinees | j X 2nd Actual Examinees | Number of Eligible Individuals | i X 1st Actual Examinees | j X 2nd Actual Examinees |
| Yanggu-gun | S.T | 221 | 147 | 37 | 162 | 127 | 7 |
| | M | 135 | 93 | 34 | 76 | 61 | 3 |
| | F | 86 | 54 | 3 | 86 | 66 | 4 |
| Inje-gun | S.T | 395 | 241 | 57 | 250 | 201 | 17 |
| | M | 222 | 142 | 50 | 128 | 102 | 8 |
| | F | 173 | 99 | 7 | 122 | 99 | 9 |
| Goseong-gun | S.T | 321 | 206 | 30 | 354 | 292 | 30 |
| | M | 180 | 117 | 22 | 161 | 130 | 15 |
| | F | 141 | 89 | 8 | 193 | 162 | 15 |
| Yangyang-gun | S.T | 282 | 165 | 19 | 316 | 268 | 37 |
| | M | 145 | 83 | 11 | 161 | 133 | 19 |
| | F | 137 | 82 | 8 | 155 | 135 | 18 |
| Chungbuk | S.T | 20,784 | 14,956 | 4,266 | 9,781 | 7,766 | 2,068 |
| | M | 10,916 | 7,773 | 2,541 | 4,708 | 3,691 | 1,017 |
| | F | 9,868 | 7,183 | 1,725 | 5,073 | 4,075 | 1,051 |
| Cheongju-si Sangdang-gu | S.T | 3,405 | 2,483 | 736 | 1,269 | 1,010 | 368 |
| | M | 1,706 | 1,208 | 378 | 583 | 443 | 161 |
| | F | 1,699 | 1,275 | 358 | 686 | 567 | 207 |
| Cheongju-si Heungdeok-gu | S.T | 6,417 | 4,678 | 1,256 | 1,818 | 1,432 | 395 |
| | M | 3,216 | 2,375 | 796 | 890 | 697 | 202 |
| | F | 3,201 | 2,303 | 460 | 928 | 735 | 193 |
| Chungju-si | S.T | 2,689 | 1,865 | 542 | 1,425 | 1,128 | 301 |
| | M | 1,418 | 969 | 302 | 678 | 528 | 142 |
| | F | 1,271 | 896 | 240 | 747 | 600 | 159 |
| Jecheon-si | S.T | 1,778 | 1,298 | 486 | 996 | 830 | 423 |
| | M | 906 | 628 | 255 | 488 | 406 | 211 |
| | F | 872 | 670 | 231 | 508 | 424 | 212 |
| Cheongwon-gun | S.T | 2,094 | 1,517 | 441 | 978 | 771 | 204 |
| | M | 1,178 | 858 | 302 | 500 | 400 | 110 |
| | F | 916 | 659 | 139 | 478 | 371 | 94 |
| Boeun-gun | S.T | 283 | 195 | 33 | 365 | 300 | 36 |
| | M | 152 | 104 | 19 | 173 | 148 | 21 |
| | F | 131 | 91 | 14 | 192 | 152 | 15 |
| Okcheon-gun | S.T | 497 | 374 | 60 | 485 | 407 | 63 |
| | M | 285 | 210 | 37 | 220 | 175 | 30 |
| | F | 212 | 164 | 23 | 265 | 232 | 33 |
| Yeongdong-gun | S.T | 485 | 347 | 82 | 493 | 359 | 40 |
| | M | 265 | 189 | 52 | 233 | 175 | 21 |
| | F | 220 | 158 | 30 | 260 | 184 | 19 |
| Jeungpyeong-gun | S.T | 427 | 305 | 97 | 223 | 182 | 24 |
| | M | 226 | 159 | 58 | 107 | 87 | 14 |
| | F | 201 | 146 | 39 | 116 | 95 | 10 |

Note : 1) Based on Resident Registration Address

2) The second examination is performed on all individuals who received the first examination

Table III-1

Statistics on Eligible Beneficiaries of Life Turning Point Health

| Division | | l h (Age 40) | | | nn (Age 66) | | |
|--------------------------|-----|--------------------------------|-----------------------------|-----------------------------|--------------------------------|-----------------------------|-----------------------------|
| | | Number of Eligible Individuals | i X 1st Actual Examinees | j X 2nd Actual Examinees | Number of Eligible Individuals | i X 1st Actual Examinees | j X 2nd Actual Examinees |
| Jincheon-gun | S.T | 844 | 623 | 192 | 439 | 345 | 67 |
| | M | 474 | 349 | 126 | 222 | 171 | 33 |
| | F | 370 | 274 | 66 | 217 | 174 | 34 |
| Goesan-gun | S.T | 303 | 203 | 43 | 387 | 297 | 26 |
| | M | 185 | 119 | 26 | 181 | 132 | 11 |
| | F | 118 | 84 | 17 | 206 | 165 | 15 |
| Eumseong-gun | S.T | 1,214 | 845 | 226 | 627 | 503 | 82 |
| | M | 701 | 483 | 147 | 307 | 241 | 41 |
| | F | 513 | 362 | 79 | 320 | 262 | 41 |
| Danyang-gun | S.T | 348 | 223 | 72 | 276 | 202 | 39 |
| | M | 204 | 122 | 43 | 126 | 88 | 20 |
| | F | 144 | 101 | 29 | 150 | 114 | 19 |
| Chungnam | S.T | 26,476 | 17,950 | 3,792 | 13,022 | 9,949 | 1,824 |
| | M | 14,417 | 9,699 | 2,377 | 6,440 | 4,841 | 945 |
| | F | 12,059 | 8,251 | 1,415 | 6,582 | 5,108 | 879 |
| Cheonan-si Dongnam-gu | S.T | 3,645 | 2,534 | 667 | 1,212 | 884 | 232 |
| | M | 1,875 | 1,289 | 373 | 599 | 438 | 110 |
| | F | 1,770 | 1,245 | 294 | 613 | 446 | 122 |
| Cheonan-si Seobuk-gu | S.T | 5,085 | 3,605 | 950 | 1,158 | 870 | 217 |
| | M | 2,610 | 1,872 | 547 | 573 | 419 | 102 |
| | F | 2,475 | 1,733 | 403 | 585 | 451 | 115 |
| Gongju-si | S.T | 1,283 | 899 | 227 | 830 | 654 | 201 |
| | M | 682 | 448 | 110 | 406 | 318 | 107 |
| | F | 601 | 451 | 117 | 424 | 336 | 94 |
| Boryeong-si | S.T | 1,242 | 889 | 127 | 887 | 736 | 144 |
| | M | 679 | 457 | 72 | 444 | 351 | 71 |
| | F | 563 | 432 | 55 | 443 | 385 | 73 |
| Asan-si | S.T | 4,190 | 2,908 | 592 | 1,355 | 947 | 129 |
| | M | 2,443 | 1,756 | 452 | 623 | 433 | 73 |
| | F | 1,747 | 1,152 | 140 | 732 | 514 | 56 |
| Seosan-si | S.T | 2,265 | 1,409 | 304 | 1,100 | 806 | 153 |
| | M | 1,264 | 790 | 229 | 566 | 400 | 82 |
| | F | 1,001 | 619 | 75 | 534 | 406 | 71 |
| Nonsan-si | S.T | 1,388 | 935 | 175 | 929 | 711 | 150 |
| | M | 767 | 486 | 87 | 450 | 335 | 75 |
| | F | 621 | 449 | 88 | 479 | 376 | 75 |
| Gyeryong-si | S.T | 781 | 615 | 106 | 122 | 94 | 31 |
| | M | 385 | 317 | 56 | 57 | 44 | 15 |
| | F | 396 | 298 | 50 | 65 | 50 | 16 |
| Dangjin-si | S.T | 1,930 | 1,260 | 217 | 987 | 781 | 102 |
| | M | 1,100 | 742 | 173 | 500 | 392 | 58 |
| | F | 830 | 518 | 44 | 487 | 389 | 44 |

XX aX X
j aX X X X X X

Examinations and Number of Examinees by District and Gender <Cont'd>

(Unit : Person)

| Division | | 1 h (Age 40) | | | nn (Age 66) | | |
|-------------------------|-----|--------------------------------|-----------------------------|-----------------------------|--------------------------------|-----------------------------|-----------------------------|
| | | Number of Eligible Individuals | i X 1st Actual Examinees | j X 2nd Actual Examinees | Number of Eligible Individuals | i X 1st Actual Examinees | j X 2nd Actual Examinees |
| Geumsan-gun | S.T | 621 | 390 | 105 | 563 | 431 | 92 |
| | M | 371 | 228 | 76 | 271 | 203 | 46 |
| | F | 250 | 162 | 29 | 292 | 228 | 46 |
| Buyeo-gun | S.T | 684 | 425 | 61 | 687 | 547 | 39 |
| | M | 396 | 230 | 32 | 357 | 283 | 23 |
| | F | 288 | 195 | 29 | 330 | 264 | 16 |
| Seocheon-gun | S.T | 557 | 386 | 64 | 623 | 500 | 116 |
| | M | 303 | 195 | 36 | 305 | 244 | 60 |
| | F | 254 | 191 | 28 | 318 | 256 | 56 |
| Cheongyang-gun | S.T | 271 | 150 | 20 | 336 | 270 | 23 |
| | M | 148 | 78 | 10 | 169 | 134 | 9 |
| | F | 123 | 72 | 10 | 167 | 136 | 14 |
| Hongseong-gun | S.T | 1,055 | 698 | 73 | 755 | 593 | 66 |
| | M | 575 | 371 | 50 | 370 | 279 | 41 |
| | F | 480 | 327 | 23 | 385 | 314 | 25 |
| Yesan-gun | S.T | 900 | 539 | 64 | 788 | 584 | 65 |
| | M | 494 | 273 | 46 | 401 | 291 | 35 |
| | F | 406 | 266 | 18 | 387 | 293 | 30 |
| Taeon-gun | S.T | 579 | 308 | 40 | 690 | 541 | 64 |
| | M | 325 | 167 | 28 | 349 | 277 | 38 |
| | F | 254 | 141 | 12 | 341 | 264 | 26 |
| Jeonbuk | S.T | 24,364 | 17,657 | 4,835 | 14,749 | 11,633 | 3,758 |
| | M | 12,795 | 8,997 | 2,560 | 7,125 | 5,518 | 1,868 |
| | F | 11,569 | 8,660 | 2,275 | 7,624 | 6,115 | 1,890 |
| Jeonju-si Wansan-gu | S.T | 5,254 | 3,975 | 1,013 | 2,269 | 1,855 | 796 |
| | M | 2,501 | 1,824 | 470 | 1,099 | 886 | 385 |
| | F | 2,753 | 2,151 | 543 | 1,170 | 969 | 411 |
| Jeonju-si Deokjin-gu | S.T | 4,258 | 3,162 | 1,112 | 1,867 | 1,554 | 751 |
| | M | 2,161 | 1,566 | 522 | 883 | 724 | 341 |
| | F | 2,097 | 1,596 | 590 | 984 | 830 | 410 |
| Gunsan-si | S.T | 4,061 | 3,034 | 1,019 | 2,120 | 1,591 | 560 |
| | M | 2,234 | 1,689 | 662 | 1,071 | 791 | 282 |
| | F | 1,827 | 1,345 | 357 | 1,049 | 800 | 278 |
| Iksan-si | S.T | 4,148 | 3,004 | 788 | 2,032 | 1,582 | 551 |
| | M | 2,140 | 1,530 | 432 | 992 | 749 | 278 |
| | F | 2,008 | 1,474 | 356 | 1,040 | 833 | 273 |
| Jeongeup-si | S.T | 1,425 | 1,011 | 191 | 1,124 | 903 | 220 |
| | M | 758 | 510 | 86 | 538 | 409 | 95 |
| | F | 667 | 501 | 105 | 586 | 494 | 125 |
| Namwon-si | S.T | 998 | 723 | 154 | 833 | 651 | 218 |
| | M | 533 | 368 | 84 | 393 | 309 | 122 |
| | F | 465 | 355 | 70 | 440 | 342 | 96 |

Note : 1) Based on Resident Registration Address

2) The second examination is performed on all individuals who received the first examination

Table III-1

Statistics on Eligible Beneficiaries of Life Turning Point Health

| Division | | l h (Age 40) | | | nn (Age 66) | | |
|--------------|-----|--------------------------------|-----------------------------|-----------------------------|--------------------------------|-----------------------------|-----------------------------|
| | | Number of Eligible Individuals | i X 1st Actual Examinees | j X 2nd Actual Examinees | Number of Eligible Individuals | i X 1st Actual Examinees | j X 2nd Actual Examinees |
| Gimje-si | S.T | 902 | 604 | 84 | 898 | 676 | 112 |
| | M | 545 | 343 | 45 | 429 | 311 | 65 |
| | F | 357 | 261 | 39 | 469 | 365 | 47 |
| Wanju-gun | S.T | 1,032 | 738 | 203 | 765 | 587 | 165 |
| | M | 591 | 401 | 113 | 390 | 297 | 96 |
| | F | 441 | 337 | 90 | 375 | 290 | 69 |
| Jinan-gun | S.T | 231 | 157 | 39 | 302 | 250 | 30 |
| | M | 148 | 91 | 20 | 148 | 125 | 21 |
| | F | 83 | 66 | 19 | 154 | 125 | 9 |
| Muju-gun | S.T | 235 | 121 | 21 | 292 | 236 | 17 |
| | M | 136 | 69 | 11 | 124 | 96 | 11 |
| | F | 99 | 52 | 10 | 168 | 140 | 6 |
| Jangsu-gun | S.T | 199 | 129 | 18 | 219 | 181 | 21 |
| | M | 117 | 72 | 10 | 111 | 94 | 14 |
| | F | 82 | 57 | 8 | 108 | 87 | 7 |
| Imsil-gun | S.T | 245 | 136 | 27 | 367 | 286 | 33 |
| | M | 150 | 79 | 16 | 161 | 125 | 22 |
| | F | 95 | 57 | 11 | 206 | 161 | 11 |
| Sunchang-gun | S.T | 291 | 173 | 58 | 360 | 282 | 101 |
| | M | 170 | 93 | 33 | 158 | 117 | 35 |
| | F | 121 | 80 | 25 | 202 | 165 | 66 |
| Gochang-gun | S.T | 549 | 351 | 75 | 633 | 485 | 135 |
| | M | 301 | 185 | 38 | 301 | 235 | 74 |
| | F | 248 | 166 | 37 | 332 | 250 | 61 |
| Buan-gun | S.T | 536 | 339 | 33 | 668 | 514 | 48 |
| | M | 310 | 177 | 18 | 327 | 250 | 27 |
| | F | 226 | 162 | 15 | 341 | 264 | 21 |
| Jeonnam | S.T | 23,317 | 16,162 | 4,232 | 16,340 | 12,785 | 2,859 |
| | M | 12,585 | 8,504 | 2,583 | 7,660 | 5,978 | 1,454 |
| | F | 10,732 | 7,658 | 1,649 | 8,680 | 6,807 | 1,405 |
| Mokpo-si | S.T | 3,641 | 2,594 | 485 | 1,727 | 1,364 | 384 |
| | M | 1,871 | 1,290 | 293 | 799 | 629 | 186 |
| | F | 1,770 | 1,304 | 192 | 928 | 735 | 198 |
| Yeosu-si | S.T | 3,895 | 2,828 | 1,261 | 2,211 | 1,787 | 737 |
| | M | 2,062 | 1,527 | 742 | 1,063 | 881 | 375 |
| | F | 1,833 | 1,301 | 519 | 1,148 | 906 | 362 |
| Suncheon-si | S.T | 3,940 | 3,016 | 1,057 | 1,570 | 1,259 | 509 |
| | M | 1,958 | 1,477 | 615 | 761 | 614 | 265 |
| | F | 1,982 | 1,539 | 442 | 809 | 645 | 244 |
| Naju-si | S.T | 930 | 623 | 94 | 861 | 656 | 126 |
| | M | 550 | 342 | 55 | 402 | 299 | 69 |
| | F | 380 | 281 | 39 | 459 | 357 | 57 |

XX aX X
j aX X X X X X

Examinations and Number of Examinees by District and Gender <Cont'd>

(Unit : Person)

| Division | | 1 h (Age 40) | | | nn (Age 66) | | |
|----------------|-----|-----------------------------------|--------------------------------|--------------------------------|-----------------------------------|--------------------------------|--------------------------------|
| | | Number of Eligible Individuals | i X 1st Actual Examinees | j X 2nd Actual Examinees | Number of Eligible Individuals | i X 1st Actual Examinees | j X 2nd Actual Examinees |
| Gwangyang-si | S.T | 2,226 | 1,659 | 478 | 648 | 498 | 113 |
| | M | 1,097 | 824 | 310 | 320 | 257 | 62 |
| | F | 1,129 | 835 | 168 | 328 | 241 | 51 |
| Damyang-gun | S.T | 484 | 301 | 39 | 502 | 402 | 59 |
| | M | 324 | 189 | 29 | 239 | 190 | 23 |
| | F | 160 | 112 | 10 | 263 | 212 | 36 |
| Gokseong-gun | S.T | 303 | 195 | 47 | 375 | 299 | 26 |
| | M | 183 | 110 | 36 | 167 | 135 | 12 |
| | F | 120 | 85 | 11 | 208 | 164 | 14 |
| Gurye-gun | S.T | 248 | 164 | 34 | 337 | 277 | 46 |
| | M | 136 | 85 | 23 | 165 | 131 | 22 |
| | F | 112 | 79 | 11 | 172 | 146 | 24 |
| Goheung-gun | S.T | 573 | 334 | 38 | 852 | 637 | 82 |
| | M | 347 | 196 | 28 | 387 | 289 | 46 |
| | F | 226 | 138 | 10 | 465 | 348 | 36 |
| Boseong-gun | S.T | 424 | 280 | 49 | 511 | 406 | 117 |
| | M | 230 | 152 | 32 | 239 | 179 | 48 |
| | F | 194 | 128 | 17 | 272 | 227 | 69 |
| Hwasun-gun | S.T | 843 | 554 | 90 | 556 | 439 | 81 |
| | M | 449 | 284 | 55 | 241 | 188 | 42 |
| | F | 394 | 270 | 35 | 315 | 251 | 39 |
| Jangheung-gun | S.T | 373 | 215 | 29 | 451 | 335 | 19 |
| | M | 188 | 98 | 16 | 194 | 144 | 11 |
| | F | 185 | 117 | 13 | 257 | 191 | 8 |
| Gangjin-gun | S.T | 390 | 234 | 17 | 447 | 347 | 18 |
| | M | 214 | 117 | 6 | 189 | 140 | 9 |
| | F | 176 | 117 | 11 | 258 | 207 | 9 |
| Haenam-gun | S.T | 756 | 456 | 72 | 845 | 652 | 110 |
| | M | 438 | 251 | 40 | 404 | 317 | 57 |
| | F | 318 | 205 | 32 | 441 | 335 | 53 |
| Yeongam-gun | S.T | 764 | 522 | 111 | 559 | 441 | 44 |
| | M | 478 | 332 | 77 | 238 | 180 | 25 |
| | F | 286 | 190 | 34 | 321 | 261 | 19 |
| Muan-gun | S.T | 913 | 607 | 97 | 687 | 530 | 84 |
| | M | 514 | 343 | 68 | 331 | 255 | 48 |
| | F | 399 | 264 | 29 | 356 | 275 | 36 |
| Hampyeong-gun | S.T | 294 | 197 | 33 | 458 | 374 | 34 |
| | M | 186 | 113 | 23 | 199 | 158 | 17 |
| | F | 108 | 84 | 10 | 259 | 216 | 17 |
| Yeonggwang-gun | S.T | 606 | 382 | 64 | 615 | 434 | 45 |
| | M | 337 | 212 | 44 | 285 | 202 | 16 |
| | F | 269 | 170 | 20 | 330 | 232 | 29 |

Note : 1) Based on Resident Registration Address

2) The second examination is performed on all individuals who received the first examination

Table III-1

Statistics on Eligible Beneficiaries of Life Turning Point Health

| Division | | l h (Age 40) | | | nn (Age 66) | | |
|---------------------|-----|--------------------------------|-----------------------------|-----------------------------|--------------------------------|-----------------------------|-----------------------------|
| | | Number of Eligible Individuals | i X 1st Actual Examinees | j X 2nd Actual Examinees | Number of Eligible Individuals | i X 1st Actual Examinees | j X 2nd Actual Examinees |
| Jangseong-gun | S.T | 505 | 360 | 75 | 497 | 408 | 69 |
| | M | 307 | 214 | 54 | 242 | 196 | 30 |
| | F | 198 | 146 | 21 | 255 | 212 | 39 |
| Wando-gun | S.T | 528 | 286 | 17 | 617 | 466 | 30 |
| | M | 289 | 140 | 11 | 293 | 223 | 20 |
| | F | 239 | 146 | 6 | 324 | 243 | 10 |
| Jindo-gun | S.T | 286 | 133 | 15 | 381 | 294 | 28 |
| | M | 176 | 81 | 7 | 185 | 142 | 16 |
| | F | 110 | 52 | 8 | 196 | 152 | 12 |
| Sinan-gun | S.T | 395 | 222 | 30 | 633 | 480 | 98 |
| | M | 251 | 127 | 19 | 317 | 229 | 55 |
| | F | 144 | 95 | 11 | 316 | 251 | 43 |
| Gyeongbuk | S.T | 35,071 | 24,564 | 7,651 | 17,463 | 13,675 | 3,888 |
| | M | 18,660 | 13,046 | 4,792 | 8,400 | 6,494 | 1,907 |
| | F | 16,411 | 11,518 | 2,859 | 9,063 | 7,181 | 1,981 |
| Pohang-si Nam-gu | S.T | 3,392 | 2,305 | 758 | 1,407 | 1,074 | 338 |
| | M | 1,714 | 1,192 | 508 | 714 | 545 | 190 |
| | F | 1,678 | 1,113 | 250 | 693 | 529 | 148 |
| Pohang-si Buk-gu | S.T | 3,640 | 2,585 | 737 | 1,452 | 1,098 | 348 |
| | M | 1,802 | 1,284 | 522 | 731 | 542 | 201 |
| | F | 1,838 | 1,301 | 215 | 721 | 556 | 147 |
| Gyeongju-si | S.T | 3,805 | 2,725 | 870 | 1,772 | 1,418 | 388 |
| | M | 2,051 | 1,497 | 567 | 854 | 671 | 172 |
| | F | 1,754 | 1,228 | 303 | 918 | 747 | 216 |
| Gimcheon-si | S.T | 1,579 | 1,150 | 257 | 999 | 781 | 214 |
| | M | 840 | 611 | 161 | 457 | 347 | 99 |
| | F | 739 | 539 | 96 | 542 | 434 | 115 |
| Andong-si | S.T | 2,033 | 1,440 | 262 | 1,295 | 1,036 | 354 |
| | M | 1,041 | 705 | 129 | 617 | 491 | 158 |
| | F | 992 | 735 | 133 | 678 | 545 | 196 |
| Gumi-si | S.T | 6,699 | 4,783 | 2,352 | 1,187 | 923 | 424 |
| | M | 3,513 | 2,605 | 1,439 | 565 | 428 | 181 |
| | F | 3,186 | 2,178 | 913 | 622 | 495 | 243 |
| Yeongju-si | S.T | 1,346 | 952 | 260 | 818 | 661 | 213 |
| | M | 698 | 471 | 156 | 391 | 319 | 113 |
| | F | 648 | 481 | 104 | 427 | 342 | 100 |
| Yeongcheon-si | S.T | 1,158 | 790 | 271 | 798 | 622 | 235 |
| | M | 635 | 421 | 153 | 373 | 294 | 114 |
| | F | 523 | 369 | 118 | 425 | 328 | 121 |
| Sangju-si | S.T | 1,069 | 740 | 106 | 893 | 714 | 147 |
| | M | 576 | 372 | 65 | 426 | 329 | 70 |
| | F | 493 | 368 | 41 | 467 | 385 | 77 |

XX aX X
j aX X X X X X

Examinations and Number of Examinees by District and Gender <Cont'd>

(Unit : Person)

| Division | | 1 h (Age 40) | | | nn (Age 66) | | |
|----------------|-----|--------------------------------|-----------------------------|-----------------------------|--------------------------------|-----------------------------|-----------------------------|
| | | Number of Eligible Individuals | i X 1st Actual Examinees | j X 2nd Actual Examinees | Number of Eligible Individuals | i X 1st Actual Examinees | j X 2nd Actual Examinees |
| Mungyeong-si | S.T | 785 | 549 | 159 | 684 | 560 | 213 |
| | M | 425 | 287 | 77 | 317 | 258 | 105 |
| | F | 360 | 262 | 82 | 367 | 302 | 108 |
| Gyeongsan-si | S.T | 3,792 | 2,767 | 618 | 1,357 | 1,078 | 241 |
| | M | 1,988 | 1,411 | 374 | 647 | 504 | 120 |
| | F | 1,804 | 1,356 | 244 | 710 | 574 | 121 |
| Gunwi-gun | S.T | 186 | 130 | 30 | 269 | 207 | 72 |
| | M | 109 | 75 | 21 | 140 | 106 | 39 |
| | F | 77 | 55 | 9 | 129 | 101 | 33 |
| Uiseong-gun | S.T | 437 | 274 | 53 | 631 | 486 | 77 |
| | M | 271 | 166 | 27 | 304 | 226 | 39 |
| | F | 166 | 108 | 26 | 327 | 260 | 38 |
| Cheongsong-gun | S.T | 226 | 139 | 20 | 294 | 242 | 38 |
| | M | 125 | 75 | 10 | 133 | 109 | 20 |
| | F | 101 | 64 | 10 | 161 | 133 | 18 |
| Yeongyang-gun | S.T | 149 | 100 | 9 | 193 | 152 | 21 |
| | M | 91 | 64 | 6 | 87 | 61 | 7 |
| | F | 58 | 36 | 3 | 106 | 91 | 14 |
| Yeongdeok-gun | S.T | 329 | 168 | 31 | 423 | 332 | 34 |
| | M | 190 | 90 | 17 | 198 | 155 | 17 |
| | F | 139 | 78 | 14 | 225 | 177 | 17 |
| Cheongdo-gun | S.T | 402 | 273 | 97 | 412 | 296 | 74 |
| | M | 233 | 153 | 57 | 197 | 139 | 36 |
| | F | 169 | 120 | 40 | 215 | 157 | 38 |
| Goryeong-gun | S.T | 418 | 277 | 67 | 309 | 244 | 56 |
| | M | 260 | 170 | 41 | 142 | 115 | 21 |
| | F | 158 | 107 | 26 | 167 | 129 | 35 |
| Seongju-gun | S.T | 438 | 247 | 48 | 428 | 307 | 62 |
| | M | 262 | 137 | 29 | 204 | 147 | 32 |
| | F | 176 | 110 | 19 | 224 | 160 | 30 |
| Chilgok-gun | S.T | 1,949 | 1,370 | 448 | 552 | 428 | 120 |
| | M | 1,088 | 777 | 293 | 271 | 215 | 57 |
| | F | 861 | 593 | 155 | 281 | 213 | 63 |
| Yecheon-gun | S.T | 356 | 223 | 45 | 450 | 360 | 94 |
| | M | 222 | 136 | 26 | 205 | 158 | 47 |
| | F | 134 | 87 | 19 | 245 | 202 | 47 |
| Bonghwa-gun | S.T | 257 | 177 | 54 | 293 | 239 | 77 |
| | M | 168 | 114 | 36 | 150 | 121 | 39 |
| | F | 89 | 63 | 18 | 143 | 118 | 38 |
| Uljin-gun | S.T | 517 | 335 | 95 | 431 | 337 | 42 |
| | M | 288 | 192 | 75 | 221 | 176 | 25 |
| | F | 229 | 143 | 20 | 210 | 161 | 17 |

Note : 1) Based on Resident Registration Address

2) The second examination is performed on all individuals who received the first examination

Table III-1

Statistics on Eligible Beneficiaries of Life Turning Point Health

~~XXXX~~ Xie ~~XXXX~~ X i d n o X d o i g o m m X X X X X
j p l ~~XXXXXXXXXX~~ ki ~~XXXX~~ i n q o i ~~XXXX~~ ~~XXXX~~ R n k i X o i o i d h i p l X

Examinations and Number of Examinees by District and Gender <Cont'd>

(Unit : Person)

| Division | | 1 h (Age 40) | | | nn (Age 66) | | |
|-----------------|-----|-----------------------------------|--------------------------------|--------------------------------|-----------------------------------|--------------------------------|--------------------------------|
| | | Number of Eligible Individuals | i X 1st Actual Examinees | j X 2nd Actual Examinees | Number of Eligible Individuals | i X 1st Actual Examinees | j X 2nd Actual Examinees |
| Uiryeong-gun | S.T | 230 | 144 | 33 | 283 | 186 | 29 |
| | M | 124 | 72 | 20 | 130 | 82 | 17 |
| | F | 106 | 72 | 13 | 153 | 104 | 12 |
| Haman-gun | S.T | 913 | 606 | 170 | 491 | 357 | 90 |
| | M | 528 | 329 | 100 | 243 | 178 | 50 |
| | F | 385 | 277 | 70 | 248 | 179 | 40 |
| Changnyeong-gun | S.T | 578 | 323 | 78 | 651 | 472 | 78 |
| | M | 317 | 172 | 55 | 310 | 229 | 37 |
| | F | 261 | 151 | 23 | 341 | 243 | 41 |
| Goseong-gun | S.T | 650 | 415 | 106 | 550 | 404 | 46 |
| | M | 370 | 240 | 78 | 238 | 163 | 21 |
| | F | 280 | 175 | 28 | 312 | 241 | 25 |
| Namhae-gun | S.T | 444 | 290 | 39 | 633 | 473 | 86 |
| | M | 251 | 172 | 24 | 301 | 220 | 40 |
| | F | 193 | 118 | 15 | 332 | 253 | 46 |
| Hadong-gun | S.T | 493 | 307 | 41 | 527 | 406 | 67 |
| | M | 291 | 179 | 32 | 251 | 179 | 32 |
| | F | 202 | 128 | 9 | 276 | 227 | 35 |
| Sancheong-gun | S.T | 303 | 197 | 29 | 410 | 309 | 45 |
| | M | 184 | 117 | 17 | 199 | 154 | 25 |
| | F | 119 | 80 | 12 | 211 | 155 | 20 |
| Hamyang-gun | S.T | 376 | 241 | 43 | 399 | 316 | 79 |
| | M | 202 | 116 | 24 | 173 | 137 | 34 |
| | F | 174 | 125 | 19 | 226 | 179 | 45 |
| Geochang-gun | S.T | 668 | 421 | 66 | 544 | 424 | 97 |
| | M | 351 | 208 | 30 | 247 | 191 | 41 |
| | F | 317 | 213 | 36 | 297 | 233 | 56 |
| Hapcheon-gun | S.T | 465 | 255 | 40 | 538 | 387 | 45 |
| | M | 285 | 151 | 24 | 240 | 162 | 20 |
| | F | 180 | 104 | 16 | 298 | 225 | 25 |
| Jeju | S.T | 8,533 | 5,439 | 1,671 | 4,175 | 2,910 | 884 |
| | M | 4,330 | 2,599 | 781 | 1,997 | 1,346 | 440 |
| | F | 4,203 | 2,840 | 890 | 2,178 | 1,564 | 444 |
| Jeju-si | S.T | 6,491 | 4,241 | 1,430 | 2,813 | 1,943 | 663 |
| | M | 3,204 | 1,983 | 645 | 1,352 | 906 | 333 |
| | F | 3,287 | 2,258 | 785 | 1,461 | 1,037 | 330 |
| Seogwipo-si | S.T | 2,042 | 1,198 | 241 | 1,362 | 967 | 221 |
| | M | 1,126 | 616 | 136 | 645 | 440 | 107 |
| | F | 916 | 582 | 105 | 717 | 527 | 114 |

Note : 1) Based on Resident Registration Address

2) The second examination is performed on all individuals who received the first examination

Table III-2

Statistics on First Diagnoses Based on Life Turning Point

| Division | | Xi X a Total (Number of 1st Examinees) | y Normal A | z` a Normal B(Cautionary) |
|--------------|-----|--|---------------|------------------------------|
| Total | | 511,503 | 67,037 | 228,574 |
| M | | 257,780 | 17,256 | 95,245 |
| F | | 253,723 | 49,781 | 133,329 |
| Seoul | S.T | 99,908 | 12,771 | 45,147 |
| | M | 48,878 | 2,938 | 17,743 |
| | F | 51,030 | 9,833 | 27,404 |
| Busan | S.T | 32,282 | 4,486 | 14,651 |
| | M | 15,937 | 1,124 | 5,981 |
| | F | 16,345 | 3,362 | 8,670 |
| Daegu | S.T | 26,165 | 3,792 | 12,218 |
| | M | 12,554 | 1,037 | 4,823 |
| | F | 13,611 | 2,755 | 7,395 |
| Incheon | S.T | 28,636 | 3,575 | 12,623 |
| | M | 14,446 | 877 | 5,287 |
| | F | 14,190 | 2,698 | 7,336 |
| Gwangju | S.T | 15,467 | 2,467 | 6,931 |
| | M | 7,385 | 669 | 2,692 |
| | F | 8,082 | 1,798 | 4,239 |
| Daejeon | S.T | 17,032 | 2,210 | 7,931 |
| | M | 8,370 | 522 | 3,277 |
| | F | 8,662 | 1,688 | 4,654 |
| Ulsan | S.T | 12,988 | 1,761 | 6,026 |
| | M | 6,749 | 500 | 2,751 |
| | F | 6,239 | 1,261 | 3,275 |
| Sejong | S.T | 856 | 101 | 393 |
| | M | 472 | 25 | 195 |
| | F | 384 | 76 | 198 |
| Gyeonggi | S.T | 133,607 | 17,221 | 59,352 |
| | M | 67,185 | 4,183 | 24,522 |
| | F | 66,422 | 13,038 | 34,830 |
| Gangwon | S.T | 13,917 | 2,114 | 5,594 |
| | M | 7,197 | 542 | 2,359 |
| | F | 6,720 | 1,572 | 3,235 |
| Chungbuk | S.T | 14,956 | 1,723 | 6,705 |
| | M | 7,773 | 477 | 2,907 |
| | F | 7,183 | 1,246 | 3,798 |
| Chungnam | S.T | 17,950 | 1,985 | 7,876 |
| | M | 9,699 | 565 | 3,604 |
| | F | 8,251 | 1,420 | 4,272 |
| Jeonbuk | S.T | 17,657 | 2,688 | 7,834 |
| | M | 8,997 | 799 | 3,418 |
| | F | 8,660 | 1,889 | 4,416 |
| Jeonnam | S.T | 16,162 | 1,690 | 7,265 |
| | M | 8,504 | 532 | 3,170 |
| | F | 7,658 | 1,158 | 4,095 |

XX aX X
j aX `i X a X y dX z dX dX X X X X
kaX X X X X X . X X X X X

/&" fi

Health Examinations by District and Gender (Age 40)

(Unit : Person)

| (Suspected disease) | | | Diagnosed with diseases |
|----------------------------|---------------------------|---|-------------------------|
| Number of actual examinees | General suspected disease | Suspected hypertension or diabetes(required 2nd Exam) | |
| 193,377 | 178,411 | 40,936 | 22,515 |
| 128,633 | 119,494 | 30,128 | 16,646 |
| 64,744 | 58,917 | 10,808 | 5,869 |
| 37,650 | 34,746 | 8,226 | 4,340 |
| 24,968 | 23,164 | 6,155 | 3,229 |
| 12,682 | 11,582 | 2,071 | 1,111 |
| 11,870 | 11,045 | 2,295 | 1,275 |
| 7,850 | 7,365 | 1,684 | 982 |
| 4,020 | 3,680 | 611 | 293 |
| 9,118 | 8,305 | 2,015 | 1,037 |
| 5,947 | 5,462 | 1,436 | 747 |
| 3,171 | 2,843 | 579 | 290 |
| 10,907 | 10,028 | 2,474 | 1,531 |
| 7,170 | 6,647 | 1,820 | 1,112 |
| 3,737 | 3,381 | 654 | 419 |
| 5,562 | 5,242 | 920 | 507 |
| 3,663 | 3,468 | 668 | 361 |
| 1,899 | 1,774 | 252 | 146 |
| 6,125 | 5,660 | 1,235 | 766 |
| 4,013 | 3,720 | 934 | 558 |
| 2,112 | 1,940 | 301 | 208 |
| 4,725 | 4,347 | 964 | 476 |
| 3,150 | 2,919 | 703 | 348 |
| 1,575 | 1,428 | 261 | 128 |
| 316 | 306 | 51 | 46 |
| 216 | 209 | 38 | 36 |
| 100 | 97 | 13 | 10 |
| 50,814 | 46,781 | 11,210 | 6,220 |
| 33,900 | 31,457 | 8,183 | 4,580 |
| 16,914 | 15,324 | 3,027 | 1,640 |
| 5,435 | 4,940 | 1,298 | 774 |
| 3,713 | 3,419 | 964 | 583 |
| 1,722 | 1,521 | 334 | 191 |
| 5,840 | 5,407 | 1,228 | 688 |
| 3,879 | 3,610 | 912 | 510 |
| 1,961 | 1,797 | 316 | 178 |
| 7,202 | 6,626 | 1,640 | 887 |
| 4,909 | 4,552 | 1,219 | 621 |
| 2,293 | 2,074 | 421 | 266 |
| 6,522 | 6,003 | 1,264 | 613 |
| 4,321 | 3,993 | 931 | 459 |
| 2,201 | 2,010 | 333 | 154 |
| 6,621 | 6,192 | 1,199 | 586 |
| 4,399 | 4,151 | 834 | 403 |
| 2,222 | 2,041 | 365 | 183 |

Note : 1) Based on Resident Registration Address

2) Total Number of 1st Examinees" refers to the total number of actual examinees including those classified as Normal A, Normal B, Suspected Disease or Diagnosed with Diseases

3) The total number of actual examinees classified as suspected disease was calculated by deducting the number of overlaps between cases of general suspected disease and cases of suspected hypertension or diabetes

제 III-2 표

Table III-2

Ü Ü

Statistics on First Diagnoses Based on Life Turning Point

| Division | | Xi X a Total (Number of 1st Examinees) | y Normal A | z` a Normal B(Cautionary) |
|---------------|-----|--|---------------|------------------------------|
| Gyeongbuk | S.T | 24,564 | 2,918 | 10,759 |
| | M | 13,046 | 886 | 4,752 |
| | F | 11,518 | 2,032 | 6,007 |
| Gyeongnam | S.T | 33,917 | 4,703 | 15,014 |
| | M | 17,989 | 1,371 | 6,926 |
| | F | 15,928 | 3,332 | 8,088 |
| Jeju | S.T | 5,439 | 832 | 2,255 |
| | M | 2,599 | 209 | 838 |
| | F | 2,840 | 623 | 1,417 |
| Seoul | S.T | 99,908 | 12,771 | 45,147 |
| | M | 48,878 | 2,938 | 17,743 |
| | F | 51,030 | 9,833 | 27,404 |
| Jongno-gu | S.T | 1,495 | 212 | 694 |
| | M | 718 | 54 | 273 |
| | F | 777 | 158 | 421 |
| Jung-gu | S.T | 1,319 | 180 | 589 |
| | M | 629 | 36 | 230 |
| | F | 690 | 144 | 359 |
| Yongsan-gu | S.T | 2,307 | 290 | 1,070 |
| | M | 1,098 | 51 | 403 |
| | F | 1,209 | 239 | 667 |
| Seongdong-gu | S.T | 3,004 | 348 | 1,365 |
| | M | 1,520 | 89 | 535 |
| | F | 1,484 | 259 | 830 |
| Gwangjin-gu | S.T | 3,427 | 505 | 1,504 |
| | M | 1,648 | 102 | 608 |
| | F | 1,779 | 403 | 896 |
| Dongdaemun-gu | S.T | 3,282 | 364 | 1,482 |
| | M | 1,645 | 89 | 565 |
| | F | 1,637 | 275 | 917 |
| Jungnang-gu | S.T | 3,719 | 444 | 1,650 |
| | M | 1,765 | 105 | 621 |
| | F | 1,954 | 339 | 1,029 |
| Seongbuk-gu | S.T | 5,011 | 644 | 2,182 |
| | M | 2,542 | 170 | 862 |
| | F | 2,469 | 474 | 1,320 |
| Gangbuk-gu | S.T | 2,941 | 306 | 1,327 |
| | M | 1,475 | 66 | 508 |
| | F | 1,466 | 240 | 819 |
| Dobong-gu | S.T | 3,495 | 327 | 1,602 |
| | M | 1,680 | 70 | 605 |
| | F | 1,815 | 257 | 997 |
| Nowon-gu | S.T | 6,249 | 871 | 2,845 |
| | M | 2,973 | 185 | 1,116 |
| | F | 3,276 | 686 | 1,729 |

XX aX X
j aX `i X a X y dX z dX dX X X X
kaX X X X X X . X X X X X

/&" fi. O

Health Examinations by District and Gender (Age 40) <Cont'd>

XX a
(Unit : Person)

| (Suspected disease) | | | Diagnosed with diseases |
|----------------------------|---------------------------|---|-------------------------|
| Number of actual examinees | General suspected disease | Suspected hypertension or diabetes(required 2nd Exam) | |
| 9,824 | 9,089 | 1,904 | 1,063 |
| 6,609 | 6,163 | 1,410 | 799 |
| 3,215 | 2,926 | 494 | 264 |
| 12,726 | 11,725 | 2,513 | 1,474 |
| 8,549 | 7,914 | 1,852 | 1,143 |
| 4,177 | 3,811 | 661 | 331 |
| 2,120 | 1,969 | 500 | 232 |
| 1,377 | 1,281 | 385 | 175 |
| 743 | 688 | 115 | 57 |
| 37,650 | 34,746 | 8,226 | 4,340 |
| 24,968 | 23,164 | 6,155 | 3,229 |
| 12,682 | 11,582 | 2,071 | 1,111 |
| 518 | 482 | 112 | 71 |
| 340 | 317 | 81 | 51 |
| 178 | 165 | 31 | 20 |
| 493 | 450 | 105 | 57 |
| 318 | 301 | 67 | 45 |
| 175 | 149 | 38 | 12 |
| 861 | 808 | 162 | 86 |
| 575 | 541 | 123 | 69 |
| 286 | 267 | 39 | 17 |
| 1,175 | 1,089 | 259 | 116 |
| 805 | 753 | 199 | 91 |
| 370 | 336 | 60 | 25 |
| 1,251 | 1,149 | 293 | 167 |
| 822 | 763 | 226 | 116 |
| 429 | 386 | 67 | 51 |
| 1,264 | 1,170 | 277 | 172 |
| 864 | 804 | 212 | 127 |
| 400 | 366 | 65 | 45 |
| 1,447 | 1,352 | 317 | 178 |
| 909 | 850 | 227 | 130 |
| 538 | 502 | 90 | 48 |
| 1,948 | 1,765 | 466 | 237 |
| 1,332 | 1,224 | 345 | 178 |
| 616 | 541 | 121 | 59 |
| 1,168 | 1,061 | 293 | 140 |
| 798 | 720 | 226 | 103 |
| 370 | 341 | 67 | 37 |
| 1,421 | 1,332 | 316 | 145 |
| 900 | 838 | 242 | 105 |
| 521 | 494 | 74 | 40 |
| 2,280 | 2,103 | 487 | 253 |
| 1,480 | 1,361 | 379 | 192 |
| 800 | 742 | 108 | 61 |

Note : 1) Based on Resident Registration Address

- 2) Total Number of 1st Examinees" refers to the total number of actual examinees including those classified as Normal A, Normal B, Suspected Disease or Diagnosed with Diseases
- 3) The total number of actual examinees classified as suspected disease was calculated by deducting the number of overlaps between cases of general suspected disease and cases of suspected hypertension or diabetes

| Division | | Xi X a Total (Number of 1st Examinees) | y Normal A | z` a Normal B(Cautionary) |
|-----------------|-----|--|---------------|------------------------------|
| Eunpyeong-gu | S.T | 4,963 | 574 | 2,195 |
| | M | 2,406 | 137 | 831 |
| | F | 2,557 | 437 | 1,364 |
| Seodaemun-gu | S.T | 2,866 | 283 | 1,322 |
| | M | 1,413 | 62 | 514 |
| | F | 1,453 | 221 | 808 |
| Mapo-gu | S.T | 4,322 | 614 | 1,878 |
| | M | 2,128 | 161 | 761 |
| | F | 2,194 | 453 | 1,117 |
| Yangcheon-gu | S.T | 5,016 | 695 | 2,318 |
| | M | 2,280 | 157 | 840 |
| | F | 2,736 | 538 | 1,478 |
| Gangseo-gu | S.T | 5,836 | 756 | 2,581 |
| | M | 2,807 | 164 | 1,009 |
| | F | 3,029 | 592 | 1,572 |
| Guro-gu | S.T | 4,478 | 511 | 2,046 |
| | M | 2,337 | 142 | 850 |
| | F | 2,141 | 369 | 1,196 |
| Geumcheon-gu | S.T | 2,175 | 311 | 852 |
| | M | 1,087 | 54 | 367 |
| | F | 1,088 | 257 | 485 |
| Yeongdeungpo-gu | S.T | 4,219 | 496 | 1,934 |
| | M | 2,167 | 127 | 794 |
| | F | 2,052 | 369 | 1,140 |
| Dongjak-gu | S.T | 3,853 | 487 | 1,768 |
| | M | 1,936 | 120 | 721 |
| | F | 1,917 | 367 | 1,047 |
| Gwanak-gu | S.T | 4,697 | 469 | 2,161 |
| | M | 2,450 | 119 | 902 |
| | F | 2,247 | 350 | 1,259 |
| Seocho-gu | S.T | 4,278 | 690 | 1,958 |
| | M | 2,020 | 140 | 766 |
| | F | 2,258 | 550 | 1,192 |
| Gangnam-gu | S.T | 5,023 | 733 | 2,317 |
| | M | 2,388 | 172 | 894 |
| | F | 2,635 | 561 | 1,423 |
| Songpa-gu | S.T | 7,039 | 982 | 3,236 |
| | M | 3,387 | 214 | 1,284 |
| | F | 3,652 | 768 | 1,952 |
| Gangdong-gu | S.T | 4,894 | 679 | 2,271 |
| | M | 2,379 | 152 | 884 |
| | F | 2,515 | 527 | 1,387 |
| Busan | S.T | 32,282 | 4,486 | 14,651 |
| | M | 15,937 | 1,124 | 5,981 |
| | F | 16,345 | 3,362 | 8,670 |

XX aX X
j aX `i X a X y dX z dX dX X X X
kaX X X X X X . X X X X X

/&" fi. O

Health Examinations by District and Gender (Age 40) <Cont'd>

XX a
(Unit : Person)

| (Suspected disease) | | | Diagnosed with diseases |
|----------------------------|---------------------------|---|-------------------------|
| Number of actual examinees | General suspected disease | Suspected hypertension or diabetes(required 2nd Exam) | |
| 1,929 | 1,769 | 455 | 265 |
| 1,239 | 1,148 | 327 | 199 |
| 690 | 621 | 128 | 66 |
| 1,130 | 1,032 | 264 | 131 |
| 745 | 685 | 179 | 92 |
| 385 | 347 | 85 | 39 |
| 1,640 | 1,501 | 382 | 190 |
| 1,068 | 972 | 294 | 138 |
| 572 | 529 | 88 | 52 |
| 1,797 | 1,678 | 372 | 206 |
| 1,143 | 1,073 | 270 | 140 |
| 654 | 605 | 102 | 66 |
| 2,228 | 2,069 | 463 | 271 |
| 1,428 | 1,337 | 330 | 206 |
| 800 | 732 | 133 | 65 |
| 1,717 | 1,564 | 429 | 204 |
| 1,194 | 1,096 | 337 | 151 |
| 523 | 468 | 92 | 53 |
| 903 | 836 | 207 | 109 |
| 595 | 562 | 146 | 71 |
| 308 | 274 | 61 | 38 |
| 1,602 | 1,465 | 358 | 187 |
| 1,108 | 1,024 | 270 | 138 |
| 494 | 441 | 88 | 49 |
| 1,448 | 1,318 | 319 | 150 |
| 986 | 907 | 239 | 109 |
| 462 | 411 | 80 | 41 |
| 1,855 | 1,742 | 370 | 212 |
| 1,268 | 1,192 | 298 | 161 |
| 587 | 550 | 72 | 51 |
| 1,496 | 1,421 | 234 | 134 |
| 1,001 | 953 | 182 | 113 |
| 495 | 468 | 52 | 21 |
| 1,813 | 1,684 | 336 | 160 |
| 1,195 | 1,108 | 258 | 127 |
| 618 | 576 | 78 | 33 |
| 2,536 | 2,333 | 534 | 285 |
| 1,675 | 1,556 | 394 | 214 |
| 861 | 777 | 140 | 71 |
| 1,730 | 1,573 | 416 | 214 |
| 1,180 | 1,079 | 304 | 163 |
| 550 | 494 | 112 | 51 |
| 11,870 | 11,045 | 2,295 | 1,275 |
| 7,850 | 7,365 | 1,684 | 982 |
| 4,020 | 3,680 | 611 | 293 |

Note : 1) Based on Resident Registration Address

- 2) Total Number of 1st Examinees" refers to the total number of actual examinees including those classified as Normal A, Normal B, Suspected Disease or Diagnosed with Diseases
- 3) The total number of actual examinees classified as suspected disease was calculated by deducting the number of overlaps between cases of general suspected disease and cases of suspected hypertension or diabetes

제 III-2 표

Table III-2

Ü Ü

Statistics on First Diagnoses Based on Life Turning Point

| Division | | Xi X a Total (Number of 1st Examinees) | y Normal A | z` a Normal B(Cautionary) |
|--------------|-----|--|---------------|------------------------------|
| Jung-gu | S.T | 380 | 46 | 183 |
| | M | 208 | 14 | 91 |
| | F | 172 | 32 | 92 |
| Seo-gu | S.T | 997 | 120 | 422 |
| | M | 524 | 30 | 180 |
| | F | 473 | 90 | 242 |
| Dong-gu | S.T | 744 | 107 | 314 |
| | M | 385 | 23 | 134 |
| | F | 359 | 84 | 180 |
| Yeongdo-gu | S.T | 1,093 | 148 | 502 |
| | M | 561 | 29 | 226 |
| | F | 532 | 119 | 276 |
| Busanjin-gu | S.T | 3,550 | 507 | 1,535 |
| | M | 1,743 | 131 | 625 |
| | F | 1,807 | 376 | 910 |
| Dongnae-gu | S.T | 2,666 | 454 | 1,224 |
| | M | 1,249 | 103 | 476 |
| | F | 1,417 | 351 | 748 |
| Nam-gu | S.T | 2,845 | 481 | 1,215 |
| | M | 1,426 | 122 | 518 |
| | F | 1,419 | 359 | 697 |
| Buk-gu | S.T | 2,879 | 336 | 1,317 |
| | M | 1,348 | 100 | 497 |
| | F | 1,531 | 236 | 820 |
| Haeundae-gu | S.T | 4,387 | 603 | 2,079 |
| | M | 2,067 | 132 | 819 |
| | F | 2,320 | 471 | 1,260 |
| Saha-gu | S.T | 3,165 | 358 | 1,477 |
| | M | 1,593 | 98 | 591 |
| | F | 1,572 | 260 | 886 |
| Geumjeong-gu | S.T | 2,020 | 274 | 959 |
| | M | 975 | 69 | 387 |
| | F | 1,045 | 205 | 572 |
| Gangseo-gu | S.T | 558 | 59 | 244 |
| | M | 334 | 25 | 118 |
| | F | 224 | 34 | 126 |
| Yeonje-gu | S.T | 2,039 | 330 | 925 |
| | M | 1,015 | 81 | 386 |
| | F | 1,024 | 249 | 539 |
| Suyeong-gu | S.T | 1,498 | 208 | 702 |
| | M | 728 | 39 | 278 |
| | F | 770 | 169 | 424 |
| Sasang-gu | S.T | 2,315 | 269 | 1,068 |
| | M | 1,184 | 78 | 442 |
| | F | 1,131 | 191 | 626 |

XX aX X
j aX `i X a X y dX z dX dX X X X
kaX X X X X X . X X X X X

/&" fi. O

Health Examinations by District and Gender (Age 40) <Cont'd>

XX a
(Unit : Person)

| (Suspected disease) | | | Diagnosed with diseases |
|----------------------------|--------------------------------|--|-------------------------|
| Number of actual examinees | X General suspected disease | f X Suspected hypertension or diabetes(required 2nd Exam) | |
| 132 | 122 | 34 | 19 |
| 90 | 83 | 26 | 13 |
| 42 | 39 | 8 | 6 |
| 403 | 377 | 90 | 52 |
| 273 | 261 | 67 | 41 |
| 130 | 116 | 23 | 11 |
| 291 | 265 | 75 | 32 |
| 201 | 185 | 56 | 27 |
| 90 | 80 | 19 | 5 |
| 390 | 362 | 94 | 53 |
| 264 | 249 | 66 | 42 |
| 126 | 113 | 28 | 11 |
| 1,348 | 1,257 | 258 | 160 |
| 871 | 817 | 186 | 116 |
| 477 | 440 | 72 | 44 |
| 917 | 867 | 144 | 71 |
| 616 | 582 | 113 | 54 |
| 301 | 285 | 31 | 17 |
| 1,034 | 974 | 178 | 115 |
| 693 | 655 | 133 | 93 |
| 341 | 319 | 45 | 22 |
| 1,122 | 1,044 | 193 | 104 |
| 674 | 633 | 125 | 77 |
| 448 | 411 | 68 | 27 |
| 1,533 | 1,429 | 288 | 172 |
| 986 | 932 | 212 | 130 |
| 547 | 497 | 76 | 42 |
| 1,185 | 1,083 | 256 | 145 |
| 800 | 739 | 185 | 104 |
| 385 | 344 | 71 | 41 |
| 726 | 665 | 151 | 61 |
| 471 | 436 | 110 | 48 |
| 255 | 229 | 41 | 13 |
| 223 | 208 | 44 | 32 |
| 164 | 156 | 31 | 27 |
| 59 | 52 | 13 | 5 |
| 723 | 677 | 136 | 61 |
| 496 | 465 | 110 | 52 |
| 227 | 212 | 26 | 9 |
| 533 | 502 | 92 | 55 |
| 369 | 350 | 68 | 42 |
| 164 | 152 | 24 | 13 |
| 890 | 820 | 188 | 88 |
| 592 | 550 | 137 | 72 |
| 298 | 270 | 51 | 16 |

Note : 1) Based on Resident Registration Address

- 2) Total Number of 1st Examinees" refers to the total number of actual examinees including those classified as Normal A, Normal B, Suspected Disease or Diagnosed with Diseases
- 3) The total number of actual examinees classified as suspected disease was calculated by deducting the number of overlaps between cases of general suspected disease and cases of suspected hypertension or diabetes

| Division | | Xi X a Total (Number of 1st Examinees) | y Normal A | z` a Normal B(Cautionary) |
|--------------|-----|--|---------------|------------------------------|
| Gijang-gun | S.T | 1,146 | 186 | 485 |
| | M | 597 | 50 | 213 |
| | F | 549 | 136 | 272 |
| Daegu | S.T | 26,165 | 3,792 | 12,218 |
| | M | 12,554 | 1,037 | 4,823 |
| | F | 13,611 | 2,755 | 7,395 |
| Jung-gu | S.T | 653 | 106 | 297 |
| | M | 321 | 32 | 118 |
| | F | 332 | 74 | 179 |
| Dong-gu | S.T | 3,315 | 495 | 1,467 |
| | M | 1,718 | 153 | 636 |
| | F | 1,597 | 342 | 831 |
| Seo-gu | S.T | 1,700 | 205 | 782 |
| | M | 874 | 65 | 316 |
| | F | 826 | 140 | 466 |
| Nam-gu | S.T | 1,344 | 183 | 610 |
| | M | 687 | 62 | 255 |
| | F | 657 | 121 | 355 |
| Buk-gu | S.T | 5,464 | 827 | 2,493 |
| | M | 2,612 | 210 | 1,021 |
| | F | 2,852 | 617 | 1,472 |
| Suseong-gu | S.T | 4,814 | 741 | 2,331 |
| | M | 2,049 | 158 | 793 |
| | F | 2,765 | 583 | 1,538 |
| Dalseo-gu | S.T | 6,748 | 942 | 3,261 |
| | M | 3,164 | 253 | 1,246 |
| | F | 3,584 | 689 | 2,015 |
| Dalseong-gun | S.T | 2,127 | 293 | 977 |
| | M | 1,129 | 104 | 438 |
| | F | 998 | 189 | 539 |
| Incheon | S.T | 28,636 | 3,575 | 12,623 |
| | M | 14,446 | 877 | 5,287 |
| | F | 14,190 | 2,698 | 7,336 |
| Jung-gu | S.T | 1,023 | 120 | 422 |
| | M | 566 | 36 | 197 |
| | F | 457 | 84 | 225 |
| Dong-gu | S.T | 784 | 94 | 327 |
| | M | 451 | 26 | 157 |
| | F | 333 | 68 | 170 |
| Nam-gu | S.T | 3,894 | 460 | 1,639 |
| | M | 2,021 | 106 | 714 |
| | F | 1,873 | 354 | 925 |
| Yeonsu-gu | S.T | 3,019 | 392 | 1,360 |
| | M | 1,454 | 92 | 533 |
| | F | 1,565 | 300 | 827 |

XX aX X
j aX `i X a X y dX z dX dX X X X
kaX X X X X X . X X X X X

/&" fi. O

Health Examinations by District and Gender (Age 40) <Cont'd>

XX a
(Unit : Person)

| (Suspected disease) | | | Diagnosed with diseases |
|----------------------------|---------------------------|---|-------------------------|
| Number of actual examinees | General suspected disease | Suspected hypertension or diabetes(required 2nd Exam) | |
| 420 | 393 | 74 | 55 |
| 290 | 272 | 59 | 44 |
| 130 | 121 | 15 | 11 |
| 9,118 | 8,305 | 2,015 | 1,037 |
| 5,947 | 5,462 | 1,436 | 747 |
| 3,171 | 2,843 | 579 | 290 |
| 238 | 222 | 44 | 12 |
| 163 | 155 | 29 | 8 |
| 75 | 67 | 15 | 4 |
| 1,213 | 1,123 | 259 | 140 |
| 826 | 764 | 193 | 103 |
| 387 | 359 | 66 | 37 |
| 626 | 577 | 157 | 87 |
| 432 | 401 | 121 | 61 |
| 194 | 176 | 36 | 26 |
| 496 | 456 | 109 | 55 |
| 327 | 307 | 80 | 43 |
| 169 | 149 | 29 | 12 |
| 1,940 | 1,799 | 402 | 204 |
| 1,237 | 1,148 | 301 | 144 |
| 703 | 651 | 101 | 60 |
| 1,556 | 1,430 | 293 | 186 |
| 964 | 894 | 203 | 134 |
| 592 | 536 | 90 | 52 |
| 2,286 | 2,036 | 544 | 259 |
| 1,476 | 1,324 | 373 | 189 |
| 810 | 712 | 171 | 70 |
| 763 | 662 | 207 | 94 |
| 522 | 469 | 136 | 65 |
| 241 | 193 | 71 | 29 |
| 10,907 | 10,028 | 2,474 | 1,531 |
| 7,170 | 6,647 | 1,820 | 1,112 |
| 3,737 | 3,381 | 654 | 419 |
| 427 | 399 | 87 | 54 |
| 292 | 273 | 69 | 41 |
| 135 | 126 | 18 | 13 |
| 305 | 285 | 67 | 58 |
| 221 | 209 | 54 | 47 |
| 84 | 76 | 13 | 11 |
| 1,539 | 1,412 | 376 | 256 |
| 1,025 | 951 | 273 | 176 |
| 514 | 461 | 103 | 80 |
| 1,121 | 1,053 | 212 | 146 |
| 712 | 674 | 164 | 117 |
| 409 | 379 | 48 | 29 |

Note : 1) Based on Resident Registration Address

- 2) Total Number of 1st Examinees" refers to the total number of actual examinees including those classified as Normal A, Normal B, Suspected Disease or Diagnosed with Diseases
- 3) The total number of actual examinees classified as suspected disease was calculated by deducting the number of overlaps between cases of general suspected disease and cases of suspected hypertension or diabetes

Table III-2

Statistics on First Diagnoses Based on Life Turning Point

| Division | | Xi X a Total (Number of 1st Examinees) | y Normal A | z` a Normal B(Cautionary) |
|----------------|------------|--|---------------|------------------------------|
| Namdong-gu | S.T | 5,529 | 763 | 2,425 |
| | M | 2,817 | 177 | 1,049 |
| | F | 2,712 | 586 | 1,376 |
| Bupyeong-gu | S.T | 5,361 | 704 | 2,516 |
| | M | 2,601 | 171 | 1,011 |
| | F | 2,760 | 533 | 1,505 |
| Gyeyang-gu | S.T | 3,465 | 380 | 1,471 |
| | M | 1,698 | 90 | 565 |
| | F | 1,767 | 290 | 906 |
| Seo-gu | S.T | 5,057 | 606 | 2,265 |
| | M | 2,549 | 160 | 962 |
| | F | 2,508 | 446 | 1,303 |
| Ganghwa-gun | S.T | 368 | 43 | 150 |
| | M | 194 | 12 | 64 |
| | F | 174 | 31 | 86 |
| Ongjin-gun | S.T | 136 | 13 | 48 |
| | M | 95 | 7 | 35 |
| | F | 41 | 6 | 13 |
| Gwangju | S.T | 15,467 | 2,467 | 6,931 |
| | M | 7,385 | 669 | 2,692 |
| | F | 8,082 | 1,798 | 4,239 |
| Dong-gu | S.T | 751 | 103 | 344 |
| | M | 365 | 28 | 128 |
| | F | 386 | 75 | 216 |
| Seo-gu | S.T | 3,473 | 644 | 1,543 |
| | M | 1,587 | 147 | 568 |
| | F | 1,886 | 497 | 975 |
| Nam-gu | S.T | 1,797 | 336 | 792 |
| | M | 839 | 93 | 315 |
| | F | 958 | 243 | 477 |
| Buk-gu | S.T | 4,286 | 640 | 1,933 |
| | M | 2,010 | 192 | 724 |
| | F | 2,276 | 448 | 1,209 |
| Gwangsan-gu | S.T | 5,160 | 744 | 2,319 |
| | M | 2,584 | 209 | 957 |
| | F | 2,576 | 535 | 1,362 |
| Daejeon | S.T | 17,032 | 2,210 | 7,931 |
| | M | 8,370 | 522 | 3,277 |
| | F | 8,662 | 1,688 | 4,654 |
| Dong-gu | S.T | 2,418 | 232 | 1,093 |
| | M | 1,252 | 51 | 477 |
| | F | 1,166 | 181 | 616 |

XXaX X
j aX `i X a X y dX z dX dX X X X
kaX X X X X X . X X X X X

/&" fi. O

Health Examinations by District and Gender (Age 40) <Cont'd>

XX a
(Unit : Person)

| (Suspected disease) | | | Diagnosed with diseases |
|----------------------------|--------------------------------|--|-------------------------|
| Number of actual examinees | X General suspected disease | f X Suspected hypertension or diabetes(required 2nd Exam) | |
| 2,035 | 1,845 | 492 | 306 |
| 1,361 | 1,241 | 370 | 230 |
| 674 | 604 | 122 | 76 |
| 1,886 | 1,708 | 419 | 255 |
| 1,231 | 1,116 | 309 | 188 |
| 655 | 592 | 110 | 67 |
| 1,457 | 1,346 | 340 | 157 |
| 933 | 873 | 239 | 110 |
| 524 | 473 | 101 | 47 |
| 1,926 | 1,783 | 428 | 260 |
| 1,255 | 1,176 | 303 | 172 |
| 671 | 607 | 125 | 88 |
| 149 | 139 | 36 | 26 |
| 99 | 95 | 27 | 19 |
| 50 | 44 | 9 | 7 |
| 62 | 58 | 17 | 13 |
| 41 | 39 | 12 | 12 |
| 21 | 19 | 5 | 1 |
| 5,562 | 5,242 | 920 | 507 |
| 3,663 | 3,468 | 668 | 361 |
| 1,899 | 1,774 | 252 | 146 |
| 285 | 270 | 53 | 19 |
| 197 | 186 | 43 | 12 |
| 88 | 84 | 10 | 7 |
| 1,177 | 1,112 | 193 | 109 |
| 789 | 747 | 147 | 83 |
| 388 | 365 | 46 | 26 |
| 601 | 564 | 100 | 68 |
| 383 | 363 | 72 | 48 |
| 218 | 201 | 28 | 20 |
| 1,583 | 1,474 | 279 | 130 |
| 1,007 | 946 | 195 | 87 |
| 576 | 528 | 84 | 43 |
| 1,916 | 1,822 | 295 | 181 |
| 1,287 | 1,226 | 211 | 131 |
| 629 | 596 | 84 | 50 |
| 6,125 | 5,660 | 1,235 | 766 |
| 4,013 | 3,720 | 934 | 558 |
| 2,112 | 1,940 | 301 | 208 |
| 994 | 919 | 205 | 99 |
| 658 | 602 | 170 | 66 |
| 336 | 317 | 35 | 33 |

Note : 1) Based on Resident Registration Address

2) Total Number of 1st Examinees" refers to the total number of actual examinees including those classified as Normal A, Normal B, Suspected Disease or Diagnosed with Diseases

3) The total number of actual examinees classified as suspected disease was calculated by deducting the number of overlaps between cases of general suspected disease and cases of suspected hypertension or diabetes

제 Ⅲ-2 표

Ü Ü

Table Ⅲ-2

Statistics on First Diagnoses Based on Life Turning Point

| Division | | Xi X ^a Total (Number of 1st Examinees) | y Normal A | z` a Normal B(Cautionary) |
|-------------------------|-----|---|---------------|------------------------------|
| Jung-gu | S.T | 2,746 | 333 | 1,242 |
| | M | 1,381 | 92 | 503 |
| | F | 1,365 | 241 | 739 |
| Seo-gu | S.T | 5,501 | 811 | 2,618 |
| | M | 2,539 | 163 | 1,015 |
| | F | 2,962 | 648 | 1,603 |
| Yuseong-gu | S.T | 4,121 | 585 | 1,948 |
| | M | 2,113 | 158 | 874 |
| | F | 2,008 | 427 | 1,074 |
| Daedeok-gu | S.T | 2,246 | 249 | 1,030 |
| | M | 1,085 | 58 | 408 |
| | F | 1,161 | 191 | 622 |
| Ulsan | S.T | 12,988 | 1,761 | 6,026 |
| | M | 6,749 | 500 | 2,751 |
| | F | 6,239 | 1,261 | 3,275 |
| Jung-gu | S.T | 2,374 | 350 | 1,104 |
| | M | 1,181 | 115 | 450 |
| | F | 1,193 | 235 | 654 |
| Nam-gu | S.T | 3,823 | 544 | 1,758 |
| | M | 1,860 | 139 | 741 |
| | F | 1,963 | 405 | 1,017 |
| Dong-gu | S.T | 1,712 | 174 | 875 |
| | M | 999 | 71 | 463 |
| | F | 713 | 103 | 412 |
| Buk-gu | S.T | 2,419 | 394 | 1,094 |
| | M | 1,273 | 92 | 541 |
| | F | 1,146 | 302 | 553 |
| Ulju-gun | S.T | 2,660 | 299 | 1,195 |
| | M | 1,436 | 83 | 556 |
| | F | 1,224 | 216 | 639 |
| Sejong | S.T | 856 | 101 | 393 |
| | M | 472 | 25 | 195 |
| | F | 384 | 76 | 198 |
| Gyeonggi | S.T | 133,607 | 17,221 | 59,352 |
| | M | 67,185 | 4,183 | 24,522 |
| | F | 66,422 | 13,038 | 34,830 |
| Suwon-si Jangan-gu | S.T | 3,300 | 450 | 1,536 |
| | M | 1,586 | 116 | 570 |
| | F | 1,714 | 334 | 966 |
| Suwon-si Gwonseon-gu | S.T | 3,188 | 475 | 1,342 |
| | M | 1,658 | 125 | 578 |
| | F | 1,530 | 350 | 764 |

XX aX X
j aX i X a X y dX z dX dX X X X
kaX X X X X . X X X X X

/&" fi. O

Health Examinations by District and Gender (Age 40) <Cont'd>

XX a
(Unit : Person)

| (Suspected disease) | | | Diagnosed with diseases |
|----------------------------|--------------------------------|--|-------------------------|
| Number of actual examinees | X General suspected disease | f X Suspected hypertension or diabetes(required 2nd Exam) | |
| 1,035 | 949 | 234 | 136 |
| 692 | 639 | 176 | 94 |
| 343 | 310 | 58 | 42 |
| 1,823 | 1,692 | 356 | 249 |
| 1,170 | 1,090 | 268 | 191 |
| 653 | 602 | 88 | 58 |
| 1,419 | 1,319 | 255 | 169 |
| 953 | 895 | 189 | 128 |
| 466 | 424 | 66 | 41 |
| 854 | 781 | 185 | 113 |
| 540 | 494 | 131 | 79 |
| 314 | 287 | 54 | 34 |
| 4,725 | 4,347 | 964 | 476 |
| 3,150 | 2,919 | 703 | 348 |
| 1,575 | 1,428 | 261 | 128 |
| 831 | 751 | 198 | 89 |
| 557 | 519 | 135 | 59 |
| 274 | 232 | 63 | 30 |
| 1,402 | 1,310 | 256 | 119 |
| 892 | 832 | 185 | 88 |
| 510 | 478 | 71 | 31 |
| 580 | 516 | 118 | 83 |
| 401 | 358 | 88 | 64 |
| 179 | 158 | 30 | 19 |
| 853 | 775 | 197 | 78 |
| 587 | 538 | 150 | 53 |
| 266 | 237 | 47 | 25 |
| 1,059 | 995 | 195 | 107 |
| 713 | 672 | 145 | 84 |
| 346 | 323 | 50 | 23 |
| 316 | 306 | 51 | 46 |
| 216 | 209 | 38 | 36 |
| 100 | 97 | 13 | 10 |
| 50,814 | 46,781 | 11,210 | 6,220 |
| 33,900 | 31,457 | 8,183 | 4,580 |
| 16,914 | 15,324 | 3,027 | 1,640 |
| 1,176 | 1,071 | 260 | 138 |
| 789 | 726 | 196 | 111 |
| 387 | 345 | 64 | 27 |
| 1,214 | 1,112 | 283 | 157 |
| 846 | 793 | 202 | 109 |
| 368 | 319 | 81 | 48 |

Note : 1) Based on Resident Registration Address

2) Total Number of 1st Examinees" refers to the total number of actual examinees including those classified as Normal A, Normal B, Suspected Disease or Diagnosed with Diseases

3) The total number of actual examinees classified as suspected disease was calculated by deducting the number of overlaps between cases of general suspected disease and cases of suspected hypertension or diabetes

제 Ⅲ-2 표

Ü Ü

Table Ⅲ-2

Statistics on First Diagnoses Based on Life Turning Point

| Division | | Xi X ^a Total (Number of 1st Examinees) | y Normal A | z` a Normal B(Cautionary) |
|----------------|-----|---|---------------|------------------------------|
| Suwon-si | S.T | 1,920 | 267 | 861 |
| | M | 965 | 73 | 337 |
| | F | 955 | 194 | 524 |
| Paldal-gu | S.T | 3,455 | 503 | 1,506 |
| | M | 1,954 | 178 | 698 |
| | F | 1,501 | 325 | 808 |
| Yeongtong-gu | S.T | 2,350 | 304 | 1,026 |
| | M | 1,192 | 80 | 429 |
| | F | 1,158 | 224 | 597 |
| Seongnam-si | S.T | 2,316 | 233 | 1,108 |
| | M | 1,168 | 76 | 429 |
| | F | 1,148 | 157 | 679 |
| Jungwon-gu | S.T | 5,465 | 964 | 2,452 |
| | M | 2,553 | 207 | 980 |
| | F | 2,912 | 757 | 1,472 |
| Bundang-gu | S.T | 4,679 | 571 | 2,127 |
| | M | 2,202 | 127 | 811 |
| | F | 2,477 | 444 | 1,316 |
| Uijeongbu-si | S.T | 2,482 | 328 | 1,038 |
| | M | 1,267 | 70 | 428 |
| | F | 1,215 | 258 | 610 |
| Anyang-si | S.T | 4,148 | 510 | 2,010 |
| | M | 1,954 | 115 | 771 |
| | F | 2,194 | 395 | 1,239 |
| Dongan-gu | S.T | 4,489 | 609 | 2,170 |
| | M | 2,062 | 130 | 826 |
| | F | 2,427 | 479 | 1,344 |
| Wonmi-gu | S.T | 2,229 | 264 | 1,008 |
| | M | 1,139 | 60 | 425 |
| | F | 1,090 | 204 | 583 |
| Sosa-gu | S.T | 1,784 | 251 | 772 |
| | M | 871 | 66 | 302 |
| | F | 913 | 185 | 470 |
| Ojeong-gu | S.T | 4,001 | 498 | 1,795 |
| | M | 1,988 | 113 | 725 |
| | F | 2,013 | 385 | 1,070 |
| Gwangmyeong-si | S.T | 4,998 | 501 | 2,130 |
| | M | 2,704 | 122 | 959 |
| | F | 2,294 | 379 | 1,171 |
| Pyeongtaek-si | S.T | 961 | 102 | 408 |
| | M | 490 | 26 | 171 |
| | F | 471 | 76 | 237 |
| Dongducheon-si | | | | |

XX aX X
j aX i X a X y dX z dX dX X X X
kaX X X X X . X X X X X

/&" fi. O

Health Examinations by District and Gender (Age 40) <Cont'd>

XX a
(Unit : Person)

| (Suspected disease) | | | Diagnosed with diseases |
|----------------------------|--------------------------------|--|-------------------------|
| Number of actual examinees | X General suspected disease | f X Suspected hypertension or diabetes(required 2nd Exam) | |
| 700 | 648 | 139 | 92 |
| 490 | 460 | 103 | 65 |
| 210 | 188 | 36 | 27 |
| 1,310 | 1,233 | 229 | 136 |
| 972 | 931 | 175 | 106 |
| 338 | 302 | 54 | 30 |
| 897 | 821 | 204 | 123 |
| 599 | 552 | 149 | 84 |
| 298 | 269 | 55 | 39 |
| 873 | 773 | 224 | 102 |
| 586 | 521 | 158 | 77 |
| 287 | 252 | 66 | 25 |
| 1,851 | 1,728 | 333 | 198 |
| 1,207 | 1,132 | 246 | 159 |
| 644 | 596 | 87 | 39 |
| 1,743 | 1,597 | 388 | 238 |
| 1,091 | 1,005 | 273 | 173 |
| 652 | 592 | 115 | 65 |
| 999 | 918 | 228 | 117 |
| 680 | 629 | 164 | 89 |
| 319 | 289 | 64 | 28 |
| 1,473 | 1,360 | 282 | 155 |
| 943 | 874 | 204 | 125 |
| 530 | 486 | 78 | 30 |
| 1,510 | 1,374 | 359 | 200 |
| 963 | 884 | 250 | 143 |
| 547 | 490 | 109 | 57 |
| 840 | 774 | 181 | 117 |
| 571 | 531 | 130 | 83 |
| 269 | 243 | 51 | 34 |
| 652 | 581 | 188 | 109 |
| 433 | 390 | 134 | 70 |
| 219 | 191 | 54 | 39 |
| 1,521 | 1,403 | 323 | 187 |
| 1,014 | 940 | 239 | 136 |
| 507 | 463 | 84 | 51 |
| 2,134 | 1,993 | 416 | 233 |
| 1,450 | 1,363 | 309 | 173 |
| 684 | 630 | 107 | 60 |
| 400 | 366 | 105 | 51 |
| 261 | 240 | 71 | 32 |
| 139 | 126 | 34 | 19 |

Note : 1) Based on Resident Registration Address

- 2) Total Number of 1st Examinees" refers to the total number of actual examinees including those classified as Normal A, Normal B, Suspected Disease or Diagnosed with Diseases
- 3) The total number of actual examinees classified as suspected disease was calculated by deducting the number of overlaps between cases of general suspected disease and cases of suspected hypertension or diabetes

제 III-2 표

Ü Ü

Table III-2

Statistics on First Diagnoses Based on Life Turning Point

| Division | | Xi X ^a Total (Number of 1st Examinees) | y Normal A | z` a Normal B(Cautionary) |
|--------------|-----|---|---------------|------------------------------|
| Ansan-si | S.T | 4,038 | 527 | 1,759 |
| | M | 1,928 | 110 | 701 |
| | F | 2,110 | 417 | 1,058 |
| Sangrok-gu | S.T | 3,982 | 415 | 1,701 |
| | M | 1,986 | 79 | 686 |
| | F | 1,996 | 336 | 1,015 |
| Danwon-gu | S.T | 4,599 | 638 | 2,030 |
| | M | 2,151 | 122 | 813 |
| | F | 2,448 | 516 | 1,217 |
| Goyang-si | S.T | 3,270 | 465 | 1,525 |
| | M | 1,407 | 93 | 522 |
| | F | 1,863 | 372 | 1,003 |
| Deogyang-gu | S.T | 3,555 | 498 | 1,600 |
| | M | 1,566 | 84 | 600 |
| | F | 1,989 | 414 | 1,000 |
| Gwacheon-si | S.T | 808 | 116 | 390 |
| | M | 378 | 29 | 149 |
| | F | 430 | 87 | 241 |
| Guri-si | S.T | 2,104 | 294 | 918 |
| | M | 997 | 66 | 362 |
| | F | 1,107 | 228 | 556 |
| Namyangju-si | S.T | 6,768 | 774 | 3,014 |
| | M | 3,334 | 181 | 1,179 |
| | F | 3,434 | 593 | 1,835 |
| Osan-si | S.T | 2,349 | 293 | 1,042 |
| | M | 1,270 | 80 | 464 |
| | F | 1,079 | 213 | 578 |
| Siheung-si | S.T | 5,082 | 516 | 2,148 |
| | M | 2,567 | 111 | 882 |
| | F | 2,515 | 405 | 1,266 |
| Gunpo-si | S.T | 3,470 | 542 | 1,530 |
| | M | 1,682 | 124 | 628 |
| | F | 1,788 | 418 | 902 |
| Uiwang-si | S.T | 1,620 | 218 | 730 |
| | M | 838 | 53 | 301 |
| | F | 782 | 165 | 429 |
| Hanam-si | S.T | 1,486 | 195 | 635 |
| | M | 723 | 52 | 243 |
| | F | 763 | 143 | 392 |
| Yongin-si | S.T | 2,250 | 284 | 961 |
| | M | 1,175 | 60 | 414 |
| | F | 1,075 | 224 | 547 |

XX aX X
j aX i X a X y dX z dX dX X X X
kaX X X X X . X X X X X

/&" fi. O

Health Examinations by District and Gender (Age 40) <Cont'd>

XX a
(Unit : Person)

| (Suspected disease) | | | Diagnosed with diseases |
|----------------------------|--------------------------------|--|-------------------------|
| Number of actual examinees | X General suspected disease | f X Suspected hypertension or diabetes(required 2nd Exam) | |
| 1,555 | 1,417 | 369 | 197 |
| 978 | 897 | 268 | 139 |
| 577 | 520 | 101 | 58 |
| 1,680 | 1,509 | 429 | 186 |
| 1,090 | 986 | 309 | 131 |
| 590 | 523 | 120 | 55 |
| 1,748 | 1,630 | 386 | 183 |
| 1,090 | 1,021 | 276 | 126 |
| 658 | 609 | 110 | 57 |
| 1,157 | 1,094 | 232 | 123 |
| 704 | 664 | 171 | 88 |
| 453 | 430 | 61 | 35 |
| 1,319 | 1,214 | 284 | 138 |
| 774 | 721 | 185 | 108 |
| 545 | 493 | 99 | 30 |
| 273 | 256 | 50 | 29 |
| 176 | 166 | 37 | 24 |
| 97 | 90 | 13 | 5 |
| 794 | 717 | 200 | 98 |
| 508 | 468 | 139 | 61 |
| 286 | 249 | 61 | 37 |
| 2,651 | 2,432 | 642 | 329 |
| 1,742 | 1,619 | 456 | 232 |
| 909 | 813 | 186 | 97 |
| 918 | 840 | 200 | 96 |
| 654 | 604 | 149 | 72 |
| 264 | 236 | 51 | 24 |
| 2,161 | 1,997 | 477 | 257 |
| 1,388 | 1,284 | 343 | 186 |
| 773 | 713 | 134 | 71 |
| 1,230 | 1,107 | 263 | 168 |
| 803 | 724 | 202 | 127 |
| 427 | 383 | 61 | 41 |
| 598 | 556 | 108 | 74 |
| 421 | 392 | 85 | 63 |
| 177 | 164 | 23 | 11 |
| 569 | 512 | 162 | 87 |
| 365 | 337 | 105 | 63 |
| 204 | 175 | 57 | 24 |
| 887 | 820 | 195 | 118 |
| 620 | 577 | 145 | 81 |
| 267 | 243 | 50 | 37 |

Note : 1) Based on Resident Registration Address

- 2) Total Number of 1st Examinees" refers to the total number of actual examinees including those classified as Normal A, Normal B, Suspected Disease or Diagnosed with Diseases
- 3) The total number of actual examinees classified as suspected disease was calculated by deducting the number of overlaps between cases of general suspected disease and cases of suspected hypertension or diabetes

제 Ⅲ-2 표

Ü Ü

Table Ⅲ-2

Statistics on First Diagnoses Based on Life Turning Point

| Division | | Xi X a Total (Number of 1st Examinees) | y Normal A | z` a Normal B(Cautionary) |
|-------------------------|-----|--|---------------|------------------------------|
| Yongin-si Giheung-gu | S.T | 5,045 | 778 | 2,216 |
| | M | 2,631 | 197 | 964 |
| | F | 2,414 | 581 | 1,252 |
| Yongin-si Suji-gu | S.T | 4,098 | 697 | 1,818 |
| | M | 2,081 | 171 | 773 |
| | F | 2,017 | 526 | 1,045 |
| Paju-si | S.T | 4,410 | 470 | 2,015 |
| | M | 2,269 | 118 | 868 |
| | F | 2,141 | 352 | 1,147 |
| Icheon-si | S.T | 1,985 | 196 | 873 |
| | M | 1,078 | 59 | 398 |
| | F | 907 | 137 | 475 |
| Anseong-si | S.T | 1,935 | 209 | 865 |
| | M | 1,036 | 63 | 386 |
| | F | 899 | 146 | 479 |
| Gimpo-si | S.T | 3,157 | 335 | 1,415 |
| | M | 1,546 | 79 | 531 |
| | F | 1,611 | 256 | 884 |
| Hwaseong-si | S.T | 7,014 | 883 | 3,117 |
| | M | 4,115 | 295 | 1,547 |
| | F | 2,899 | 588 | 1,570 |
| Gwangju-si | S.T | 2,911 | 310 | 1,312 |
| | M | 1,547 | 106 | 569 |
| | F | 1,364 | 204 | 743 |
| Yangju-si | S.T | 2,256 | 315 | 949 |
| | M | 1,214 | 67 | 457 |
| | F | 1,042 | 248 | 492 |
| Pocheon-si | S.T | 1,421 | 157 | 550 |
| | M | 748 | 39 | 251 |
| | F | 673 | 118 | 299 |
| Yeoju-gun | S.T | 800 | 75 | 369 |
| | M | 415 | 23 | 143 |
| | F | 385 | 52 | 226 |
| Yeoncheon-gun | S.T | 330 | 30 | 135 |
| | M | 180 | 4 | 57 |
| | F | 150 | 26 | 78 |
| Gapyeong-gun | S.T | 445 | 69 | 175 |
| | M | 240 | 12 | 81 |
| | F | 205 | 57 | 94 |
| Yangpyeong-gun | S.T | 654 | 92 | 271 |
| | M | 330 | 22 | 114 |
| | F | 324 | 70 | 157 |

XX aX X
j aX i X a X y dX z dX dX X X X
kaX X X X X . X X X X X

/&" fi. O

Health Examinations by District and Gender (Age 40) <Cont'd>

XX a
(Unit : Person)

| (Suspected disease) | | | Diagnosed with diseases |
|----------------------------|--------------------------------|--|-------------------------|
| Number of actual examinees | X General suspected disease | f X Suspected hypertension or diabetes(required 2nd Exam) | |
| 1,837 | 1,751 | 331 | 214 |
| 1,307 | 1,246 | 273 | 163 |
| 530 | 505 | 58 | 51 |
| 1,400 | 1,309 | 258 | 183 |
| 984 | 927 | 199 | 153 |
| 416 | 382 | 59 | 30 |
| 1,669 | 1,526 | 413 | 256 |
| 1,097 | 1,015 | 295 | 186 |
| 572 | 511 | 118 | 70 |
| 823 | 754 | 190 | 93 |
| 552 | 514 | 138 | 69 |
| 271 | 240 | 52 | 24 |
| 775 | 710 | 179 | 86 |
| 525 | 483 | 129 | 62 |
| 250 | 227 | 50 | 24 |
| 1,255 | 1,137 | 312 | 152 |
| 819 | 752 | 216 | 117 |
| 436 | 385 | 96 | 35 |
| 2,686 | 2,488 | 540 | 328 |
| 2,017 | 1,886 | 420 | 256 |
| 669 | 602 | 120 | 72 |
| 1,135 | 1,029 | 295 | 154 |
| 757 | 686 | 228 | 115 |
| 378 | 343 | 67 | 39 |
| 886 | 823 | 182 | 106 |
| 616 | 574 | 146 | 74 |
| 270 | 249 | 36 | 32 |
| 614 | 568 | 156 | 100 |
| 396 | 365 | 113 | 62 |
| 218 | 203 | 43 | 38 |
| 314 | 297 | 67 | 42 |
| 218 | 207 | 50 | 31 |
| 96 | 90 | 17 | 11 |
| 141 | 124 | 56 | 24 |
| 101 | 87 | 40 | 18 |
| 40 | 37 | 16 | 6 |
| 185 | 175 | 31 | 16 |
| 132 | 126 | 23 | 15 |
| 53 | 49 | 8 | 1 |
| 261 | 237 | 61 | 30 |
| 171 | 158 | 40 | 23 |
| 90 | 79 | 21 | 7 |

Note : 1) Based on Resident Registration Address

- 2) Total Number of 1st Examinees" refers to the total number of actual examinees including those classified as Normal A, Normal B, Suspected Disease or Diagnosed with Diseases
- 3) The total number of actual examinees classified as suspected disease was calculated by deducting the number of overlaps between cases of general suspected disease and cases of suspected hypertension or diabetes

제 Ⅲ-2 표

Ü Ü

Table Ⅲ-2

Statistics on First Diagnoses Based on Life Turning Point

| Division | | Xi X a Total (Number of 1st Examinees) | y Normal A | z` a Normal B(Cautionary) |
|-----------------|-----|--|---------------|------------------------------|
| Gangwon | S.T | 13,917 | 2,114 | 5,594 |
| | M | 7,197 | 542 | 2,359 |
| | F | 6,720 | 1,572 | 3,235 |
| Chuncheon-si | S.T | 2,832 | 515 | 1,079 |
| | M | 1,415 | 127 | 436 |
| | F | 1,417 | 388 | 643 |
| Wonju-si | S.T | 3,438 | 616 | 1,364 |
| | M | 1,701 | 166 | 549 |
| | F | 1,737 | 450 | 815 |
| Gangneung-si | S.T | 1,976 | 282 | 803 |
| | M | 1,000 | 71 | 311 |
| | F | 976 | 211 | 492 |
| Donghae-si | S.T | 959 | 100 | 422 |
| | M | 520 | 17 | 192 |
| | F | 439 | 83 | 230 |
| Taebaek-si | S.T | 450 | 32 | 198 |
| | M | 242 | 4 | 88 |
| | F | 208 | 28 | 110 |
| Sokcho-si | S.T | 745 | 126 | 289 |
| | M | 349 | 27 | 117 |
| | F | 396 | 99 | 172 |
| Samcheok-si | S.T | 562 | 85 | 223 |
| | M | 322 | 34 | 96 |
| | F | 240 | 51 | 127 |
| Hongcheon-gun | S.T | 493 | 58 | 228 |
| | M | 229 | 14 | 88 |
| | F | 264 | 44 | 140 |
| Hoengseong-gun | S.T | 281 | 46 | 107 |
| | M | 154 | 15 | 46 |
| | F | 127 | 31 | 61 |
| Yeongwol-gun | S.T | 254 | 52 | 93 |
| | M | 146 | 11 | 52 |
| | F | 108 | 41 | 41 |
| Pyeongchang-gun | S.T | 341 | 41 | 139 |
| | M | 199 | 10 | 63 |
| | F | 142 | 31 | 76 |
| Jeongseon-gun | S.T | 274 | 15 | 119 |
| | M | 156 | 3 | 53 |
| | F | 118 | 12 | 66 |
| Cheorwon-gun | S.T | 394 | 36 | 173 |
| | M | 232 | 14 | 89 |
| | F | 162 | 22 | 84 |

XX aX X
j aX i X a X y dX z dX dX X X X
kaX X X X X . X X X X X

/&" fi. O

Health Examinations by District and Gender (Age 40) <Cont'd>

XX a
(Unit : Person)

| (Suspected disease) | | | Diagnosed with diseases |
|----------------------------|--------------------------------|--|-------------------------|
| Number of actual examinees | X General suspected disease | f X Suspected hypertension or diabetes(required 2nd Exam) | |
| 5,435 | 4,940 | 1,298 | 774 |
| 3,713 | 3,419 | 964 | 583 |
| 1,722 | 1,521 | 334 | 191 |
| 1,080 | 960 | 309 | 158 |
| 730 | 653 | 229 | 122 |
| 350 | 307 | 80 | 36 |
| 1,275 | 1,191 | 240 | 183 |
| 854 | 800 | 183 | 132 |
| 421 | 391 | 57 | 51 |
| 778 | 697 | 220 | 113 |
| 529 | 488 | 159 | 89 |
| 249 | 209 | 61 | 24 |
| 372 | 344 | 83 | 65 |
| 260 | 246 | 60 | 51 |
| 112 | 98 | 23 | 14 |
| 199 | 178 | 47 | 21 |
| 135 | 124 | 32 | 15 |
| 64 | 54 | 15 | 6 |
| 297 | 275 | 51 | 33 |
| 182 | 173 | 30 | 23 |
| 115 | 102 | 21 | 10 |
| 223 | 194 | 59 | 31 |
| 168 | 148 | 47 | 24 |
| 55 | 46 | 12 | 7 |
| 187 | 166 | 41 | 20 |
| 116 | 104 | 28 | 11 |
| 71 | 62 | 13 | 9 |
| 110 | 99 | 27 | 18 |
| 81 | 74 | 21 | 12 |
| 29 | 25 | 6 | 6 |
| 91 | 83 | 17 | 18 |
| 67 | 64 | 12 | 16 |
| 24 | 19 | 5 | 2 |
| 144 | 128 | 37 | 17 |
| 112 | 102 | 31 | 14 |
| 32 | 26 | 6 | 3 |
| 115 | 100 | 38 | 25 |
| 80 | 70 | 31 | 20 |
| 35 | 30 | 7 | 5 |
| 156 | 137 | 45 | 29 |
| 107 | 94 | 35 | 22 |
| 49 | 43 | 10 | 7 |

Note : 1) Based on Resident Registration Address

- 2) Total Number of 1st Examinees" refers to the total number of actual examinees including those classified as Normal A, Normal B, Suspected Disease or Diagnosed with Diseases
- 3) The total number of actual examinees classified as suspected disease was calculated by deducting the number of overlaps between cases of general suspected disease and cases of suspected hypertension or diabetes

제 Ⅲ-2 표

Ü Ü

Table Ⅲ-2

Statistics on First Diagnoses Based on Life Turning Point

| Division | | Xi X a Total (Number of 1st Examinees) | y Normal A | z` a Normal B(Cautionary) |
|-----------------------------|-----|--|---------------|------------------------------|
| Hwacheon-gun | S.T | 159 | 17 | 62 |
| | M | 97 | 3 | 38 |
| | F | 62 | 14 | 24 |
| Yanggu-gun | S.T | 147 | 18 | 53 |
| | M | 93 | 6 | 26 |
| | F | 54 | 12 | 27 |
| Inje-gun | S.T | 241 | 28 | 87 |
| | M | 142 | 8 | 43 |
| | F | 99 | 20 | 44 |
| Goseong-gun | S.T | 206 | 26 | 83 |
| | M | 117 | 7 | 43 |
| | F | 89 | 19 | 40 |
| Yangyang-gun | S.T | 165 | 21 | 72 |
| | M | 83 | 5 | 29 |
| | F | 82 | 16 | 43 |
| Chungbuk | S.T | 14,956 | 1,723 | 6,705 |
| | M | 7,773 | 477 | 2,907 |
| | F | 7,183 | 1,246 | 3,798 |
| Cheongju-si Sangdang-gu | S.T | 2,483 | 245 | 1,159 |
| | M | 1,208 | 57 | 443 |
| | F | 1,275 | 188 | 716 |
| Cheongju-si Heungdeok-gu | S.T | 4,678 | 569 | 2,170 |
| | M | 2,375 | 135 | 944 |
| | F | 2,303 | 434 | 1,226 |
| Chungju-si | S.T | 1,865 | 268 | 798 |
| | M | 969 | 93 | 329 |
| | F | 896 | 175 | 469 |
| Jecheon-si | S.T | 1,298 | 146 | 583 |
| | M | 628 | 32 | 227 |
| | F | 670 | 114 | 356 |
| Cheongwon-gun | S.T | 1,517 | 140 | 698 |
| | M | 858 | 43 | 341 |
| | F | 659 | 97 | 357 |
| Boeun-gun | S.T | 195 | 22 | 74 |
| | M | 104 | 6 | 34 |
| | F | 91 | 16 | 40 |
| Okcheon-gun | S.T | 374 | 37 | 167 |
| | M | 210 | 10 | 80 |
| | F | 164 | 27 | 87 |
| Yeongdong-gun | S.T | 347 | 21 | 162 |
| | M | 189 | 3 | 83 |
| | F | 158 | 18 | 79 |

XX aX X
j aX i X a X y dX z dX dX X X X
kaX X X X X . X X X X X

/&" fi. O

Health Examinations by District and Gender (Age 40) <Cont'd>

XX a
(Unit : Person)

| (Suspected disease) | | | Diagnosed with diseases |
|----------------------------|--------------------------------|--|-------------------------|
| Number of actual examinees | X General suspected disease | f X X a Suspected hypertension or diabetes(required 2nd Exam) | |
| 76 | 74 | 12 | 4 |
| 55 | 53 | 11 | 1 |
| 21 | 21 | 1 | 3 |
| 68 | 66 | 12 | 8 |
| 56 | 54 | 12 | 5 |
| 12 | 12 | - | 3 |
| 113 | 111 | 13 | 13 |
| 80 | 80 | 8 | 11 |
| 33 | 31 | 5 | 2 |
| 88 | 82 | 22 | 9 |
| 59 | 55 | 17 | 8 |
| 29 | 27 | 5 | 1 |
| 63 | 55 | 25 | 9 |
| 42 | 37 | 18 | 7 |
| 21 | 18 | 7 | 2 |
| 5,840 | 5,407 | 1,228 | 688 |
| 3,879 | 3,610 | 912 | 510 |
| 1,961 | 1,797 | 316 | 178 |
| 981 | 910 | 224 | 98 |
| 632 | 586 | 171 | 76 |
| 349 | 324 | 53 | 22 |
| 1,749 | 1,629 | 332 | 190 |
| 1,159 | 1,088 | 242 | 137 |
| 590 | 541 | 90 | 53 |
| 718 | 657 | 166 | 81 |
| 485 | 445 | 128 | 62 |
| 233 | 212 | 38 | 19 |
| 495 | 464 | 93 | 74 |
| 312 | 292 | 65 | 57 |
| 183 | 172 | 28 | 17 |
| 609 | 577 | 108 | 70 |
| 420 | 398 | 81 | 54 |
| 189 | 179 | 27 | 16 |
| 87 | 82 | 18 | 12 |
| 56 | 53 | 15 | 8 |
| 31 | 29 | 3 | 4 |
| 147 | 135 | 30 | 23 |
| 102 | 94 | 22 | 18 |
| 45 | 41 | 8 | 5 |
| 141 | 121 | 45 | 23 |
| 87 | 78 | 29 | 16 |
| 54 | 43 | 16 | 7 |

Note : 1) Based on Resident Registration Address

- 2) Total Number of 1st Examinees" refers to the total number of actual examinees including those classified as Normal A, Normal B, Suspected Disease or Diagnosed with Diseases
- 3) The total number of actual examinees classified as suspected disease was calculated by deducting the number of overlaps between cases of general suspected disease and cases of suspected hypertension or diabetes

제 Ⅲ-2 표

Ü Ü

Table Ⅲ-2

Statistics on First Diagnoses Based on Life Turning Point

| Division | | Xi X a Total (Number of 1st Examinees) | y Normal A | z` a Normal B(Cautionary) |
|-----------------|------------|--|---------------|------------------------------|
| Jeungpyeong-gun | S.T | 305 | 30 | 135 |
| | M | 159 | 8 | 54 |
| | F | 146 | 22 | 81 |
| Jincheon-gun | S.T | 623 | 110 | 233 |
| | M | 349 | 42 | 112 |
| | F | 274 | 68 | 121 |
| Goesan-gun | S.T | 203 | 14 | 90 |
| | M | 119 | 6 | 45 |
| | F | 84 | 8 | 45 |
| Eumseong-gun | S.T | 845 | 93 | 351 |
| | M | 483 | 32 | 179 |
| | F | 362 | 61 | 172 |
| Danyang-gun | S.T | 223 | 28 | 85 |
| | M | 122 | 10 | 36 |
| | F | 101 | 18 | 49 |
| Chungnam | S.T | 17,950 | 1,985 | 7,876 |
| | M | 9,699 | 565 | 3,604 |
| | F | 8,251 | 1,420 | 4,272 |
| Cheonan-si | S.T | 2,534 | 241 | 1,134 |
| | M | 1,289 | 63 | 467 |
| | F | 1,245 | 178 | 667 |
| Dongnam-gu | S.T | 3,605 | 453 | 1,637 |
| | M | 1,872 | 111 | 720 |
| | F | 1,733 | 342 | 917 |
| Gongju-si | S.T | 899 | 129 | 366 |
| | M | 448 | 42 | 151 |
| | F | 451 | 87 | 215 |
| Boryeong-si | S.T | 889 | 110 | 365 |
| | M | 457 | 27 | 156 |
| | F | 432 | 83 | 209 |
| Asan-si | S.T | 2,908 | 263 | 1,289 |
| | M | 1,756 | 83 | 696 |
| | F | 1,152 | 180 | 593 |
| Seosan-si | S.T | 1,409 | 126 | 660 |
| | M | 790 | 49 | 311 |
| | F | 619 | 77 | 349 |
| Nonsan-si | S.T | 935 | 86 | 440 |
| | M | 486 | 27 | 198 |
| | F | 449 | 59 | 242 |
| Gyeryong-si | S.T | 615 | 88 | 305 |
| | M | 317 | 26 | 144 |
| | F | 298 | 62 | 161 |

XX aX X
j aX i X a X y dX z dX dX X X X
kaX X X X X . X X X X X

/&" fi. O

Health Examinations by District and Gender (Age 40) <Cont'd>

XX a
(Unit : Person)

| (Suspected disease) | | | Diagnosed with diseases |
|----------------------------|--------------------------------|--|-------------------------|
| Number of actual examinees | X General suspected disease | f X Suspected hypertension or diabetes(required 2nd Exam) | |
| 133 | 120 | 34 | 7 |
| 93 | 84 | 26 | 4 |
| 40 | 36 | 8 | 3 |
| 243 | 221 | 52 | 37 |
| 171 | 158 | 40 | 24 |
| 72 | 63 | 12 | 13 |
| 91 | 82 | 21 | 8 |
| 63 | 60 | 13 | 5 |
| 28 | 22 | 8 | 3 |
| 357 | 327 | 86 | 44 |
| 241 | 220 | 64 | 31 |
| 116 | 107 | 22 | 13 |
| 89 | 82 | 19 | 21 |
| 58 | 54 | 16 | 18 |
| 31 | 28 | 3 | 3 |
| 7,202 | 6,626 | 1,640 | 887 |
| 4,909 | 4,552 | 1,219 | 621 |
| 2,293 | 2,074 | 421 | 266 |
| 1,053 | 964 | 253 | 106 |
| 688 | 634 | 183 | 71 |
| 365 | 330 | 70 | 35 |
| 1,340 | 1,226 | 290 | 175 |
| 919 | 849 | 215 | 122 |
| 421 | 377 | 75 | 53 |
| 347 | 317 | 86 | 57 |
| 215 | 197 | 61 | 40 |
| 132 | 120 | 25 | 17 |
| 380 | 347 | 92 | 34 |
| 251 | 231 | 68 | 23 |
| 129 | 116 | 24 | 11 |
| 1,212 | 1,120 | 265 | 144 |
| 877 | 812 | 209 | 100 |
| 335 | 308 | 56 | 44 |
| 565 | 531 | 118 | 58 |
| 389 | 369 | 83 | 41 |
| 176 | 162 | 35 | 17 |
| 364 | 337 | 73 | 45 |
| 230 | 215 | 55 | 31 |
| 134 | 122 | 18 | 14 |
| 198 | 182 | 39 | 24 |
| 131 | 124 | 26 | 16 |
| 67 | 58 | 13 | 8 |

Note : 1) Based on Resident Registration Address

2) Total Number of 1st Examinees" refers to the total number of actual examinees including those classified as Normal A, Normal B, Suspected Disease or Diagnosed with Diseases

3) The total number of actual examinees classified as suspected disease was calculated by deducting the number of overlaps between cases of general suspected disease and cases of suspected hypertension or diabetes

제 Ⅲ-2 표

Ü Ü

Table Ⅲ-2

Statistics on First Diagnoses Based on Life Turning Point

| Division | | Xi X a Total (Number of 1st Examinees) | y Normal A | z` a Normal B(Cautionary) |
|----------------|-----|--|---------------|------------------------------|
| Dangjin-si | S.T | 1,260 | 183 | 469 |
| | M | 742 | 48 | 241 |
| | F | 518 | 135 | 228 |
| Geumsan-gun | S.T | 390 | 42 | 159 |
| | M | 228 | 17 | 72 |
| | F | 162 | 25 | 87 |
| Buyeo-gun | S.T | 425 | 42 | 173 |
| | M | 230 | 17 | 72 |
| | F | 195 | 25 | 101 |
| Seocheon-gun | S.T | 386 | 38 | 174 |
| | M | 195 | 11 | 82 |
| | F | 191 | 27 | 92 |
| Cheongyang-gun | S.T | 150 | 10 | 76 |
| | M | 78 | 3 | 30 |
| | F | 72 | 7 | 46 |
| Hongseong-gun | S.T | 698 | 92 | 267 |
| | M | 371 | 17 | 125 |
| | F | 327 | 75 | 142 |
| Yesan-gun | S.T | 539 | 52 | 235 |
| | M | 273 | 15 | 88 |
| | F | 266 | 37 | 147 |
| Taeon-gun | S.T | 308 | 30 | 127 |
| | M | 167 | 9 | 51 |
| | F | 141 | 21 | 76 |
| Jeonbuk | S.T | 17,657 | 2,688 | 7,834 |
| | M | 8,997 | 799 | 3,418 |
| | F | 8,660 | 1,889 | 4,416 |
| Jeonju-si | S.T | 3,975 | 607 | 1,816 |
| | M | 1,824 | 161 | 652 |
| | F | 2,151 | 446 | 1,164 |
| Wansan-gu | S.T | 3,162 | 433 | 1,477 |
| | M | 1,566 | 128 | 621 |
| | F | 1,596 | 305 | 856 |
| Gunsan-si | S.T | 3,034 | 467 | 1,274 |
| | M | 1,689 | 143 | 630 |
| | F | 1,345 | 324 | 644 |
| Iksan-si | S.T | 3,004 | 462 | 1,365 |
| | M | 1,530 | 113 | 624 |
| | F | 1,474 | 349 | 741 |
| Jeongeup-si | S.T | 1,011 | 191 | 427 |
| | M | 510 | 68 | 188 |
| | F | 501 | 123 | 239 |

XX aX X
j aX i X a X y dX z dX dX X X X
kaX X X X X . X X X X X

/&" fi. O

Health Examinations by District and Gender (Age 40) <Cont'd>

XX a
(Unit : Person)

| (Suspected disease) | | | Diagnosed with diseases |
|----------------------------|--------------------------------|--|-------------------------|
| Number of actual examinees | X General suspected disease | f X Suspected hypertension or diabetes(required 2nd Exam) | |
| 529 | 497 | 105 | 79 |
| 391 | 369 | 89 | 62 |
| 138 | 128 | 16 | 17 |
| 162 | 154 | 29 | 27 |
| 121 | 115 | 24 | 18 |
| 41 | 39 | 5 | 9 |
| 191 | 172 | 53 | 19 |
| 128 | 116 | 39 | 13 |
| 63 | 56 | 14 | 6 |
| 154 | 146 | 32 | 20 |
| 89 | 83 | 21 | 13 |
| 65 | 63 | 11 | 7 |
| 55 | 48 | 19 | 9 |
| 40 | 35 | 15 | 5 |
| 15 | 13 | 4 | 4 |
| 300 | 258 | 94 | 39 |
| 201 | 179 | 62 | 28 |
| 99 | 79 | 32 | 11 |
| 223 | 203 | 62 | 29 |
| 149 | 138 | 44 | 21 |
| 74 | 65 | 18 | 8 |
| 129 | 124 | 30 | 22 |
| 90 | 86 | 25 | 17 |
| 39 | 38 | 5 | 5 |
| 6,522 | 6,003 | 1,264 | 613 |
| 4,321 | 3,993 | 931 | 459 |
| 2,201 | 2,010 | 333 | 154 |
| 1,430 | 1,323 | 251 | 122 |
| 922 | 856 | 188 | 89 |
| 508 | 467 | 63 | 33 |
| 1,155 | 1,080 | 212 | 97 |
| 748 | 694 | 168 | 69 |
| 407 | 386 | 44 | 28 |
| 1,170 | 1,107 | 175 | 123 |
| 815 | 779 | 128 | 101 |
| 355 | 328 | 47 | 22 |
| 1,062 | 980 | 217 | 115 |
| 703 | 647 | 158 | 90 |
| 359 | 333 | 59 | 25 |
| 356 | 317 | 81 | 37 |
| 228 | 208 | 52 | 26 |
| 128 | 109 | 29 | 11 |

Note : 1) Based on Resident Registration Address

2) Total Number of 1st Examinees" refers to the total number of actual examinees including those classified as Normal A, Normal B, Suspected Disease or Diagnosed with Diseases

3) The total number of actual examinees classified as suspected disease was calculated by deducting the number of overlaps between cases of general suspected disease and cases of suspected hypertension or diabetes

제 Ⅲ-2 표

Ü Ü

Table Ⅲ-2

Statistics on First Diagnoses Based on Life Turning Point

| Division | | Xi X ^a Total (Number of 1st Examinees) | y Normal A | z` a Normal B(Cautionary) |
|----------------|------------|---|---------------|------------------------------|
| Namwon-si | S.T | 723 | 104 | 322 |
| | M | 368 | 34 | 150 |
| | F | 355 | 70 | 172 |
| Gimje-si | S.T | 604 | 119 | 257 |
| | M | 343 | 41 | 143 |
| | F | 261 | 78 | 114 |
| Wanju-gun | S.T | 738 | 101 | 333 |
| | M | 401 | 39 | 155 |
| | F | 337 | 62 | 178 |
| Jinan-gun | S.T | 157 | 17 | 73 |
| | M | 91 | 7 | 35 |
| | F | 66 | 10 | 38 |
| Muju-gun | S.T | 121 | 20 | 48 |
| | M | 69 | 10 | 22 |
| | F | 52 | 10 | 26 |
| Jangsu-gun | S.T | 129 | 19 | 43 |
| | M | 72 | 5 | 26 |
| | F | 57 | 14 | 17 |
| Imsil-gun | S.T | 136 | 18 | 54 |
| | M | 79 | 7 | 27 |
| | F | 57 | 11 | 27 |
| Sunchang-gun | S.T | 173 | 19 | 79 |
| | M | 93 | 5 | 31 |
| | F | 80 | 14 | 48 |
| Gochang-gun | S.T | 351 | 54 | 141 |
| | M | 185 | 20 | 63 |
| | F | 166 | 34 | 78 |
| Buan-gun | S.T | 339 | 57 | 125 |
| | M | 177 | 18 | 51 |
| | F | 162 | 39 | 74 |
| Jeonnam | S.T | 16,162 | 1,690 | 7,265 |
| | M | 8,504 | 532 | 3,170 |
| | F | 7,658 | 1,158 | 4,095 |
| Mokpo-si | S.T | 2,594 | 261 | 1,139 |
| | M | 1,290 | 91 | 428 |
| | F | 1,304 | 170 | 711 |
| Yeosu-si | S.T | 2,828 | 312 | 1,362 |
| | M | 1,527 | 71 | 641 |
| | F | 1,301 | 241 | 721 |
| Suncheon-si | S.T | 3,016 | 217 | 1,393 |
| | M | 1,477 | 55 | 580 |
| | F | 1,539 | 162 | 813 |

XX aX X
j aX `i X a X y dX z dX dX X X X
kaX X X X X . X X X X X

/&" fi. O

Health Examinations by District and Gender (Age 40) <Cont'd>

XX a
(Unit : Person)

| (Suspected disease) | | | Diagnosed with diseases |
|----------------------------|--------------------------------|--|-------------------------|
| Number of actual examinees | X General suspected disease | f X Suspected hypertension or diabetes(required 2nd Exam) | |
| 274 | 230 | 80 | 23 |
| 167 | 138 | 56 | 17 |
| 107 | 92 | 24 | 6 |
| 211 | 195 | 38 | 17 |
| 146 | 137 | 26 | 13 |
| 65 | 58 | 12 | 4 |
| 273 | 241 | 74 | 31 |
| 186 | 168 | 50 | 21 |
| 87 | 73 | 24 | 10 |
| 63 | 61 | 11 | 4 |
| 47 | 45 | 10 | 2 |
| 16 | 16 | 1 | 2 |
| 47 | 39 | 14 | 6 |
| 33 | 30 | 8 | 4 |
| 14 | 9 | 6 | 2 |
| 62 | 56 | 14 | 5 |
| 37 | 33 | 10 | 4 |
| 25 | 23 | 4 | 1 |
| 58 | 56 | 8 | 6 |
| 41 | 39 | 7 | 4 |
| 17 | 17 | 1 | 2 |
| 71 | 65 | 19 | 4 |
| 53 | 47 | 19 | 4 |
| 18 | 18 | - | - |
| 141 | 122 | 39 | 15 |
| 94 | 83 | 29 | 8 |
| 47 | 39 | 10 | 7 |
| 149 | 131 | 31 | 8 |
| 101 | 89 | 22 | 7 |
| 48 | 42 | 9 | 1 |
| 6,621 | 6,192 | 1,199 | 586 |
| 4,399 | 4,151 | 834 | 403 |
| 2,222 | 2,041 | 365 | 183 |
| 1,095 | 1,037 | 221 | 99 |
| 704 | 674 | 151 | 67 |
| 391 | 363 | 70 | 32 |
| 1,046 | 972 | 200 | 108 |
| 731 | 682 | 154 | 84 |
| 315 | 290 | 46 | 24 |
| 1,329 | 1,252 | 217 | 77 |
| 793 | 752 | 135 | 49 |
| 536 | 500 | 82 | 28 |

Note : 1) Based on Resident Registration Address

- 2) Total Number of 1st Examinees" refers to the total number of actual examinees including those classified as Normal A, Normal B, Suspected Disease or Diagnosed with Diseases
- 3) The total number of actual examinees classified as suspected disease was calculated by deducting the number of overlaps between cases of general suspected disease and cases of suspected hypertension or diabetes

제 Ⅲ-2 표

Ü Ü

Table Ⅲ-2

Statistics on First Diagnoses Based on Life Turning Point

| Division | | Xi X a Total (Number of 1st Examinees) | y Normal A | z` a Normal B(Cautionary) |
|---------------|-----|--|---------------|------------------------------|
| Naju-si | S.T | 623 | 68 | 268 |
| | M | 342 | 23 | 120 |
| | F | 281 | 45 | 148 |
| Gwangyang-si | S.T | 1,659 | 108 | 816 |
| | M | 824 | 31 | 317 |
| | F | 835 | 77 | 499 |
| Damyang-gun | S.T | 301 | 31 | 129 |
| | M | 189 | 17 | 67 |
| | F | 112 | 14 | 62 |
| Gokseong-gun | S.T | 195 | 29 | 88 |
| | M | 110 | 9 | 49 |
| | F | 85 | 20 | 39 |
| Gurye-gun | S.T | 164 | 39 | 56 |
| | M | 85 | 17 | 22 |
| | F | 79 | 22 | 34 |
| Goheung-gun | S.T | 334 | 44 | 127 |
| | M | 196 | 21 | 54 |
| | F | 138 | 23 | 73 |
| Boseong-gun | S.T | 280 | 28 | 118 |
| | M | 152 | 10 | 47 |
| | F | 128 | 18 | 71 |
| Hwasun-gun | S.T | 554 | 100 | 228 |
| | M | 284 | 26 | 99 |
| | F | 270 | 74 | 129 |
| Jangheung-gun | S.T | 215 | 39 | 84 |
| | M | 98 | 12 | 30 |
| | F | 117 | 27 | 54 |
| Gangjin-gun | S.T | 234 | 26 | 83 |
| | M | 117 | 9 | 33 |
| | F | 117 | 17 | 50 |
| Haenam-gun | S.T | 456 | 50 | 216 |
| | M | 251 | 23 | 97 |
| | F | 205 | 27 | 119 |
| Yeongam-gun | S.T | 522 | 47 | 230 |
| | M | 332 | 19 | 134 |
| | F | 190 | 28 | 96 |
| Muan-gun | S.T | 607 | 61 | 273 |
| | M | 343 | 17 | 131 |
| | F | 264 | 44 | 142 |
| Hampyeong-gun | S.T | 197 | 34 | 77 |
| | M | 113 | 12 | 35 |
| | F | 84 | 22 | 42 |

XX aX X
j aX i X a X y dX z dX dX X X X
kaX X X X X . X X X X X

/&" fi. O

Health Examinations by District and Gender (Age 40) <Cont'd>

XX a
(Unit : Person)

| (Suspected disease) | | | Diagnosed with diseases |
|----------------------------|--------------------------------|--|-------------------------|
| Number of actual examinees | X General suspected disease | f X Suspected hypertension or diabetes(required 2nd Exam) | |
| 258 | 238 | 60 | 29 |
| 179 | 171 | 43 | 20 |
| 79 | 67 | 17 | 9 |
| 681 | 645 | 95 | 54 |
| 441 | 421 | 60 | 35 |
| 240 | 224 | 35 | 19 |
| 135 | 127 | 17 | 6 |
| 101 | 95 | 13 | 4 |
| 34 | 32 | 4 | 2 |
| 66 | 62 | 15 | 12 |
| 45 | 44 | 11 | 7 |
| 21 | 18 | 4 | 5 |
| 65 | 60 | 13 | 4 |
| 44 | 43 | 7 | 2 |
| 21 | 17 | 6 | 2 |
| 149 | 133 | 40 | 14 |
| 110 | 97 | 30 | 11 |
| 39 | 36 | 10 | 3 |
| 123 | 115 | 27 | 11 |
| 89 | 84 | 19 | 6 |
| 34 | 31 | 8 | 5 |
| 208 | 190 | 30 | 18 |
| 147 | 133 | 23 | 12 |
| 61 | 57 | 7 | 6 |
| 81 | 74 | 12 | 11 |
| 49 | 45 | 8 | 7 |
| 32 | 29 | 4 | 4 |
| 117 | 109 | 27 | 8 |
| 70 | 67 | 22 | 5 |
| 47 | 42 | 5 | 3 |
| 172 | 162 | 30 | 18 |
| 119 | 112 | 22 | 12 |
| 53 | 50 | 8 | 6 |
| 228 | 206 | 41 | 17 |
| 167 | 153 | 26 | 12 |
| 61 | 53 | 15 | 5 |
| 247 | 230 | 40 | 26 |
| 179 | 171 | 30 | 16 |
| 68 | 59 | 10 | 10 |
| 81 | 75 | 14 | 5 |
| 61 | 60 | 6 | 5 |
| 20 | 15 | 8 | - |

Note : 1) Based on Resident Registration Address

2) Total Number of 1st Examinees" refers to the total number of actual examinees including those classified as Normal A, Normal B, Suspected Disease or Diagnosed with Diseases

3) The total number of actual examinees classified as suspected disease was calculated by deducting the number of overlaps between cases of general suspected disease and cases of suspected hypertension or diabetes

제 III-2 표

Ü Ü

Table III-2

Statistics on First Diagnoses Based on Life Turning Point

| Division | | Xi X a Total (Number of 1st Examinees) | y Normal A | z` a Normal B(Cautionary) |
|---------------------|------------|--|---------------|------------------------------|
| Yeonggwang-gun | S.T | 382 | 73 | 147 |
| | M | 212 | 20 | 75 |
| | F | 170 | 53 | 72 |
| Jangseong-gun | S.T | 360 | 55 | 145 |
| | M | 214 | 21 | 82 |
| | F | 146 | 34 | 63 |
| Wando-gun | S.T | 286 | 26 | 125 |
| | M | 140 | 8 | 48 |
| | F | 146 | 18 | 77 |
| Jindo-gun | S.T | 133 | 17 | 62 |
| | M | 81 | 9 | 35 |
| | F | 52 | 8 | 27 |
| Sinan-gun | S.T | 222 | 25 | 99 |
| | M | 127 | 11 | 46 |
| | F | 95 | 14 | 53 |
| Gyeongbuk | S.T | 24,564 | 2,918 | 10,759 |
| | M | 13,046 | 886 | 4,752 |
| | F | 11,518 | 2,032 | 6,007 |
| Pohang-si Nam-gu | S.T | 2,305 | 284 | 1,060 |
| | M | 1,192 | 72 | 451 |
| | F | 1,113 | 212 | 609 |
| Pohang-si Buk-gu | S.T | 2,585 | 376 | 1,184 |
| | M | 1,284 | 76 | 532 |
| | F | 1,301 | 300 | 652 |
| Gyeongju-si | S.T | 2,725 | 379 | 1,163 |
| | M | 1,497 | 118 | 534 |
| | F | 1,228 | 261 | 629 |
| Gimcheon-si | S.T | 1,150 | 110 | 531 |
| | M | 611 | 48 | 214 |
| | F | 539 | 62 | 317 |
| Andong-si | S.T | 1,440 | 106 | 627 |
| | M | 705 | 54 | 245 |
| | F | 735 | 52 | 382 |
| Gumi-si | S.T | 4,783 | 407 | 1,945 |
| | M | 2,605 | 115 | 864 |
| | F | 2,178 | 292 | 1,081 |
| Yeongju-si | S.T | 952 | 121 | 445 |
| | M | 471 | 29 | 192 |
| | F | 481 | 92 | 253 |
| Yeongcheon-si | S.T | 790 | 119 | 359 |
| | M | 421 | 26 | 188 |
| | F | 369 | 93 | 171 |

XX aX X
j aX i X a X y dX z dX dX X X X
kaX X X X X . X X X X X

/&" fi. O

Health Examinations by District and Gender (Age 40) <Cont'd>

XX a
(Unit : Person)

| (Suspected disease) | | | Diagnosed with diseases |
|----------------------------|--------------------------------|--|-------------------------|
| Number of actual examinees | X General suspected disease | f X Suspected hypertension or diabetes(required 2nd Exam) | |
| 141 | 136 | 15 | 21 |
| 103 | 100 | 12 | 14 |
| 38 | 36 | 3 | 7 |
| 144 | 131 | 28 | 16 |
| 101 | 96 | 17 | 10 |
| 43 | 35 | 11 | 6 |
| 118 | 108 | 28 | 17 |
| 70 | 62 | 21 | 14 |
| 48 | 46 | 7 | 3 |
| 46 | 45 | 6 | 8 |
| 32 | 31 | 4 | 5 |
| 14 | 14 | 2 | 3 |
| 91 | 85 | 23 | 7 |
| 64 | 58 | 20 | 6 |
| 27 | 27 | 3 | 1 |
| 9,824 | 9,089 | 1,904 | 1,063 |
| 6,609 | 6,163 | 1,410 | 799 |
| 3,215 | 2,926 | 494 | 264 |
| 853 | 777 | 203 | 108 |
| 583 | 537 | 151 | 86 |
| 270 | 240 | 52 | 22 |
| 931 | 837 | 226 | 94 |
| 602 | 550 | 161 | 74 |
| 329 | 287 | 65 | 20 |
| 1,056 | 955 | 264 | 127 |
| 747 | 678 | 209 | 98 |
| 309 | 277 | 55 | 29 |
| 468 | 433 | 73 | 41 |
| 320 | 299 | 46 | 29 |
| 148 | 134 | 27 | 12 |
| 654 | 635 | 74 | 53 |
| 369 | 357 | 59 | 37 |
| 285 | 278 | 15 | 16 |
| 2,204 | 2,092 | 305 | 227 |
| 1,453 | 1,390 | 224 | 173 |
| 751 | 702 | 81 | 54 |
| 351 | 325 | 70 | 35 |
| 227 | 217 | 45 | 23 |
| 124 | 108 | 25 | 12 |
| 285 | 252 | 67 | 27 |
| 190 | 170 | 49 | 17 |
| 95 | 82 | 18 | 10 |

Note : 1) Based on Resident Registration Address

- 2) Total Number of 1st Examinees" refers to the total number of actual examinees including those classified as Normal A, Normal B, Suspected Disease or Diagnosed with Diseases
- 3) The total number of actual examinees classified as suspected disease was calculated by deducting the number of overlaps between cases of general suspected disease and cases of suspected hypertension or diabetes

제 Ⅲ-2 표
Table Ⅲ-2

통계
Statistics on First Diagnoses Based on Life Turning Point

| Division | | Xi X a Total (Number of 1st Examinees) | y Normal A | z` a Normal B(Cautionary) |
|----------------|-----|--|---------------|------------------------------|
| Sangju-si | S.T | 740 | 141 | 310 |
| | M | 372 | 39 | 136 |
| | F | 368 | 102 | 174 |
| Mungyeong-si | S.T | 549 | 96 | 250 |
| | M | 287 | 29 | 104 |
| | F | 262 | 67 | 146 |
| Gyeongsan-si | S.T | 2,767 | 271 | 1,345 |
| | M | 1,411 | 84 | 541 |
| | F | 1,356 | 187 | 804 |
| Gunwi-gun | S.T | 130 | 20 | 63 |
| | M | 75 | 9 | 33 |
| | F | 55 | 11 | 30 |
| Uiseong-gun | S.T | 274 | 39 | 116 |
| | M | 166 | 8 | 62 |
| | F | 108 | 31 | 54 |
| Cheongsong-gun | S.T | 139 | 18 | 65 |
| | M | 75 | 5 | 28 |
| | F | 64 | 13 | 37 |
| Yeongyang-gun | S.T | 100 | 9 | 44 |
| | M | 64 | 5 | 22 |
| | F | 36 | 4 | 22 |
| Yeongdeok-gun | S.T | 168 | 22 | 73 |
| | M | 90 | 5 | 34 |
| | F | 78 | 17 | 39 |
| Cheongdo-gun | S.T | 273 | 43 | 122 |
| | M | 153 | 20 | 58 |
| | F | 120 | 23 | 64 |
| Goryeong-gun | S.T | 277 | 32 | 119 |
| | M | 170 | 17 | 62 |
| | F | 107 | 15 | 57 |
| Seongju-gun | S.T | 247 | 32 | 105 |
| | M | 137 | 16 | 44 |
| | F | 110 | 16 | 61 |
| Chilgok-gun | S.T | 1,370 | 183 | 509 |
| | M | 777 | 62 | 239 |
| | F | 593 | 121 | 270 |
| Yecheon-gun | S.T | 223 | 44 | 89 |
| | M | 136 | 21 | 47 |
| | F | 87 | 23 | 42 |
| Bonghwa-gun | S.T | 177 | 19 | 75 |
| | M | 114 | 10 | 43 |
| | F | 63 | 9 | 32 |

XX aX X
j aX i X a X y dX z dX dX X X X
kaX X X X X . X X X X X

/&" fi. O

Health Examinations by District and Gender (Age 40) <Cont'd>

XX a
(Unit : Person)

| (Suspected disease) | | | Diagnosed with diseases |
|----------------------------|--------------------------------|--|-------------------------|
| Number of actual examinees | X General suspected disease | f X Suspected hypertension or diabetes(required 2nd Exam) | |
| 258 | 241 | 55 | 31 |
| 172 | 162 | 43 | 25 |
| 86 | 79 | 12 | 6 |
| 178 | 164 | 35 | 25 |
| 132 | 121 | 29 | 22 |
| 46 | 43 | 6 | 3 |
| 1,037 | 940 | 242 | 114 |
| 710 | 648 | 177 | 76 |
| 327 | 292 | 65 | 38 |
| 40 | 39 | 2 | 7 |
| 28 | 27 | 2 | 5 |
| 12 | 12 | – | 2 |
| 110 | 105 | 31 | 9 |
| 90 | 86 | 28 | 6 |
| 20 | 19 | 3 | 3 |
| 52 | 48 | 11 | 4 |
| 39 | 35 | 10 | 3 |
| 13 | 13 | 1 | 1 |
| 40 | 34 | 10 | 7 |
| 30 | 24 | 9 | 7 |
| 10 | 10 | 1 | – |
| 62 | 59 | 10 | 11 |
| 46 | 44 | 8 | 5 |
| 16 | 15 | 2 | 6 |
| 100 | 94 | 17 | 8 |
| 67 | 67 | 9 | 8 |
| 33 | 27 | 8 | – |
| 111 | 103 | 24 | 15 |
| 80 | 75 | 16 | 11 |
| 31 | 28 | 8 | 4 |
| 99 | 86 | 23 | 11 |
| 69 | 60 | 15 | 8 |
| 30 | 26 | 8 | 3 |
| 624 | 583 | 96 | 54 |
| 432 | 405 | 73 | 44 |
| 192 | 178 | 23 | 10 |
| 78 | 78 | 10 | 12 |
| 58 | 58 | 8 | 10 |
| 20 | 20 | 2 | 2 |
| 74 | 67 | 19 | 9 |
| 54 | 51 | 13 | 7 |
| 20 | 16 | 6 | 2 |

Note : 1) Based on Resident Registration Address

2) Total Number of 1st Examinees” refers to the total number of actual examinees including those classified as Normal A, Normal B, Suspected Disease or Diagnosed with Diseases

3) The total number of actual examinees classified as suspected disease was calculated by deducting the number of overlaps between cases of general suspected disease and cases of suspected hypertension or diabetes

제 Ⅲ-2 표

Ü Ü

Table Ⅲ-2

Statistics on First Diagnoses Based on Life Turning Point

| Division | | Xi X a Total (Number of 1st Examinees) | y Normal A | z` a Normal B(Cautionary) |
|----------------|-----|--|---------------|------------------------------|
| Uljin-gun | S.T | 335 | 41 | 129 |
| | M | 192 | 17 | 61 |
| | F | 143 | 24 | 68 |
| Ulleung-gun | S.T | 65 | 6 | 31 |
| | M | 41 | 1 | 18 |
| | F | 24 | 5 | 13 |
| Gyeongnam | S.T | 33,917 | 4,703 | 15,014 |
| | M | 17,989 | 1,371 | 6,926 |
| | F | 15,928 | 3,332 | 8,088 |
| Changwon-si | S.T | 2,507 | 304 | 1,120 |
| | M | 1,260 | 98 | 485 |
| | F | 1,247 | 206 | 635 |
| Uichang-gu | S.T | 2,820 | 307 | 1,376 |
| | M | 1,448 | 107 | 606 |
| | F | 1,372 | 200 | 770 |
| Seongsan-gu | S.T | 1,458 | 200 | 647 |
| | M | 741 | 48 | 257 |
| | F | 717 | 152 | 390 |
| Changwon-si | S.T | 2,041 | 320 | 900 |
| | M | 1,023 | 87 | 389 |
| | F | 1,018 | 233 | 511 |
| MasanHoewon-gu | S.T | 2,193 | 315 | 962 |
| | M | 1,280 | 120 | 485 |
| | F | 913 | 195 | 477 |
| Jinhae-gu | S.T | 3,439 | 631 | 1,362 |
| | M | 1,681 | 177 | 560 |
| | F | 1,758 | 454 | 802 |
| Tongyeong-si | S.T | 1,239 | 175 | 556 |
| | M | 686 | 51 | 296 |
| | F | 553 | 124 | 260 |
| Sacheon-si | S.T | 1,160 | 176 | 493 |
| | M | 670 | 53 | 268 |
| | F | 490 | 123 | 225 |
| Gimhae-si | S.T | 6,584 | 1,044 | 2,826 |
| | M | 3,301 | 284 | 1,178 |
| | F | 3,283 | 760 | 1,648 |
| Miryang-si | S.T | 751 | 106 | 313 |
| | M | 383 | 32 | 120 |
| | F | 368 | 74 | 193 |
| Geoje-si | S.T | 3,235 | 250 | 1,594 |
| | M | 2,090 | 98 | 987 |
| | F | 1,145 | 152 | 607 |

XX aX X
j aX i X a X y dX z dX dX X X X
kaX X X X X . X X X X X

/&" fi. O

Health Examinations by District and Gender (Age 40) <Cont'd>

XX a
(Unit : Person)

| (Suspected disease) | | | Diagnosed with diseases |
|----------------------------|--------------------------------|--|-------------------------|
| Number of actual examinees | X General suspected disease | f X Suspected hypertension or diabetes(required 2nd Exam) | |
| 137 | 122 | 35 | 28 |
| 94 | 86 | 25 | 20 |
| 43 | 36 | 10 | 8 |
| 22 | 20 | 2 | 6 |
| 17 | 16 | 1 | 5 |
| 5 | 4 | 1 | 1 |
| 12,726 | 11,725 | 2,513 | 1,474 |
| 8,549 | 7,914 | 1,852 | 1,143 |
| 4,177 | 3,811 | 661 | 331 |
| 981 | 894 | 206 | 102 |
| 600 | 551 | 146 | 77 |
| 381 | 343 | 60 | 25 |
| 1,035 | 978 | 171 | 102 |
| 652 | 614 | 132 | 83 |
| 383 | 364 | 39 | 19 |
| 555 | 513 | 102 | 56 |
| 385 | 357 | 75 | 51 |
| 170 | 156 | 27 | 5 |
| 715 | 656 | 124 | 106 |
| 469 | 431 | 93 | 78 |
| 246 | 225 | 31 | 28 |
| 811 | 743 | 151 | 105 |
| 588 | 538 | 116 | 87 |
| 223 | 205 | 35 | 18 |
| 1,340 | 1,247 | 242 | 106 |
| 869 | 816 | 173 | 75 |
| 471 | 431 | 69 | 31 |
| 459 | 417 | 99 | 49 |
| 305 | 279 | 75 | 34 |
| 154 | 138 | 24 | 15 |
| 442 | 401 | 105 | 49 |
| 309 | 283 | 77 | 40 |
| 133 | 118 | 28 | 9 |
| 2,456 | 2,288 | 426 | 258 |
| 1,653 | 1,553 | 318 | 186 |
| 803 | 735 | 108 | 72 |
| 297 | 272 | 66 | 35 |
| 210 | 197 | 44 | 21 |
| 87 | 75 | 22 | 14 |
| 1,131 | 1,012 | 285 | 260 |
| 776 | 689 | 213 | 229 |
| 355 | 323 | 72 | 31 |

Note : 1) Based on Resident Registration Address

- 2) Total Number of 1st Examinees" refers to the total number of actual examinees including those classified as Normal A, Normal B, Suspected Disease or Diagnosed with Diseases
- 3) The total number of actual examinees classified as suspected disease was calculated by deducting the number of overlaps between cases of general suspected disease and cases of suspected hypertension or diabetes

제 Ⅲ-2 표

Ü Ü

Table Ⅲ-2

Statistics on First Diagnoses Based on Life Turning Point

| Division | | Xi X a Total (Number of 1st Examinees) | y Normal A | z` a Normal B(Cautionary) |
|-----------------|-----|--|---------------|------------------------------|
| Yangsan-si | S.T | 3,291 | 397 | 1,542 |
| | M | 1,670 | 73 | 666 |
| | F | 1,621 | 324 | 876 |
| Uiryeong-gun | S.T | 144 | 20 | 63 |
| | M | 72 | 5 | 26 |
| | F | 72 | 15 | 37 |
| Haman-gun | S.T | 606 | 109 | 248 |
| | M | 329 | 28 | 125 |
| | F | 277 | 81 | 123 |
| Changnyeong-gun | S.T | 323 | 50 | 129 |
| | M | 172 | 12 | 55 |
| | F | 151 | 38 | 74 |
| Goseong-gun | S.T | 415 | 48 | 180 |
| | M | 240 | 18 | 86 |
| | F | 175 | 30 | 94 |
| Namhae-gun | S.T | 290 | 44 | 97 |
| | M | 172 | 14 | 49 |
| | F | 118 | 30 | 48 |
| Hadong-gun | S.T | 307 | 42 | 124 |
| | M | 179 | 13 | 70 |
| | F | 128 | 29 | 54 |
| Sancheong-gun | S.T | 197 | 35 | 80 |
| | M | 117 | 12 | 40 |
| | F | 80 | 23 | 40 |
| Hamyang-gun | S.T | 241 | 45 | 88 |
| | M | 116 | 14 | 43 |
| | F | 125 | 31 | 45 |
| Geochang-gun | S.T | 421 | 53 | 199 |
| | M | 208 | 18 | 75 |
| | F | 213 | 35 | 124 |
| Hapcheon-gun | S.T | 255 | 32 | 115 |
| | M | 151 | 9 | 60 |
| | F | 104 | 23 | 55 |
| Jeju | S.T | 5,439 | 832 | 2,255 |
| | M | 2,599 | 209 | 838 |
| | F | 2,840 | 623 | 1,417 |
| Jeju-si | S.T | 4,241 | 653 | 1,781 |
| | M | 1,983 | 155 | 655 |
| | F | 2,258 | 498 | 1,126 |
| Seogwipo-si | S.T | 1,198 | 179 | 474 |
| | M | 616 | 54 | 183 |
| | F | 582 | 125 | 291 |

XX aX X
j aX i X a X y dX z dX dX X X X
kaX X X X X X . X X X X X

/&" fi. O

Health Examinations by District and Gender (Age 40) <Cont'd>

XX a
(Unit : Person)

| (Suspected disease) | | | Diagnosed with diseases |
|----------------------------|---------------------------|---|-------------------------|
| Number of actual examinees | General suspected disease | Suspected hypertension or diabetes(required 2nd Exam) | |
| 1,248 | 1,155 | 258 | 104 |
| 851 | 795 | 186 | 80 |
| 397 | 360 | 72 | 24 |
| 54 | 49 | 12 | 7 |
| 35 | 33 | 7 | 6 |
| 19 | 16 | 5 | 1 |
| 222 | 208 | 37 | 27 |
| 156 | 146 | 28 | 20 |
| 66 | 62 | 9 | 7 |
| 136 | 122 | 29 | 8 |
| 97 | 89 | 20 | 8 |
| 39 | 33 | 9 | - |
| 165 | 154 | 31 | 22 |
| 119 | 113 | 22 | 17 |
| 46 | 41 | 9 | 5 |
| 132 | 120 | 36 | 17 |
| 99 | 90 | 30 | 10 |
| 33 | 30 | 6 | 7 |
| 130 | 114 | 37 | 11 |
| 88 | 76 | 27 | 8 |
| 42 | 38 | 10 | 3 |
| 77 | 68 | 23 | 5 |
| 62 | 54 | 19 | 3 |
| 15 | 14 | 4 | 2 |
| 95 | 83 | 29 | 13 |
| 51 | 44 | 18 | 8 |
| 44 | 39 | 11 | 5 |
| 151 | 142 | 30 | 18 |
| 104 | 99 | 21 | 11 |
| 47 | 43 | 9 | 7 |
| 94 | 89 | 14 | 14 |
| 71 | 67 | 12 | 11 |
| 23 | 22 | 2 | 3 |
| 2,120 | 1,969 | 500 | 232 |
| 1,377 | 1,281 | 385 | 175 |
| 743 | 688 | 115 | 57 |
| 1,631 | 1,527 | 352 | 176 |
| 1,042 | 977 | 267 | 131 |
| 589 | 550 | 85 | 45 |
| 489 | 442 | 148 | 56 |
| 335 | 304 | 118 | 44 |
| 154 | 138 | 30 | 12 |

Note : 1) Based on Resident Registration Address

2) Total Number of 1st Examinees" refers to the total number of actual examinees including those classified as Normal A, Normal B, Suspected Disease or Diagnosed with Diseases

3) The total number of actual examinees classified as suspected disease was calculated by deducting the number of overlaps between cases of general suspected disease and cases of suspected hypertension or diabetes

제 Ⅲ-3 표
Table Ⅲ-3

통 계 통 계
Statistics on First Diagnoses Based on Life Turning Point

| Division | | Xi X a Total (Number of 1st Examinees) | y Normal A | z` a Normal B(Cautionary) |
|----------|-----|--|---------------|------------------------------|
| Total | | 243,707 | 4,928 | 44,133 |
| M | | 114,582 | 3,842 | 25,439 |
| F | | 129,125 | 1,086 | 18,694 |
| Seoul | S.T | 51,976 | 897 | 9,247 |
| | M | 23,913 | 693 | 5,163 |
| | F | 28,063 | 204 | 4,084 |
| Busan | S.T | 20,151 | 458 | 4,280 |
| | M | 9,633 | 369 | 2,500 |
| | F | 10,518 | 89 | 1,780 |
| Daegu | S.T | 10,847 | 234 | 2,063 |
| | M | 5,014 | 182 | 1,181 |
| | F | 5,833 | 52 | 882 |
| Incheon | S.T | 11,863 | 176 | 1,877 |
| | M | 5,564 | 145 | 1,085 |
| | F | 6,299 | 31 | 792 |
| Gwangju | S.T | 6,664 | 206 | 1,232 |
| | M | 3,161 | 160 | 686 |
| | F | 3,503 | 46 | 546 |
| Daejeon | S.T | 6,401 | 108 | 1,251 |
| | M | 3,080 | 89 | 725 |
| | F | 3,321 | 19 | 526 |
| Ulsan | S.T | 3,734 | 87 | 776 |
| | M | 1,880 | 72 | 490 |
| | F | 1,854 | 15 | 286 |
| Sejong | S.T | 501 | 12 | 79 |
| | M | 252 | 8 | 50 |
| | F | 249 | 4 | 29 |
| Gyeonggi | S.T | 48,539 | 846 | 8,339 |
| | M | 22,654 | 672 | 4,800 |
| | F | 25,885 | 174 | 3,539 |
| Gangwon | S.T | 9,484 | 204 | 1,436 |
| | M | 4,514 | 162 | 828 |
| | F | 4,970 | 42 | 608 |
| Chungbuk | S.T | 7,766 | 162 | 1,279 |
| | M | 3,691 | 119 | 779 |
| | F | 4,075 | 43 | 500 |
| Chungnam | S.T | 9,949 | 217 | 1,685 |
| | M | 4,841 | 151 | 1,014 |
| | F | 5,108 | 66 | 671 |
| Jeonbuk | S.T | 11,633 | 273 | 2,368 |
| | M | 5,518 | 214 | 1,388 |
| | F | 6,115 | 59 | 980 |
| Jeonnam | S.T | 12,785 | 260 | 2,345 |
| | M | 5,978 | 179 | 1,306 |
| | F | 6,807 | 81 | 1,039 |

XX aX X
j aX i X a X y dX z dX dX X X X
kaX X X X X X . X X X X X

/((fi

Health Examinations by District and Gender (Age 66)

XX a
(Unit : Person)

| (Suspected disease) | | | Diagnosed with diseases |
|----------------------------|--------------------------------|--|-------------------------|
| Number of actual examinees | X General suspected disease | f X Suspected hypertension or diabetes(required 2nd Exam) | |
| 92,307 | 84,617 | 22,590 | 102,339 |
| 38,079 | 32,993 | 12,227 | 47,222 |
| 54,228 | 51,624 | 10,363 | 55,117 |
| 18,860 | 17,297 | 4,663 | 22,972 |
| 7,486 | 6,466 | 2,477 | 10,571 |
| 11,374 | 10,831 | 2,186 | 12,401 |
| 8,304 | 7,685 | 1,769 | 7,109 |
| 3,398 | 2,999 | 941 | 3,366 |
| 4,906 | 4,686 | 828 | 3,743 |
| 4,613 | 4,259 | 1,090 | 3,937 |
| 1,833 | 1,602 | 580 | 1,818 |
| 2,780 | 2,657 | 510 | 2,119 |
| 4,193 | 3,780 | 1,101 | 5,617 |
| 1,780 | 1,503 | 618 | 2,554 |
| 2,413 | 2,277 | 483 | 3,063 |
| 2,469 | 2,270 | 558 | 2,757 |
| 995 | 857 | 311 | 1,320 |
| 1,474 | 1,413 | 247 | 1,437 |
| 2,331 | 2,152 | 478 | 2,711 |
| 955 | 831 | 256 | 1,311 |
| 1,376 | 1,321 | 222 | 1,400 |
| 1,372 | 1,232 | 364 | 1,499 |
| 598 | 506 | 206 | 720 |
| 774 | 726 | 158 | 779 |
| 186 | 168 | 55 | 224 |
| 81 | 68 | 31 | 113 |
| 105 | 100 | 24 | 111 |
| 17,705 | 16,214 | 4,461 | 21,649 |
| 7,316 | 6,282 | 2,514 | 9,866 |
| 10,389 | 9,932 | 1,947 | 11,783 |
| 3,262 | 2,939 | 953 | 4,582 |
| 1,406 | 1,206 | 497 | 2,118 |
| 1,856 | 1,733 | 456 | 2,464 |
| 2,962 | 2,709 | 825 | 3,363 |
| 1,290 | 1,137 | 445 | 1,503 |
| 1,672 | 1,572 | 380 | 1,860 |
| 3,852 | 3,502 | 1,077 | 4,195 |
| 1,771 | 1,527 | 597 | 1,905 |
| 2,081 | 1,975 | 480 | 2,290 |
| 4,776 | 4,407 | 1,007 | 4,216 |
| 1,946 | 1,700 | 550 | 1,970 |
| 2,830 | 2,707 | 457 | 2,246 |
| 4,703 | 4,290 | 1,244 | 5,477 |
| 1,981 | 1,714 | 647 | 2,512 |
| 2,722 | 2,576 | 597 | 2,965 |

Note : 1) Based on Resident Registration Address

2) Total Number of 1st Examinees" refers to the total number of actual examinees including those classified as Normal A, Normal B, Suspected Disease or Diagnosed with Diseases

3) The total number of actual examinees classified as suspected disease was calculated by deducting the number of overlaps between cases of general suspected disease and cases of suspected hypertension or diabetes

Table Ⅲ-3

Statistics on First Diagnoses Based on Life Turning Point

| Division | | Xi X a Total (Number of 1st Examinees) | y Normal A | z` a Normal B(Cautionary) |
|---------------|-----|--|---------------|------------------------------|
| Gyeongbuk | S.T | 13,675 | 313 | 2,541 |
| | M | 6,494 | 255 | 1,557 |
| | F | 7,181 | 58 | 984 |
| Gyeongnam | S.T | 14,829 | 372 | 2,809 |
| | M | 7,049 | 295 | 1,641 |
| | F | 7,780 | 77 | 1,168 |
| Jeju | S.T | 2,910 | 103 | 526 |
| | M | 1,346 | 77 | 246 |
| | F | 1,564 | 26 | 280 |
| Seoul | S.T | 51,976 | 897 | 9,247 |
| | M | 23,913 | 693 | 5,163 |
| | F | 28,063 | 204 | 4,084 |
| Jongno-gu | S.T | 843 | 8 | 162 |
| | M | 367 | 6 | 85 |
| | F | 476 | 2 | 77 |
| Jung-gu | S.T | 734 | 11 | 117 |
| | M | 299 | 7 | 72 |
| | F | 435 | 4 | 45 |
| Yongsan-gu | S.T | 1,117 | 13 | 229 |
| | M | 442 | 8 | 109 |
| | F | 675 | 5 | 120 |
| Seongdong-gu | S.T | 1,580 | 23 | 230 |
| | M | 697 | 18 | 125 |
| | F | 883 | 5 | 105 |
| Gwangjin-gu | S.T | 1,762 | 23 | 341 |
| | M | 842 | 20 | 212 |
| | F | 920 | 3 | 129 |
| Dongdaemun-gu | S.T | 2,114 | 25 | 308 |
| | M | 982 | 21 | 163 |
| | F | 1,132 | 4 | 145 |
| Jungnang-gu | S.T | 2,337 | 37 | 373 |
| | M | 1,100 | 27 | 212 |
| | F | 1,237 | 10 | 161 |
| Seongbuk-gu | S.T | 2,606 | 44 | 422 |
| | M | 1,135 | 27 | 214 |
| | F | 1,471 | 17 | 208 |
| Gangbuk-gu | S.T | 2,085 | 27 | 342 |
| | M | 918 | 24 | 186 |
| | F | 1,167 | 3 | 156 |
| Dobong-gu | S.T | 1,943 | 40 | 300 |
| | M | 904 | 29 | 181 |
| | F | 1,039 | 11 | 119 |
| Nowon-gu | S.T | 2,582 | 46 | 475 |
| | M | 1,129 | 34 | 241 |
| | F | 1,453 | 12 | 234 |

XX aX X
j aX `i X a X y dX z dX dX X X X
kaX X X X X X . X X X X X

/((fi. O

Health Examinations by District and Gender (Age 66) <Cont'd>

(Unit : Person)

| (Suspected disease) | | | Diagnosed with diseases |
|----------------------------|---------------------------|---|-------------------------|
| Number of actual examinees | General suspected disease | Suspected hypertension or diabetes(required 2nd Exam) | |
| 5,379 | 4,931 | 1,289 | 5,442 |
| 2,215 | 1,918 | 687 | 2,467 |
| 3,164 | 3,013 | 602 | 2,975 |
| 6,208 | 5,769 | 1,317 | 5,440 |
| 2,577 | 2,290 | 698 | 2,536 |
| 3,631 | 3,479 | 619 | 2,904 |
| 1,132 | 1,013 | 339 | 1,149 |
| 451 | 387 | 172 | 572 |
| 681 | 626 | 167 | 577 |
| 18,860 | 17,297 | 4,663 | 22,972 |
| 7,486 | 6,466 | 2,477 | 10,571 |
| 11,374 | 10,831 | 2,186 | 12,401 |
| 296 | 271 | 67 | 377 |
| 119 | 105 | 35 | 157 |
| 177 | 166 | 32 | 220 |
| 305 | 291 | 63 | 301 |
| 92 | 87 | 25 | 128 |
| 213 | 204 | 38 | 173 |
| 371 | 342 | 86 | 504 |
| 120 | 105 | 38 | 205 |
| 251 | 237 | 48 | 299 |
| 584 | 540 | 154 | 743 |
| 219 | 191 | 79 | 335 |
| 365 | 349 | 75 | 408 |
| 636 | 576 | 154 | 762 |
| 269 | 229 | 86 | 341 |
| 367 | 347 | 68 | 421 |
| 790 | 724 | 189 | 991 |
| 330 | 285 | 110 | 468 |
| 460 | 439 | 79 | 523 |
| 880 | 817 | 197 | 1,047 |
| 377 | 328 | 112 | 484 |
| 503 | 489 | 85 | 563 |
| 944 | 874 | 255 | 1,196 |
| 374 | 327 | 125 | 520 |
| 570 | 547 | 130 | 676 |
| 760 | 693 | 184 | 956 |
| 278 | 238 | 89 | 430 |
| 482 | 455 | 95 | 526 |
| 802 | 762 | 176 | 801 |
| 328 | 303 | 90 | 366 |
| 474 | 459 | 86 | 435 |
| 896 | 835 | 199 | 1,165 |
| 347 | 312 | 96 | 507 |
| 549 | 523 | 103 | 658 |

Note : 1) Based on Resident Registration Address

2) Total Number of 1st Examinees" refers to the total number of actual examinees including those classified as Normal A, Normal B, Suspected Disease or Diagnosed with Diseases

3) The total number of actual examinees classified as suspected disease was calculated by deducting the number of overlaps between cases of general suspected disease and cases of suspected hypertension or diabetes

제 III-3 표

Table III-3

Ü Ü

Statistics on First Diagnoses Based on Life Turning Point

| | | | | |
|--------------|-----|-------|----|-----|
| Eunpyeong-gu | S.T | 2,739 | 51 | 524 |
| | M | 1,194 | 39 | 301 |
| | F | 1,545 | 12 | 223 |
| Seodaemun-gu | S.T | 1,766 | 33 | 259 |
| | M | 766 | 23 | 135 |
| | F | 1,000 | 10 | 124 |
| Mapo-gu | S.T | 1,864 | 37 | 263 |
| | M | 799 | 28 | 149 |
| | F | 1,065 | 9 | 114 |
| | S.T | 2,098 | 43 | 364 |

/((fi. O

Health Examinations by District and Gender (Age 66) <Cont'd>

XX a
(Unit : Person)

| (Suspected disease) | | | Diagnosed with diseases |
|----------------------------|---------------------------|---|-------------------------|
| Number of actual examinees | General suspected disease | Suspected hypertension or diabetes(required 2nd Exam) | |
| 978 | 892 | 252 | 1,186 |
| 344 | 281 | 133 | 510 |
| 634 | 611 | 119 | 676 |
| 592 | 534 | 192 | 882 |
| 218 | 181 | 89 | 390 |
| 374 | 353 | 103 | 492 |
| 665 | 614 | 168 | 899 |
| 244 | 213 | 87 | 378 |
| 421 | 401 | 81 | 521 |
| 753 | 694 | 170 | 938 |
| 313 | 271 | 95 | 459 |
| 440 | 423 | 75 | 479 |
| 887 | 799 | 230 | 1,312 |
| 398 | 332 | 140 | 654 |
| 489 | 467 | 90 | 658 |
| 840 | 754 | 225 | 1,043 |
| 346 | 291 | 120 | 520 |
| 494 | 463 | 105 | 523 |
| 498 | 445 | 123 | 567 |
| 209 | 175 | 71 | 258 |
| 289 | 270 | 52 | 309 |
| 777 | 713 | 184 | 911 |
| 310 | 272 | 92 | 440 |
| 467 | 441 | 92 | 471 |
| 758 | 665 | 230 | 984 |
| 281 | 222 | 121 | 432 |
| 477 | 443 | 109 | 552 |
| 993 | 931 | 231 | 1,254 |
| 354 | 318 | 117 | 545 |
| 639 | 613 | 114 | 709 |
| 817 | 762 | 184 | 788 |
| 339 | 304 | 103 | 393 |
| 478 | 458 | 81 | 395 |
| 968 | 892 | 218 | 1,032 |
| 376 | 329 | 115 | 489 |
| 592 | 563 | 103 | 543 |
| 1,121 | 1,011 | 290 | 1,282 |
| 481 | 402 | 169 | 623 |
| 640 | 609 | 121 | 659 |
| 949 | 866 | 242 | 1,051 |
| 420 | 365 | 140 | 539 |
| 529 | 501 | 102 | 512 |
| 8,304 | 7,685 | 1,769 | 7,109 |
| 3,398 | 2,999 | 941 | 3,366 |
| 4,906 | 4,686 | 828 | 3,743 |

Note : 1) Based on Resident Registration Address

2) Total Number of 1st Examinees" refers to the total number of actual examinees including those classified as Normal A, Normal B, Suspected Disease or Diagnosed with Diseases

3) The total number of actual examinees classified as suspected disease was calculated by deducting the number of overlaps between cases of general suspected disease and cases of suspected hypertension or diabetes

| | | | | |
|--------------|-----|-------|----|-----|
| Jung-gu | S.T | 368 | 6 | 54 |
| | M | 163 | 5 | 29 |
| | F | 205 | 1 | 25 |
| Seo-gu | S.T | 857 | 13 | 127 |
| | M | 398 | 11 | 81 |
| | F | 459 | 2 | 46 |
| Dong-gu | S.T | 710 | 19 | 118 |
| | M | 334 | 17 | 74 |
| | F | 376 | 2 | 44 |
| Yeongdo-gu | S.T | 1,092 | 18 | 189 |
| | M | 489 | 14 | 104 |
| | F | 603 | 4 | 85 |
| Busanjin-gu | S.T | 2,244 | 55 | 412 |
| | M | 1,010 | 42 | 228 |
| | F | 1,234 | 13 | 184 |
| Dongnae-gu | S.T | 1,621 | 49 | 449 |
| | M | 815 | 44 | 264 |
| | F | 806 | 5 | 185 |
| Nam-gu | S.T | 1,846 | 53 | 363 |
| | M | 874 | 42 | 216 |
| | F | 972 | 11 | 147 |
| Buk-gu | S.T | 1,356 | 20 | 328 |
| | M | 659 | 14 | 190 |
| | F | 697 | 6 | 138 |
| Haeundae-gu | S.T | 2,045 | 45 | 488 |
| | M | 952 | 34 | 263 |
| | F | 1,093 | 11 | 225 |
| Saha-gu | S.T | 1,735 | 37 | 355 |
| | M | 882 | 29 | 208 |
| | F | 853 | 8 | 147 |
| Geumjeong-gu | S.T | 1,501 | 26 | 360 |
| | M | 684 | 22 | 210 |
| | F | 817 | 4 | 150 |
| Gangseo-gu | S.T | 392 | 12 | 81 |
| | M | 205 | 11 | 49 |
| | F | 187 | 1 | 32 |
| Yeonje-gu | S.T | 1,300 | 30 | 327 |
| | M | 659 | | |

/((fi. O

Health Examinations by District and Gender (Age 66) <Cont'd>

XX a
(Unit : Person)

| (Suspected disease) | | | Diagnosed with diseases |
|----------------------------|--------------------------------|--|-------------------------|
| Number of actual examinees | X General suspected disease | f X Suspected hypertension or diabetes(required 2nd Exam) | |
| 116 | 106 | 35 | 192 |
| 41 | 33 | 18 | 88 |
| 75 | 73 | 17 | 104 |
| 346 | 310 | 100 | 371 |
| 151 | 129 | 44 | 155 |
| 195 | 181 | 56 | 216 |
| 263 | 244 | 60 | 310 |
| 103 | 88 | 35 | 140 |
| 160 | 156 | 25 | 170 |
| 388 | 344 | 105 | 497 |
| 161 | 133 | 60 | 210 |
| 227 | 211 | 45 | 287 |
| 904 | 837 | 209 | 873 |
| 343 | 304 | 102 | 397 |
| 561 | 533 | 107 | 476 |
| 764 | 719 | 126 | 359 |
| 326 | 296 | 69 | 181 |
| 438 | 423 | 57 | 178 |
| 709 | 666 | 131 | 721 |
| 275 | 244 | 75 | 341 |
| 434 | 422 | 56 | 380 |
| 620 | 577 | 124 | 388 |
| 251 | 225 | 62 | 204 |
| 369 | 352 | 62 | 184 |
| 867 | 799 | 174 | 645 |
| 347 | 300 | 101 | 308 |
| 520 | 499 | 73 | 337 |
| 639 | 575 | 159 | 704 |
| 274 | 237 | 89 | 371 |
| 365 | 338 | 70 | 333 |
| 721 | 678 | 134 | 394 |
| 275 | 249 | 67 | 177 |
| 446 | 429 | 67 | 217 |
| 168 | 153 | 39 | 131 |
| 77 | 69 | 20 | 68 |
| 91 | 84 | 19 | 63 |
| 569 | 533 | 112 | 374 |
| 244 | 217 | 60 | 193 |
| 325 | 316 | 52 | 181 |
| 499 | 470 | 80 | 484 |
| 219 | 200 | 43 | 231 |
| 280 | 270 | 37 | 253 |
| 500 | 461 | 130 | 490 |
| 218 | 192 | 67 | 223 |
| 282 | 269 | 63 | 267 |

Note : 1) Based on Resident Registration Address

2) Total Number of 1st Examinees" refers to the total number of actual examinees including those classified as Normal A, Normal B, Suspected Disease or Diagnosed with Diseases

3) The total number of actual examinees classified as suspected disease was calculated by deducting the number of overlaps between cases of general suspected disease and cases of suspected hypertension or diabetes

Table III-3

Statistics on First Diagnoses Based on Life Turning Point

| Division | | Xi X a Total (Number of 1st Examinees) | y Normal A | z` a Normal B(Cautionary) |
|--------------|-----|--|---------------|------------------------------|
| Gijang-gun | S.T | 531 | 14 | 110 |
| | M | 249 | 11 | 66 |
| | F | 282 | 3 | 44 |
| Daegu | S.T | 10,847 | 234 | 2,063 |
| | M | 5,014 | 182 | 1,181 |
| | F | 5,833 | 52 | 882 |
| Jung-gu | S.T | 474 | 12 | 96 |
| | M | 197 | 8 | 53 |
| | F | 277 | 4 | 43 |
| Dong-gu | S.T | 1,903 | 41 | 312 |
| | M | 852 | 36 | 169 |
| | F | 1,051 | 5 | 143 |
| Seo-gu | S.T | 1,153 | 13 | 220 |
| | M | 527 | 9 | 125 |
| | F | 626 | 4 | 95 |
| Nam-gu | S.T | 951 | 22 | 184 |
| | M | 416 | 17 | 110 |
| | F | 535 | 5 | 74 |
| Buk-gu | S.T | 1,731 | 32 | 325 |
| | M | 805 | 25 | 195 |
| | F | 926 | 7 | 130 |
| Suseong-gu | S.T | 1,842 | 42 | 375 |
| | M | 860 | 35 | 208 |
| | F | 982 | 7 | 167 |
| Dalseo-gu | S.T | 2,163 | 56 | 447 |
| | M | 1,056 | 41 | 257 |
| | F | 1,107 | 15 | 190 |
| Dalseong-gun | S.T | 630 | 16 | 104 |
| | M | 301 | 11 | 64 |
| | F | 329 | 5 | 40 |
| Incheon | S.T | 11,863 | 176 | 1,877 |
| | M | 5,564 | 145 | 1,085 |
| | F | 6,299 | 31 | 792 |
| Jung-gu | S.T | 531 | 4 | 65 |
| | M | 254 | 4 | 40 |
| | F | 277 | - | 25 |
| Dong-gu | S.T | 508 | 7 | 68 |
| | M | 221 | 6 | 38 |
| | F | 287 | 1 | 30 |
| Nam-gu | S.T | 2,328 | 30 | 338 |
| | M | 1,079 | 24 | 191 |
| | F | 1,249 | 6 | 147 |
| Yeonsu-gu | S.T | 915 | 18 | 140 |
| | M | 450 | 15 | 88 |
| | F | 465 | 3 | 52 |

XX aX X
j aX `i X a X y dX z dX dX X X X
kaX X X X X X . X X X X X

/((fi. O

Health Examinations by District and Gender (Age 66) <Cont'd>

(Unit : Person)

| (Suspected disease) | | | Diagnosed with diseases |
|----------------------------|---------------------------|---|-------------------------|
| Number of actual examinees | General suspected disease | Suspected hypertension or diabetes(required 2nd Exam) | |
| 231 | 213 | 51 | 176 |
| 93 | 83 | 29 | 79 |
| 138 | 130 | 22 | 97 |
| 4,613 | 4,259 | 1,090 | 3,937 |
| 1,833 | 1,602 | 580 | 1,818 |
| 2,780 | 2,657 | 510 | 2,119 |
| 192 | 174 | 52 | 174 |
| 69 | 57 | 28 | 67 |
| 123 | 117 | 24 | 107 |
| 889 | 819 | 227 | 661 |
| 359 | 314 | 114 | 288 |
| 530 | 505 | 113 | 373 |
| 510 | 462 | 135 | 410 |
| 213 | 180 | 70 | 180 |
| 297 | 282 | 65 | 230 |
| 444 | 415 | 96 | 301 |
| 154 | 135 | 50 | 135 |
| 290 | 280 | 46 | 166 |
| 646 | 598 | 138 | 728 |
| 246 | 222 | 74 | 339 |
| 400 | 376 | 64 | 389 |
| 780 | 723 | 177 | 645 |
| 320 | 281 | 93 | 297 |
| 460 | 442 | 84 | 348 |
| 897 | 837 | 195 | 763 |
| 376 | 332 | 118 | 382 |
| 521 | 505 | 77 | 381 |
| 255 | 231 | 70 | 255 |
| 96 | 81 | 33 | 130 |
| 159 | 150 | 37 | 125 |
| 4,193 | 3,780 | 1,101 | 5,617 |
| 1,780 | 1,503 | 618 | 2,554 |
| 2,413 | 2,277 | 483 | 3,063 |
| 191 | 178 | 52 | 271 |
| 72 | 64 | 26 | 138 |
| 119 | 114 | 26 | 133 |
| 178 | 164 | 46 | 255 |
| 75 | 64 | 22 | 102 |
| 103 | 100 | 24 | 153 |
| 770 | 681 | 249 | 1,190 |
| 325 | 269 | 132 | 539 |
| 445 | 412 | 117 | 651 |
| 311 | 286 | 62 | 446 |
| 126 | 111 | 37 | 221 |
| 185 | 175 | 25 | 225 |

Note : 1) Based on Resident Registration Address

2) Total Number of 1st Examinees" refers to the total number of actual examinees including those classified as Normal A, Normal B, Suspected Disease or Diagnosed with Diseases

3) The total number of actual examinees classified as suspected disease was calculated by deducting the number of overlaps between cases of general suspected disease and cases of suspected hypertension or diabetes

Table III-3

Statistics on First Diagnoses Based on Life Turning Point

| Division | | Xi X a Total (Number of 1st Examinees) | y Normal A | z` a Normal B(Cautionary) |
|----------------|------------|--|---------------|------------------------------|
| Namdong-gu | S.T | 2,000 | 36 | 325 |
| | M | 961 | 30 | 180 |
| | F | 1,039 | 6 | 145 |
| Bupyeong-gu | S.T | 2,251 | 40 | 400 |
| | M | 1,031 | 36 | 246 |
| | F | 1,220 | 4 | 154 |
| Gyeyang-gu | S.T | 1,071 | 13 | 178 |
| | M | 515 | 12 | 103 |
| | F | 556 | 1 | 75 |
| Seo-gu | S.T | 1,410 | 20 | 219 |
| | M | 667 | 12 | 124 |
| | F | 743 | 8 | 95 |
| Ganghwa-gun | S.T | 667 | 7 | 120 |
| | M | 307 | 6 | 61 |
| | F | 360 | 1 | 59 |
| Ongjin-gun | S.T | 182 | 1 | 24 |
| | M | 79 | - | 14 |
| | F | 103 | 1 | 10 |
| Gwangju | S.T | 6,664 | 206 | 1,232 |
| | M | 3,161 | 160 | 686 |
| | F | 3,503 | 46 | 546 |
| Dong-gu | S.T | 752 | 33 | 139 |
| | M | 299 | 19 | 69 |
| | F | 453 | 14 | 70 |
| Seo-gu | S.T | 1,372 | 50 | 252 |
| | M | 648 | 42 | 136 |
| | F | 724 | 8 | 116 |
| Nam-gu | S.T | 1,261 | 31 | 283 |
| | M | 614 | 23 | 153 |
| | F | 647 | 8 | 130 |
| Buk-gu | S.T | 2,153 | 62 | 373 |
| | M | 1,036 | 49 | 210 |
| | F | 1,117 | 13 | 163 |
| Gwangsan-gu | S.T | 1,126 | 30 | 185 |
| | M | 564 | 27 | 118 |
| | F | 562 | 3 | 67 |
| Daejeon | S.T | 6,401 | 108 | 1,251 |
| | M | 3,080 | 89 | 725 |
| | F | 3,321 | 19 | 526 |
| Dong-gu | S.T | 1,278 | 20 | 239 |
| | M | 610 | 19 | 149 |
| | F | 668 | 1 | 90 |

XXaX X
j aX i X a X y dX z dX dX X X X X
kaX X X X X X . X X X X X

/((fi. O

Health Examinations by District and Gender (Age 66) <Cont'd>

XX a
(Unit : Person)

| (Suspected disease) | | | Diagnosed with diseases |
|----------------------------|---------------------------|---|-------------------------|
| Number of actual examinees | General suspected disease | Suspected hypertension or diabetes(required 2nd Exam) | |
| 664 | 592 | 170 | 975 |
| 308 | 261 | 93 | 443 |
| 356 | 331 | 77 | 532 |
| 850 | 776 | 193 | 961 |
| 313 | 263 | 116 | 436 |
| 537 | 513 | 77 | 525 |
| 433 | 399 | 105 | 447 |
| 201 | 181 | 57 | 199 |
| 232 | 218 | 48 | 248 |
| 500 | 445 | 142 | 671 |
| 230 | 185 | 87 | 301 |
| 270 | 260 | 55 | 370 |
| 239 | 213 | 64 | 301 |
| 108 | 90 | 39 | 132 |
| 131 | 123 | 25 | 169 |
| 57 | 46 | 18 | 100 |
| 22 | 15 | 9 | 43 |
| 35 | 31 | 9 | 57 |
| 2,469 | 2,270 | 558 | 2,757 |
| 995 | 857 | 311 | 1,320 |
| 1,474 | 1,413 | 247 | 1,437 |
| 276 | 246 | 73 | 304 |
| 93 | 75 | 32 | 118 |
| 183 | 171 | 41 | 186 |
| 522 | 480 | 107 | 548 |
| 202 | 174 | 63 | 268 |
| 320 | 306 | 44 | 280 |
| 444 | 410 | 95 | 503 |
| 195 | 173 | 54 | 243 |
| 249 | 237 | 41 | 260 |
| 808 | 751 | 187 | 910 |
| 326 | 284 | 101 | 451 |
| 482 | 467 | 86 | 459 |
| 419 | 383 | 96 | 492 |
| 179 | 151 | 61 | 240 |
| 240 | 232 | 35 | 252 |
| 2,331 | 2,152 | 478 | 2,711 |
| 955 | 831 | 256 | 1,311 |
| 1,376 | 1,321 | 222 | 1,400 |
| 476 | 441 | 95 | 543 |
| 208 | 180 | 54 | 234 |
| 268 | 261 | 41 | 309 |

Note : 1) Based on Resident Registration Address

2) Total Number of 1st Examinees" refers to the total number of actual examinees including those classified as Normal A, Normal B, Suspected Disease or Diagnosed with Diseases

3) The total number of actual examinees classified as suspected disease was calculated by deducting the number of overlaps between cases of general suspected disease and cases of suspected hypertension or diabetes

Table III-3

Statistics on First Diagnoses Based on Life Turning Point

| Division | | Xi X ^a Total (Number of 1st Examinees) | y Normal A | z ^a Normal B(Cautionary) |
|-------------------------|-----|---|---------------|--|
| Jung-gu | S.T | 1,526 | 24 | 273 |
| | M | 730 | 20 | 151 |
| | F | 796 | 4 | 122 |
| Seo-gu | S.T | 1,975 | 44 | 423 |
| | M | 969 | 37 | 237 |
| | F | 1,006 | 7 | 186 |
| Yuseong-gu | S.T | 807 | 14 | 164 |
| | M | 371 | 8 | 83 |
| | F | 436 | 6 | 81 |
| Daedeok-gu | S.T | 815 | 6 | 152 |
| | M | 400 | 5 | 105 |
| | F | 415 | 1 | 47 |
| Ulsan | S.T | 3,734 | 87 | 776 |
| | M | 1,880 | 72 | 490 |
| | F | 1,854 | 15 | 286 |
| Jung-gu | S.T | 880 | 17 | 188 |
| | M | 447 | 16 | 113 |
| | F | 433 | 1 | 75 |
| Nam-gu | S.T | 1,099 | 27 | 226 |
| | M | 539 | 17 | 138 |
| | F | 560 | 10 | 88 |
| Dong-gu | S.T | 556 | 10 | 123 |
| | M | 303 | 9 | 88 |
| | F | 253 | 1 | 35 |
| Buk-gu | S.T | 402 | 16 | 94 |
| | M | 202 | 15 | 56 |
| | F | 200 | 1 | 38 |
| Ulju-gun | S.T | 797 | 17 | 145 |
| | M | 389 | 15 | 95 |
| | F | 408 | 2 | 50 |
| Sejong | S.T | 501 | 12 | 79 |
| | M | 252 | 8 | 50 |
| | F | 249 | 4 | 29 |
| Gyeonggi | S.T | 48,539 | 846 | 8,339 |
| | M | 22,654 | 672 | 4,800 |
| | F | 25,885 | 174 | 3,539 |
| Suwon-si Jangan-gu | S.T | 1,074 | 21 | 184 |
| | M | 482 | 17 | 98 |
| | F | 592 | 4 | 86 |
| Suwon-si Gwonseon-gu | S.T | 1,035 | 31 | 168 |
| | M | 477 | 26 | 87 |
| | F | 558 | 5 | 81 |

XXaX X
j aX i X a X y dX z dX dX X X X
kaX X X X X X . X X X X X

/((fi. O

Health Examinations by District and Gender (Age 66) <Cont'd>

XX a
(Unit : Person)

| (Suspected disease) | | | Diagnosed with diseases |
|----------------------------|--------------------------------|--|-------------------------|
| Number of actual examinees | X General suspected disease | f X Suspected hypertension or diabetes(required 2nd Exam) | |
| 563 | 521 | 121 | 666 |
| 231 | 200 | 72 | 328 |
| 332 | 321 | 49 | 338 |
| 684 | 626 | 132 | 824 |
| 270 | 228 | 73 | 425 |
| 414 | 398 | 59 | 399 |
| 293 | 272 | 64 | 336 |
| 119 | 111 | 23 | 161 |
| 174 | 161 | 41 | 175 |
| 315 | 292 | 66 | 342 |
| 127 | 112 | 34 | 163 |
| 188 | 180 | 32 | 179 |
| 1,372 | 1,232 | 364 | 1,499 |
| 598 | 506 | 206 | 720 |
| 774 | 726 | 158 | 779 |
| 311 | 269 | 100 | 364 |
| 141 | 113 | 59 | 177 |
| 170 | 156 | 41 | 187 |
| 398 | 367 | 95 | 448 |
| 167 | 148 | 48 | 217 |
| 231 | 219 | 47 | 231 |
| 188 | 163 | 51 | 235 |
| 90 | 72 | 34 | 116 |
| 98 | 91 | 17 | 119 |
| 155 | 136 | 40 | 137 |
| 69 | 57 | 25 | 62 |
| 86 | 79 | 15 | 75 |
| 320 | 297 | 78 | 315 |
| 131 | 116 | 40 | 148 |
| 189 | 181 | 38 | 167 |
| 186 | 168 | 55 | 224 |
| 81 | 68 | 31 | 113 |
| 105 | 100 | 24 | 111 |
| 17,705 | 16,214 | 4,461 | 21,649 |
| 7,316 | 6,282 | 2,514 | 9,866 |
| 10,389 | 9,932 | 1,947 | 11,783 |
| 357 | 334 | 72 | 512 |
| 147 | 131 | 36 | 220 |
| 210 | 203 | 36 | 292 |
| 318 | 287 | 81 | 518 |
| 124 | 106 | 41 | 240 |
| 194 | 181 | 40 | 278 |

Note : 1) Based on Resident Registration Address

2) Total Number of 1st Examinees” refers to the total number of actual examinees including those classified as Normal A, Normal B, Suspected Disease or Diagnosed with Diseases

3) The total number of actual examinees classified as suspected disease was calculated by deducting the number of overlaps between cases of general suspected disease and cases of suspected hypertension or diabetes

Table Ⅲ-3

Statistics on First Diagnoses Based on Life Turning Point

| Division | | Xi X ^a Total (Number of 1st Examinees) | y Normal A | z ^a Normal B(Cautionary) |
|----------------|-----|---|---------------|--|
| Suwon-si | S.T | 934 | 23 | 149 |
| | M | 434 | 21 | 73 |
| | F | 500 | 2 | 76 |
| Paldal-gu | S.T | 598 | 13 | 97 |
| | M | 276 | 10 | 58 |
| | F | 322 | 3 | 39 |
| Seongnam-si | S.T | 1,170 | 24 | 168 |
| | M | 525 | 20 | 109 |
| | F | 645 | 4 | 59 |
| Seongnam-si | S.T | 1,152 | 12 | 179 |
| | M | 516 | 9 | 97 |
| | F | 636 | 3 | 82 |
| Seongnam-si | S.T | 1,884 | 46 | 380 |
| | M | 861 | 38 | 194 |
| | F | 1,023 | 8 | 186 |
| Uijeongbu-si | S.T | 2,083 | 39 | 332 |
| | M | 942 | 30 | 198 |
| | F | 1,141 | 9 | 134 |
| Anyang-si | S.T | 1,211 | 22 | 225 |
| | M | 586 | 19 | 131 |
| | F | 625 | 3 | 94 |
| Anyang-si | S.T | 1,272 | 18 | 255 |
| | M | 616 | 12 | 146 |
| | F | 656 | 6 | 109 |
| Bucheon-si | S.T | 1,503 | 22 | 306 |
| | M | 777 | 17 | 184 |
| | F | 726 | 5 | 122 |
| Bucheon-si | S.T | 983 | 13 | 187 |
| | M | 502 | 12 | 122 |
| | F | 481 | 1 | 65 |
| Bucheon-si | S.T | 692 | 10 | 106 |
| | M | 342 | 10 | 70 |
| | F | 350 | - | 36 |
| Gwangmyeong-si | S.T | 1,378 | 27 | 242 |
| | M | 648 | 24 | 143 |
| | F | 730 | 3 | 99 |
| Pyeongtaek-si | S.T | 1,659 | 30 | 239 |
| | M | 790 | 26 | 140 |
| | F | 869 | 4 | 99 |
| Dongducheon-si | S.T | 452 | 4 | 68 |
| | M | 209 | 4 | 45 |
| | F | 243 | - | 23 |

XXaX X
j aX i X a X y dX z dX dX X X X X
kaX X X X X X . X X X X X X

/((fi. O

Health Examinations by District and Gender (Age 66) <Cont'd>

XX a
(Unit : Person)

| (Suspected disease) | | | Diagnosed with diseases |
|----------------------------|--------------------------------|--|-------------------------|
| Number of actual examinees | X General suspected disease | f X Suspected hypertension or diabetes(required 2nd Exam) | |
| 298 | 276 | 67 | 464 |
| 132 | 115 | 41 | 208 |
| 166 | 161 | 26 | 256 |
| 219 | 204 | 39 | 269 |
| 81 | 69 | 20 | 127 |
| 138 | 135 | 19 | 142 |
| 375 | 342 | 93 | 603 |
| 137 | 112 | 56 | 259 |
| 238 | 230 | 37 | 344 |
| 401 | 361 | 116 | 560 |
| 173 | 143 | 68 | 237 |
| 228 | 218 | 48 | 323 |
| 628 | 567 | 129 | 830 |
| 249 | 205 | 78 | 380 |
| 379 | 362 | 51 | 450 |
| 785 | 743 | 151 | 927 |
| 283 | 256 | 73 | 431 |
| 502 | 487 | 78 | 496 |
| 494 | 455 | 126 | 470 |
| 219 | 195 | 65 | 217 |
| 275 | 260 | 61 | 253 |
| 475 | 431 | 141 | 524 |
| 198 | 163 | 90 | 260 |
| 277 | 268 | 51 | 264 |
| 456 | 410 | 119 | 719 |
| 211 | 175 | 77 | 365 |
| 245 | 235 | 42 | 354 |
| 321 | 286 | 79 | 462 |
| 124 | 97 | 46 | 244 |
| 197 | 189 | 33 | 218 |
| 226 | 201 | 62 | 350 |
| 96 | 79 | 37 | 166 |
| 130 | 122 | 25 | 184 |
| 564 | 528 | 111 | 545 |
| 237 | 210 | 62 | 244 |
| 327 | 318 | 49 | 301 |
| 666 | 619 | 162 | 724 |
| 311 | 277 | 102 | 313 |
| 355 | 342 | 60 | 411 |
| 239 | 220 | 69 | 141 |
| 97 | 83 | 39 | 63 |
| 142 | 137 | 30 | 78 |

Note : 1) Based on Resident Registration Address

2) Total Number of 1st Examinees" refers to the total number of actual examinees including those classified as Normal A, Normal B, Suspected Disease or Diagnosed with Diseases

3) The total number of actual examinees classified as suspected disease was calculated by deducting the number of overlaps between cases of general suspected disease and cases of suspected hypertension or diabetes

제 III-3 표

Table III-3

Ü Ü

Statistics on First Diagnoses Based on Life Turning Point

| | | | | |
|--------------|-----|-------|----|-----|
| | S.T | 1,082 | 17 | 162 |
| | M | 515 | 15 | 107 |
| | F | 567 | 2 | 55 |
| | S.T | 913 | 10 | 137 |
| | M | 446 | 8 | 80 |
| | F | 467 | 2 | 57 |
| Goyang-si | S.T | 1,808 | 19 | 266 |
| Deogyang-gu | M | 814 | 13 | 160 |
| | F | 994 | 6 | 106 |
| Goyang-si | S.T | 1,051 | 14 | 189 |
| Ilсандong-gu | M | 468 | 9 | 93 |
| | F | 583 | 5 | 96 |
| Goyang-si | S.T | 996 | 13 | 176 |
| Ilсанseo-gu | M | 415 | 12 | 80 |
| | F | 581 | 1 | 96 |
| Gwacheon-si | S.T | 263 | 3 | 57 |
| | M | 106 | 3 | 29 |
| | F | 157 | - | 28 |
| Guri-si | S.T | 874 | 11 | 153 |
| | M | 394 | 9 | 83 |
| | F | 480 | 2 | 70 |
| Namyangju-si | S.T | 2,591 | 32 | 439 |
| | M | 1,170 | 23 | 239 |
| | F | 1,421 | 9 | 200 |
| Osan-si | S.T | 556 | 19 | 81 |
| | M | 261 | 15 | 49 |
| | F | 295 | 4 | 32 |
| Siheung-si | S.T | 1,071 | 15 | 161 |
| | M | 459 | 12 | 91 |
| | F | 612 | 3 | 70 |
| Gunpo-si | S.T | 1,074 | 33 | 240 |
| | M | 495 | 26 | 123 |
| | F | 579 | 7 | 117 |
| Uiwang-si | S.T | 607 | 13 | 134 |
| | M | 279 | 11 | 74 |
| | F | 328 | 2 | 60 |
| Hanam-si | S.T | 716 | 22 | 128 |
| | M | 348 | 18 | 80 |
| | F | 368 | 4 | 48 |
| Yongin-si | S.T | 1,013 | 13 | 170 |
| | M e | 471 | 10 | 93 |
| | F | 542 | 3 | 77 |

XXaX X
j aX `i X a X y dX z dX dX X X X
kaX X X X X . X X X X X X

/((fi. O

Health Examinations by District and Gender (Age 66) <Cont'd>

XX a
(Unit : Person)

| (Suspected disease) | | | Diagnosed with diseases |
|----------------------------|--------------------------------|--|-------------------------|
| Number of actual examinees | X General suspected disease | f X Suspected hypertension or diabetes(required 2nd Exam) | |
| 441 | 425 | 100 | 462 |
| 174 | 158 | 60 | 219 |
| 267 | 267 | 40 | 243 |
| 361 | 331 | 93 | 405 |
| 161 | 141 | 50 | 197 |
| 200 | 190 | 43 | 208 |
| 614 | 562 | 158 | 909 |
| 236 | 200 | 87 | 405 |
| 378 | 362 | 71 | 504 |
| 320 | 292 | 82 | 528 |
| 128 | 111 | 48 | 238 |
| 192 | 181 | 34 | 290 |
| 299 | 264 | 87 | 508 |
| 110 | 86 | 46 | 213 |
| 189 | 178 | 41 | 295 |
| 88 | 82 | 30 | 115 |
| 34 | 30 | 15 | 40 |
| 54 | 52 | 15 | 75 |
| 289 | 255 | 93 | 421 |
| 117 | 97 | 43 | 185 |
| 172 | 158 | 50 | 236 |
| 1,003 | 937 | 225 | 1,117 |
| 401 | 355 | 120 | 507 |
| 602 | 582 | 105 | 610 |
| 198 | 186 | 40 | 258 |
| 77 | 67 | 24 | 120 |
| 121 | 119 | 16 | 138 |
| 420 | 394 | 96 | 475 |
| 158 | 141 | 50 | 198 |
| 262 | 253 | 46 | 277 |
| 354 | 325 | 80 | 447 |
| 137 | 116 | 45 | 209 |
| 217 | 209 | 35 | 238 |
| 244 | 227 | 51 | 216 |
| 91 | 80 | 28 | 103 |
| 153 | 147 | 23 | 113 |
| 199 | 181 | 52 | 367 |
| 78 | 68 | 30 | 172 |
| 121 | 113 | 22 | 195 |
| 428 | 398 | 105 | 402 |
| 192 | 172 | 61 | 176 |
| 236 | 226 | 44 | 226 |

Note : 1) Based on Resident Registration Address

2) Total Number of 1st Examinees” refers to the total number of actual examinees including those classified as Normal A, Normal B, Suspected Disease or Diagnosed with Diseases

3) The total number of actual examinees classified as suspected disease was calculated by deducting the number of overlaps between cases of general suspected disease and cases of suspected hypertension or diabetes

제 III-3 표

Ü Ü

Table III-3

Statistics on First Diagnoses Based on Life Turning Point

| Division | | Xi X a Total (Number of 1st Examinees) | y Normal A | z` a Normal B(Cautionary) |
|-------------------------|-----|--|---------------|------------------------------|
| Yongin-si Giheung-gu | S.T | 1,676 | 27 | 304 |
| | M | 760 | 20 | 165 |
| | F | 916 | 7 | 139 |
| Yongin-si Suji-gu | S.T | 1,597 | 44 | 335 |
| | M | 674 | 32 | 176 |
| | F | 923 | 12 | 159 |
| Paju-si | S.T | 1,658 | 27 | 267 |
| | M | 777 | 21 | 154 |
| | F | 881 | 6 | 113 |
| Icheon-si | S.T | 863 | 11 | 127 |
| | M | 410 | 8 | 70 |
| | F | 453 | 3 | 57 |
| Anseong-si | S.T | 858 | 7 | 155 |
| | M | 417 | 5 | 105 |
| | F | 441 | 2 | 50 |
| Gimpo-si | S.T | 1,259 | 13 | 226 |
| | M | 592 | 9 | 144 |
| | F | 667 | 4 | 82 |
| Hwaseong-si | S.T | 1,786 | 33 | 329 |
| | M | 870 | 23 | 203 |
| | F | 916 | 10 | 126 |
| Gwangju-si | S.T | 1,239 | 21 | 190 |
| | M | 606 | 19 | 117 |
| | F | 633 | 2 | 73 |
| Yangju-si | S.T | 1,007 | 27 | 162 |
| | M | 478 | 21 | 103 |
| | F | 529 | 6 | 59 |
| Pocheon-si | S.T | 813 | 14 | 101 |
| | M | 383 | 9 | 67 |
| | F | 430 | 5 | 34 |
| Yeoju-gun | S.T | 622 | 8 | 111 |
| | M | 320 | 8 | 71 |
| | F | 302 | - | 40 |
| Yeoncheon-gun | S.T | 334 | 2 | 48 |
| | M | 147 | 2 | 30 |
| | F | 187 | - | 18 |
| Gapyeong-gun | S.T | 391 | 7 | 73 |
| | M | 194 | 3 | 40 |
| | F | 197 | 4 | 33 |
| Yangpyeong-gun | S.T | 741 | 16 | 133 |
| | M | 402 | 13 | 79 |
| | F | 339 | 3 | 54 |

XXaX X
j aX i X a X y dX z dX dX X X X X
kaX X X X X X . X X X X X

/((fi. O

Health Examinations by District and Gender (Age 66) <Cont'd>

XX a
(Unit : Person)

| (Suspected disease) | | | Diagnosed with diseases |
|----------------------------|--------------------------------|--|-------------------------|
| Number of actual examinees | X General suspected disease | f X Suspected hypertension or diabetes(required 2nd Exam) | |
| 588 | 544 | 130 | 757 |
| 224 | 194 | 62 | 351 |
| 364 | 350 | 68 | 406 |
| 539 | 484 | 124 | 679 |
| 184 | 155 | 61 | 282 |
| 355 | 329 | 63 | 397 |
| 633 | 556 | 217 | 731 |
| 269 | 220 | 123 | 333 |
| 364 | 336 | 94 | 398 |
| 385 | 356 | 100 | 340 |
| 175 | 155 | 59 | 157 |
| 210 | 201 | 41 | 183 |
| 358 | 334 | 84 | 338 |
| 154 | 134 | 53 | 153 |
| 204 | 200 | 31 | 185 |
| 524 | 469 | 158 | 496 |
| 232 | 190 | 92 | 207 |
| 292 | 279 | 66 | 289 |
| 656 | 594 | 181 | 768 |
| 280 | 235 | 97 | 364 |
| 376 | 359 | 84 | 404 |
| 403 | 363 | 125 | 625 |
| 179 | 150 | 71 | 291 |
| 224 | 213 | 54 | 334 |
| 420 | 391 | 87 | 398 |
| 169 | 154 | 45 | 185 |
| 251 | 237 | 42 | 213 |
| 323 | 293 | 93 | 375 |
| 144 | 126 | 52 | 163 |
| 179 | 167 | 41 | 212 |
| 230 | 206 | 65 | 273 |
| 117 | 103 | 39 | 124 |
| 113 | 103 | 26 | 149 |
| 129 | 108 | 56 | 155 |
| 52 | 39 | 31 | 63 |
| 77 | 69 | 25 | 92 |
| 167 | 150 | 46 | 144 |
| 85 | 75 | 33 | 66 |
| 82 | 75 | 13 | 78 |
| 270 | 243 | 86 | 322 |
| 139 | 114 | 58 | 171 |
| 131 | 129 | 28 | 151 |

Note : 1) Based on Resident Registration Address

2) Total Number of 1st Examinees” refers to the total number of actual examinees including those classified as Normal A, Normal B, Suspected Disease or Diagnosed with Diseases

3) The total number of actual examinees classified as suspected disease was calculated by deducting the number of overlaps between cases of general suspected disease and cases of suspected hypertension or diabetes

Table III-3

Statistics on First Diagnoses Based on Life Turning Point

| Division | | Xi X a Total (Number of 1st Examinees) | y Normal A | z` a Normal B(Cautionary) |
|-----------------|-----|--|---------------|------------------------------|
| Gangwon | S.T | 9,484 | 204 | 1,436 |
| | M | 4,514 | 162 | 828 |
| | F | 4,970 | 42 | 608 |
| Chuncheon-si | S.T | 1,582 | 26 | 261 |
| | M | 757 | 25 | 152 |
| | F | 825 | 1 | 109 |
| Wonju-si | S.T | 1,551 | 39 | 224 |
| | M | 709 | 35 | 122 |
| | F | 842 | 4 | 102 |
| Gangneung-si | S.T | 1,377 | 20 | 236 |
| | M | 679 | 15 | 140 |
| | F | 698 | 5 | 96 |
| Donghae-si | S.T | 501 | 9 | 76 |
| | M | 243 | 8 | 50 |
| | F | 258 | 1 | 26 |
| Taebaek-si | S.T | 350 | 1 | 45 |
| | M | 158 | 1 | 33 |
| | F | 192 | - | 12 |
| Sokcho-si | S.T | 446 | 14 | 52 |
| | M | 192 | 10 | 26 |
| | F | 254 | 4 | 26 |
| Samcheok-si | S.T | 485 | 11 | 66 |
| | M | 224 | 9 | 35 |
| | F | 261 | 2 | 31 |
| Hongcheon-gun | S.T | 529 | 16 | 74 |
| | M | 254 | 11 | 44 |
| | F | 275 | 5 | 30 |
| Hoengseong-gun | S.T | 367 | 13 | 48 |
| | M | 165 | 12 | 21 |
| | F | 202 | 1 | 27 |
| Yeongwol-gun | S.T | 309 | 14 | 44 |
| | M | 143 | 11 | 26 |
| | F | 166 | 3 | 18 |
| Pyeongchang-gun | S.T | 319 | 16 | 60 |
| | M | 169 | 6 | 39 |
| | F | 150 | 10 | 21 |
| Jeongseon-gun | S.T | 309 | 4 | 42 |
| | M | 156 | 2 | 28 |
| | F | 153 | 2 | 14 |
| Cheorwon-gun | S.T | 315 | 4 | 39 |
| | M | 165 | 4 | 24 |
| | F | 150 | - | 15 |

XX aX X
j aX `i X a X y dX z dX dX X X X
kaX X X X X X . X X X X X X

/((fi. O

Health Examinations by District and Gender (Age 66) <Cont'd>

XX a
(Unit : Person)

| (Suspected disease) | | | Diagnosed with diseases |
|----------------------------|---------------------------|---|-------------------------|
| Number of actual examinees | General suspected disease | Suspected hypertension or diabetes(required 2nd Exam) | |
| 3,262 | 2,939 | 953 | 4,582 |
| 1,406 | 1,206 | 497 | 2,118 |
| 1,856 | 1,733 | 456 | 2,464 |
| 511 | 438 | 179 | 784 |
| 189 | 147 | 88 | 391 |
| 322 | 291 | 91 | 393 |
| 558 | 513 | 151 | 730 |
| 235 | 210 | 81 | 317 |
| 323 | 303 | 70 | 413 |
| 499 | 465 | 125 | 622 |
| 213 | 191 | 56 | 311 |
| 286 | 274 | 69 | 311 |
| 150 | 137 | 43 | 266 |
| 64 | 54 | 23 | 121 |
| 86 | 83 | 20 | 145 |
| 130 | 127 | 41 | 174 |
| 57 | 55 | 22 | 67 |
| 73 | 72 | 19 | 107 |
| 167 | 153 | 38 | 213 |
| 59 | 52 | 13 | 97 |
| 108 | 101 | 25 | 116 |
| 161 | 148 | 46 | 247 |
| 81 | 71 | 35 | 99 |
| 80 | 77 | 11 | 148 |
| 176 | 148 | 58 | 263 |
| 78 | 57 | 34 | 121 |
| 98 | 91 | 24 | 142 |
| 138 | 126 | 32 | 168 |
| 60 | 55 | 13 | 72 |
| 78 | 71 | 19 | 96 |
| 84 | 76 | 23 | 167 |
| 36 | 30 | 12 | 70 |
| 48 | 46 | 11 | 97 |
| 102 | 94 | 24 | 141 |
| 52 | 48 | 15 | 72 |
| 50 | 46 | 9 | 69 |
| 115 | 98 | 38 | 148 |
| 59 | 48 | 23 | 67 |
| 56 | 50 | 15 | 81 |
| 126 | 116 | 42 | 146 |
| 64 | 56 | 21 | 73 |
| 62 | 60 | 21 | 73 |

Note : 1) Based on Resident Registration Address

2) Total Number of 1st Examinees" refers to the total number of actual examinees including those classified as Normal A, Normal B, Suspected Disease or Diagnosed with Diseases

3) The total number of actual examinees classified as suspected disease was calculated by deducting the number of overlaps between cases of general suspected disease and cases of suspected hypertension or diabetes

Table III-3

Statistics on First Diagnoses Based on Life Turning Point

| Division | | Xi X ^a Total (Number of 1st Examinees) | y Normal A | z` a Normal B(Cautionary) |
|-----------------------------|------------|---|---------------|------------------------------|
| Hwacheon-gun | S.T | 156 | 3 | 21 |
| | M | 74 | 3 | 13 |
| | F | 82 | - | 8 |
| Yanggu-gun | S.T | 127 | 4 | 22 |
| | M | 61 | 3 | 9 |
| | F | 66 | 1 | 13 |
| Inje-gun | S.T | 201 | - | 28 |
| | M | 102 | - | 14 |
| | F | 99 | - | 14 |
| Goseong-gun | S.T | 292 | 8 | 45 |
| | M | 130 | 6 | 22 |
| | F | 162 | 2 | 23 |
| Yangyang-gun | S.T | 268 | 2 | 53 |
| | M | 133 | 1 | 30 |
| | F | 135 | 1 | 23 |
| Chungbuk | S.T | 7,766 | 162 | 1,279 |
| | M | 3,691 | 119 | 779 |
| | F | 4,075 | 43 | 500 |
| Cheongju-si Sangdang-gu | S.T | 1,010 | 10 | 168 |
| | M | 443 | 10 | 102 |
| | F | 567 | - | 66 |
| Cheongju-si Heungdeok-gu | S.T | 1,432 | 23 | 244 |
| | M | 697 | 17 | 166 |
| | F | 735 | 6 | 78 |
| Chungju-si | S.T | 1,128 | 50 | 195 |
| | M | 528 | 34 | 106 |
| | F | 600 | 16 | 89 |
| Jecheon-si | S.T | 830 | 22 | 133 |
| | M | 406 | 14 | 90 |
| | F | 424 | 8 | 43 |
| Cheongwon-gun | S.T | 771 | 14 | 118 |
| | M | 400 | 10 | 78 |
| | F | 371 | 4 | 40 |
| Boeun-gun | S.T | 300 | 3 | 48 |
| | M | 148 | 2 | 26 |
| | F | 152 | 1 | 22 |
| Okcheon-gun | S.T | 407 | 5 | 70 |
| | M | 175 | 5 | 43 |
| | F | 232 | - | 27 |
| Yeongdong-gun | S.T | 359 | 4 | 66 |
| | M | 175 | 4 | 41 |
| | F | 184 | - | 25 |

XX aX X
j aX `i X a X y dX z dX dX X X X X
kaX X X X X X . X X X X X X

/((fi. O

Health Examinations by District and Gender (Age 66) <Cont'd>

XX a
(Unit : Person)

| (Suspected disease) | | | Diagnosed with diseases |
|----------------------------|---------------------------|---|-------------------------|
| Number of actual examinees | General suspected disease | Suspected hypertension or diabetes(required 2nd Exam) | |
| 44 | 37 | 18 | 88 |
| 16 | 12 | 8 | 42 |
| 28 | 25 | 10 | 46 |
| 49 | 41 | 22 | 52 |
| 21 | 17 | 11 | 28 |
| 28 | 24 | 11 | 24 |
| 70 | 65 | 17 | 103 |
| 37 | 33 | 9 | 51 |
| 33 | 32 | 8 | 52 |
| 89 | 81 | 21 | 150 |
| 38 | 32 | 14 | 64 |
| 51 | 49 | 7 | 86 |
| 93 | 76 | 35 | 120 |
| 47 | 38 | 19 | 55 |
| 46 | 38 | 16 | 65 |
| 2,962 | 2,709 | 825 | 3,363 |
| 1,290 | 1,137 | 445 | 1,503 |
| 1,672 | 1,572 | 380 | 1,860 |
| 403 | 368 | 109 | 429 |
| 157 | 135 | 61 | 174 |
| 246 | 233 | 48 | 255 |
| 544 | 503 | 122 | 621 |
| 228 | 201 | 70 | 286 |
| 316 | 302 | 52 | 335 |
| 445 | 402 | 120 | 438 |
| 198 | 174 | 63 | 190 |
| 247 | 228 | 57 | 248 |
| 293 | 280 | 80 | 382 |
| 135 | 125 | 43 | 167 |
| 158 | 155 | 37 | 215 |
| 298 | 271 | 92 | 341 |
| 149 | 129 | 56 | 163 |
| 149 | 142 | 36 | 178 |
| 119 | 111 | 32 | 130 |
| 59 | 54 | 18 | 61 |
| 60 | 57 | 14 | 69 |
| 159 | 145 | 59 | 173 |
| 63 | 57 | 20 | 64 |
| 96 | 88 | 39 | 109 |
| 146 | 127 | 48 | 143 |
| 62 | 51 | 27 | 68 |
| 84 | 76 | 21 | 75 |

Note : 1) Based on Resident Registration Address

2) Total Number of 1st Examinees" refers to the total number of actual examinees including those classified as Normal A, Normal B, Suspected Disease or Diagnosed with Diseases

3) The total number of actual examinees classified as suspected disease was calculated by deducting the number of overlaps between cases of general suspected disease and cases of suspected hypertension or diabetes

Table III-3

Statistics on First Diagnoses Based on Life Turning Point

| Division | | Xi X a Total (Number of 1st Examinees) | y Normal A | z` a Normal B(Cautionary) |
|-----------------|------------|--|---------------|------------------------------|
| Jeungpyeong-gun | S.T | 182 | 1 | 27 |
| | M | 87 | 1 | 14 |
| | F | 95 | - | 13 |
| Jincheon-gun | S.T | 345 | 4 | 45 |
| | M | 171 | 4 | 25 |
| | F | 174 | - | 20 |
| Goesan-gun | S.T | 297 | 7 | 57 |
| | M | 132 | 5 | 21 |
| | F | 165 | 2 | 36 |
| Eumseong-gun | S.T | 503 | 12 | 83 |
| | M | 241 | 9 | 50 |
| | F | 262 | 3 | 33 |
| Danyang-gun | S.T | 202 | 7 | 25 |
| | M | 88 | 4 | 17 |
| | F | 114 | 3 | 8 |
| Chungnam | S.T | 9,949 | 217 | 1,685 |
| | M | 4,841 | 151 | 1,014 |
| | F | 5,108 | 66 | 671 |
| Cheonan-si | S.T | 884 | 19 | 129 |
| | M | 438 | 14 | 91 |
| | F | 446 | 5 | 38 |
| Dongnam-gu | S.T | 870 | 18 | 142 |
| | M | 419 | 7 | 92 |
| | F | 451 | 11 | 50 |
| Gongju-si | S.T | 654 | 9 | 119 |
| | M | 318 | 6 | 79 |
| | F | 336 | 3 | 40 |
| Boryeong-si | S.T | 736 | 16 | 105 |
| | M | 351 | 15 | 53 |
| | F | 385 | 1 | 52 |
| Asan-si | S.T | 947 | 22 | 187 |
| | M | 433 | 12 | 103 |
| | F | 514 | 10 | 84 |
| Seosan-si | S.T | 806 | 9 | 185 |
| | M | 400 | 8 | 130 |
| | F | 406 | 1 | 55 |
| Nonsan-si | S.T | 711 | 12 | 142 |
| | M | 335 | 11 | 76 |
| | F | 376 | 1 | 66 |
| Gyeryong-si | S.T | 94 | 1 | 22 |
| | M | 44 | - | 10 |
| | F | 50 | 1 | 12 |

XXaX X
j aX i X a X y dX z dX dX X X X X
kaX X X X X X . X X X X X X

/((fi. O

Health Examinations by District and Gender (Age 66) <Cont'd>

XX a
(Unit : Person)

| (Suspected disease) | | | Diagnosed with diseases |
|----------------------------|--------------------------------|--|-------------------------|
| Number of actual examinees | X General suspected disease | f X Suspected hypertension or diabetes(required 2nd Exam) | |
| 62 | 57 | 21 | 92 |
| 29 | 26 | 10 | 43 |
| 33 | 31 | 11 | 49 |
| 135 | 121 | 41 | 161 |
| 62 | 52 | 27 | 80 |
| 73 | 69 | 14 | 81 |
| 86 | 71 | 36 | 147 |
| 34 | 28 | 13 | 72 |
| 52 | 43 | 23 | 75 |
| 185 | 172 | 45 | 223 |
| 82 | 77 | 28 | 100 |
| 103 | 95 | 17 | 123 |
| 87 | 81 | 20 | 83 |
| 32 | 28 | 9 | 35 |
| 55 | 53 | 11 | 48 |
| 3,852 | 3,502 | 1,077 | 4,195 |
| 1,771 | 1,527 | 597 | 1,905 |
| 2,081 | 1,975 | 480 | 2,290 |
| 371 | 346 | 77 | 365 |
| 168 | 146 | 48 | 165 |
| 203 | 200 | 29 | 200 |
| 329 | 295 | 93 | 381 |
| 139 | 120 | 49 | 181 |
| 190 | 175 | 44 | 200 |
| 255 | 232 | 64 | 271 |
| 109 | 95 | 35 | 124 |
| 146 | 137 | 29 | 147 |
| 287 | 269 | 81 | 328 |
| 145 | 131 | 48 | 138 |
| 142 | 138 | 33 | 190 |
| 351 | 323 | 90 | 387 |
| 151 | 128 | 53 | 167 |
| 200 | 195 | 37 | 220 |
| 304 | 284 | 71 | 308 |
| 137 | 123 | 38 | 125 |
| 167 | 161 | 33 | 183 |
| 242 | 212 | 68 | 315 |
| 111 | 87 | 39 | 137 |
| 131 | 125 | 29 | 178 |
| 34 | 31 | 11 | 37 |
| 14 | 12 | 3 | 20 |
| 20 | 19 | 8 | 17 |

Note : 1) Based on Resident Registration Address

2) Total Number of 1st Examinees” refers to the total number of actual examinees including those classified as Normal A, Normal B, Suspected Disease or Diagnosed with Diseases

3) The total number of actual examinees classified as suspected disease was calculated by deducting the number of overlaps between cases of general suspected disease and cases of suspected hypertension or diabetes

제 Ⅲ-3 표
Table Ⅲ-3

통계
Statistics on First Diagnoses Based on Life Turning Point

| Division | | Xi X a Total (Number of 1st Examinees) | y Normal A | z` a Normal B(Cautionary) |
|-------------------------|-----|--|---------------|------------------------------|
| Dangjin-si | S.T | 781 | 33 | 108 |
| | M | 392 | 25 | 54 |
| | F | 389 | 8 | 54 |
| Geumsan-gun | S.T | 431 | 9 | 64 |
| | M | 203 | 8 | 38 |
| | F | 228 | 1 | 26 |
| Buyeo-gun | S.T | 547 | 9 | 109 |
| | M | 283 | 5 | 77 |
| | F | 264 | 4 | 32 |
| Seocheon-gun | S.T | 500 | 10 | 56 |
| | M | 244 | 8 | 30 |
| | F | 256 | 2 | 26 |
| Cheongyang-gun | S.T | 270 | 21 | 42 |
| | M | 134 | 10 | 22 |
| | F | 136 | 11 | 20 |
| Hongseong-gun | S.T | 593 | 12 | 85 |
| | M | 279 | 8 | 43 |
| | F | 314 | 4 | 42 |
| Yesan-gun | S.T | 584 | 7 | 84 |
| | M | 291 | 6 | 50 |
| | F | 293 | 1 | 34 |
| Taeon-gun | S.T | 541 | 10 | 106 |
| | M | 277 | 8 | 66 |
| | F | 264 | 2 | 40 |
| Jeonbuk | S.T | 11,633 | 273 | 2,368 |
| | M | 5,518 | 214 | 1,388 |
| | F | 6,115 | 59 | 980 |
| Jeonju-si Wansan-gu | S.T | 1,855 | 38 | 400 |
| | M | 886 | 33 | 251 |
| | F | 969 | 5 | 149 |
| Jeonju-si Deokjin-gu | S.T | 1,554 | 25 | 338 |
| | M | 724 | 22 | 184 |
| | F | 830 | 3 | 154 |
| Gunsan-si | S.T | 1,591 | 40 | 267 |
| | M | 791 | 33 | 163 |
| | F | 800 | 7 | 104 |
| Iksan-si | S.T | 1,582 | 47 | 369 |
| | M | 749 | 35 | 209 |
| | F | 833 | 12 | 160 |
| Jeongeup-si | S.T | 903 | 21 | 190 |
| | M | 409 | 17 | 105 |
| | F | 494 | 4 | 85 |

XX aX X
j aX `i X a X y dX z dX dX X X X
kaX X X X X X . X X X X X X

/((fi. O

Health Examinations by District and Gender (Age 66) <Cont'd>

XX a
(Unit : Person)

| (Suspected disease) | | | Diagnosed with diseases |
|----------------------------|---------------------------|---|-------------------------|
| Number of actual examinees | General suspected disease | Suspected hypertension or diabetes(required 2nd Exam) | |
| 286 | 257 | 81 | 354 |
| 135 | 118 | 41 | 178 |
| 151 | 139 | 40 | 176 |
| 155 | 135 | 51 | 203 |
| 58 | 47 | 23 | 99 |
| 97 | 88 | 28 | 104 |
| 190 | 177 | 49 | 239 |
| 94 | 81 | 30 | 107 |
| 96 | 96 | 19 | 132 |
| 195 | 179 | 44 | 239 |
| 93 | 80 | 27 | 113 |
| 102 | 99 | 17 | 126 |
| 106 | 92 | 46 | 101 |
| 52 | 44 | 21 | 50 |
| 54 | 48 | 25 | 51 |
| 259 | 228 | 103 | 237 |
| 127 | 105 | 59 | 101 |
| 132 | 123 | 44 | 136 |
| 258 | 235 | 84 | 235 |
| 129 | 117 | 49 | 106 |
| 129 | 118 | 35 | 129 |
| 230 | 207 | 64 | 195 |
| 109 | 93 | 34 | 94 |
| 121 | 114 | 30 | 101 |
| 4,776 | 4,407 | 1,007 | 4,216 |
| 1,946 | 1,700 | 550 | 1,970 |
| 2,830 | 2,707 | 457 | 2,246 |
| 784 | 721 | 139 | 633 |
| 287 | 241 | 81 | 315 |
| 497 | 480 | 58 | 318 |
| 698 | 640 | 149 | 493 |
| 284 | 247 | 78 | 234 |
| 414 | 393 | 71 | 259 |
| 593 | 556 | 129 | 691 |
| 246 | 221 | 64 | 349 |
| 347 | 335 | 65 | 342 |
| 638 | 602 | 98 | 528 |
| 252 | 228 | 60 | 253 |
| 386 | 374 | 38 | 275 |
| 346 | 320 | 73 | 346 |
| 145 | 128 | 37 | 142 |
| 201 | 192 | 36 | 204 |

Note : 1) Based on Resident Registration Address

2) Total Number of 1st Examinees” refers to the total number of actual examinees including those classified as Normal A, Normal B, Suspected Disease or Diagnosed with Diseases

3) The total number of actual examinees classified as suspected disease was calculated by deducting the number of overlaps between cases of general suspected disease and cases of suspected hypertension or diabetes

제 III-3 표

Ü Ü

Table III-3

Statistics on First Diagnoses Based on Life Turning Point

| Division | | Xi X ^a Total (Number of 1st Examinees) | y Normal A | z` a Normal B(Cautionary) |
|----------------|------------|---|---------------|------------------------------|
| Namwon-si | S.T | 651 | 11 | 104 |
| | M | 309 | 9 | 62 |
| | F | 342 | 2 | 42 |
| Gimje-si | S.T | 676 | 22 | 141 |
| | M | 311 | 14 | 74 |
| | F | 365 | 8 | 67 |
| Wanju-gun | S.T | 587 | 9 | 122 |
| | M | 297 | 7 | 76 |
| | F | 290 | 2 | 46 |
| Jinan-gun | S.T | 250 | 9 | 53 |
| | M | 125 | 5 | 36 |
| | F | 125 | 4 | 17 |
| Muju-gun | S.T | 236 | 9 | 47 |
| | M | 96 | 6 | 22 |
| | F | 140 | 3 | 25 |
| Jangsu-gun | S.T | 181 | 2 | 34 |
| | M | 94 | 2 | 23 |
| | F | 87 | - | 11 |
| Imsil-gun | S.T | 286 | 7 | 71 |
| | M | 125 | 6 | 41 |
| | F | 161 | 1 | 30 |
| Sunchang-gun | S.T | 282 | 4 | 55 |
| | M | 117 | 4 | 29 |
| | F | 165 | - | 26 |
| Gochang-gun | S.T | 485 | 9 | 78 |
| | M | 235 | 6 | 54 |
| | F | 250 | 3 | 24 |
| Buan-gun | S.T | 514 | 20 | 99 |
| | M | 250 | 15 | 59 |
| | F | 264 | 5 | 40 |
| Jeonnam | S.T | 12,785 | 260 | 2,345 |
| | M | 5,978 | 179 | 1,306 |
| | F | 6,807 | 81 | 1,039 |
| Mokpo-si | S.T | 1,364 | 20 | 187 |
| | M | 629 | 17 | 115 |
| | F | 735 | 3 | 72 |
| Yeosu-si | S.T | 1,787 | 22 | 406 |
| | M | 881 | 18 | 232 |
| | F | 906 | 4 | 174 |
| Suncheon-si | S.T | 1,259 | 18 | 230 |
| | M | 614 | 15 | 133 |
| | F | 645 | 3 | 97 |

XXaX X
j aX i X a X y dX z dX dX X X X X
kaX X X X X X . X X X X X X

/((fi. O

Health Examinations by District and Gender (Age 66) <Cont'd>

XX a
(Unit : Person)

| (Suspected disease) | | | Diagnosed with diseases |
|----------------------------|---------------------------|---|-------------------------|
| Number of actual examinees | General suspected disease | Suspected hypertension or diabetes(required 2nd Exam) | |
| 292 | 272 | 74 | 244 |
| 114 | 97 | 32 | 124 |
| 178 | 175 | 42 | 120 |
| 262 | 228 | 76 | 251 |
| 122 | 107 | 37 | 101 |
| 140 | 121 | 39 | 150 |
| 252 | 231 | 49 | 204 |
| 113 | 97 | 36 | 101 |
| 139 | 134 | 13 | 103 |
| 115 | 101 | 25 | 73 |
| 53 | 45 | 15 | 31 |
| 62 | 56 | 10 | 42 |
| 97 | 86 | 30 | 83 |
| 39 | 35 | 12 | 29 |
| 58 | 51 | 18 | 54 |
| 79 | 73 | 31 | 66 |
| 34 | 29 | 17 | 35 |
| 45 | 44 | 14 | 31 |
| 88 | 79 | 23 | 120 |
| 37 | 31 | 12 | 41 |
| 51 | 48 | 11 | 79 |
| 108 | 96 | 30 | 115 |
| 49 | 43 | 13 | 35 |
| 59 | 53 | 17 | 80 |
| 210 | 198 | 36 | 188 |
| 79 | 67 | 25 | 96 |
| 131 | 131 | 11 | 92 |
| 214 | 204 | 45 | 181 |
| 92 | 84 | 31 | 84 |
| 122 | 120 | 14 | 97 |
| 4,703 | 4,290 | 1,244 | 5,477 |
| 1,981 | 1,714 | 647 | 2,512 |
| 2,722 | 2,576 | 597 | 2,965 |
| 516 | 472 | 153 | 641 |
| 199 | 172 | 78 | 298 |
| 317 | 300 | 75 | 343 |
| 535 | 468 | 145 | 824 |
| 236 | 192 | 82 | 395 |
| 299 | 276 | 63 | 429 |
| 526 | 494 | 131 | 485 |
| 231 | 208 | 71 | 235 |
| 295 | 286 | 60 | 250 |

Note : 1) Based on Resident Registration Address

2) Total Number of 1st Examinees" refers to the total number of actual examinees including those classified as Normal A, Normal B, Suspected Disease or Diagnosed with Diseases

3) The total number of actual examinees classified as suspected disease was calculated by deducting the number of overlaps between cases of general suspected disease and cases of suspected hypertension or diabetes

Table III-3

Statistics on First Diagnoses Based on Life Turning Point

| Division | | Xi X ^a Total (Number of 1st Examinees) | y Normal A | z ^a Normal B(Cautionary) |
|---------------|-----|---|---------------|--|
| Naju-si | S.T | 656 | 12 | 110 |
| | M | 299 | 7 | 57 |
| | F | 357 | 5 | 53 |
| Gwangyang-si | S.T | 498 | 4 | 80 |
| | M | 257 | 3 | 45 |
| | F | 241 | 1 | 35 |
| Damyang-gun | S.T | 402 | 8 | 63 |
| | M | 190 | 8 | 31 |
| | F | 212 | - | 32 |
| Gokseong-gun | S.T | 299 | 7 | 59 |
| | M | 135 | 6 | 30 |
| | F | 164 | 1 | 29 |
| Gurye-gun | S.T | 277 | 23 | 54 |
| | M | 131 | 13 | 30 |
| | F | 146 | 10 | 24 |
| Goheung-gun | S.T | 637 | 9 | 90 |
| | M | 289 | 5 | 58 |
| | F | 348 | 4 | 32 |
| Boseong-gun | S.T | 406 | 11 | 49 |
| | M | 179 | 8 | 28 |
| | F | 227 | 3 | 21 |
| Hwasun-gun | S.T | 439 | 10 | 97 |
| | M | 188 | 8 | 41 |
| | F | 251 | 2 | 56 |
| Jangheung-gun | S.T | 335 | 4 | 65 |
| | M | 144 | 1 | 34 |
| | F | 191 | 3 | 31 |
| Gangjin-gun | S.T | 347 | 18 | 54 |
| | M | 140 | 10 | 29 |
| | F | 207 | 8 | 25 |
| Haenam-gun | S.T | 652 | 14 | 142 |
| | M | 317 | 10 | 73 |
| | F | 335 | 4 | 69 |
| Yeongam-gun | S.T | 441 | 5 | 99 |
| | M | 180 | 1 | 42 |
| | F | 261 | 4 | 57 |
| Muan-gun | S.T | 530 | 5 | 100 |
| | M | 255 | 1 | 58 |
| | F | 275 | 4 | 42 |
| Hampyeong-gun | S.T | 374 | 9 | 72 |
| | M | 158 | 7 | 33 |
| | F | 216 | 2 | 39 |

XX aX X
j aX i X a X y dX z dX dX X X X X
kaX X X X X X . X X X X X X

/((fi. O

Health Examinations by District and Gender (Age 66) <Cont'd>

XX a
(Unit : Person)

| (Suspected disease) | | | Diagnosed with diseases |
|----------------------------|--------------------------------|--|-------------------------|
| Number of actual examinees | X General suspected disease | f X Suspected hypertension or diabetes(required 2nd Exam) | |
| 261 | 240 | 61 | 273 |
| 112 | 97 | 33 | 123 |
| 149 | 143 | 28 | 150 |
| 212 | 198 | 58 | 202 |
| 112 | 102 | 34 | 97 |
| 100 | 96 | 24 | 105 |
| 148 | 137 | 37 | 183 |
| 67 | 60 | 19 | 84 |
| 81 | 77 | 18 | 99 |
| 120 | 104 | 37 | 113 |
| 52 | 42 | 21 | 47 |
| 68 | 62 | 16 | 66 |
| 93 | 84 | 22 | 107 |
| 35 | 31 | 10 | 53 |
| 58 | 53 | 12 | 54 |
| 263 | 229 | 115 | 275 |
| 95 | 72 | 45 | 131 |
| 168 | 157 | 70 | 144 |
| 169 | 151 | 62 | 177 |
| 71 | 58 | 29 | 72 |
| 98 | 93 | 33 | 105 |
| 164 | 151 | 27 | 168 |
| 74 | 65 | 20 | 65 |
| 90 | 86 | 7 | 103 |
| 127 | 118 | 33 | 139 |
| 50 | 44 | 14 | 59 |
| 77 | 74 | 19 | 80 |
| 140 | 131 | 41 | 135 |
| 48 | 45 | 15 | 53 |
| 92 | 86 | 26 | 82 |
| 216 | 193 | 51 | 280 |
| 88 | 74 | 28 | 146 |
| 128 | 119 | 23 | 134 |
| 138 | 125 | 29 | 199 |
| 59 | 52 | 13 | 78 |
| 79 | 73 | 16 | 121 |
| 180 | 161 | 46 | 245 |
| 75 | 62 | 27 | 121 |
| 105 | 99 | 19 | 124 |
| 141 | 130 | 38 | 152 |
| 56 | 50 | 19 | 62 |
| 85 | 80 | 19 | 90 |

Note : 1) Based on Resident Registration Address

2) Total Number of 1st Examinees” refers to the total number of actual examinees including those classified as Normal A, Normal B, Suspected Disease or Diagnosed with Diseases

3) The total number of actual examinees classified as suspected disease was calculated by deducting the number of overlaps between cases of general suspected disease and cases of suspected hypertension or diabetes

Table III-3

Statistics on First Diagnoses Based on Life Turning Point

| Division | | Xi X ^a Total (Number of 1st Examinees) | y Normal A | z ^a Normal B(Cautionary) |
|---------------------|------------|---|---------------|--|
| Yeonggwang-gun | S.T | 434 | 9 | 58 |
| | M | 202 | 9 | 41 |
| | F | 232 | - | 17 |
| Jangseong-gun | S.T | 408 | 17 | 80 |
| | M | 196 | 11 | 49 |
| | F | 212 | 6 | 31 |
| Wando-gun | S.T | 466 | 16 | 105 |
| | M | 223 | 7 | 59 |
| | F | 243 | 9 | 46 |
| Jindo-gun | S.T | 294 | 11 | 54 |
| | M | 142 | 7 | 32 |
| | F | 152 | 4 | 22 |
| Sinan-gun | S.T | 480 | 8 | 91 |
| | M | 229 | 7 | 56 |
| | F | 251 | 1 | 35 |
| Gyeongbuk | S.T | 13,675 | 313 | 2,541 |
| | M | 6,494 | 255 | 1,557 |
| | F | 7,181 | 58 | 984 |
| Pohang-si Nam-gu | S.T | 1,074 | 19 | 224 |
| | M | 545 | 16 | 135 |
| | F | 529 | 3 | 89 |
| Pohang-si Buk-gu | S.T | 1,098 | 26 | 207 |
| | M | 542 | 21 | 113 |
| | F | 556 | 5 | 94 |
| Gyeongju-si | S.T | 1,418 | 27 | 270 |
| | M | 671 | 25 | 156 |
| | F | 747 | 2 | 114 |
| Gimcheon-si | S.T | 781 | 19 | 118 |
| | M | 347 | 17 | 77 |
| | F | 434 | 2 | 41 |
| Andong-si | S.T | 1,036 | 24 | 200 |
| | M | 491 | 18 | 122 |
| | F | 545 | 6 | 78 |
| Gumi-si | S.T | 923 | 9 | 168 |
| | M | 428 | 5 | 101 |
| | F | 495 | 4 | 67 |
| Yeongju-si | S.T | 661 | 12 | 114 |
| | M | 319 | 9 | 75 |
| | F | 342 | 3 | 39 |
| Yeongcheon-si | S.T | 622 | 31 | 114 |
| | M | 294 | 19 | 67 |
| | F | 328 | 12 | 47 |

XX aX X
j aX i X a X y dX z dX dX X X X X
kaX X X X X X . X X X X X X

/((fi. O

Health Examinations by District and Gender (Age 66) <Cont'd>

XX a
(Unit : Person)

| (Suspected disease) | | | Diagnosed with diseases |
|----------------------------|---------------------------|---|-------------------------|
| Number of actual examinees | General suspected disease | Suspected hypertension or diabetes(required 2nd Exam) | |
| 181 | 174 | 30 | 186 |
| 70 | 63 | 20 | 82 |
| 111 | 111 | 10 | 104 |
| 161 | 151 | 28 | 150 |
| 71 | 65 | 16 | 65 |
| 90 | 86 | 12 | 85 |
| 141 | 130 | 30 | 204 |
| 65 | 59 | 16 | 92 |
| 76 | 71 | 14 | 112 |
| 89 | 81 | 21 | 140 |
| 39 | 33 | 15 | 64 |
| 50 | 48 | 6 | 76 |
| 182 | 168 | 49 | 199 |
| 76 | 68 | 22 | 90 |
| 106 | 100 | 27 | 109 |
| 5,379 | 4,931 | 1,289 | 5,442 |
| 2,215 | 1,918 | 687 | 2,467 |
| 3,164 | 3,013 | 602 | 2,975 |
| 386 | 341 | 106 | 445 |
| 187 | 160 | 57 | 207 |
| 199 | 181 | 49 | 238 |
| 396 | 359 | 100 | 469 |
| 163 | 135 | 54 | 245 |
| 233 | 224 | 46 | 224 |
| 517 | 469 | 133 | 604 |
| 216 | 186 | 76 | 274 |
| 301 | 283 | 57 | 330 |
| 342 | 316 | 81 | 302 |
| 129 | 110 | 47 | 124 |
| 213 | 206 | 34 | 178 |
| 445 | 404 | 103 | 367 |
| 183 | 154 | 56 | 168 |
| 262 | 250 | 47 | 199 |
| 344 | 315 | 73 | 402 |
| 151 | 130 | 41 | 171 |
| 193 | 185 | 32 | 231 |
| 307 | 279 | 76 | 228 |
| 122 | 103 | 40 | 113 |
| 185 | 176 | 36 | 115 |
| 256 | 244 | 43 | 221 |
| 102 | 94 | 24 | 106 |
| 154 | 150 | 19 | 115 |

Note : 1) Based on Resident Registration Address

2) Total Number of 1st Examinees” refers to the total number of actual examinees including those classified as Normal A, Normal B, Suspected Disease or Diagnosed with Diseases

3) The total number of actual examinees classified as suspected disease was calculated by deducting the number of overlaps between cases of general suspected disease and cases of suspected hypertension or diabetes

Table III-3

Statistics on First Diagnoses Based on Life Turning Point

| Division | | Xi X a Total (Number of 1st Examinees) | y Normal A | z` a Normal B(Cautionary) |
|----------------|-----|--|---------------|------------------------------|
| Sangju-si | S.T | 714 | 25 | 112 |
| | M | 329 | 22 | 70 |
| | F | 385 | 3 | 42 |
| Mungyeong-si | S.T | 560 | 15 | 103 |
| | M | 258 | 15 | 66 |
| | F | 302 | - | 37 |
| Gyeongsan-si | S.T | 1,078 | 26 | 219 |
| | M | 504 | 20 | 124 |
| | F | 574 | 6 | 95 |
| Gunwi-gun | S.T | 207 | 2 | 43 |
| | M | 106 | 2 | 34 |
| | F | 101 | - | 9 |
| Uiseong-gun | S.T | 486 | 14 | 80 |
| | M | 226 | 12 | 51 |
| | F | 260 | 2 | 29 |
| Cheongsong-gun | S.T | 242 | 7 | 48 |
| | M | 109 | 7 | 30 |
| | F | 133 | - | 18 |
| Yeongyang-gun | S.T | 152 | 3 | 33 |
| | M | 61 | 3 | 15 |
| | F | 91 | - | 18 |
| Yeongdeok-gun | S.T | 332 | 10 | 70 |
| | M | 155 | 9 | 42 |
| | F | 177 | 1 | 28 |
| Cheongdo-gun | S.T | 296 | 3 | 52 |
| | M | 139 | 3 | 37 |
| | F | 157 | - | 15 |
| Goryeong-gun | S.T | 244 | 2 | 49 |
| | M | 115 | 2 | 33 |
| | F | 129 | - | 16 |
| Seongju-gun | S.T | 307 | 4 | 56 |
| | M | 147 | 4 | 37 |
| | F | 160 | - | 19 |
| Chilgok-gun | S.T | 428 | 9 | 68 |
| | M | 215 | 7 | 48 |
| | F | 213 | 2 | 20 |
| Yecheon-gun | S.T | 360 | 13 | 72 |
| | M | 158 | 8 | 41 |
| | F | 202 | 5 | 31 |
| Bonghwa-gun | S.T | 239 | 8 | 46 |
| | M | 121 | 6 | 38 |
| | F | 118 | 2 | 8 |

XXaX X
j aX `i X a X y dX z dX dX X X X X
kaX X X X X X . X X X X X X

/((fi. O

Health Examinations by District and Gender (Age 66) <Cont'd>

XX a
(Unit : Person)

| (Suspected disease) | | | Diagnosed with diseases |
|----------------------------|--------------------------------|--|-------------------------|
| Number of actual examinees | X General suspected disease | f X Suspected hypertension or diabetes(required 2nd Exam) | |
| 269 | 245 | 58 | 308 |
| 100 | 83 | 29 | 137 |
| 169 | 162 | 29 | 171 |
| 204 | 191 | 39 | 238 |
| 84 | 75 | 19 | 93 |
| 120 | 116 | 20 | 145 |
| 386 | 358 | 90 | 447 |
| 158 | 139 | 41 | 202 |
| 228 | 219 | 49 | 245 |
| 93 | 86 | 25 | 69 |
| 33 | 27 | 12 | 37 |
| 60 | 59 | 13 | 32 |
| 210 | 194 | 44 | 182 |
| 79 | 71 | 20 | 84 |
| 131 | 123 | 24 | 98 |
| 100 | 90 | 36 | 87 |
| 43 | 39 | 18 | 29 |
| 57 | 51 | 18 | 58 |
| 64 | 59 | 12 | 52 |
| 27 | 24 | 8 | 16 |
| 37 | 35 | 4 | 36 |
| 117 | 109 | 25 | 135 |
| 49 | 45 | 13 | 55 |
| 68 | 64 | 12 | 80 |
| 137 | 128 | 36 | 104 |
| 55 | 49 | 17 | 44 |
| 82 | 79 | 19 | 60 |
| 96 | 89 | 30 | 97 |
| 40 | 38 | 13 | 40 |
| 56 | 51 | 17 | 57 |
| 121 | 114 | 27 | 126 |
| 48 | 41 | 15 | 58 |
| 73 | 73 | 12 | 68 |
| 174 | 164 | 35 | 177 |
| 80 | 73 | 22 | 80 |
| 94 | 91 | 13 | 97 |
| 139 | 125 | 31 | 136 |
| 44 | 36 | 17 | 65 |
| 95 | 89 | 14 | 71 |
| 110 | 101 | 36 | 75 |
| 50 | 45 | 18 | 27 |
| 60 | 56 | 18 | 48 |

Note : 1) Based on Resident Registration Address

2) Total Number of 1st Examinees” refers to the total number of actual examinees including those classified as Normal A, Normal B, Suspected Disease or Diagnosed with Diseases

3) The total number of actual examinees classified as suspected disease was calculated by deducting the number of overlaps between cases of general suspected disease and cases of suspected hypertension or diabetes

Table III-3

Statistics on First Diagnoses Based on Life Turning Point

| Division | | Xi X a Total (Number of 1st Examinees) | y Normal A | z` a Normal B(Cautionary) |
|-------------------------------|-----|--|---------------|------------------------------|
| Uljin-gun | S.T | 337 | 3 | 65 |
| | M | 176 | 3 | 40 |
| | F | 161 | - | 25 |
| Ulleung-gun | S.T | 80 | 2 | 10 |
| | M | 38 | 2 | 5 |
| | F | 42 | - | 5 |
| Gyeongnam | S.T | 14,829 | 372 | 2,809 |
| | M | 7,049 | 295 | 1,641 |
| | F | 7,780 | 77 | 1,168 |
| Changwon-si Uichang-gu | S.T | 880 | 15 | 161 |
| | M | 424 | 13 | 90 |
| | F | 456 | 2 | 71 |
| Changwon-si Seongsan-gu | S.T | 527 | 12 | 91 |
| | M | 274 | 11 | 54 |
| | F | 253 | 1 | 37 |
| Changwon-si Masanhappo-gu | S.T | 987 | 23 | 198 |
| | M | 456 | 18 | 120 |
| | F | 531 | 5 | 78 |
| Changwon-si MasanHoewon-gu | S.T | 1,062 | 33 | 252 |
| | M | 534 | 25 | 148 |
| | F | 528 | 8 | 104 |
| Changwon-si Jinhae-gu | S.T | 779 | 21 | 153 |
| | M | 375 | 19 | 94 |
| | F | 404 | 2 | 59 |
| Jinju-si | S.T | 1,703 | 52 | 297 |
| | M | 843 | 44 | 184 |
| | F | 860 | 8 | 113 |
| Tongyeong-si | S.T | 631 | 21 | 121 |
| | M | 325 | 17 | 69 |
| | F | 306 | 4 | 52 |
| Sacheon-si | S.T | 653 | 15 | 138 |
| | M | 303 | 12 | 78 |
| | F | 350 | 3 | 60 |
| Gimhae-si | S.T | 1,566 | 41 | 273 |
| | M | 737 | 25 | 163 |
| | F | 829 | 16 | 110 |
| Miryang-si | S.T | 698 | 17 | 141 |
| | M | 324 | 14 | 73 |
| | F | 374 | 3 | 68 |
| Geoje-si | S.T | 547 | 13 | 100 |
| | M | 293 | 11 | 67 |
| | F | 254 | 2 | 33 |

XXaX X
j aX i X a X y dX z dX dX X X X X
kaX X X X X X . X X X X X X

/((fi. O

Health Examinations by District and Gender (Age 66) <Cont'd>

XX a
(Unit : Person)

| (Suspected disease) | | | Diagnosed with diseases |
|----------------------------|--------------------------------|--|-------------------------|
| Number of actual examinees | X General suspected disease | f X Suspected hypertension or diabetes(required 2nd Exam) | |
| 135 | 122 | 42 | 134 |
| 59 | 49 | 26 | 74 |
| 76 | 73 | 16 | 60 |
| 31 | 29 | 8 | 37 |
| 13 | 12 | 4 | 18 |
| 18 | 17 | 4 | 19 |
| 6,208 | 5,769 | 1,317 | 5,440 |
| 2,577 | 2,290 | 698 | 2,536 |
| 3,631 | 3,479 | 619 | 2,904 |
| 374 | 347 | 84 | 330 |
| 157 | 134 | 47 | 164 |
| 217 | 213 | 37 | 166 |
| 249 | 240 | 40 | 175 |
| 124 | 117 | 22 | 85 |
| 125 | 123 | 18 | 90 |
| 424 | 402 | 73 | 342 |
| 157 | 142 | 34 | 161 |
| 267 | 260 | 39 | 181 |
| 484 | 447 | 82 | 293 |
| 211 | 189 | 50 | 150 |
| 273 | 258 | 32 | 143 |
| 312 | 294 | 49 | 293 |
| 128 | 116 | 25 | 134 |
| 184 | 178 | 24 | 159 |
| 746 | 699 | 165 | 608 |
| 322 | 286 | 88 | 293 |
| 424 | 413 | 77 | 315 |
| 258 | 241 | 60 | 231 |
| 110 | 99 | 36 | 129 |
| 148 | 142 | 24 | 102 |
| 257 | 239 | 43 | 243 |
| 97 | 90 | 19 | 116 |
| 160 | 149 | 24 | 127 |
| 615 | 553 | 166 | 637 |
| 263 | 221 | 82 | 286 |
| 352 | 332 | 84 | 351 |
| 284 | 258 | 75 | 256 |
| 114 | 97 | 36 | 123 |
| 170 | 161 | 39 | 133 |
| 228 | 208 | 54 | 206 |
| 111 | 97 | 35 | 104 |
| 117 | 111 | 19 | 102 |

Note : 1) Based on Resident Registration Address

2) Total Number of 1st Examinees" refers to the total number of actual examinees including those classified as Normal A, Normal B, Suspected Disease or Diagnosed with Diseases

3) The total number of actual examinees classified as suspected disease was calculated by deducting the number of overlaps between cases of general suspected disease and cases of suspected hypertension or diabetes

Table III-3

Statistics on First Diagnoses Based on Life Turning Point

| Division | | Xi X ^a Total (Number of 1st Examinees) | y Normal A | z ^a Normal B(Cautionary) |
|-----------------|-----|---|---------------|--|
| Yangsan-si | S.T | 1,062 | 18 | 202 |
| | M | 466 | 14 | 114 |
| | F | 596 | 4 | 88 |
| Uiryeong-gun | S.T | 186 | 1 | 39 |
| | M | 82 | 1 | 24 |
| | F | 104 | - | 15 |
| Haman-gun | S.T | 357 | 10 | 65 |
| | M | 178 | 10 | 41 |
| | F | 179 | - | 24 |
| Changnyeong-gun | S.T | 472 | 12 | 90 |
| | M | 229 | 11 | 53 |
| | F | 243 | 1 | 37 |
| Goseong-gun | S.T | 404 | 14 | 77 |
| | M | 163 | 10 | 38 |
| | F | 241 | 4 | 39 |
| Namhae-gun | S.T | 473 | 10 | 80 |
| | M | 220 | 9 | 43 |
| | F | 253 | 1 | 37 |
| Hadong-gun | S.T | 406 | 11 | 79 |
| | M | 179 | 6 | 38 |
| | F | 227 | 5 | 41 |
| Sancheong-gun | S.T | 309 | 3 | 50 |
| | M | 154 | 3 | 30 |
| | F | 155 | - | 20 |
| Hamyang-gun | S.T | 316 | 8 | 47 |
| | M | 137 | 6 | 20 |
| | F | 179 | 2 | 27 |
| Geochang-gun | S.T | 424 | 12 | 77 |
| | M | 191 | 8 | 52 |
| | F | 233 | 4 | 25 |
| Hapcheon-gun | S.T | 387 | 10 | 78 |
| | M | 162 | 8 | 48 |
| | F | 225 | 2 | 30 |
| Jeju | S.T | 2,910 | 103 | 526 |
| | M | 1,346 | 77 | 246 |
| | F | 1,564 | 26 | 280 |
| Jeju-si | S.T | 1,943 | 61 | 362 |
| | M | 906 | 48 | 170 |
| | F | 1,037 | 13 | 192 |
| Seogwipo-si | S.T | 967 | 42 | 164 |
| | M | 440 | 29 | 76 |
| | F | 527 | 13 | 88 |

XXaX X
j aX i X a X y dX z dX dX X X X
kaX X X X X X . X X X X X

/((fi. O

Health Examinations by District and Gender (Age 66) <Cont'd>

XX a
(Unit : Person)

| (Suspected disease) | | | Diagnosed with diseases |
|----------------------------|--------------------------------|--|-------------------------|
| Number of actual examinees | X General suspected disease | f X Suspected hypertension or diabetes(required 2nd Exam) | |
| 451 | 423 | 98 | 391 |
| 176 | 162 | 47 | 162 |
| 275 | 261 | 51 | 229 |
| 77 | 73 | 15 | 69 |
| 26 | 25 | 5 | 31 |
| 51 | 48 | 10 | 38 |
| 139 | 128 | 28 | 143 |
| 66 | 58 | 18 | 61 |
| 73 | 70 | 10 | 82 |
| 175 | 162 | 48 | 195 |
| 82 | 76 | 29 | 83 |
| 93 | 86 | 19 | 112 |
| 170 | 156 | 39 | 143 |
| 58 | 52 | 15 | 57 |
| 112 | 104 | 24 | 86 |
| 191 | 178 | 37 | 192 |
| 79 | 69 | 24 | 89 |
| 112 | 109 | 13 | 103 |
| 159 | 143 | 48 | 157 |
| 64 | 54 | 26 | 71 |
| 95 | 89 | 22 | 86 |
| 129 | 126 | 14 | 127 |
| 59 | 57 | 8 | 62 |
| 70 | 69 | 6 | 65 |
| 137 | 131 | 30 | 124 |
| 54 | 49 | 17 | 57 |
| 83 | 82 | 13 | 67 |
| 183 | 168 | 39 | 152 |
| 64 | 54 | 19 | 67 |
| 119 | 114 | 20 | 85 |
| 166 | 153 | 30 | 133 |
| 55 | 46 | 16 | 51 |
| 111 | 107 | 14 | 82 |
| 1,132 | 1,013 | 339 | 1,149 |
| 451 | 387 | 172 | 572 |
| 681 | 626 | 167 | 577 |
| 741 | 662 | 220 | 779 |
| 292 | 247 | 109 | 396 |
| 449 | 415 | 111 | 383 |
| 391 | 351 | 119 | 370 |
| 159 | 140 | 63 | 176 |
| 232 | 211 | 56 | 194 |

Note : 1) Based on Resident Registration Address

2) Total Number of 1st Examinees" refers to the total number of actual examinees including those classified as Normal A, Normal B, Suspected Disease or Diagnosed with Diseases

3) The total number of actual examinees classified as suspected disease was calculated by deducting the number of overlaps between cases of general suspected disease and cases of suspected hypertension or diabetes

| Division | | | | | |
|----------|-------|----------------------------|--------------------|---------------------------|-------------------------|
| | | Number of actual examinees | Obesity management | Blood pressure management | Dyslipidemia management |
| Total | Total | 402,659 | 137,755 | 164,831 | 206,920 |
| | M | 217,570 | 94,550 | 106,225 | 105,046 |
| | F | 185,089 | 43,205 | 58,606 | 101,874 |
| Seoul | S.T | 79,571 | 27,096 | 32,347 | 42,124 |
| | M | 41,914 | 18,882 | 20,408 | 20,525 |
| | F | 37,657 | 8,214 | 11,939 | 21,599 |
| Busan | S.T | 25,161 | 8,673 | 9,128 | 12,920 |
| | M | 13,401 | 5,983 | 6,035 | 6,536 |
| | F | 11,760 | 2,690 | 3,093 | 6,384 |
| Daegu | S.T | 20,203 | 6,365 | 8,288 | 10,071 |
| | M | 10,341 | 4,314 | 5,067 | 4,990 |
| | F | 9,862 | 2,051 | 3,221 | 5,081 |
| Incheon | S.T | 22,833 | 8,211 | 10,286 | 10,958 |
| | M | 12,385 | 5,478 | 6,382 | 5,757 |
| | F | 10,448 | 2,733 | 3,904 | 5,201 |
| Gwangju | S.T | 11,657 | 3,905 | 3,920 | 6,228 |
| | M | 5,992 | 2,590 | 2,600 | 2,933 |
| | F | 5,665 | 1,315 | 1,320 | 3,295 |
| Daejeon | S.T | 13,571 | 4,412 | 5,488 | 7,042 |
| | M | 7,177 | 3,046 | 3,543 | 3,454 |
| | F | 6,394 | 1,366 | 1,945 | 3,588 |
| Ulsan | S.T | 10,230 | 3,215 | 4,686 | 5,202 |
| | M | 5,703 | 2,243 | 3,212 | 2,767 |
| | F | 4,527 | 972 | 1,474 | 2,435 |
| Sejong | S.T | 671 | 254 | 276 | 340 |
| | M | 400 | 173 | 195 | 195 |
| | F | 271 | 81 | 81 | 145 |

XX aX X
j aX X X
kaX X zX X X X X X X X X
XII-j a X X

Turning Point Health Examinations by Province and Gender (Age 40)

XX a
(Unit : Person)

| X Normal B) | | | | | |
|---------------------------|---------------------|---------------------------|-------------------|-------------------------|---------------------------|
| Liver function management | Diabetes management | Renal function management | Anemia management | Osteoporosis management | Other disorder management |
| 41,260 | 86,368 | 12,579 | 43,469 | 199 | 43,149 |
| 30,817 | 55,991 | 6,472 | 2,991 | 97 | 23,952 |
| 10,443 | 30,377 | 6,107 | 40,478 | 102 | 19,197 |
| 7,791 | 16,896 | 2,915 | 7,754 | 32 | 9,380 |
| 5,743 | 10,931 | 1,418 | 420 | 18 | 4,975 |
| 2,048 | 5,965 | 1,497 | 7,334 | 14 | 4,405 |
| 2,493 | 5,375 | 800 | 3,023 | 4 | 2,918 |
| 1,896 | 3,510 | 411 | 215 | 3 | 1,485 |
| 597 | 1,865 | 389 | 2,808 | 1 | 1,433 |
| 2,044 | 3,636 | 644 | 2,823 | 11 | 1,902 |
| 1,566 | 2,296 | 331 | 187 | 4 | 797 |
| 478 | 1,340 | 313 | 2,636 | 7 | 1,105 |
| 2,477 | 5,011 | 888 | 2,401 | 20 | 2,170 |
| 1,770 | 3,292 | 454 | 158 | 11 | 1,263 |
| 707 | 1,719 | 434 | 2,243 | 9 | 907 |
| 1,044 | 2,701 | 184 | 1,434 | 15 | 1,154 |
| 791 | 1,731 | 94 | 66 | 4 | 595 |
| 253 | 970 | 90 | 1,368 | 11 | 559 |
| 1,456 | 3,100 | 352 | 1,680 | 5 | 1,389 |
| 1,046 | 2,029 | 188 | 121 | 4 | 796 |
| 410 | 1,071 | 164 | 1,559 | 1 | 593 |
| 1,212 | 2,411 | 364 | 1,114 | 27 | 786 |
| 939 | 1,383 | 211 | 78 | 11 | 408 |
| 273 | 1,028 | 153 | 1,036 | 16 | 378 |
| 72 | 163 | 24 | 58 | – | 49 |
| 56 | 122 | 16 | 8 | – | 33 |
| 16 | 41 | 8 | 50 | – | 16 |

Note : 1) Based on Resident Registration Address

2) Includes examinees with overlapping diagnoses within each item

3) The number of actual examinees means total examinees who were diagnosed of Normal B, it is different from databases on table –2

Table III-4

Detailed Statistics on First Diagnoses of Normal B Status Based on Life

| | | | | | | | | | | |
|--------|---|----|---|---|---|---|----|----------|---|---|
| XXaX | X | | | | | | | | | |
| j aX X | X | X | | | | | | | | |
| kaX | X | zX | X | X | X | X | dX | XIII-j a | X | X |

Turning Point Health Examinations by Province and Gender (Age 40) <Cont'd>

XX a
(Unit : Person)

| X Normal B) | | | | | |
|---------------------------|---------------------|---------------------------|-------------------|-------------------------|---------------------------|
| Liver function management | Diabetes management | Renal function management | Anemia management | Osteoporosis management | Other disorder management |
| 10,980 | 22,102 | 3,547 | 10,393 | 30 | 11,837 |
| 8,095 | 14,428 | 1,741 | 625 | 15 | 6,561 |
| 2,885 | 7,674 | 1,806 | 9,768 | 15 | 5,276 |
| 1,035 | 2,237 | 308 | 1,063 | – | 802 |
| 795 | 1,485 | 173 | 65 | – | 459 |
| 240 | 752 | 135 | 998 | – | 343 |
| 1,190 | 2,490 | 304 | 1,166 | 1 | 1,110 |
| 918 | 1,563 | 188 | 71 | – | 657 |
| 272 | 927 | 116 | 1,095 | 1 | 453 |
| 1,690 | 3,431 | 399 | 1,334 | 1 | 1,338 |
| 1,285 | 2,277 | 256 | 90 | 1 | 834 |
| 405 | 1,154 | 143 | 1,244 | – | 504 |
| 1,300 | 2,501 | 258 | 1,703 | 5 | 1,115 |
| 988 | 1,557 | 149 | 128 | 4 | 615 |
| 312 | 944 | 109 | 1,575 | 1 | 500 |
| 1,418 | 3,746 | 254 | 1,838 | 23 | 1,188 |
| 1,024 | 2,332 | 120 | 210 | 9 | 748 |
| 394 | 1,414 | 134 | 1,628 | 14 | 440 |
| 1,868 | 3,941 | 486 | 2,274 | 15 | 1,910 |
| 1,456 | 2,613 | 267 | 178 | 6 | 1,091 |
| 412 | 1,328 | 219 | 2,096 | 9 | 819 |
| 2,815 | 5,680 | 733 | 3,046 | 9 | 3,759 |
| 2,179 | 3,793 | 397 | 348 | 7 | 2,413 |
| 636 | 1,887 | 336 | 2,698 | 2 | 1,346 |
| 375 | 947 | 119 | 365 | 1 | 342 |
| 270 | 649 | 58 | 23 | – | 222 |
| 105 | 298 | 61 | 342 | 1 | 120 |

Note : 1) Based on Resident Registration Address

2) Includes examinees with overlapping diagnoses within each item

3) The number of actual examinees means total examinees who were diagnosed of Normal B, it is different from databases on table –2

Table III-5

Detailed Statistics on First Diagnoses of Normal B Status Based on Life

[illegible]

#

4

/((fi

Turning Point Health Examinations by Province and Gender (Age 66)

XX a
(Unit : Person)

| X Normal B) | | | | | |
|---------------------------|---------------------|---------------------------|-------------------|-------------------------|---------------------------|
| Liver function management | Diabetes management | Renal function management | Anemia management | Osteoporosis management | Other disorder management |
| 20,238 | 57,582 | 7,849 | 21,174 | 41,769 | 42,049 |
| 10,789 | 29,971 | 3,661 | 5,913 | 339 | 19,724 |
| 9,449 | 27,611 | 4,188 | 15,261 | 41,430 | 22,325 |
| 4,255 | 13,250 | 1,920 | 3,848 | 9,774 | 8,531 |
| 2,144 | 6,704 | 872 | 1,023 | 82 | 3,862 |
| 2,111 | 6,546 | 1,048 | 2,825 | 9,692 | 4,669 |
| 1,704 | 5,063 | 989 | 1,787 | 3,528 | 4,777 |
| 954 | 2,696 | 450 | 537 | 3 | 2,218 |
| 750 | 2,367 | 539 | 1,250 | 3,525 | 2,559 |
| 923 | 2,478 | 310 | 1,101 | 1,961 | 1,790 |
| 496 | 1,260 | 125 | 308 | 3 | 765 |
| 427 | 1,218 | 185 | 793 | 1,958 | 1,025 |
| 1,128 | 2,832 | 341 | 967 | 1,994 | 1,501 |
| 569 | 1,460 | 158 | 301 | 23 | 713 |
| 559 | 1,372 | 183 | 666 | 1,971 | 788 |
| 480 | 1,490 | 116 | 543 | 1,208 | 1,040 |
| 272 | 806 | 65 | 167 | 7 | 483 |
| 208 | 684 | 51 | 376 | 1,201 | 557 |
| 565 | 1,463 | 146 | 565 | 1,280 | 1,752 |
| 274 | 780 | 84 | 153 | 2 | 847 |
| 291 | 683 | 62 | 412 | 1,278 | 905 |
| 362 | 913 | 116 | 256 | 693 | 774 |
| 208 | 480 | 45 | 87 | 9 | 409 |
| 154 | 433 | 71 | 169 | 684 | 365 |
| 43 | 99 | 17 | 38 | 55 | 79 |
| 28 | 55 | 13 | 17 | – | 51 |
| 15 | 44 | 4 | 21 | 55 | 28 |

Note : 1) Based on Resident Registration Address

2) Includes examinees with overlapping diagnoses within each item

3) The number of actual examinees means total examinees who were diagnosed of Normal B, it is different from databases on table –3

Table III-5

Detailed Statistics on First Diagnoses of Normal B Status Based on Life

[illegible]

4 /((fi. O

Turning Point Health Examinations by Province and Gender (Age 66) <Cont'd>

XX a
(Unit : Person)

| X Normal B) | | | | | |
|---------------------------|---------------------|---------------------------|-------------------|-------------------------|---------------------------|
| Liver function management | Diabetes management | Renal function management | Anemia management | Osteoporosis management | Other disorder management |
| 4,014 | 11,460 | 1,693 | 3,725 | 8,423 | 8,022 |
| 2,081 | 6,001 | 801 | 949 | 35 | 3,826 |
| 1,933 | 5,459 | 892 | 2,776 | 8,388 | 4,196 |
| 801 | 1,861 | 385 | 698 | 1,497 | 1,247 |
| 430 | 1,007 | 153 | 194 | 49 | 624 |
| 371 | 854 | 232 | 504 | 1,448 | 623 |
| 657 | 1,812 | 225 | 608 | 954 | 1,277 |
| 348 | 942 | 140 | 168 | 5 | 648 |
| 309 | 870 | 85 | 440 | 949 | 629 |
| 747 | 2,328 | 190 | 853 | 1,498 | 1,599 |
| 414 | 1,254 | 101 | 251 | 58 | 828 |
| 333 | 1,074 | 89 | 602 | 1,440 | 771 |
| 827 | 2,295 | 329 | 1,229 | 1,886 | 1,830 |
| 470 | 1,219 | 147 | 320 | 3 | 807 |
| 357 | 1,076 | 182 | 909 | 1,883 | 1,023 |
| 1,153 | 3,306 | 237 | 1,778 | 2,048 | 1,941 |
| 672 | 1,694 | 120 | 515 | 30 | 946 |
| 481 | 1,612 | 117 | 1,263 | 2,018 | 995 |
| 1,042 | 2,879 | 399 | 1,495 | 1,945 | 2,707 |
| 593 | 1,505 | 158 | 441 | 12 | 1,194 |
| 449 | 1,374 | 241 | 1,054 | 1,933 | 1,513 |
| 1,269 | 3,319 | 378 | 1,479 | 2,376 | 2,946 |
| 693 | 1,722 | 204 | 431 | 17 | 1,398 |
| 576 | 1,597 | 174 | 1,048 | 2,359 | 1,548 |
| 268 | 734 | 58 | 204 | 649 | 236 |
| 143 | 386 | 25 | 51 | 1 | 105 |
| 125 | 348 | 33 | 153 | 648 | 131 |

Note : 1) Based on Resident Registration Address

2) Includes examinees with overlapping diagnoses within each item

3) The number of actual examinees means total examinees who were diagnosed of Normal B, it is different from databases on table -3

Table III-6

Detailed Statistics on First Diagnoses of Suspected Disease Based on

| Division | | (General suspected) | | | | |
|----------|-------|----------------------------|--------------|---------------------|--------------|---------------|
| | | Number of actual examinees | Tuberculosis | Other chest disease | Dyslipidemia | Liver disease |
| Total | Total | 191,529 | 616 | 9,892 | 116,341 | 78,008 |
| | M | 130,001 | 350 | 5,717 | 89,039 | 63,600 |
| | F | 61,528 | 266 | 4,175 | 27,302 | 14,408 |
| Seoul | S.T | 37,326 | 148 | 2,207 | 22,759 | 14,871 |
| | M | 25,266 | 79 | 1,251 | 17,285 | 12,061 |
| | F | 12,060 | 69 | 956 | 5,474 | 2,810 |
| Busan | S.T | 11,769 | 44 | 584 | 7,340 | 5,022 |
| | M | 7,972 | 27 | 328 | 5,577 | 4,068 |
| | F | 3,797 | 17 | 256 | 1,763 | 954 |
| Daegu | S.T | 8,849 | 31 | 477 | 5,028 | 3,404 |
| | M | 5,897 | 17 | 278 | 3,859 | 2,764 |
| | F | 2,952 | 14 | 199 | 1,169 | 640 |
| Incheon | S.T | 10,906 | 24 | 452 | 6,369 | 4,718 |
| | M | 7,340 | 17 | 263 | 4,891 | 3,801 |
| | F | 3,566 | 7 | 189 | 1,478 | 917 |
| Gwangju | S.T | 5,529 | 15 | 275 | 3,502 | 2,183 |
| | M | 3,687 | 9 | 162 | 2,634 | 1,785 |
| | F | 1,842 | 6 | 113 | 868 | 398 |
| Daejeon | S.T | 6,117 | 11 | 315 | 3,754 | 2,392 |
| | M | 4,083 | 11 | 175 | 2,883 | 1,945 |
| | F | 2,034 | - | 140 | 871 | 447 |
| Ulsan | S.T | 4,613 | 18 | 166 | 2,886 | 1,810 |
| | M | 3,124 | 7 | 81 | 2,164 | 1,452 |
| | F | 1,489 | 11 | 85 | 722 | 358 |
| Sejong | S.T | 338 | 2 | 18 | 220 | 138 |
| | M | 238 | 2 | 10 | 170 | 117 |
| | F | 100 | - | 8 | 50 | 21 |

XX aX X
j aX X X X
kaX X X X X X X dX XIII-j a X X

#

/&" fi

Life Turning Point Health Examinations by Province and Gender (Age 40)

XX a
(Unit : Person)

| disease) | | | | × X (Suspected hypertension or diabetes) | | |
|----------------|---------------|--------------|---------------|---|---------------|---------------|
| Kidney disease | Anemia | Osteoporosis | Other disease | Number of actual examinees | Hypertension | Diabetes |
| 11,771 | 12,075 | 10 | 30,460 | 42,395 | 32,156 | 12,709 |
| 6,054 | 893 | 5 | 20,058 | 31,284 | 23,961 | 9,357 |
| 5,717 | 11,182 | 5 | 10,402 | 11,111 | 8,195 | 3,352 |
| 2,457 | 2,070 | 1 | 6,424 | 8,504 | 6,795 | 2,221 |
| 1,261 | 150 | 1 | 4,428 | 6,382 | 5,128 | 1,676 |
| 1,196 | 1,920 | – | 1,996 | 2,122 | 1,667 | 545 |
| 724 | 825 | – | 1,251 | 2,377 | 1,649 | 858 |
| 405 | 67 | – | 847 | 1,753 | 1,220 | 642 |
| 319 | 758 | – | 404 | 624 | 429 | 216 |
| 644 | 817 | – | 1,083 | 2,095 | 1,580 | 637 |
| 345 | 59 | – | 764 | 1,496 | 1,115 | 481 |
| 299 | 758 | – | 319 | 599 | 465 | 156 |
| 820 | 694 | 3 | 1,844 | 2,582 | 1,962 | 760 |
| 409 | 57 | 1 | 1,122 | 1,893 | 1,468 | 543 |
| 411 | 637 | 2 | 722 | 689 | 494 | 217 |
| 232 | 398 | – | 675 | 955 | 617 | 390 |
| 107 | 27 | – | 426 | 692 | 459 | 271 |
| 125 | 371 | – | 249 | 263 | 158 | 119 |
| 344 | 447 | 1 | 991 | 1,283 | 962 | 390 |
| 191 | 33 | – | 596 | 970 | 750 | 280 |
| 153 | 414 | 1 | 395 | 313 | 212 | 110 |
| 242 | 279 | – | 672 | 994 | 682 | 364 |
| 112 | 27 | – | 460 | 726 | 506 | 260 |
| 130 | 252 | – | 212 | 268 | 176 | 104 |
| 17 | 18 | – | 43 | 52 | 37 | 15 |
| 10 | 1 | – | 27 | 39 | 30 | 9 |
| 7 | 17 | – | 16 | 13 | 7 | 6 |

Note 1) Based on Resident Registration Address

2) Includes examinees with overlapping diagnoses within each item

3) The number of actual examinees means total examinees who were diagnosed of Suspected disease, it is different from databases, table –2

| Division | | (General suspected) | | | | |
|-----------|-----|----------------------------|--------------|---------------------|--------------|---------------|
| | | Number of actual examinees | Tuberculosis | Other chest disease | Dyslipidemia | Liver disease |
| Gyeonggi | S.T | 50,432 | 155 | 2,587 | 30,731 | 20,689 |
| | M | 34,375 | 89 | 1,510 | 23,656 | 16,872 |
| | F | 16,057 | 66 | 1,077 | 7,075 | 3,817 |
| Gangwon | S.T | 5,419 | 12 | 268 | 3,279 | 2,550 |
| | M | 3,817 | 7 | 169 | 2,538 | 2,106 |
| | F | 1,602 | 5 | 99 | 741 | 444 |
| Chungbuk | S.T | 5,829 | 16 | 263 | 3,707 | 2,385 |
| | M | 3,935 | 14 | 149 | 2,788 | 1,964 |
| | F | 1,894 | 2 | 114 | 919 | 421 |
| Chungnam | S.T | 7,165 | 19 | 335 | 4,578 | 2,867 |
| | M | 4,956 | 9 | 192 | 3,535 | 2,345 |
| | F | 2,209 | 10 | 143 | 1,043 | 522 |
| Jeonbuk | S.T | 6,338 | 13 | 263 | 3,995 | 2,561 |
| | M | 4,270 | 7 | 174 | 3,044 | 2,112 |
| | F | 2,068 | 6 | 89 | 951 | 449 |
| Jeonnam | S.T | 6,561 | 8 | 291 | 4,115 | 2,799 |
| | M | 4,434 | 2 | 184 | 3,074 | 2,272 |
| | F | 2,127 | 6 | 107 | 1,041 | 527 |
| Gyeongbuk | S.T | 9,708 | 29 | 432 | 5,270 | 3,770 |
| | M | 6,651 | 13 | 263 | 4,131 | 3,151 |
| | F | 3,057 | 16 | 169 | 1,139 | 619 |
| Gyeongnam | S.T | 12,526 | 62 | 881 | 7,565 | 4,880 |
| | M | 8,562 | 36 | 474 | 5,870 | 4,005 |
| | F | 3,964 | 26 | 407 | 1,695 | 875 |
| Jeju | S.T | 2,104 | 9 | 78 | 1,243 | 969 |
| | M | 1,394 | 4 | 54 | 940 | 780 |
| | F | 710 | 5 | 24 | 303 | 189 |

XX aX

X

j aX X

X

X

X

X

X

X

dX

X

X

X

X

X

X

X

/&" fi. O

Life Turning Point Health Examinations by Province and Gender (Age 40) <Cont'd>

XX a
(Unit : Person)

| disease) | | | | × X (Suspected hypertension or diabetes) | | |
|----------------|--------|--------------|---------------|---|--------------|----------|
| Kidney disease | Anemia | Osteoporosis | Other disease | Number of actual examinees | Hypertension | Diabetes |
| 3,185 | 2,916 | 1 | 8,572 | 11,580 | 9,201 | 3,036 |
| 1,510 | 197 | 1 | 5,762 | 8,490 | 6,785 | 2,249 |
| 1,675 | 2,719 | – | 2,810 | 3,090 | 2,416 | 787 |
| 284 | 310 | – | 684 | 1,358 | 1,057 | 381 |
| 162 | 26 | – | 454 | 1,011 | 793 | 286 |
| 122 | 284 | – | 230 | 347 | 264 | 95 |
| 304 | 321 | 1 | 957 | 1,271 | 954 | 385 |
| 152 | 18 | – | 613 | 941 | 723 | 273 |
| 152 | 303 | 1 | 344 | 330 | 231 | 112 |
| 395 | 391 | 1 | 1,264 | 1,691 | 1,257 | 532 |
| 213 | 28 | 1 | 838 | 1,260 | 945 | 392 |
| 182 | 363 | – | 426 | 431 | 312 | 140 |
| 314 | 554 | – | 671 | 1,317 | 928 | 463 |
| 170 | 44 | – | 392 | 974 | 716 | 317 |
| 144 | 510 | – | 279 | 343 | 212 | 146 |
| 333 | 480 | 1 | 805 | 1,240 | 772 | 548 |
| 178 | 42 | – | 489 | 866 | 531 | 394 |
| 155 | 438 | 1 | 316 | 374 | 241 | 154 |
| 574 | 619 | 1 | 2,423 | 1,966 | 1,438 | 651 |
| 348 | 46 | 1 | 1,496 | 1,457 | 1,074 | 490 |
| 226 | 573 | – | 927 | 509 | 364 | 161 |
| 737 | 796 | – | 1,835 | 2,613 | 1,838 | 950 |
| 394 | 67 | – | 1,174 | 1,935 | 1,387 | 693 |
| 343 | 729 | – | 661 | 678 | 451 | 257 |
| 165 | 140 | – | 266 | 517 | 427 | 128 |
| 87 | 4 | – | 170 | 399 | 331 | 101 |
| 78 | 136 | – | 96 | 118 | 96 | 27 |

Note 1) Based on Resident Registration Address

2) Includes examinees with overlapping diagnoses within each item

3) The number of actual examinees means total examinees who were diagnosed of Suspected disease, it is different from databases, table –2

Table III-7 Detailed Statistics on First Diagnoses of Suspected Disease Based on

| Division | | (General) | | | | |
|----------|-------|----------------------------|--------------|---------------------|--------------|---------------|
| | | Number of actual examinees | Tuberculosis | Other chest disease | Dyslipidemia | Liver disease |
| Total | Total | 147,449 | 678 | 23,990 | 61,576 | 30,080 |
| | M | 58,503 | 486 | 11,721 | 27,926 | 18,051 |
| | F | 88,946 | 192 | 12,269 | 33,650 | 12,029 |
| Seoul | S.T | 31,118 | 158 | 5,433 | 12,366 | 6,105 |
| | M | 12,076 | 108 | 2,389 | 5,670 | 3,534 |
| | F | 19,042 | 50 | 3,044 | 6,696 | 2,571 |
| Busan | S.T | 12,158 | 42 | 2,382 | 5,186 | 2,688 |
| | M | 4,850 | 26 | 1,213 | 2,316 | 1,636 |
| | F | 7,308 | 16 | 1,169 | 2,870 | 1,052 |
| Daegu | S.T | 6,674 | 32 | 1,080 | 2,509 | 1,192 |
| | M | 2,565 | 27 | 544 | 1,132 | 695 |
| | F | 4,109 | 5 | 536 | 1,377 | 497 |
| Incheon | S.T | 7,148 | 31 | 964 | 2,794 | 1,514 |
| | M | 2,856 | 21 | 496 | 1,337 | 889 |
| | F | 4,292 | 10 | 468 | 1,457 | 625 |
| Gwangju | S.T | 3,933 | 26 | 457 | 1,725 | 742 |
| | M | 1,569 | 17 | 266 | 755 | 467 |
| | F | 2,364 | 9 | 191 | 970 | 275 |
| Daejeon | S.T | 3,777 | 6 | 639 | 1,559 | 753 |
| | M | 1,509 | 5 | 331 | 758 | 427 |
| | F | 2,268 | 1 | 308 | 801 | 326 |
| Ulsan | S.T | 2,078 | 6 | 243 | 1,021 | 527 |
| | M | 897 | 6 | 125 | 475 | 327 |
| | F | 1,181 | - | 118 | 546 | 200 |
| Sejong | S.T | 313 | - | 66 | 134 | 77 |
| | M | 136 | - | 22 | 69 | 53 |
| | F | 177 | - | 44 | 65 | 24 |

XX aX X
j aX X X
kaX X X X X X X dX XII-ka X X

#

/((fi

Life Turning Point Health Examinations by Province and Gender (Age 66)

(Unit : Person)

| Province | | | | Suspected hypertension or diabetes | | |
|----------------|--------------|---------------|---------------|------------------------------------|---------------|---------------|
| Kidney disease | Anemia | Osteoporosis | Other disease | Number of actual examinees | Hypertension | Diabetes |
| 16,861 | 3,824 | 48,762 | 30,672 | 28,152 | 19,609 | 10,246 |
| 8,205 | 2,792 | 30 | 12,760 | 15,180 | 10,038 | 6,235 |
| 8,656 | 1,032 | 48,732 | 17,912 | 12,972 | 9,571 | 4,011 |
| 3,711 | 611 | 10,159 | 7,235 | 5,875 | 4,159 | 2,018 |
| 1,751 | 436 | 1 | 3,051 | 3,132 | 2,122 | 1,200 |
| 1,960 | 175 | 10,158 | 4,184 | 2,743 | 2,037 | 818 |
| 1,255 | 370 | 4,241 | 1,317 | 2,164 | 1,407 | 882 |
| 708 | 265 | - | 516 | 1,159 | 695 | 544 |
| 547 | 105 | 4,241 | 801 | 1,005 | 712 | 338 |
| 702 | 229 | 2,428 | 1,587 | 1,321 | 951 | 465 |
| 345 | 162 | 1 | 643 | 701 | 493 | 264 |
| 357 | 67 | 2,427 | 944 | 620 | 458 | 201 |
| 1,090 | 188 | 2,265 | 1,650 | 1,431 | 926 | 578 |
| 481 | 129 | 1 | 666 | 790 | 487 | 355 |
| 609 | 59 | 2,264 | 984 | 641 | 439 | 223 |
| 360 | 127 | 1,367 | 867 | 699 | 457 | 280 |
| 193 | 97 | - | 371 | 378 | 229 | 178 |
| 167 | 30 | 1,367 | 496 | 321 | 228 | 102 |
| 369 | 89 | 1,286 | 809 | 599 | 418 | 213 |
| 190 | 69 | 13 | 318 | 317 | 207 | 133 |
| 179 | 20 | 1,273 | 491 | 282 | 211 | 80 |
| 188 | 55 | 615 | 344 | 443 | 303 | 173 |
| 96 | 45 | - | 175 | 251 | 164 | 109 |
| 92 | 10 | 615 | 169 | 192 | 139 | 64 |
| 27 | 9 | 91 | 51 | 64 | 49 | 19 |
| 14 | 9 | - | 24 | 36 | 25 | 15 |
| 13 | - | 91 | 27 | 28 | 24 | 4 |

Note 1) Based on Resident Registration Address

2) Includes examinees with overlapping diagnoses within each item

3) The number of actual examinees means total examinees who were diagnosed of Suspected disease, it is different from databases, table -3

| Division | | (General) | | | | |
|-----------|-----|----------------------------|--------------|---------------------|--------------|---------------|
| | | Number of actual examinees | Tuberculosis | Other chest disease | Dyslipidemia | Liver disease |
| Gyeonggi | S.T | 29,611 | 140 | 4,678 | 12,210 | 5,921 |
| | M | 11,594 | 98 | 2,163 | 5,564 | 3,407 |
| | F | 18,017 | 42 | 2,515 | 6,646 | 2,514 |
| Gangwon | S.T | 5,854 | 15 | 1,014 | 2,449 | 1,260 |
| | M | 2,419 | 12 | 541 | 1,149 | 807 |
| | F | 3,435 | 3 | 473 | 1,300 | 453 |
| Chungbuk | S.T | 4,872 | 25 | 640 | 2,367 | 971 |
| | M | 1,979 | 19 | 323 | 1,069 | 580 |
| | F | 2,893 | 6 | 317 | 1,298 | 391 |
| Chungnam | S.T | 6,185 | 29 | 1,020 | 2,829 | 1,244 |
| | M | 2,646 | 22 | 556 | 1,312 | 780 |
| | F | 3,539 | 7 | 464 | 1,517 | 464 |
| Jeonbuk | S.T | 6,909 | 29 | 982 | 3,052 | 1,358 |
| | M | 2,720 | 22 | 510 | 1,322 | 836 |
| | F | 4,189 | 7 | 472 | 1,730 | 522 |
| Jeonnam | S.T | 7,622 | 28 | 906 | 3,462 | 1,804 |
| | M | 3,071 | 20 | 482 | 1,537 | 1,194 |
| | F | 4,551 | 8 | 424 | 1,925 | 610 |
| Gyeongbuk | S.T | 8,299 | 47 | 1,362 | 3,285 | 1,584 |
| | M | 3,230 | 37 | 662 | 1,426 | 992 |
| | F | 5,069 | 10 | 700 | 1,859 | 592 |
| Gyeongnam | S.T | 9,215 | 60 | 1,965 | 3,796 | 1,966 |
| | M | 3,671 | 44 | 997 | 1,664 | 1,192 |
| | F | 5,544 | 16 | 968 | 2,132 | 774 |
| Jeju | S.T | 1,683 | 4 | 159 | 832 | 374 |
| | M | 715 | 2 | 101 | 371 | 235 |
| | F | 968 | 2 | 58 | 461 | 139 |

XX aX X
j aX X X X
kaX X X X X X X dX XII-ka X X

/ ((fi. O
Life Turning Point Health Examinations by Province and Gender (Age 66) <Cont'd>
(Unit : Person)

| | | | | × X (Suspected hypertension or diabetes) | | |
|-------|-----|-------|-------|---|--------------|----------|
| | | | | Number of actual examinees | Hypertension | Diabetes |
| 4,064 | 633 | 9,652 | 6,551 | 5,562 | 3,999 | 1,889 |
| 1,826 | 466 | 7 | 2,782 | 3,104 | 2,140 | 1,178 |
| 2,238 | 167 | 9,645 | 3,769 | 2,458 | 1,859 | 711 |
| 644 | 169 | 1,983 | 1,148 | 1,212 | 887 | 401 |
| 328 | 129 | 1 | 468 | 643 | 446 | 245 |
| 316 | 40 | 1,982 | 680 | 569 | 441 | 156 |
| 542 | 109 | 1,382 | 1,195 | 1,025 | 742 | 351 |
| 266 | 80 | 2 | 509 | 537 | 374 | 209 |
| 276 | 29 | 1,380 | 686 | 488 | 368 | 142 |
| 702 | 152 | 1,618 | 1,589 | 1,298 | 1,009 | 392 |
| 333 | 117 | 1 | 674 | 714 | 547 | 236 |
| 369 | 35 | 1,617 | 915 | 584 | 462 | 156 |
| 677 | 226 | 2,338 | 1,238 | 1,227 | 835 | 492 |
| 331 | 159 | 2 | 509 | 662 | 416 | 306 |
| 346 | 67 | 2,336 | 729 | 565 | 419 | 186 |
| 630 | 291 | 2,689 | 1,318 | 1,657 | 1,025 | 760 |
| 348 | 211 | 1 | 541 | 862 | 494 | 447 |
| 282 | 80 | 2,688 | 777 | 795 | 531 | 313 |
| 838 | 260 | 2,929 | 2,075 | 1,559 | 1,120 | 528 |
| 432 | 197 | – | 832 | 832 | 555 | 325 |
| 406 | 63 | 2,929 | 1,243 | 727 | 565 | 203 |
| 818 | 269 | 3,288 | 1,408 | 1,613 | 1,019 | 685 |
| 414 | 193 | – | 566 | 855 | 504 | 412 |
| 404 | 76 | 3,288 | 842 | 758 | 515 | 273 |
| 244 | 37 | 431 | 290 | 403 | 303 | 120 |
| 149 | 28 | – | 115 | 207 | 140 | 79 |
| 95 | 9 | 431 | 175 | 196 | 163 | 41 |

Note 1) Based on Resident Registration Address
2) Includes examinees with overlapping diagnoses within each item
3) The number of actual examinees means total examinees who were diagnosed of Suspected disease, it is different from databases, table –3

Table III-8 Detailed Statistics on First Diagnoses of Patients with Diseases Based on

| Division | | *Diagnosed with diseasea | | | | |
|----------|-------|----------------------------|--------------|----------|--------------|--------------|
| | | Number of actual examinees | Hypertension | Diabetes | Dyslipidemia | Tuberculosis |
| Total | Total | 22,515 | 15,549 | 6,395 | 3,067 | 690 |
| | M | 16,646 | 11,763 | 4,545 | 2,422 | 421 |
| | F | 5,869 | 3,786 | 1,850 | 645 | 269 |
| Seoul | S.T | 4,340 | 3,045 | 1,194 | 642 | 147 |
| | M | 3,229 | 2,349 | 857 | 484 | 78 |
| | F | 1,111 | 696 | 337 | 158 | 69 |
| Busan | S.T | 1,275 | 814 | 415 | 171 | 43 |
| | M | 982 | 654 | 299 | 139 | 25 |
| | F | 293 | 160 | 116 | 32 | 18 |
| Daegu | S.T | 1,037 | 687 | 302 | 141 | 35 |
| | M | 747 | 504 | 216 | 110 | 19 |
| | F | 290 | 183 | 86 | 31 | 16 |
| Incheon | S.T | 1,531 | 1,083 | 413 | 226 | 46 |
| | M | 1,112 | 799 | 290 | 183 | 30 |
| | F | 419 | 284 | 123 | 43 | 16 |
| Gwangju | S.T | 507 | 320 | 156 | 57 | 27 |
| | M | 361 | 229 | 112 | 46 | 18 |
| | F | 146 | 91 | 44 | 11 | 9 |
| Daejeon | S.T | 766 | 536 | 224 | 97 | 13 |
| | M | 558 | 402 | 153 | 77 | 8 |
| | F | 208 | 134 | 71 | 20 | 5 |
| Ulsan | S.T | 476 | 332 | 129 | 41 | 19 |
| | M | 348 | 247 | 90 | 31 | 15 |
| | F | 128 | 85 | 39 | 10 | 4 |
| Sejong | S.T | 46 | 32 | 13 | 4 | 3 |
| | M | 36 | 26 | 10 | 4 | 2 |
| | F | 10 | 6 | 3 | - | 1 |

XXaX X
j aX X X
kaX X X X X X X

Life Turning Po

ear

nat

ce

40)

: Per

Number

Type

Diab

Dyslipide

erculosis

S.T

203

G "1 UCCBMS-7 SERVO (K) C 102

118
p105W(t@D #WV.pñRyq0

118

██████████

Table III-9 Detailed Statistics on First Diagnoses of Patients with Diseases Based on

| Division | | *Diagnosed with diseasea | | | | |
|----------|-------|----------------------------|--------------|----------|--------------|--------------|
| | | Number of actual examinees | Hypertension | Diabetes | Dyslipidemia | Tuberculosis |
| Total | Total | 102,339 | 84,477 | 32,560 | 14,722 | 501 |
| | M | 47,222 | 38,810 | 16,742 | 4,542 | 344 |
| | F | 55,117 | 45,667 | 15,818 | 10,180 | 157 |
| Seoul | S.T | 22,972 | 18,873 | 6,787 | 4,239 | 128 |
| | M | 10,571 | 8,795 | 3,465 | 1,244 | 83 |
| | F | 12,401 | 10,078 | 3,322 | 2,995 | 45 |
| Busan | S.T | 7,109 | 5,729 | 2,443 | 838 | 17 |
| | M | 3,366 | 2,691 | 1,274 | 267 | 10 |
| | F | 3,743 | 3,038 | 1,169 | 571 | 7 |
| Daegu | S.T | 3,937 | 3,105 | 1,314 | 575 | 18 |
| | M | 1,818 | 1,448 | 682 | 176 | 13 |
| | F | 2,119 | 1,657 | 632 | 399 | 5 |
| Incheon | S.T | 5,617 | 4,680 | 1,780 | 914 | 63 |
| | M | 2,554 | 2,106 | 880 | 285 | 47 |
| | F | 3,063 | 2,574 | 900 | 629 | 16 |
| Gwangju | S.T | 2,757 | 2,212 | 924 | 333 | 15 |
| | M | 1,320 | 1,057 | 494 | 126 | 7 |
| | F | 1,437 | 1,155 | 430 | 207 | 8 |
| Daejeon | S.T | 2,711 | 2,254 | 830 | 394 | 5 |
| | M | 1,311 | 1,082 | 445 | 138 | 4 |
| | F | 1,400 | 1,172 | 385 | 256 | 1 |
| Ulsan | S.T | 1,499 | 1,250 | 490 | 168 | 10 |
| | M | 720 | 598 | 249 | 53 | 7 |
| | F | 779 | 652 | 241 | 115 | 3 |
| Sejong | S.T | 224 | 185 | 75 | 30 | 3 |
| | M | 113 | 97 | 38 | 11 | 2 |
| | F | 111 | 88 | 37 | 19 | 1 |

XX aX X
j aX X X
kaX X X X X X X

#

/((fi

Life Turning Point Health Examinations by Province and Gender (Age 66)

XX a
(Unit : Person)

| Division | | *Diagnosed with diseasea | | | | |
|-----------|-----|----------------------------|--------------|----------|--------------|--------------|
| | | Number of actual examinees | Hypertension | Diabetes | Dyslipidemia | Tuberculosis |
| Gyeonggi | S.T | 21,649 | 17,976 | 6,843 | 3,252 | 129 |
| | M | 9,866 | 8,176 | 3,496 | 954 | 83 |
| | F | 11,783 | 9,800 | 3,347 | 2,298 | 46 |
| Gangwon | S.T | 4,582 | 3,897 | 1,459 | 584 | 12 |
| | M | 2,118 | 1,785 | 751 | 203 | 9 |
| | F | 2,464 | 2,112 | 708 | 381 | 3 |
| Chungbuk | S.T | 3,363 | 2,813 | 1,094 | 399 | 9 |
| | M | 1,503 | 1,221 | 536 | 118 | 6 |
| | F | 1,860 | 1,592 | 558 | 281 | 3 |
| Chungnam | S.T | 4,195 | 3,558 | 1,295 | 553 | 22 |
| | M | 1,905 | 1,599 | 662 | 179 | 17 |
| | F | 2,290 | 1,959 | 633 | 374 | 5 |
| Jeonbuk | S.T | 4,216 | 3,460 | 1,476 | 491 | 16 |
| | M | 1,970 | 1,581 | 763 | 165 | 13 |
| | F | 2,246 | 1,879 | 713 | 326 | 3 |
| Jeonnam | S.T | 5,477 | 4,557 | 1,845 | 556 | 12 |
| | M | 2,512 | 2,054 | 929 | 189 | 10 |
| | F | 2,965 | 2,503 | 916 | 367 | 2 |
| Gyeongbuk | S.T | 5,442 | 4,520 | 1,752 | 613 | 22 |
| | M | 2,467 | 1,996 | 945 | 192 | 16 |
| | F | 2,975 | 2,524 | 807 | 421 | 6 |
| Gyeongnam | S.T | 5,440 | 4,421 | 1,866 | 609 | 16 |
| | M | 2,536 | 2,028 | 972 | 185 | 13 |
| | F | 2,904 | 2,393 | 894 | 424 | 3 |
| Jeju | S.T | 1,149 | 987 | 287 | 174 | 4 |
| | M | 572 | 496 | 161 | 57 | 4 |
| | F | 577 | 491 | 126 | 117 | - |

Note : 1) Based on Resident Registration Address

2) Includes examinees with overlapping diagnoses within each item

3) The number of actual examinees means total examinees who were diagnosed of Patients with diseases

제 Ⅲ-10 표
Table Ⅲ-10

Ü
Results of Mental Examination within the Life Turning Point Health

j

| | | | | | | | |
|-------|-------|---------|---------|--------|-------|-------|-----|
| Total | Total | 510,914 | 472,306 | 38,608 | 5,848 | 3,827 | 653 |
| | M | 257,468 | 239,580 | 17,888 | 2,037 | 1,414 | 213 |
| | F | 253,446 | 232,726 | 20,720 | 3,811 | 2,413 | 440 |
| Seoul | S.T | 99,802 | 92,661 | 7,141 | 1,296 | 854 | 123 |
| | M | 50,989 | 46,133 | 4,856 | 811 | 547 | 85 |
| | F | 48,813 | 46,528 | 2,285 | 485 | 307 | 38 |
| | S.T | 32,259 | 29,923 | 2,336 | 495 | 343 | . |

/

fi

Examinations by Province and Gender (Mood States and Depression)

XX a
(Unit : Person)

| | nn (Age 66) | | | | | | |
|--------------|---------------------|----------------|---------------|---------------------|--------------|--------------|------------|
| | i X1st Examination) | | | j (2nd Examination) | | | |
| | | | j | | | | |
| 1,368 | 243,397 | 208,977 | 34,420 | 11,583 | 9,659 | 1,012 | 912 |
| 410 | 114,408 | 101,077 | 13,331 | 4,373 | 3,719 | 350 | 304 |
| 958 | 128,989 | 107,900 | 21,089 | 7,210 | 5,940 | 662 | 608 |
| 319 | 51,898 | 43,781 | 8,117 | 2,908 | 2,440 | 263 | 205 |
| 81 | 23,862 | 20,882 | 2,980 | 1,025 | 877 | 76 | 72 |
| 238 | 28,036 | 22,899 | 5,137 | 1,883 | 1,563 | 187 | 133 |
| 110 | 20,137 | 17,338 | 2,799 | 1,295 | 1,096 | 99 | 100 |
| 37 | 9,626 | 8,508 | 1,118 | 496 | 418 | 33 | 45 |
| 73 | 10,511 | 8,830 | 1,681 | 799 | 678 | 66 | 55 |
| 77 | 10,838 | 9,364 | 1,474 | 552 | 459 | 37 | 56 |
| 24 | 5,007 | 4,451 | 556 | 205 | 180 | 11 | 14 |
| 53 | 5,831 | 4,913 | 918 | 347 | 279 | 26 | 42 |
| 76 | 11,837 | 10,127 | 1,710 | 476 | 407 | 36 | 33 |
| 26 | 5,552 | 4,937 | 615 | 163 | 140 | 11 | 12 |
| 50 | 6,285 | 5,190 | 1,095 | 313 | 267 | 25 | 21 |
| 24 | 6,662 | 5,837 | 825 | 233 | 191 | 25 | 17 |
| 11 | 3,159 | 2,838 | 321 | 87 | 74 | 9 | 4 |
| 13 | 3,503 | 2,999 | 504 | 146 | 117 | 16 | 13 |
| 47 | 6,395 | 5,436 | 959 | 379 | 308 | 36 | 35 |
| 10 | 3,077 | 2,695 | 382 | 137 | 113 | 13 | 11 |
| 37 | 3,318 | 2,741 | 577 | 242 | 195 | 23 | 24 |
| 45 | 3,734 | 3,270 | 464 | 183 | 157 | 11 | 15 |
| 14 | 1,880 | 1,680 | 200 | 70 | 64 | 3 | 3 |
| 31 | 1,854 | 1,590 | 264 | 113 | 93 | 8 | 12 |
| 1 | 500 | 456 | 44 | 10 | 9 | – | 1 |
| 1 | 251 | 228 | 23 | 3 | 3 | – | – |
| – | 249 | 228 | 21 | 7 | 6 | – | 1 |

Note : 1) Based on Resident Registration Address

2) Examinees who do not have health check-up results are excluded

제 III-10 표
Table III-10

Ü
Results of Mental Examination within the Life Turning Point Health

| Division | | l h XAge 40) | | | | | |
|-----------|-----|---------------------|---------|-------|---------------------|-------|-----|
| | | i X1st Examination) | | | j (2nd Examination) | | |
| | | | | j | | | |
| Gyeonggi | S.T | 133,457 | 123,778 | 9,679 | 1,649 | 1,049 | 221 |
| | M | 67,105 | 63,128 | 3,977 | 531 | 370 | 61 |
| | F | 66,352 | 60,650 | 5,702 | 1,118 | 679 | 160 |
| Gangwon | S.T | 13,902 | 13,112 | 790 | 146 | 100 | 16 |
| | M | 7,187 | 6,860 | 327 | 51 | 44 | 3 |
| | F | 6,715 | 6,252 | 463 | 95 | 56 | 13 |
| Chungbuk | S.T | 14,943 | 13,320 | 1,623 | 102 | 66 | 14 |
| | M | 7,765 | 6,847 | 918 | 46 | 34 | 6 |
| | F | 7,178 | 6,473 | 705 | 56 | 32 | 8 |
| Chungnam | S.T | 17,919 | 16,650 | 1,269 | 151 | 93 | 22 |
| | M | 9,683 | 8,989 | 694 | 64 | 37 | 11 |
| | F | 8,236 | 7,661 | 575 | 87 | 56 | 11 |
| Jeonbuk | S.T | 17,619 | 15,095 | 2,524 | 198 | 126 | 25 |
| | M | 8,977 | 7,412 | 1,565 | 72 | 52 | 8 |
| | F | 8,642 | 7,683 | 959 | 126 | 74 | 17 |
| Jeonnam | S.T | 16,154 | 15,379 | 775 | 129 | 84 | 16 |
| | M | 8,501 | 8,167 | 334 | 43 | 33 | 3 |
| | F | 7,653 | 7,212 | 441 | 86 | 51 | 13 |
| Gyeongbuk | S.T | 24,539 | 22,900 | 1,639 | 243 | 166 | 30 |
| | M | 13,036 | 12,190 | 846 | 102 | 67 | 17 |
| | F | 11,503 | 10,710 | 793 | 141 | 99 | 13 |
| Gyeongnam | S.T | 33,887 | 30,976 | 2,911 | 360 | 251 | 40 |
| | M | 17,975 | 16,311 | 1,664 | 184 | 122 | 21 |
| | F | 15,912 | 14,665 | 1,247 | 176 | 129 | 19 |
| Jeju | S.T | 5,421 | 5,064 | 357 | 47 | 31 | 6 |
| | M | 2,588 | 2,402 | 186 | 14 | 10 | 2 |
| | F | 2,833 | 2,662 | 171 | 33 | 21 | 4 |

XX aX X
j aX X X X X
X X X X (List of Key English Terminology)
XXXXX (Total)X (No specific findings)X (Requires additional secondary diagnosis)
XXXXX (Borderline condition), X (Suspected depression)

/

fi. O

Examinations by Province and Gender (Mood States and Depression) <Cont'd>

XX a
(Unit : Person)

| | nn (Age 66) | | | | | | |
|-----|---------------------|--------|-------|---------------------|-------|-----|-----|
| | i X1st Examination) | | | j (2nd Examination) | | | |
| | | | j | | | | |
| 379 | 48,482 | 40,854 | 7,628 | 2,765 | 2,284 | 256 | 225 |
| 100 | 22,619 | 19,699 | 2,920 | 1,019 | 852 | 99 | 68 |
| 279 | 25,863 | 21,155 | 4,708 | 1,746 | 1,432 | 157 | 157 |
| 30 | 9,479 | 8,137 | 1,342 | 438 | 357 | 44 | 37 |
| 4 | 4,511 | 3,987 | 524 | 172 | 147 | 13 | 12 |
| 26 | 4,968 | 4,150 | 818 | 266 | 210 | 31 | 25 |
| 22 | 7,746 | 6,791 | 955 | 232 | 192 | 17 | 23 |
| 6 | 3,677 | 3,285 | 392 | 108 | 91 | 7 | 10 |
| 16 | 4,069 | 3,506 | 563 | 124 | 101 | 10 | 13 |
| 36 | 9,921 | 8,788 | 1,133 | 228 | 193 | 17 | 18 |
| 16 | 4,830 | 4,356 | 474 | 102 | 84 | 7 | 11 |
| 20 | 5,091 | 4,432 | 659 | 126 | 109 | 10 | 7 |
| 47 | 11,617 | 10,244 | 1,373 | 398 | 321 | 42 | 35 |
| 12 | 5,515 | 4,965 | 550 | 172 | 141 | 20 | 11 |
| 35 | 6,102 | 5,279 | 823 | 226 | 180 | 22 | 24 |
| 29 | 12,778 | 11,350 | 1,428 | 381 | 318 | 35 | 28 |
| 7 | 5,975 | 5,401 | 574 | 151 | 128 | 13 | 10 |
| 22 | 6,803 | 5,949 | 854 | 230 | 190 | 22 | 18 |
| 47 | 13,659 | 11,766 | 1,893 | 581 | 497 | 42 | 42 |
| 18 | 6,490 | 5,706 | 784 | 250 | 220 | 18 | 12 |
| 29 | 7,169 | 6,060 | 1,109 | 331 | 277 | 24 | 30 |
| 69 | 14,822 | 12,869 | 1,953 | 485 | 399 | 47 | 39 |
| 41 | 7,043 | 6,235 | 808 | 201 | 177 | 15 | 9 |
| 28 | 7,779 | 6,634 | 1,145 | 284 | 222 | 32 | 30 |
| 10 | 2,892 | 2,569 | 323 | 39 | 31 | 5 | 3 |
| 2 | 1,334 | 1,224 | 110 | 12 | 10 | 2 | – |
| 8 | 1,558 | 1,345 | 213 | 27 | 21 | 3 | 3 |

Note : 1) Based on Resident Registration Address

2) Examinees who do not have health check-up results are excluded

| Division | | i (1st Examination) | | | j (2nd Examination) | | |
|----------|-------|---------------------|---------------------------|--|---------------------|---------------------------|-----------------------------------|
| | | Total | X No specific findings | j Requires additional secondary diagnosis | Total | X No specific findings | Impairment of cognitive functions |
| Total | Total | 240,563 | 214,196 | 26,367 | 8,907 | 4,982 | 3,925 |
| | M | 113,132 | 102,417 | 10,715 | 3,558 | 2,220 | 1,338 |
| | F | 127,431 | 111,779 | 15,652 | 5,349 | 2,762 | 2,587 |
| Seoul | S.T | 51,746 | 45,809 | 5,937 | 2,147 | 1,175 | 972 |
| | M | 23,808 | 21,518 | 2,290 | 824 | 513 | 311 |
| | F | 27,938 | 24,291 | 3,647 | 1,323 | 662 | 661 |
| Busan | S.T | 20,004 | 17,934 | 2,070 | 923 | 596 | 327 |
| | M | 9,567 | 8,660 | 907 | 390 | 272 | 118 |
| | F | 10,437 | 9,274 | 1,163 | 533 | 324 | 209 |
| Daegu | S.T | 10,721 | 9,757 | 964 | 341 | 171 | 170 |
| | M | 4,953 | 4,580 | 373 | 123 | 69 | 54 |
| | F | 5,768 | 5,177 | 591 | 218 | 102 | 116 |
| Incheon | S.T | 11,805 | 10,539 | 1,266 | 389 | 222 | 167 |
| | M | 5,547 | 5,051 | 496 | 142 | 95 | 47 |
| | F | 6,258 | 5,488 | 770 | 247 | 127 | 120 |
| Gwangju | S.T | 6,641 | 5,942 | 699 | 219 | 138 | 81 |
| | M | 3,149 | 2,879 | 270 | 93 | 68 | 25 |
| | F | 3,492 | 3,063 | 429 | 126 | 70 | 56 |
| Daejeon | S.T | 6,277 | 5,487 | 790 | 313 | 172 | 141 |
| | M | 3,018 | 2,673 | 345 | 133 | 78 | 55 |
| | F | 3,259 | 2,814 | 445 | 180 | 94 | 86 |
| Ulsan | S.T | 3,680 | 3,232 | 448 | 207 | 120 | 87 |
| | M | 1,854 | 1,675 | 179 | 73 | 50 | 23 |
| | F | 1,826 | 1,557 | 269 | 134 | 70 | 64 |
| Sejong | S.T | 494 | 438 | 56 | 12 | 6 | 6 |
| | M | 248 | 218 | 30 | 6 | 5 | 1 |
| | F | 246 | 220 | 26 | 6 | 1 | 5 |

XX aX X X X X X
j aX X X X X X

Examinations by Province and Gender (Cognitive Dysfunctions, Age 66)

XX a
(Unit : Person)

| Division | | i (1st Examination) | | | j (2nd Examination) | | |
|-----------|-----|---------------------|---------------------------|--|---------------------|---------------------------|-----------------------------------|
| | | Total | X No specific findings | j Requires additional secondary diagnosis | Total | X No specific findings | Impairment of cognitive functions |
| Gyeonggi | S.T | 47,996 | 42,482 | 5,514 | 2,162 | 1,141 | 1,021 |
| | M | 22,391 | 20,221 | 2,170 | 820 | 500 | 320 |
| | F | 25,605 | 22,261 | 3,344 | 1,342 | 641 | 701 |
| Gangwon | S.T | 9,414 | 8,425 | 989 | 275 | 142 | 133 |
| | M | 4,486 | 4,064 | 422 | 117 | 66 | 51 |
| | F | 4,928 | 4,361 | 567 | 158 | 76 | 82 |
| Chungbuk | S.T | 7,575 | 6,786 | 789 | 158 | 86 | 72 |
| | M | 3,603 | 3,265 | 338 | 75 | 41 | 34 |
| | F | 3,972 | 3,521 | 451 | 83 | 45 | 38 |
| Chungnam | S.T | 9,686 | 8,442 | 1,244 | 197 | 107 | 90 |
| | M | 4,700 | 4,140 | 560 | 95 | 54 | 41 |
| | F | 4,986 | 4,302 | 684 | 102 | 53 | 49 |
| Jeonbuk | S.T | 11,189 | 9,855 | 1,334 | 481 | 269 | 212 |
| | M | 5,312 | 4,765 | 547 | 204 | 123 | 81 |
| | F | 5,877 | 5,090 | 787 | 277 | 146 | 131 |
| Jeonnam | S.T | 12,441 | 11,495 | 946 | 249 | 143 | 106 |
| | M | 5,841 | 5,451 | 390 | 111 | 69 | 42 |
| | F | 6,600 | 6,044 | 556 | 138 | 74 | 64 |
| Gyeongbuk | S.T | 13,371 | 12,020 | 1,351 | 389 | 231 | 158 |
| | M | 6,362 | 5,801 | 561 | 163 | 98 | 65 |
| | F | 7,009 | 6,219 | 790 | 226 | 133 | 93 |
| Gyeongnam | S.T | 14,680 | 12,992 | 1,688 | 408 | 237 | 171 |
| | M | 6,976 | 6,265 | 711 | 170 | 103 | 67 |
| | F | 7,704 | 6,727 | 977 | 238 | 134 | 104 |
| Jeju | S.T | 2,843 | 2,561 | 282 | 37 | 26 | 11 |
| | M | 1,317 | 1,191 | 126 | 19 | 16 | 3 |
| | F | 1,526 | 1,370 | 156 | 18 | 10 | 8 |

Note : 1) Based on Resident Registration Address

2) Examinees who do not have health check-up results are excluded

Evaluation Results Regarding Elderly Individuals' Capability to Based on Life Turning Point Health Examinations

| Division | | (Capability of performing daily tasks) | | | | | X X XVisual | |
|----------|-------|--|---------|-----------|-------------------------|------------------|-------------|---------|
| | | Total | Normal | Mild case | Moderate to severe case | Very severe case | Total | Normal |
| Total | Total | 243,707 | 235,439 | 3,960 | 774 | 3,534 | 243,707 | 186,755 |
| | M | 114,582 | 110,089 | 2,396 | 375 | 1,722 | 114,582 | 93,273 |
| | F | 129,125 | 125,350 | 1,564 | 399 | 1,812 | 129,125 | 93,482 |
| Seoul | S.T | 51,976 | 49,982 | 1,092 | 209 | 693 | 51,976 | 39,604 |
| | M | 23,913 | 22,850 | 657 | 97 | 309 | 23,913 | 19,223 |
| | F | 28,063 | 27,132 | 435 | 112 | 384 | 28,063 | 20,381 |
| Busan | S.T | 20,151 | 19,587 | 270 | 54 | 240 | 20,151 | 14,968 |
| | M | 9,633 | 9,324 | 157 | 31 | 121 | 9,633 | 7,644 |
| | F | 10,518 | 10,263 | 113 | 23 | 119 | 10,518 | 7,324 |
| Daegu | S.T | 10,847 | 10,504 | 130 | 31 | 182 | 10,847 | 8,064 |
| | M | 5,014 | 4,849 | 74 | 16 | 75 | 5,014 | 4,002 |
| | F | 5,833 | 5,655 | 56 | 15 | 107 | 5,833 | 4,062 |
| Incheon | S.T | 11,863 | 11,379 | 245 | 42 | 197 | 11,863 | 9,332 |
| | M | 5,564 | 5,293 | 147 | 24 | 100 | 5,564 | 4,644 |
| | F | 6,299 | 6,086 | 98 | 18 | 97 | 6,299 | 4,688 |
| Gwangju | S.T | 6,664 | 6,484 | 75 | 20 | 85 | 6,664 | 5,217 |
| | M | 3,161 | 3,068 | 38 | 12 | 43 | 3,161 | 2,604 |
| | F | 3,503 | 3,416 | 37 | 8 | 42 | 3,503 | 2,613 |
| Daejeon | S.T | 6,401 | 6,146 | 100 | 17 | 138 | 6,401 | 5,054 |
| | M | 3,080 | 2,935 | 67 | 9 | 69 | 3,080 | 2,588 |
| | F | 3,321 | 3,211 | 33 | 8 | 69 | 3,321 | 2,466 |
| Ulsan | S.T | 3,734 | 3,593 | 55 | 10 | 76 | 3,734 | 2,762 |
| | M | 1,880 | 1,804 | 38 | 5 | 33 | 1,880 | 1,513 |
| | F | 1,854 | 1,789 | 17 | 5 | 43 | 1,854 | 1,249 |
| Sejong | S.T | 501 | 483 | 4 | – | 14 | 501 | 387 |
| | M | 252 | 242 | 3 | – | 7 | 252 | 197 |
| | F | 249 | 241 | 1 | – | 7 | 249 | 190 |

aX

X

Conduct Daily Life Tasks and Physical Functions by Province and Gender (Age 66, Primary)

XX a/ (Unit : Person)

| Impaired visual acuity | XHearing) | | | (Function test) | | | |
|------------------------|----------------|----------------|------------------|-----------------|----------------|---------------|---------------|
| | Total | Normal | Impaired hearing | Total | Normal | Mild case | Severe case |
| 56,952 | 243,707 | 221,791 | 21,916 | 243,707 | 142,587 | 80,189 | 20,931 |
| 21,309 | 114,582 | 103,239 | 11,343 | 114,582 | 73,705 | 32,717 | 8,160 |
| 35,643 | 129,125 | 118,552 | 10,573 | 129,125 | 68,882 | 47,472 | 12,771 |
| 12,372 | 51,976 | 47,726 | 4,250 | 51,976 | 30,384 | 17,421 | 4,171 |
| 4,690 | 23,913 | 21,809 | 2,104 | 23,913 | 15,486 | 6,820 | 1,607 |
| 7,682 | 28,063 | 25,917 | 2,146 | 28,063 | 14,898 | 10,601 | 2,564 |
| 5,183 | 20,151 | 18,110 | 2,041 | 20,151 | 13,349 | 5,633 | 1,169 |
| 1,989 | 9,633 | 8,453 | 1,180 | 9,633 | 6,889 | 2,292 | 452 |
| 3,194 | 10,518 | 9,657 | 861 | 10,518 | 6,460 | 3,341 | 717 |
| 2,783 | 10,847 | 9,708 | 1,139 | 10,847 | 7,314 | 2,787 | 746 |
| 1,012 | 5,014 | 4,475 | 539 | 5,014 | 3,659 | 1,041 | 314 |
| 1,771 | 5,833 | 5,233 | 600 | 5,833 | 3,655 | 1,746 | 432 |
| 2,531 | 11,863 | 10,775 | 1,088 | 11,863 | 6,237 | 4,583 | 1,043 |
| 920 | 5,564 | 4,987 | 577 | 5,564 | 3,310 | 1,850 | 404 |
| 1,611 | 6,299 | 5,788 | 511 | 6,299 | 2,927 | 2,733 | 639 |
| 1,447 | 6,664 | 5,883 | 781 | 6,664 | 3,775 | 2,384 | 505 |
| 557 | 3,161 | 2,780 | 381 | 3,161 | 1,943 | 1,014 | 204 |
| 890 | 3,503 | 3,103 | 400 | 3,503 | 1,832 | 1,370 | 301 |
| 1,347 | 6,401 | 5,649 | 752 | 6,401 | 3,742 | 1,993 | 666 |
| 492 | 3,080 | 2,708 | 372 | 3,080 | 1,970 | 854 | 256 |
| 855 | 3,321 | 2,941 | 380 | 3,321 | 1,772 | 1,139 | 410 |
| 972 | 3,734 | 3,088 | 646 | 3,734 | 2,329 | 1,179 | 226 |
| 367 | 1,880 | 1,540 | 340 | 1,880 | 1,292 | 491 | 97 |
| 605 | 1,854 | 1,548 | 306 | 1,854 | 1,037 | 688 | 129 |
| 114 | 501 | 456 | 45 | 501 | 269 | 188 | 44 |
| 55 | 252 | 221 | 31 | 252 | 153 | 78 | 21 |
| 59 | 249 | 235 | 14 | 249 | 116 | 110 | 23 |

Note) Based on Resident Registration Address

Evaluation Results Regarding Elderly Individuals' Capability to Based on Life Turning Point Health Examinations by

| Division | | (Capability of performing daily tasks) | | | | | X X XVisual | |
|-----------|-----|--|--------|-----------|-------------------------|------------------|-------------|--------|
| | | Total | Normal | Mild case | Moderate to severe case | Very severe case | Total | Normal |
| Gyeonggi | S.T | 48,539 | 46,688 | 958 | 176 | 717 | 48,539 | 38,108 |
| | M | 22,654 | 21,637 | 607 | 74 | 336 | 22,654 | 18,778 |
| | F | 25,885 | 25,051 | 351 | 102 | 381 | 25,885 | 19,330 |
| Gangwon | S.T | 9,484 | 9,234 | 96 | 22 | 132 | 9,484 | 7,371 |
| | M | 4,514 | 4,389 | 49 | 9 | 67 | 4,514 | 3,757 |
| | F | 4,970 | 4,845 | 47 | 13 | 65 | 4,970 | 3,614 |
| Chungbuk | S.T | 7,766 | 7,487 | 125 | 27 | 127 | 7,766 | 5,822 |
| | M | 3,691 | 3,532 | 91 | 11 | 57 | 3,691 | 2,987 |
| | F | 4,075 | 3,955 | 34 | 16 | 70 | 4,075 | 2,835 |
| Chungnam | S.T | 9,949 | 9,657 | 117 | 22 | 153 | 9,949 | 7,754 |
| | M | 4,841 | 4,679 | 73 | 10 | 79 | 4,841 | 3,980 |
| | F | 5,108 | 4,978 | 44 | 12 | 74 | 5,108 | 3,774 |
| Jeonbuk | S.T | 11,633 | 11,342 | 122 | 30 | 139 | 11,633 | 8,899 |
| | M | 5,518 | 5,374 | 69 | 15 | 60 | 5,518 | 4,513 |
| | F | 6,115 | 5,968 | 53 | 15 | 79 | 6,115 | 4,386 |
| Jeonnam | S.T | 12,785 | 12,492 | 138 | 25 | 130 | 12,785 | 9,466 |
| | M | 5,978 | 5,818 | 69 | 15 | 76 | 5,978 | 4,759 |
| | F | 6,807 | 6,674 | 69 | 10 | 54 | 6,807 | 4,707 |
| Gyeongbuk | S.T | 13,675 | 13,169 | 239 | 36 | 231 | 13,675 | 10,380 |
| | M | 6,494 | 6,196 | 149 | 19 | 130 | 6,494 | 5,290 |
| | F | 7,181 | 6,973 | 90 | 17 | 101 | 7,181 | 5,090 |
| Gyeongnam | S.T | 14,829 | 14,371 | 173 | 51 | 234 | 14,829 | 11,448 |
| | M | 7,049 | 6,797 | 96 | 26 | 130 | 7,049 | 5,747 |
| | F | 7,780 | 7,574 | 77 | 25 | 104 | 7,780 | 5,701 |
| Jeju | S.T | 2,910 | 2,841 | 21 | 2 | 46 | 2,910 | 2,119 |
| | M | 1,346 | 1,302 | 12 | 2 | 30 | 1,346 | 1,047 |
| | F | 1,564 | 1,539 | 9 | – | 16 | 1,564 | 1,072 |

Conduct Daily Life Tasks and Physical Functions
 / Province and Gender (Age 66, Primary) <Cont'd>

XX a/ (Unit : Person)

| Impaired visual acuity | X(Hearing) | | | (Function test) | | | |
|------------------------|------------|--------|------------------|-----------------|--------|-----------|-------------|
| | Total | Normal | Impaired hearing | Total | Normal | Mild case | Severe case |
| 10,431 | 48,539 | 44,438 | 4,101 | 48,539 | 27,431 | 16,599 | 4,509 |
| 3,876 | 22,654 | 20,554 | 2,100 | 22,654 | 14,163 | 6,774 | 1,717 |
| 6,555 | 25,885 | 23,884 | 2,001 | 25,885 | 13,268 | 9,825 | 2,792 |
| 2,113 | 9,484 | 8,772 | 712 | 9,484 | 4,967 | 3,719 | 798 |
| 757 | 4,514 | 4,141 | 373 | 4,514 | 2,622 | 1,570 | 322 |
| 1,356 | 4,970 | 4,631 | 339 | 4,970 | 2,345 | 2,149 | 476 |
| 1,944 | 7,766 | 7,157 | 609 | 7,766 | 4,604 | 2,382 | 780 |
| 704 | 3,691 | 3,361 | 330 | 3,691 | 2,350 | 992 | 349 |
| 1,240 | 4,075 | 3,796 | 279 | 4,075 | 2,254 | 1,390 | 431 |
| 2,195 | 9,949 | 9,123 | 826 | 9,949 | 4,978 | 3,835 | 1,136 |
| 861 | 4,841 | 4,403 | 438 | 4,841 | 2,741 | 1,663 | 437 |
| 1,334 | 5,108 | 4,720 | 388 | 5,108 | 2,237 | 2,172 | 699 |
| 2,734 | 11,633 | 10,860 | 773 | 11,633 | 6,624 | 3,687 | 1,322 |
| 1,005 | 5,518 | 5,113 | 405 | 5,518 | 3,456 | 1,506 | 556 |
| 1,729 | 6,115 | 5,747 | 368 | 6,115 | 3,168 | 2,181 | 766 |
| 3,319 | 12,785 | 11,774 | 1,011 | 12,785 | 6,929 | 4,588 | 1,268 |
| 1,219 | 5,978 | 5,438 | 540 | 5,978 | 3,545 | 1,964 | 469 |
| 2,100 | 6,807 | 6,336 | 471 | 6,807 | 3,384 | 2,624 | 799 |
| 3,295 | 13,675 | 12,216 | 1,459 | 13,675 | 8,265 | 4,010 | 1,400 |
| 1,204 | 6,494 | 5,754 | 740 | 6,494 | 4,266 | 1,719 | 509 |
| 2,091 | 7,181 | 6,462 | 719 | 7,181 | 3,999 | 2,291 | 891 |
| 3,381 | 14,829 | 13,330 | 1,499 | 14,829 | 9,638 | 4,217 | 974 |
| 1,302 | 7,049 | 6,241 | 808 | 7,049 | 4,966 | 1,701 | 382 |
| 2,079 | 7,780 | 7,089 | 691 | 7,780 | 4,672 | 2,516 | 592 |
| 791 | 2,910 | 2,726 | 184 | 2,910 | 1,752 | 984 | 174 |
| 299 | 1,346 | 1,261 | 85 | 1,346 | 894 | 388 | 64 |
| 492 | 1,564 | 1,465 | 99 | 1,564 | 858 | 596 | 110 |

(Note) Based on Resident Registration Address

Table Ⅲ-13

Statistics on Secondary Diagnoses Based on Life Turning Point

| Division | | (Diabetes) | | | | (Hypertension) | | | |
|----------|-------|------------|--------|---------------------------|----------|----------------|--------|------------------|--------------|
| | | Total | Normal | Fasting blood sugar level | Diabetes | Total | Normal | Pre-hypertension | Hypertension |
| Total | Total | 4,448 | 928 | 1,313 | 2,207 | 11,376 | 1,659 | 3,972 | 5,745 |
| | M | 3,291 | 651 | 999 | 1,641 | 8,621 | 1,026 | 3,029 | 4,566 |
| | F | 1,157 | 277 | 314 | 566 | 2,755 | 633 | 943 | 1,179 |
| Seoul | S.T | 634 | 97 | 176 | 361 | 1,964 | 259 | 736 | 969 |
| | M | 448 | 60 | 128 | 260 | 1,462 | 158 | 540 | 764 |
| | F | 186 | 37 | 48 | 101 | 502 | 101 | 196 | 205 |
| Busan | S.T | 378 | 82 | 103 | 193 | 742 | 96 | 223 | 423 |
| | M | 270 | 52 | 78 | 140 | 561 | 54 | 167 | 340 |
| | F | 108 | 30 | 25 | 53 | 181 | 42 | 56 | 83 |
| Daegu | S.T | 231 | 40 | 85 | 106 | 637 | 91 | 222 | 324 |
| | M | 174 | 30 | 68 | 76 | 436 | 43 | 155 | 238 |
| | F | 57 | 10 | 17 | 30 | 201 | 48 | 67 | 86 |
| Incheon | S.T | 279 | 59 | 78 | 142 | 730 | 108 | 245 | 377 |
| | M | 212 | 36 | 62 | 114 | 576 | 80 | 195 | 301 |
| | F | 67 | 23 | 16 | 28 | 154 | 28 | 50 | 76 |
| Gwangju | S.T | 136 | 37 | 31 | 68 | 185 | 31 | 60 | 94 |
| | M | 99 | 26 | 24 | 49 | 138 | 20 | 46 | 72 |
| | F | 37 | 11 | 7 | 19 | 47 | 11 | 14 | 22 |
| Daejeon | S.T | 138 | 26 | 44 | 68 | 315 | 42 | 121 | 152 |
| | M | 97 | 20 | 31 | 46 | 241 | 27 | 97 | 117 |
| | F | 41 | 6 | 13 | 22 | 74 | 15 | 24 | 35 |
| Ulsan | S.T | 151 | 53 | 51 | 47 | 302 | 35 | 130 | 137 |
| | M | 118 | 41 | 40 | 37 | 242 | 30 | 109 | 103 |
| | F | 33 | 12 | 11 | 10 | 60 | 5 | 21 | 34 |
| Sejong | S.T | 4 | 1 | — | 3 | 19 | 1 | 6 | 12 |
| | M | 4 | 1 | — | 3 | 17 | — | 6 | 11 |
| | F | — | — | — | — | 2 | 1 | — | 1 |

aX

X

§ /&" fi

Health Examinations by Province and Gender (Age 40)

XX a
(Unit : Person)

| Division | | (Diabetes) | | | | (Hypertension) | | | |
|-----------|-----|------------|--------|---------------------------|----------|----------------|--------|------------------|--------------|
| | | Total | Normal | Fasting blood sugar level | Diabetes | Total | Normal | Pre-hypertension | Hypertension |
| Gyeonggi | S.T | 999 | 170 | 283 | 546 | 3,269 | 579 | 1,110 | 1,580 |
| | M | 749 | 124 | 223 | 402 | 2,433 | 346 | 834 | 1,253 |
| | F | 250 | 46 | 60 | 144 | 836 | 233 | 276 | 327 |
| Gangwon | S.T | 116 | 25 | 32 | 59 | 316 | 48 | 124 | 144 |
| | M | 81 | 13 | 27 | 41 | 226 | 31 | 92 | 103 |
| | F | 35 | 12 | 5 | 18 | 90 | 17 | 32 | 41 |
| Chungbuk | S.T | 120 | 35 | 24 | 61 | 294 | 32 | 115 | 147 |
| | M | 86 | 26 | 15 | 45 | 237 | 21 | 95 | 121 |
| | F | 34 | 9 | 9 | 16 | 57 | 11 | 20 | 26 |
| Chungnam | S.T | 183 | 41 | 63 | 79 | 443 | 46 | 134 | 263 |
| | M | 139 | 34 | 44 | 61 | 355 | 33 | 100 | 222 |
| | F | 44 | 7 | 19 | 18 | 88 | 13 | 34 | 41 |
| Jeonbuk | S.T | 166 | 46 | 61 | 59 | 358 | 63 | 123 | 172 |
| | M | 116 | 33 | 43 | 40 | 274 | 35 | 94 | 145 |
| | F | 50 | 13 | 18 | 19 | 84 | 28 | 29 | 27 |
| Jeonnam | S.T | 191 | 44 | 55 | 92 | 253 | 41 | 84 | 128 |
| | M | 137 | 29 | 42 | 66 | 186 | 31 | 60 | 95 |
| | F | 54 | 15 | 13 | 26 | 67 | 10 | 24 | 33 |
| Gyeongbuk | S.T | 243 | 53 | 75 | 115 | 581 | 64 | 212 | 305 |
| | M | 181 | 36 | 52 | 93 | 455 | 42 | 169 | 244 |
| | F | 62 | 17 | 23 | 22 | 126 | 22 | 43 | 61 |
| Gyeongnam | S.T | 431 | 113 | 139 | 179 | 808 | 115 | 286 | 407 |
| | M | 345 | 86 | 114 | 145 | 653 | 70 | 240 | 343 |
| | F | 86 | 27 | 25 | 34 | 155 | 45 | 46 | 64 |
| Jeju | S.T | 48 | 6 | 13 | 29 | 160 | 8 | 41 | 111 |
| | M | 35 | 4 | 8 | 23 | 129 | 5 | 30 | 94 |
| | F | 13 | 2 | 5 | 6 | 31 | 3 | 11 | 17 |

Note) Based on Resident Registration Address

| Division | | (Diabetes) | | | | (Hypertension) | | | |
|----------|-------|------------|--------|---------------------------|----------|----------------|--------|------------------|--------------|
| | | Total | Normal | Fasting blood sugar level | Diabetes | Total | Normal | Pre-hypertension | Hypertension |
| Total | Total | 3,664 | 514 | 1,455 | 1,695 | 7,466 | 1,267 | 2,834 | 3,365 |
| | M | 2,318 | 325 | 923 | 1,070 | 3,890 | 593 | 1,399 | 1,898 |
| | F | 1,346 | 189 | 532 | 625 | 3,576 | 674 | 1,435 | 1,467 |
| Seoul | S.T | 782 | 86 | 328 | 368 | 1,685 | 222 | 664 | 799 |
| | M | 479 | 53 | 207 | 219 | 856 | 89 | 312 | 455 |
| | F | 303 | 33 | 121 | 149 | 829 | 133 | 352 | 344 |
| Busan | S.T | 402 | 63 | 144 | 195 | 618 | 114 | 227 | 277 |
| | M | 269 | 39 | 100 | 130 | 325 | 63 | 109 | 153 |
| | F | 133 | 24 | 44 | 65 | 293 | 51 | 118 | 124 |
| Daegu | S.T | 176 | 21 | 63 | 92 | 438 | 65 | 174 | 199 |
| | M | 96 | 15 | 30 | 51 | 229 | 40 | 81 | 108 |
| | F | 80 | 6 | 33 | 41 | 209 | 25 | 93 | 91 |
| Incheon | S.T | 225 | 31 | 93 | 101 | 371 | 58 | 134 | 179 |
| | M | 140 | 17 | 56 | 67 | 195 | 21 | 66 | 108 |
| | F | 85 | 14 | 37 | 34 | 176 | 37 | 68 | 71 |
| Gwangju | S.T | 107 | 16 | 54 | 37 | 175 | 45 | 65 | 65 |
| | M | 76 | 10 | 39 | 27 | 100 | 24 | 41 | 35 |
| | F | 31 | 6 | 15 | 10 | 75 | 21 | 24 | 30 |
| Daejeon | S.T | 87 | 9 | 37 | 41 | 188 | 19 | 89 | 80 |
| | M | 59 | 6 | 22 | 31 | 89 | 5 | 41 | 43 |
| | F | 28 | 3 | 15 | 10 | 99 | 14 | 48 | 37 |
| Ulsan | S.T | 64 | 18 | 22 | 24 | 135 | 19 | 52 | 64 |
| | M | 43 | 13 | 12 | 18 | 81 | 8 | 36 | 37 |
| | F | 21 | 5 | 10 | 6 | 54 | 11 | 16 | 27 |
| Sejong | S.T | 1 | — | — | 1 | 13 | 2 | 5 | 6 |
| | M | 1 | — | — | 1 | 6 | 1 | 3 | 2 |
| | F | — | — | — | — | 7 | 1 | 2 | 4 |

aX

X

§ /((fi

Health Examinations by Province and Gender (Age 66)

XX a
(Unit : Person)

| Division | | (Diabetes) | | | | (Hypertension) | | | |
|-----------|-----|------------|--------|---------------------------|----------|----------------|--------|------------------|--------------|
| | | Total | Normal | Fasting blood sugar level | Diabetes | Total | Normal | Pre-hypertension | Hypertension |
| Gyeonggi | S.T | 708 | 87 | 280 | 341 | 1,732 | 308 | 632 | 792 |
| | M | 459 | 56 | 189 | 214 | 911 | 135 | 318 | 458 |
| | F | 249 | 31 | 91 | 127 | 821 | 173 | 314 | 334 |
| Gangwon | S.T | 134 | 22 | 48 | 64 | 341 | 66 | 137 | 138 |
| | M | 88 | 10 | 30 | 48 | 172 | 30 | 67 | 75 |
| | F | 46 | 12 | 18 | 16 | 169 | 36 | 70 | 63 |
| Chungbuk | S.T | 90 | 20 | 33 | 37 | 185 | 35 | 85 | 65 |
| | M | 59 | 14 | 21 | 24 | 96 | 17 | 45 | 34 |
| | F | 31 | 6 | 12 | 13 | 89 | 18 | 40 | 31 |
| Chungnam | S.T | 87 | 13 | 35 | 39 | 212 | 38 | 82 | 92 |
| | M | 55 | 9 | 21 | 25 | 122 | 20 | 48 | 54 |
| | F | 32 | 4 | 14 | 14 | 90 | 18 | 34 | 38 |
| Jeonbuk | S.T | 159 | 12 | 68 | 79 | 307 | 52 | 95 | 160 |
| | M | 107 | 8 | 46 | 53 | 163 | 25 | 45 | 93 |
| | F | 52 | 4 | 22 | 26 | 144 | 27 | 50 | 67 |
| Jeonnam | S.T | 214 | 39 | 91 | 84 | 295 | 65 | 112 | 118 |
| | M | 133 | 24 | 59 | 50 | 154 | 37 | 57 | 60 |
| | F | 81 | 15 | 32 | 34 | 141 | 28 | 55 | 58 |
| Gyeongbuk | S.T | 179 | 20 | 69 | 90 | 335 | 72 | 122 | 141 |
| | M | 99 | 13 | 39 | 47 | 173 | 37 | 54 | 82 |
| | F | 80 | 7 | 30 | 43 | 162 | 35 | 68 | 59 |
| Gyeongnam | S.T | 209 | 50 | 75 | 84 | 343 | 77 | 123 | 143 |
| | M | 126 | 33 | 40 | 53 | 174 | 38 | 61 | 75 |
| | F | 83 | 17 | 35 | 31 | 169 | 39 | 62 | 68 |
| Jeju | S.T | 40 | 7 | 15 | 18 | 93 | 10 | 36 | 47 |
| | M | 29 | 5 | 12 | 12 | 44 | 3 | 15 | 26 |
| | F | 11 | 2 | 3 | 6 | 49 | 7 | 21 | 21 |

Note) Based on Resident Registration Address

제 III-15 표

Table III-15

Lifestyle Assessment Based on Life Turning Point Health

| XXXXX Division | | a Smoking (Nicotine dependency evaluation) | | | | XXXXX Alcohol Drinking | | | | | Total |
|-------------------|-------|---|--------------|-----------------------|-----------------|---------------------------|-----------------------|--------------------|------------------------------|-------------------------------|--------|
| | | Total | Low hek a | Intermediate len a | High oei h a | Total | Appropriate heii a | At-risk ljeil a | Alcohol abuse imej m a | Alcohol dependency jn a | |
| Total | Total | 43,895 | 31,190 | 10,909 | 1,796 | 51,980 | 29,834 | 7,845 | 13,250 | 1,051 | 69,066 |
| | M | 36,451 | 24,362 | 10,361 | 1,728 | 39,209 | 19,305 | 6,913 | 12,084 | 907 | 33,919 |
| | F | 7,444 | 6,828 | 548 | 68 | 12,771 | 10,529 | 932 | 1,166 | 144 | 35,147 |
| Seoul | S.T | 6,321 | 4,582 | 1,470 | 269 | 7,661 | 4,319 | 1,157 | 2,000 | 185 | 10,526 |
| | M | 4,883 | 3,299 | 1,328 | 256 | 5,361 | 2,494 | 953 | 1,762 | 152 | 4,525 |
| | F | 1,438 | 1,283 | 142 | 13 | 2,300 | 1,825 | 204 | 238 | 33 | 6,001 |
| Busan | S.T | 3,786 | 2,720 | 925 | 141 | 4,747 | 2,800 | 738 | 1,135 | 74 | 5,981 |
| | M | 3,115 | 2,105 | 882 | 128 | 3,477 | 1,743 | 645 | 1,024 | 65 | 2,734 |
| | F | 671 | 615 | 43 | 13 | 1,270 | 1,057 | 93 | 111 | 9 | 3,247 |
| Daegu | S.T | 2,347 | 1,672 | 572 | 103 | 2,640 | 1,551 | 368 | 664 | 57 | 4,070 |
| | M | 1,855 | 1,202 | 552 | 101 | 1,852 | 873 | 320 | 607 | 52 | 1,840 |
| | F | 492 | 470 | 20 | 2 | 788 | 678 | 48 | 57 | 5 | 2,230 |
| Incheon | S.T | 2,555 | 1,745 | 704 | 106 | 3,094 | 1,775 | 459 | 798 | 62 | 3,599 |
| | M | 2,191 | 1,424 | 664 | 103 | 2,424 | 1,233 | 406 | 736 | 49 | 1,944 |
| | F | 364 | 321 | 40 | 3 | 670 | 542 | 53 | 62 | 13 | 1,655 |
| Gwangju | S.T | 1,084 | 775 | 257 | 52 | 1,367 | 859 | 202 | 281 | 25 | 1,734 |
| | M | 927 | 624 | 253 | 50 | 1,065 | 597 | 184 | 260 | 24 | 896 |
| | F | 157 | 151 | 4 | 2 | 302 | 262 | 18 | 21 | 1 | 838 |
| Daejeon | S.T | 1,262 | 921 | 283 | 58 | 1,579 | 917 | 241 | 383 | 38 | 2,185 |
| | M | 1,061 | 738 | 266 | 57 | 1,212 | 632 | 213 | 339 | 28 | 1,128 |
| | F | 201 | 183 | 17 | 1 | 367 | 285 | 28 | 44 | 10 | 1,057 |
| Ulsan | S.T | 1,655 | 1,240 | 354 | 61 | 1,851 | 1,114 | 289 | 433 | 15 | 2,011 |
| | M | 1,367 | 965 | 342 | 60 | 1,479 | 784 | 274 | 407 | 14 | 1,031 |
| | F | 288 | 275 | 12 | 1 | 372 | 330 | 15 | 26 | 1 | 980 |
| Sejong | S.T | 89 | 58 | 28 | 3 | 93 | 51 | 18 | 24 | - | 113 |
| | M | 83 | 53 | 27 | 3 | 77 | 36 | 17 | 24 | - | 81 |
| | F | 6 | 5 | 1 | - | 16 | 15 | 1 | - | - | 32 |

XXaX

X

j aX

X

X

X

X

X

Examinations by Province and Gender (Age 40, Secondary)

XX a
(Unit : Person)

| Exercise | | | Nutrition | | | | (Obesity) | | | | | |
|------------------------|-----------------|----------------------|-----------|----------------|----------------------|---------------|------------------------|-------------------------|---------------------------|-------------------------|----------------------------|----------------------|
| | | | | | | | (Body mass index, BMI) | | | | | |
| Insufficient 'hei a | Basic 'jel a | Sufficient 'm X a | Total | Poor 'j p a | Normal 'j pek p a | Good 'kq a | Total | Underweight 'i pfm a | Normal 'i pfm ej l fqa | Obesity 'j ne j qfqa | Morbid obesity 'kh a | Abdominal obesity |
| 33,678 | 28,934 | 6,454 | 117,875 | 14,657 | 55,587 | 47,631 | 46,841 | 535 | 9,254 | 32,992 | 4,060 | 19,953 |
| 14,645 | 15,733 | 3,541 | 63,134 | 6,810 | 32,111 | 24,213 | 31,391 | 180 | 4,762 | 23,782 | 2,667 | 13,917 |
| 19,033 | 13,201 | 2,913 | 54,741 | 7,847 | 23,476 | 23,418 | 15,450 | 355 | 4,492 | 9,210 | 1,393 | 6,036 |
| 4,903 | 4,528 | 1,095 | 18,621 | 2,453 | 9,183 | 6,985 | 7,698 | 102 | 1,702 | 5,259 | 635 | 3,445 |
| 1,846 | 2,145 | 534 | 9,000 | 1,049 | 4,786 | 3,165 | 4,905 | 27 | 782 | 3,674 | 422 | 2,352 |
| 3,057 | 2,383 | 561 | 9,621 | 1,404 | 4,397 | 3,820 | 2,793 | 75 | 920 | 1,585 | 213 | 1,093 |
| 2,824 | 2,568 | 589 | 10,742 | 1,218 | 4,995 | 4,529 | 3,975 | 53 | 603 | 2,900 | 419 | 1,727 |
| 1,109 | 1,302 | 323 | 5,387 | 493 | 2,723 | 2,171 | 2,653 | 9 | 293 | 2,075 | 276 | 1,209 |
| 1,715 | 1,266 | 266 | 5,355 | 725 | 2,272 | 2,358 | 1,322 | 44 | 310 | 825 | 143 | 518 |
| 2,023 | 1,707 | 340 | 6,656 | 995 | 2,964 | 2,697 | 3,055 | 71 | 1,130 | 1,680 | 174 | 940 |
| 814 | 863 | 163 | 3,217 | 419 | 1,608 | 1,190 | 1,773 | 13 | 463 | 1,189 | 108 | 657 |
| 1,209 | 844 | 177 | 3,439 | 576 | 1,356 | 1,507 | 1,282 | 58 | 667 | 491 | 66 | 283 |
| 1,715 | 1,529 | 355 | 6,454 | 676 | 3,208 | 2,570 | 2,711 | 19 | 424 | 2,030 | 238 | 1,257 |
| 790 | 927 | 227 | 3,824 | 345 | 2,088 | 1,391 | 1,956 | 12 | 274 | 1,521 | 149 | 894 |
| 925 | 602 | 128 | 2,630 | 331 | 1,120 | 1,179 | 755 | 7 | 150 | 509 | 89 | 363 |
| 872 | 727 | 135 | 2,436 | 315 | 1,043 | 1,078 | 1,213 | 20 | 272 | 814 | 107 | 426 |
| 413 | 415 | 68 | 1,369 | 155 | 635 | 579 | 874 | 10 | 194 | 600 | 70 | 301 |
| 459 | 312 | 67 | 1,067 | 160 | 408 | 499 | 339 | 10 | 78 | 214 | 37 | 125 |
| 1,042 | 930 | 213 | 3,958 | 492 | 1,877 | 1,589 | 1,173 | 4 | 138 | 930 | 101 | 540 |
| 511 | 509 | 108 | 2,121 | 278 | 1,062 | 781 | 783 | – | 68 | 645 | 70 | 370 |
| 531 | 421 | 105 | 1,837 | 214 | 815 | 808 | 390 | 4 | 70 | 285 | 31 | 170 |
| 1,038 | 792 | 181 | 3,963 | 603 | 1,719 | 1,641 | 1,002 | 6 | 78 | 840 | 78 | 576 |
| 468 | 448 | 115 | 2,254 | 292 | 1,068 | 894 | 694 | 4 | 38 | 599 | 53 | 417 |
| 570 | 344 | 66 | 1,709 | 311 | 651 | 747 | 308 | 2 | 40 | 241 | 25 | 159 |
| 68 | 38 | 7 | 184 | 21 | 87 | 76 | 76 | – | 13 | 57 | 6 | 36 |
| 48 | 28 | 5 | 133 | 17 | 71 | 45 | 60 | – | 9 | 46 | 5 | 27 |
| 20 | 10 | 2 | 51 | 4 | 16 | 31 | 16 | – | 4 | 11 | 1 | 9 |

Note : 1) Based on Resident Registration Address

2) Examinees who do not have health check-up results are excluded

Table III-15

$$\ddot{U}$$

Lifestyle Assessment Based on Life Turning Point Health

| Division | | a | | | | XXXXX | | | | | |
|-----------|-----|--|---------------|------------------------|-----------------|------------------|-----------------------|--------------------|---------------------------|-----------------------------|--------|
| | | Smoking (Nicotine dependency evaluation) | | | | Alcohol Drinking | | | | | |
| | | Total | Low he k a | Intermediate l en a | High oei h a | Total | Appropriate heii a | At-risk ijeil a | Alcohol abuse inej m a | Alcohol dependency j n a | Total |
| Gyeonggi | S.T | 10,354 | 7,342 | 2,604 | 408 | 12,254 | 6,857 | 1,884 | 3,256 | 257 | 17,448 |
| | M | 8,461 | 5,635 | 2,438 | 388 | 9,007 | 4,230 | 1,632 | 2,927 | 218 | 8,180 |
| | F | 1,893 | 1,707 | 166 | 20 | 3,247 | 2,627 | 252 | 329 | 39 | 9,268 |
| Gangwon | S.T | 1,072 | 718 | 306 | 48 | 1,167 | 572 | 231 | 327 | 37 | 1,886 |
| | M | 966 | 625 | 295 | 46 | 942 | 420 | 196 | 292 | 34 | 840 |
| | F | 106 | 93 | 11 | 2 | 225 | 152 | 35 | 35 | 3 | 1,046 |
| Chungbuk | S.T | 1,540 | 1,060 | 414 | 66 | 1,687 | 961 | 256 | 439 | 31 | 2,357 |
| | M | 1,315 | 848 | 402 | 65 | 1,285 | 618 | 228 | 412 | 27 | 1,237 |
| | F | 225 | 212 | 12 | 1 | 402 | 343 | 28 | 27 | 4 | 1,120 |
| Chungnam | S.T | 1,281 | 835 | 384 | 62 | 1,490 | 778 | 263 | 424 | 25 | 1,882 |
| | M | 1,148 | 715 | 371 | 62 | 1,239 | 571 | 247 | 399 | 22 | 1,046 |
| | F | 133 | 120 | 13 | – | 251 | 207 | 16 | 25 | 3 | 836 |
| Jeonbuk | S.T | 1,451 | 1,045 | 336 | 70 | 1,809 | 1,078 | 249 | 449 | 33 | 2,692 |
| | M | 1,180 | 787 | 323 | 70 | 1,338 | 679 | 218 | 412 | 29 | 1,249 |
| | F | 271 | 258 | 13 | – | 471 | 399 | 31 | 37 | 4 | 1,443 |
| Jeonnam | S.T | 1,627 | 1,274 | 297 | 56 | 1,940 | 1,297 | 235 | 383 | 25 | 2,240 |
| | M | 1,270 | 922 | 293 | 55 | 1,440 | 832 | 221 | 364 | 23 | 1,184 |
| | F | 357 | 352 | 4 | 1 | 500 | 465 | 14 | 19 | 2 | 1,056 |
| Gyeongbuk | S.T | 2,710 | 1,859 | 744 | 107 | 3,005 | 1,721 | 441 | 781 | 62 | 4,085 |
| | M | 2,436 | 1,608 | 724 | 104 | 2,509 | 1,292 | 413 | 747 | 57 | 2,379 |
| | F | 274 | 251 | 20 | 3 | 496 | 429 | 28 | 34 | 5 | 1,706 |
| Gyeongnam | S.T | 4,329 | 3,064 | 1,100 | 165 | 5,065 | 2,976 | 723 | 1,262 | 104 | 5,453 |
| | M | 3,838 | 2,599 | 1,080 | 159 | 4,091 | 2,150 | 663 | 1,182 | 96 | 3,320 |
| | F | 491 | 465 | 20 | 6 | 974 | 826 | 60 | 80 | 8 | 2,133 |
| Jeju | S.T | 432 | 280 | 131 | 21 | 531 | 208 | 91 | 211 | 21 | 804 |
| | M | 355 | 213 | 121 | 21 | 411 | 121 | 83 | 190 | 17 | 305 |
| | F | 77 | 67 | 10 | – | 120 | 87 | 8 | 21 | 4 | 499 |

Examinations by Province and Gender (Age 40, Secondary) <Cont'd>

(Unit : Person)

| Exercise | | | Nutrition | | | | (Obesity) | | | | | |
|------------------------|-----------------|----------------------|-----------|----------------|----------------------|---------------|------------------------|-------------------------|-------------------------|------------------------|----------------------------|----------------------|
| | | | | | | | (Body mass index, BMI) | | | | | |
| Insufficient 'hei a | Basic 'jel a | Sufficient 'm X a | Total | Poor 'j p a | Normal 'j pek p a | Good 'kq a | Total | Underweight 'i pfm a | Normal 'i pñej l fqa | Obesity 'j ñej qfqa | Morbid obesity 'kh a | Abdominal obesity |
| 8,312 | 7,451 | 1,685 | 30,210 | 3,252 | 14,768 | 12,190 | 12,553 | 143 | 2,993 | 8,415 | 1,002 | 5,122 |
| 3,427 | 3,872 | 881 | 15,548 | 1,423 | 8,183 | 5,942 | 8,152 | 49 | 1,533 | 5,912 | 658 | 3,492 |
| 4,885 | 3,579 | 804 | 14,662 | 1,829 | 6,585 | 6,248 | 4,401 | 94 | 1,460 | 2,503 | 344 | 1,630 |
| 885 | 790 | 211 | 3,451 | 275 | 1,640 | 1,536 | 1,374 | 12 | 218 | 1,001 | 143 | 547 |
| 325 | 407 | 108 | 1,829 | 141 | 906 | 782 | 924 | 3 | 117 | 705 | 99 | 388 |
| 560 | 383 | 103 | 1,622 | 134 | 734 | 754 | 450 | 9 | 101 | 296 | 44 | 159 |
| 1,131 | 1,011 | 215 | 3,831 | 455 | 1,759 | 1,617 | 1,612 | 25 | 417 | 1,039 | 131 | 542 |
| 517 | 593 | 127 | 2,247 | 225 | 1,095 | 927 | 1,098 | 14 | 267 | 737 | 80 | 393 |
| 614 | 418 | 88 | 1,584 | 230 | 664 | 690 | 514 | 11 | 150 | 302 | 51 | 149 |
| 933 | 789 | 160 | 3,306 | 325 | 1,546 | 1,435 | 1,373 | 12 | 238 | 1,001 | 122 | 628 |
| 453 | 491 | 102 | 1,992 | 164 | 990 | 838 | 970 | 7 | 139 | 743 | 81 | 436 |
| 480 | 298 | 58 | 1,314 | 161 | 556 | 597 | 403 | 5 | 99 | 258 | 41 | 192 |
| 1,610 | 915 | 167 | 4,061 | 544 | 1,957 | 1,560 | 1,504 | 9 | 202 | 1,166 | 127 | 633 |
| 633 | 517 | 99 | 2,064 | 228 | 1,065 | 771 | 1,011 | 7 | 115 | 812 | 77 | 426 |
| 977 | 398 | 68 | 1,997 | 316 | 892 | 789 | 493 | 2 | 87 | 354 | 50 | 207 |
| 1,236 | 837 | 167 | 3,611 | 678 | 1,473 | 1,460 | 1,348 | 14 | 137 | 1,058 | 139 | 687 |
| 553 | 524 | 107 | 2,122 | 322 | 957 | 843 | 973 | 5 | 84 | 802 | 82 | 468 |
| 683 | 313 | 60 | 1,489 | 356 | 516 | 617 | 375 | 9 | 53 | 256 | 57 | 219 |
| 1,978 | 1,738 | 369 | 6,230 | 1,211 | 2,652 | 2,367 | 2,510 | 23 | 313 | 1,919 | 255 | 1,144 |
| 1,015 | 1,124 | 240 | 3,898 | 656 | 1,828 | 1,414 | 1,845 | 12 | 186 | 1,481 | 166 | 838 |
| 963 | 614 | 129 | 2,332 | 555 | 824 | 953 | 665 | 11 | 127 | 438 | 89 | 306 |
| 2,671 | 2,267 | 515 | 8,633 | 972 | 3,884 | 3,777 | 3,191 | 22 | 329 | 2,532 | 308 | 1,428 |
| 1,582 | 1,431 | 307 | 5,439 | 529 | 2,627 | 2,283 | 2,437 | 8 | 192 | 2,017 | 220 | 1,086 |
| 1,089 | 836 | 208 | 3,194 | 443 | 1,257 | 1,494 | 754 | 14 | 137 | 515 | 88 | 342 |
| 437 | 317 | 50 | 1,528 | 172 | 832 | 524 | 473 | – | 47 | 351 | 75 | 275 |
| 141 | 137 | 27 | 690 | 74 | 419 | 197 | 283 | – | 8 | 224 | 51 | 163 |
| 296 | 180 | 23 | 838 | 98 | 413 | 327 | 190 | – | 39 | 127 | 24 | 112 |

Note : 1) Based on Resident Registration Address

2) Examinees who do not have health check-up results are excluded

제 III-16 표

Table III-16

Lifestyle Assessment Based on Life Turning Point Health

| XXXXX Division | | a Smoking (Nicotine dependency evaluation) | | | | XXXXX Alcohol Drinking | | | | | Total |
|-------------------|-------|---|--------------|-----------------------|-----------------|---------------------------|-----------------------|--------------------|------------------------------|-------------------------------|--------|
| | | Total | Low hek a | Intermediate len a | High oei h a | Total | Appropriate heii a | At-risk ljeil a | Alcohol abuse imej m a | Alcohol dependency jn a | |
| Total | Total | 11,084 | 7,751 | 2,731 | 602 | 17,208 | 11,345 | 2,243 | 3,359 | 261 | 29,448 |
| | M | 8,624 | 5,512 | 2,542 | 570 | 13,705 | 8,067 | 2,132 | 3,256 | 250 | 11,687 |
| | F | 2,460 | 2,239 | 189 | 32 | 3,503 | 3,278 | 111 | 103 | 11 | 17,761 |
| Seoul | S.T | 2,345 | 1,650 | 585 | 110 | 3,996 | 2,518 | 546 | 864 | 68 | 5,970 |
| | M | 1,777 | 1,132 | 543 | 102 | 3,107 | 1,699 | 515 | 829 | 64 | 2,237 |
| | F | 568 | 518 | 42 | 8 | 889 | 819 | 31 | 35 | 4 | 3,733 |
| Busan | S.T | 1,255 | 840 | 357 | 58 | 2,000 | 1,358 | 242 | 370 | 30 | 3,241 |
| | M | 1,035 | 641 | 340 | 54 | 1,622 | 1,006 | 231 | 358 | 27 | 1,317 |
| | F | 220 | 199 | 17 | 4 | 378 | 352 | 11 | 12 | 3 | 1,924 |
| Daegu | S.T | 573 | 421 | 130 | 22 | 854 | 558 | 102 | 181 | 13 | 1,504 |
| | M | 450 | 306 | 123 | 21 | 687 | 401 | 98 | 175 | 13 | 589 |
| | F | 123 | 115 | 7 | 1 | 167 | 157 | 4 | 6 | - | 915 |
| Incheon | S.T | 617 | 423 | 156 | 38 | 901 | 630 | 113 | 144 | 14 | 1,433 |
| | M | 503 | 331 | 138 | 34 | 748 | 482 | 110 | 142 | 14 | 593 |
| | F | 114 | 92 | 18 | 4 | 153 | 148 | 3 | 2 | - | 840 |
| Gwangju | S.T | 241 | 165 | 50 | 26 | 440 | 281 | 83 | 71 | 5 | 668 |
| | M | 179 | 103 | 50 | 26 | 358 | 202 | 81 | 70 | 5 | 271 |
| | F | 62 | 62 | - | - | 82 | 79 | 2 | 1 | - | 397 |
| Daejeon | S.T | 309 | 218 | 73 | 18 | 502 | 328 | 57 | 109 | 8 | 773 |
| | M | 252 | 167 | 67 | 18 | 412 | 245 | 55 | 105 | 7 | 300 |
| | F | 57 | 51 | 6 | - | 90 | 83 | 2 | 4 | 1 | 473 |
| Ulsan | S.T | 213 | 144 | 54 | 15 | 185 | 121 | 23 | 38 | 3 | 528 |
| | M | 160 | 101 | 46 | 13 | 150 | 90 | 20 | 37 | 3 | 181 |
| | F | 53 | 43 | 8 | 2 | 35 | 31 | 3 | 1 | - | 347 |
| Sejong | S.T | 10 | 6 | 4 | - | 15 | 9 | - | 5 | 1 | 32 |
| | M | 7 | 3 | 4 | - | 11 | 5 | - | 5 | 1 | 13 |
| | F | 3 | 3 | - | - | 4 | 4 | - | - | - | 19 |

XXaX

X

j aX

X

X

X

X

X

Examinations by Province and Gender (Age 66, Secondary)

(Unit : Person)

| Exercise | | | Nutrition | | | | (Obesity) | | | | | |
|------------------------|-----------------|----------------------|-----------|----------------|----------------------|---------------|------------------------|-------------------------|-------------------------|------------------------|----------------------------|----------------------|
| | | | | | | | (Body mass index, BMI) | | | | | |
| Insufficient 'hei a | Basic 'jel a | Sufficient 'm X a | Total | Poor 'j p a | Normal 'j pek p a | Good 'kq a | Total | Underweight 'i pfm a | Normal 'i pñej l fqa | Obesity 'j ñej qfqa | Morbid obesity 'kh a | Abdominal obesity |
| 14,950 | 11,262 | 3,236 | 76,612 | 5,261 | 27,403 | 43,948 | 35,097 | 179 | 6,846 | 26,087 | 1,985 | 21,154 |
| 5,624 | 4,649 | 1,414 | 35,859 | 2,526 | 14,180 | 19,153 | 15,795 | 93 | 3,265 | 11,819 | 618 | 9,268 |
| 9,326 | 6,613 | 1,822 | 40,753 | 2,735 | 13,223 | 24,795 | 19,302 | 86 | 3,581 | 14,268 | 1,367 | 11,886 |
| 2,599 | 2,569 | 802 | 17,051 | 1,107 | 6,324 | 9,620 | 8,118 | 56 | 1,728 | 5,916 | 418 | 5,115 |
| 879 | 1,022 | 336 | 7,594 | 460 | 3,153 | 3,981 | 3,540 | 26 | 777 | 2,611 | 126 | 2,126 |
| 1,720 | 1,547 | 466 | 9,457 | 647 | 3,171 | 5,639 | 4,578 | 30 | 951 | 3,305 | 292 | 2,989 |
| 1,596 | 1,277 | 368 | 8,681 | 472 | 3,234 | 4,975 | 3,586 | 17 | 700 | 2,671 | 198 | 1,985 |
| 627 | 532 | 158 | 4,105 | 234 | 1,697 | 2,174 | 1,609 | 10 | 341 | 1,194 | 64 | 899 |
| 969 | 745 | 210 | 4,576 | 238 | 1,537 | 2,801 | 1,977 | 7 | 359 | 1,477 | 134 | 1,086 |
| 781 | 579 | 144 | 3,694 | 271 | 1,048 | 2,375 | 1,781 | 14 | 555 | 1,154 | 58 | 902 |
| 305 | 232 | 52 | 1,666 | 146 | 563 | 957 | 777 | 7 | 252 | 505 | 13 | 391 |
| 476 | 347 | 92 | 2,028 | 125 | 485 | 1,418 | 1,004 | 7 | 303 | 649 | 45 | 511 |
| 717 | 559 | 157 | 3,746 | 219 | 1,381 | 2,146 | 1,806 | 9 | 281 | 1,394 | 122 | 1,170 |
| 277 | 235 | 81 | 1,834 | 116 | 685 | 1,033 | 828 | 5 | 145 | 644 | 34 | 512 |
| 440 | 324 | 76 | 1,912 | 103 | 696 | 1,113 | 978 | 4 | 136 | 750 | 88 | 658 |
| 371 | 236 | 61 | 1,895 | 114 | 516 | 1,265 | 837 | 2 | 99 | 692 | 44 | 487 |
| 136 | 105 | 30 | 925 | 53 | 299 | 573 | 422 | – | 53 | 357 | 12 | 252 |
| 235 | 131 | 31 | 970 | 61 | 217 | 692 | 415 | 2 | 46 | 335 | 32 | 235 |
| 302 | 355 | 116 | 2,472 | 123 | 925 | 1,424 | 986 | – | 150 | 781 | 55 | 630 |
| 115 | 132 | 53 | 1,143 | 62 | 483 | 598 | 417 | – | 63 | 338 | 16 | 236 |
| 187 | 223 | 63 | 1,329 | 61 | 442 | 826 | 569 | – | 87 | 443 | 39 | 394 |
| 289 | 185 | 54 | 1,408 | 68 | 514 | 826 | 627 | 1 | 71 | 514 | 41 | 439 |
| 99 | 63 | 19 | 666 | 33 | 265 | 368 | 260 | – | 24 | 224 | 12 | 172 |
| 190 | 122 | 35 | 742 | 35 | 249 | 458 | 367 | 1 | 47 | 290 | 29 | 267 |
| 17 | 10 | 5 | 89 | 7 | 30 | 52 | 44 | – | 7 | 35 | 2 | 31 |
| 7 | 4 | 2 | 37 | 2 | 15 | 20 | 18 | – | 4 | 13 | 1 | 13 |
| 10 | 6 | 3 | 52 | 5 | 15 | 32 | 26 | – | 3 | 22 | 1 | 18 |

Note : 1) Based on Resident Registration Address

2) Examinees who do not have health check-up results are excluded

제 III-16 표

Table III-16

Ü

Lifestyle Assessment Based on Life Turning Point Health

| XXXXX Division | | a Smoking (Nicotine dependency evaluation) | | | | XXXXX Alcohol Drinking | | | | | Total |
|-------------------|-----|---|--------------|-----------------------|-----------------|---------------------------|-----------------------|--------------------|------------------------------|-------------------------------|-------|
| | | Total | Low hek a | Intermediate len a | High oei h a | Total | Appropriate heii a | At-risk ljeil a | Alcohol abuse imej m a | Alcohol dependency jn a | |
| Gyeonggi | S.T | 2,368 | 1,678 | 555 | 135 | 3,761 | 2,485 | 481 | 738 | 57 | 6,222 |
| | M | 1,822 | 1,189 | 506 | 127 | 2,974 | 1,748 | 455 | 715 | 56 | 2,377 |
| | F | 546 | 489 | 49 | 8 | 787 | 737 | 26 | 23 | 1 | 3,845 |
| Gangwon | S.T | 334 | 221 | 97 | 16 | 511 | 297 | 81 | 125 | 8 | 1,318 |
| | M | 293 | 184 | 93 | 16 | 434 | 226 | 79 | 122 | 7 | 504 |
| | F | 41 | 37 | 4 | - | 77 | 71 | 2 | 3 | 1 | 814 |
| Chungbuk | S.T | 340 | 252 | 71 | 17 | 478 | 351 | 53 | 69 | 5 | 935 |
| | M | 234 | 149 | 68 | 17 | 342 | 218 | 51 | 68 | 5 | 400 |
| | F | 106 | 103 | 3 | - | 136 | 133 | 2 | 1 | - | 535 |
| Chungnam | S.T | 248 | 155 | 72 | 21 | 371 | 227 | 67 | 72 | 5 | 745 |
| | M | 205 | 115 | 69 | 21 | 318 | 178 | 63 | 72 | 5 | 336 |
| | F | 43 | 40 | 3 | - | 53 | 49 | 4 | - | - | 409 |
| Jeonbuk | S.T | 511 | 399 | 90 | 22 | 775 | 524 | 95 | 141 | 15 | 1,711 |
| | M | 384 | 278 | 85 | 21 | 607 | 366 | 91 | 136 | 14 | 752 |
| | F | 127 | 121 | 5 | 1 | 168 | 158 | 4 | 5 | 1 | 959 |
| Jeonnam | S.T | 474 | 354 | 101 | 19 | 625 | 464 | 55 | 103 | 3 | 1,042 |
| | M | 332 | 218 | 96 | 18 | 450 | 299 | 49 | 99 | 3 | 451 |
| | F | 142 | 136 | 5 | 1 | 175 | 165 | 6 | 4 | - | 591 |
| Gyeongbuk | S.T | 525 | 330 | 163 | 32 | 719 | 487 | 97 | 128 | 7 | 1,582 |
| | M | 432 | 245 | 156 | 31 | 601 | 372 | 94 | 128 | 7 | 638 |
| | F | 93 | 85 | 7 | 1 | 118 | 115 | 3 | - | - | 944 |
| Gyeongnam | S.T | 614 | 434 | 138 | 42 | 918 | 613 | 121 | 167 | 17 | 1,428 |
| | M | 472 | 305 | 127 | 40 | 745 | 454 | 113 | 161 | 17 | 601 |
| | F | 142 | 129 | 11 | 2 | 173 | 159 | 8 | 6 | - | 827 |
| Jeju | S.T | 107 | 61 | 35 | 11 | 157 | 94 | 27 | 34 | 2 | 316 |
| | M | 87 | 45 | 31 | 11 | 139 | 76 | 27 | 34 | 2 | 127 |
| | F | 20 | 16 | 4 | - | 18 | 18 | - | - | - | 189 |

XX aX

X

j aX

X

X

X

X

X

Examinations by Province and Gender (Age 66, Secondary) <Cont'd>

XX a
(Unit : Person)

| XXX XXXXX Exercise | | | XXXXX Nutrition | | | | (Obesity) (Body mass index, BMI) | | | | | |
|------------------------|-----------------|----------------------|--------------------|----------------|----------------------|---------------|-------------------------------------|-------------------------|-------------------------|------------------------|----------------------------|----------------------|
| Insufficient 'hei a | Basic 'jel a | Sufficient 'm X a | Total | Poor 'j p a | Normal 'j pek p a | Good 'kq a | Total | Underweight 'i pfm a | Normal 'i pñej l fqa | Obesity 'j ñej qfqa | Morbid obesity 'kh a | Abdominal obesity |
| 2,866 | 2,542 | 814 | 17,204 | 1,070 | 6,190 | 9,944 | 8,405 | 40 | 1,813 | 6,094 | 458 | 4,863 |
| 1,036 | 1,016 | 325 | 7,811 | 517 | 3,057 | 4,237 | 3,752 | 23 | 858 | 2,718 | 153 | 2,109 |
| 1,830 | 1,526 | 489 | 9,393 | 553 | 3,133 | 5,707 | 4,653 | 17 | 955 | 3,376 | 305 | 2,754 |
| 749 | 454 | 115 | 2,981 | 138 | 1,146 | 1,697 | 1,324 | – | 151 | 1,072 | 101 | 798 |
| 264 | 180 | 60 | 1,442 | 72 | 603 | 767 | 619 | – | 67 | 511 | 41 | 369 |
| 485 | 274 | 55 | 1,539 | 66 | 543 | 930 | 705 | – | 84 | 561 | 60 | 429 |
| 558 | 308 | 69 | 1,843 | 190 | 658 | 995 | 907 | 4 | 146 | 673 | 84 | 579 |
| 220 | 147 | 33 | 910 | 86 | 371 | 453 | 399 | 4 | 82 | 292 | 21 | 254 |
| 338 | 161 | 36 | 933 | 104 | 287 | 542 | 508 | – | 64 | 381 | 63 | 325 |
| 472 | 217 | 56 | 1,659 | 185 | 560 | 914 | 767 | 1 | 156 | 567 | 43 | 505 |
| 203 | 108 | 25 | 852 | 107 | 302 | 443 | 352 | 1 | 87 | 253 | 11 | 218 |
| 269 | 109 | 31 | 807 | 78 | 258 | 471 | 415 | – | 69 | 314 | 32 | 287 |
| 1,079 | 517 | 115 | 3,455 | 285 | 1,377 | 1,793 | 1,481 | 3 | 190 | 1,189 | 99 | 881 |
| 453 | 241 | 58 | 1,700 | 139 | 742 | 819 | 699 | – | 107 | 562 | 30 | 418 |
| 626 | 276 | 57 | 1,755 | 146 | 635 | 974 | 782 | 3 | 83 | 627 | 69 | 463 |
| 705 | 282 | 55 | 2,439 | 310 | 790 | 1,339 | 1,151 | 7 | 163 | 899 | 82 | 802 |
| 290 | 127 | 34 | 1,227 | 142 | 434 | 651 | 567 | 4 | 92 | 445 | 26 | 383 |
| 415 | 155 | 21 | 1,212 | 168 | 356 | 688 | 584 | 3 | 71 | 454 | 56 | 419 |
| 963 | 487 | 132 | 3,500 | 441 | 1,090 | 1,969 | 1,563 | 15 | 315 | 1,141 | 92 | 1,000 |
| 366 | 207 | 65 | 1,695 | 226 | 596 | 873 | 693 | 6 | 138 | 524 | 25 | 440 |
| 597 | 280 | 67 | 1,805 | 215 | 494 | 1,096 | 870 | 9 | 177 | 617 | 67 | 560 |
| 715 | 565 | 148 | 3,692 | 214 | 1,259 | 2,219 | 1,430 | 10 | 270 | 1,081 | 69 | 794 |
| 285 | 244 | 72 | 1,852 | 105 | 705 | 1,042 | 690 | 7 | 151 | 508 | 24 | 381 |
| 430 | 321 | 76 | 1,840 | 109 | 554 | 1,177 | 740 | 3 | 119 | 573 | 45 | 413 |
| 171 | 120 | 25 | 803 | 47 | 361 | 395 | 284 | – | 51 | 214 | 19 | 173 |
| 62 | 54 | 11 | 400 | 26 | 210 | 164 | 153 | – | 24 | 120 | 9 | 95 |
| 109 | 66 | 14 | 403 | 21 | 151 | 231 | 131 | – | 27 | 94 | 10 | 78 |

Note : 1) Based on Resident Registration Address

2) Examinees who do not have health check-up results are excluded

제 4 편

영유아건강검진



제 4 편

영유아건강검진




Table IV-1

Statistics on Eligibility for Health Screenings for Infants and

| Division | | (Total) | | 1 ~ 6 (4~6 months) | | 9~12 (9~12 months) | |
|------------|-------|--------------------------------|----------------------------|--------------------------------|----------------------------|--------------------------------|----------------------------|
| | | Number of Eligible Individuals | Number of Actual Examinees | Number of Eligible Individuals | Number of Actual Examinees | Number of Eligible Individuals | Number of Actual Examinees |
| Total | Total | 3,200,486 | 1,773,480 | 465,452 | 296,333 | 465,950 | 279,252 |
| | M | 1,649,568 | 913,377 | 239,422 | 152,990 | 239,592 | 143,927 |
| | F | 1,550,918 | 860,103 | 226,030 | 143,343 | 226,358 | 135,325 |
| Seoul | S.T | 588,246 | 321,780 | 87,729 | 55,646 | 87,813 | 52,841 |
| | M | 302,203 | 165,357 | 45,303 | 28,849 | 44,871 | 27,188 |
| | F | 286,043 | 156,423 | 42,426 | 26,797 | 42,942 | 25,653 |
| Busan | S.T | 180,236 | 110,442 | 27,128 | 18,246 | 27,104 | 17,129 |
| | M | 92,436 | 56,737 | 13,858 | 9,472 | 13,748 | 8,772 |
| | F | 87,800 | 53,705 | 13,270 | 8,774 | 13,356 | 8,357 |
| Daegu | S.T | 140,407 | 69,390 | 20,439 | 12,907 | 20,173 | 12,155 |
| | M | 72,671 | 35,848 | 10,477 | 6,626 | 10,383 | 6,259 |
| | F | 67,736 | 33,542 | 9,962 | 6,281 | 9,790 | 5,896 |
| Incheon | S.T | 181,609 | 105,866 | 26,629 | 17,503 | 26,278 | 16,138 |
| | M | 93,763 | 54,611 | 13,756 | 9,026 | 13,619 | 8,385 |
| | F | 87,846 | 51,255 | 12,873 | 8,477 | 12,659 | 7,753 |
| Gwangju | S.T | 97,778 | 49,711 | 13,927 | 8,133 | 13,872 | 7,658 |
| | M | 50,576 | 25,574 | 7,172 | 4,161 | 7,192 | 3,917 |
| | F | 47,202 | 24,137 | 6,755 | 3,972 | 6,680 | 3,741 |
| Daejeon | S.T | 101,395 | 57,731 | 14,660 | 9,466 | 14,644 | 8,785 |
| | M | 52,459 | 29,932 | 7,635 | 4,938 | 7,569 | 4,536 |
| | F | 48,936 | 27,799 | 7,025 | 4,528 | 7,075 | 4,249 |
| Gwangju-si | S.T | 78,869 | 46,140 | 11,660 | 8,028 | 11,597 | 7,536 |
| | M | 41,105 | 23,935 | 6,048 | 4,165 | 6,006 | 3,884 |
| | F | 37,764 | 22,205 | 5,612 | 3,863 | 5,591 | 3,652 |
| Sejong | S.T | 6,304 | 3,610 | 974 | 587 | 939 | 540 |
| | M | 3,155 | 1,806 | 506 | 317 | 465 | 275 |
| | F | 3,149 | 1,804 | 468 | 270 | 474 | 265 |
| Gyeonggi | S.T | 862,372 | 487,164 | 122,072 | 81,263 | 123,333 | 77,367 |
| | M | 443,533 | 250,534 | 62,589 | 41,877 | 63,494 | 39,866 |
| | F | 418,839 | 236,630 | 59,483 | 39,386 | 59,839 | 37,501 |
| Gangwon | S.T | 86,267 | 46,977 | 12,034 | 7,171 | 12,299 | 6,805 |
| | M | 44,611 | 24,228 | 6,252 | 3,718 | 6,339 | 3,514 |
| | F | 41,656 | 22,749 | 5,782 | 3,453 | 5,960 | 3,291 |
| Chungbuk | S.T | 99,731 | 55,641 | 14,625 | 8,685 | 14,520 | 8,189 |
| | M | 51,397 | 28,589 | 7,452 | 4,409 | 7,412 | 4,157 |
| | F | 48,334 | 27,052 | 7,173 | 4,276 | 7,108 | 4,032 |
| Chungnam | S.T | 136,941 | 69,120 | 20,008 | 12,003 | 20,043 | 11,223 |
| | M | 70,838 | 35,853 | 10,344 | 6,236 | 10,469 | 5,939 |
| | F | 66,103 | 33,267 | 9,664 | 5,767 | 9,574 | 5,284 |
| Jeonbuk | S.T | 109,558 | 59,185 | 15,751 | 9,565 | 15,856 | 8,778 |
| | M | 56,694 | 30,486 | 8,206 | 4,955 | 8,152 | 4,471 |
| | F | 52,864 | 28,699 | 7,545 | 4,610 | 7,704 | 4,307 |
| Jeonnam | S.T | 110,785 | 58,926 | 16,166 | 8,566 | 16,118 | 8,109 |
| | M | 56,823 | 30,140 | 8,145 | 4,275 | 8,196 | 4,115 |
| | F | 53,962 | 28,786 | 8,021 | 4,291 | 7,922 | 3,994 |

aX

X

Number of Examinees by District and Gender

XX a
(Unit : Person)

| 18~24 (18~24 months) | | khē kn (30~36 months) | | l j ē l p (42~48 months) | | nl ē nh (54~60 months) | | nnē oi (66~71 months) | |
|--------------------------------|----------------------------|--------------------------------|----------------------------|--------------------------------|----------------------------|--------------------------------|----------------------------|--------------------------------|----------------------------|
| Number of Eligible Individuals | Number of Actual Examinees | Number of Eligible Individuals | Number of Actual Examinees | Number of Eligible Individuals | Number of Actual Examinees | Number of Eligible Individuals | Number of Actual Examinees | Number of Eligible Individuals | Number of Actual Examinees |
| 459,898 | 312,853 | 437,200 | 278,118 | 457,253 | 240,483 | 478,344 | 202,977 | 436,389 | 163,464 |
| 237,495 | 161,661 | 225,279 | 143,092 | 235,587 | 123,724 | 246,341 | 103,982 | 225,852 | 84,001 |
| 222,403 | 151,192 | 211,921 | 135,026 | 221,666 | 116,759 | 232,003 | 98,995 | 210,537 | 79,463 |
| 86,510 | 57,932 | 79,851 | 49,516 | 83,008 | 42,466 | 85,241 | 35,342 | 78,094 | 28,037 |
| 44,535 | 29,861 | 40,847 | 25,379 | 42,789 | 21,705 | 43,619 | 18,066 | 40,239 | 14,309 |
| 41,975 | 28,071 | 39,004 | 24,137 | 40,219 | 20,761 | 41,622 | 17,276 | 37,855 | 13,728 |
| 26,183 | 19,177 | 24,272 | 17,078 | 25,280 | 14,852 | 26,463 | 12,778 | 23,806 | 11,182 |
| 13,510 | 9,820 | 12,486 | 8,842 | 12,932 | 7,558 | 13,615 | 6,512 | 12,287 | 5,761 |
| 12,673 | 9,357 | 11,786 | 8,236 | 12,348 | 7,294 | 12,848 | 6,266 | 11,519 | 5,421 |
| 19,897 | 12,780 | 19,037 | 10,722 | 20,203 | 9,054 | 21,222 | 6,680 | 19,436 | 5,092 |
| 10,320 | 6,685 | 9,898 | 5,517 | 10,551 | 4,735 | 10,886 | 3,384 | 10,156 | 2,642 |
| 9,577 | 6,095 | 9,139 | 5,205 | 9,652 | 4,319 | 10,336 | 3,296 | 9,280 | 2,450 |
| 25,966 | 18,259 | 24,906 | 16,832 | 26,114 | 14,853 | 27,145 | 12,393 | 24,571 | 9,888 |
| 13,299 | 9,438 | 12,849 | 8,661 | 13,384 | 7,633 | 14,053 | 6,358 | 12,803 | 5,110 |
| 12,667 | 8,821 | 12,057 | 8,171 | 12,730 | 7,220 | 13,092 | 6,035 | 11,768 | 4,778 |
| 13,911 | 8,845 | 13,408 | 7,831 | 14,029 | 6,501 | 14,968 | 5,930 | 13,663 | 4,813 |
| 7,221 | 4,596 | 6,878 | 4,046 | 7,234 | 3,358 | 7,792 | 3,056 | 7,087 | 2,440 |
| 6,690 | 4,249 | 6,530 | 3,785 | 6,795 | 3,143 | 7,176 | 2,874 | 6,576 | 2,373 |
| 14,264 | 10,050 | 13,780 | 9,146 | 14,494 | 7,972 | 15,437 | 6,524 | 14,116 | 5,788 |
| 7,382 | 5,213 | 7,154 | 4,692 | 7,463 | 4,132 | 7,890 | 3,383 | 7,366 | 3,038 |
| 6,882 | 4,837 | 6,626 | 4,454 | 7,031 | 3,840 | 7,547 | 3,141 | 6,750 | 2,750 |
| 11,299 | 8,352 | 10,812 | 7,441 | 11,195 | 6,309 | 11,817 | 4,929 | 10,489 | 3,545 |
| 5,883 | 4,283 | 5,662 | 3,915 | 5,850 | 3,326 | 6,161 | 2,531 | 5,495 | 1,831 |
| 5,416 | 4,069 | 5,150 | 3,526 | 5,345 | 2,983 | 5,656 | 2,398 | 4,994 | 1,714 |
| 930 | 618 | 827 | 534 | 949 | 536 | 897 | 460 | 788 | 335 |
| 442 | 272 | 408 | 257 | 489 | 279 | 448 | 231 | 397 | 175 |
| 488 | 346 | 419 | 277 | 460 | 257 | 449 | 229 | 391 | 160 |
| 122,855 | 86,086 | 118,284 | 77,198 | 124,913 | 66,127 | 130,714 | 55,481 | 120,201 | 43,642 |
| 63,385 | 44,426 | 60,857 | 39,549 | 64,177 | 33,969 | 67,029 | 28,402 | 62,002 | 22,445 |
| 59,470 | 41,660 | 57,427 | 37,649 | 60,736 | 32,158 | 63,685 | 27,079 | 58,199 | 21,197 |
| 12,271 | 7,821 | 11,834 | 7,386 | 12,210 | 6,588 | 13,393 | 5,996 | 12,226 | 5,210 |
| 6,328 | 4,050 | 6,077 | 3,780 | 6,253 | 3,409 | 7,007 | 3,041 | 6,355 | 2,716 |
| 5,943 | 3,771 | 5,757 | 3,606 | 5,957 | 3,179 | 6,386 | 2,955 | 5,871 | 2,494 |
| 14,363 | 9,363 | 13,673 | 8,722 | 14,190 | 7,810 | 14,910 | 7,123 | 13,450 | 5,749 |
| 7,452 | 4,833 | 7,101 | 4,538 | 7,338 | 4,036 | 7,751 | 3,679 | 6,891 | 2,937 |
| 6,911 | 4,530 | 6,572 | 4,184 | 6,852 | 3,774 | 7,159 | 3,444 | 6,559 | 2,812 |
| 19,656 | 12,672 | 18,865 | 11,100 | 19,540 | 9,124 | 20,262 | 7,408 | 18,567 | 5,590 |
| 10,132 | 6,598 | 9,715 | 5,762 | 10,065 | 4,687 | 10,497 | 3,775 | 9,616 | 2,856 |
| 9,524 | 6,074 | 9,150 | 5,338 | 9,475 | 4,437 | 9,765 | 3,633 | 8,951 | 2,734 |
| 15,712 | 10,387 | 14,887 | 9,025 | 15,660 | 8,020 | 16,599 | 7,587 | 15,093 | 5,823 |
| 8,169 | 5,391 | 7,671 | 4,661 | 8,090 | 4,137 | 8,618 | 3,905 | 7,788 | 2,966 |
| 7,543 | 4,996 | 7,216 | 4,364 | 7,570 | 3,883 | 7,981 | 3,682 | 7,305 | 2,857 |
| 15,890 | 9,946 | 15,190 | 9,544 | 15,622 | 8,231 | 16,629 | 7,890 | 15,170 | 6,640 |
| 8,260 | 5,094 | 7,758 | 4,920 | 8,036 | 4,224 | 8,620 | 4,084 | 7,808 | 3,428 |
| 7,630 | 4,852 | 7,432 | 4,624 | 7,586 | 4,007 | 8,009 | 3,806 | 7,362 | 3,212 |

Note: Based on Resident Registration Address

Table IV-1

Statistics on Eligibility for Health Screenings for Infants and

| Division | | (Total) | | 1 ~ 6 (4~6 months) | | 9~12 (9~12 months) | |
|---------------|-----|--------------------------------|----------------------------|--------------------------------|----------------------------|--------------------------------|----------------------------|
| | | Number of Eligible Individuals | Number of Actual Examinees | Number of Eligible Individuals | Number of Actual Examinees | Number of Eligible Individuals | Number of Actual Examinees |
| Gyeongbuk | S.T | 157,640 | 81,827 | 23,510 | 14,466 | 23,362 | 13,262 |
| | M | 81,820 | 42,391 | 12,097 | 7,448 | 12,060 | 6,896 |
| | F | 75,820 | 39,436 | 11,413 | 7,018 | 11,302 | 6,366 |
| Gyeongnam | S.T | 222,543 | 126,201 | 32,407 | 20,926 | 32,423 | 19,683 |
| | M | 114,957 | 65,182 | 16,631 | 10,875 | 16,751 | 10,182 |
| | F | 107,586 | 61,019 | 15,776 | 10,051 | 15,672 | 9,501 |
| Jeju | S.T | 39,805 | 23,769 | 5,733 | 3,172 | 5,576 | 3,054 |
| | M | 20,527 | 12,174 | 2,951 | 1,643 | 2,866 | 1,571 |
| | F | 19,278 | 11,595 | 2,782 | 1,529 | 2,710 | 1,483 |
| Seoul | S.T | 588,246 | 321,780 | 87,729 | 55,646 | 87,813 | 52,841 |
| | M | 302,203 | 165,357 | 45,303 | 28,849 | 44,871 | 27,188 |
| | F | 286,043 | 156,423 | 42,426 | 26,797 | 42,942 | 25,653 |
| Jongno-gu | S.T | 7,229 | 3,267 | 995 | 516 | 1,042 | 539 |
| | M | 3,726 | 1,678 | 522 | 272 | 539 | 287 |
| | F | 3,503 | 1,589 | 473 | 244 | 503 | 252 |
| Jung-gu | S.T | 7,226 | 3,774 | 1,134 | 627 | 1,157 | 656 |
| | M | 3,642 | 1,941 | 559 | 332 | 586 | 314 |
| | F | 3,584 | 1,833 | 575 | 295 | 571 | 342 |
| Yongsan-gu | S.T | 14,231 | 6,775 | 2,194 | 1,176 | 2,139 | 1,138 |
| | M | 7,273 | 3,491 | 1,143 | 607 | 1,108 | 607 |
| | F | 6,958 | 3,284 | 1,051 | 569 | 1,031 | 531 |
| Gwangju-si | S.T | 18,042 | 8,771 | 2,699 | 1,569 | 2,679 | 1,436 |
| | M | 9,321 | 4,505 | 1,380 | 805 | 1,375 | 733 |
| | F | 8,721 | 4,266 | 1,319 | 764 | 1,304 | 703 |
| Gwangjin-gu | S.T | 20,002 | 10,696 | 2,969 | 1,850 | 3,011 | 1,746 |
| | M | 10,196 | 5,536 | 1,520 | 973 | 1,486 | 890 |
| | F | 9,806 | 5,160 | 1,449 | 877 | 1,525 | 856 |
| Dongdaemun-gu | S.T | 19,722 | 10,765 | 2,888 | 1,748 | 2,875 | 1,595 |
| | M | 10,018 | 5,565 | 1,483 | 905 | 1,447 | 810 |
| | F | 9,704 | 5,200 | 1,405 | 843 | 1,428 | 785 |
| Jungnang-gu | S.T | 22,597 | 13,708 | 3,336 | 2,244 | 3,311 | 2,182 |
| | M | 11,623 | 7,023 | 1,723 | 1,169 | 1,718 | 1,111 |
| | F | 10,974 | 6,685 | 1,613 | 1,075 | 1,593 | 1,071 |
| Seongbuk-gu | S.T | 29,862 | 16,328 | 4,168 | 2,713 | 4,244 | 2,646 |
| | M | 15,433 | 8,425 | 2,213 | 1,466 | 2,181 | 1,371 |
| | F | 14,429 | 7,903 | 1,955 | 1,247 | 2,063 | 1,275 |
| Gangbuk-gu | S.T | 18,049 | 9,716 | 2,671 | 1,670 | 2,688 | 1,584 |
| | M | 9,293 | 4,982 | 1,399 | 868 | 1,375 | 835 |
| | F | 8,756 | 4,734 | 1,272 | 802 | 1,313 | 749 |
| Dobong-gu | S.T | 19,478 | 10,877 | 2,855 | 2,060 | 2,831 | 1,838 |
| | M | 10,097 | 5,662 | 1,494 | 1,085 | 1,442 | 957 |
| | F | 9,381 | 5,215 | 1,361 | 975 | 1,389 | 881 |
| Nowon-gu | S.T | 34,150 | 18,156 | 4,881 | 3,390 | 4,923 | 3,174 |
| | M | 17,492 | 9,258 | 2,469 | 1,722 | 2,502 | 1,638 |
| | F | 16,658 | 8,898 | 2,412 | 1,668 | 2,421 | 1,536 |

aX

X

Number of Examinees by District and Gender <Cont'd>

(Unit : Person)

| i pç j l X18~24 months) | | khç kn X30~36 months) | | l j ç l p (42~48 months) | | nl ç nh X54~60 months) | | nnç oi X66~71 months) | |
|--------------------------------|----------------------------|--------------------------------|----------------------------|--------------------------------|----------------------------|--------------------------------|----------------------------|--------------------------------|----------------------------|
| Number of Eligible Individuals | Number of Actual Examinees | Number of Eligible Individuals | Number of Actual Examinees | Number of Eligible Individuals | Number of Actual Examinees | Number of Eligible Individuals | Number of Actual Examinees | Number of Eligible Individuals | Number of Actual Examinees |
| 22,646 | 14,533 | 21,540 | 12,517 | 22,204 | 10,989 | 23,253 | 8,674 | 21,125 | 7,386 |
| 11,733 | 7,575 | 11,257 | 6,468 | 11,562 | 5,698 | 12,057 | 4,493 | 11,054 | 3,813 |
| 10,913 | 6,958 | 10,283 | 6,049 | 10,642 | 5,291 | 11,196 | 4,181 | 10,071 | 3,573 |
| 31,926 | 21,976 | 30,641 | 19,779 | 31,963 | 17,431 | 33,302 | 14,269 | 29,881 | 12,137 |
| 16,541 | 11,422 | 15,857 | 10,198 | 16,484 | 9,008 | 17,163 | 7,287 | 15,530 | 6,210 |
| 15,385 | 10,554 | 14,784 | 9,581 | 15,479 | 8,423 | 16,139 | 6,982 | 14,351 | 5,927 |
| 5,619 | 4,056 | 5,393 | 3,747 | 5,679 | 3,620 | 6,092 | 3,513 | 5,713 | 2,607 |
| 2,903 | 2,104 | 2,804 | 1,907 | 2,890 | 1,830 | 3,135 | 1,795 | 2,978 | 1,324 |
| 2,716 | 1,952 | 2,589 | 1,840 | 2,789 | 1,790 | 2,957 | 1,718 | 2,735 | 1,283 |
| 86,510 | 57,932 | 79,851 | 49,516 | 83,008 | 42,466 | 85,241 | 35,342 | 78,094 | 28,037 |
| 44,535 | 29,861 | 40,847 | 25,379 | 42,789 | 21,705 | 43,619 | 18,066 | 40,239 | 14,309 |
| 41,975 | 28,071 | 39,004 | 24,137 | 40,219 | 20,761 | 41,622 | 17,276 | 37,855 | 13,728 |
| 1,035 | 575 | 991 | 489 | 1,051 | 465 | 1,079 | 357 | 1,036 | 326 |
| 544 | 304 | 510 | 249 | 538 | 235 | 540 | 166 | 533 | 165 |
| 491 | 271 | 481 | 240 | 513 | 230 | 539 | 191 | 503 | 161 |
| 1,126 | 700 | 963 | 582 | 969 | 467 | 1,032 | 452 | 845 | 290 |
| 576 | 378 | 479 | 304 | 489 | 236 | 522 | 237 | 431 | 140 |
| 550 | 322 | 484 | 278 | 480 | 231 | 510 | 215 | 414 | 150 |
| 2,096 | 1,243 | 1,948 | 1,029 | 1,946 | 842 | 2,068 | 725 | 1,840 | 622 |
| 1,072 | 644 | 969 | 492 | 992 | 422 | 1,040 | 376 | 949 | 343 |
| 1,024 | 599 | 979 | 537 | 954 | 420 | 1,028 | 349 | 891 | 279 |
| 2,593 | 1,645 | 2,368 | 1,327 | 2,611 | 1,160 | 2,670 | 937 | 2,422 | 697 |
| 1,342 | 846 | 1,228 | 699 | 1,361 | 599 | 1,365 | 472 | 1,270 | 351 |
| 1,251 | 799 | 1,140 | 628 | 1,250 | 561 | 1,305 | 465 | 1,152 | 346 |
| 3,030 | 1,972 | 2,657 | 1,619 | 2,801 | 1,407 | 2,839 | 1,173 | 2,695 | 929 |
| 1,573 | 1,021 | 1,345 | 846 | 1,505 | 744 | 1,428 | 636 | 1,339 | 426 |
| 1,457 | 951 | 1,312 | 773 | 1,296 | 663 | 1,411 | 537 | 1,356 | 503 |
| 2,833 | 1,886 | 2,673 | 1,704 | 2,887 | 1,550 | 2,917 | 1,260 | 2,649 | 1,022 |
| 1,447 | 999 | 1,342 | 862 | 1,460 | 800 | 1,508 | 659 | 1,331 | 530 |
| 1,386 | 887 | 1,331 | 842 | 1,427 | 750 | 1,409 | 601 | 1,318 | 492 |
| 3,314 | 2,456 | 3,083 | 2,141 | 3,265 | 1,861 | 3,242 | 1,545 | 3,046 | 1,279 |
| 1,712 | 1,254 | 1,543 | 1,061 | 1,666 | 972 | 1,635 | 784 | 1,626 | 672 |
| 1,602 | 1,202 | 1,540 | 1,080 | 1,599 | 889 | 1,607 | 761 | 1,420 | 607 |
| 4,371 | 2,916 | 4,059 | 2,536 | 4,267 | 2,173 | 4,605 | 1,782 | 4,148 | 1,562 |
| 2,187 | 1,463 | 2,094 | 1,303 | 2,248 | 1,111 | 2,370 | 891 | 2,140 | 820 |
| 2,184 | 1,453 | 1,965 | 1,233 | 2,019 | 1,062 | 2,235 | 891 | 2,008 | 742 |
| 2,634 | 1,798 | 2,553 | 1,540 | 2,530 | 1,237 | 2,572 | 1,051 | 2,401 | 836 |
| 1,357 | 915 | 1,315 | 781 | 1,272 | 615 | 1,338 | 551 | 1,237 | 417 |
| 1,277 | 883 | 1,238 | 759 | 1,258 | 622 | 1,234 | 500 | 1,164 | 419 |
| 2,893 | 2,011 | 2,636 | 1,538 | 2,719 | 1,439 | 2,934 | 1,139 | 2,610 | 852 |
| 1,510 | 1,047 | 1,363 | 791 | 1,419 | 733 | 1,490 | 595 | 1,379 | 454 |
| 1,383 | 964 | 1,273 | 747 | 1,300 | 706 | 1,444 | 544 | 1,231 | 398 |
| 4,927 | 3,392 | 4,633 | 2,766 | 4,975 | 2,285 | 5,082 | 1,713 | 4,729 | 1,436 |
| 2,523 | 1,706 | 2,393 | 1,429 | 2,564 | 1,144 | 2,604 | 883 | 2,437 | 736 |
| 2,404 | 1,686 | 2,240 | 1,337 | 2,411 | 1,141 | 2,478 | 830 | 2,292 | 700 |

Note: Based on Resident Registration Address

제 IV-1 표

Table IV-1

Ü Ü

Statistics on Eligibility for Health Screenings for Infants and

| | | Number of Eligible Individuals | Number of Actual Examinees | Number of Eligible Individuals | Number of Actual Examinees | Number of Eligible Individuals | Number of Actual Examinees |
|--------------|-----|--------------------------------------|----------------------------------|--------------------------------------|----------------------------------|--------------------------------------|----------------------------------|
| Eunpyeong-gu | S.T | 29,199 | 16,457 | 4,378 | 2,796 | 4,215 | 2,531 |
| | M | 14,975 | 8,412 | 2,248 | 1,446 | 2,136 | 1,281 |
| | F | 14,224 | 8,045 | 2,130 | 1,350 | 2,079 | 1,250 |
| Seodaemun-gu | S.T | 16,036 | 8,718 | 2,222 | 1,339 | 2,335 | 1,272 |
| | M | 8,173 | 4,453 | 1,148 | 709 | 1,169 | 630 |
| | F | 7,863 | 4,265 | 1,074 | 630 | 1,166 | 642 |
| Mapo-gu | S.T | 24,668 | 13,256 | 3,608 | 2,174 | 3,743 | 2,144 |
| | M | 12,670 | 6,818 | 1,866 | 1,107 | 1,876 | 1,069 |
| | F | 11,998 | 6,438 | 1,742 | 1,067 | 1,867 | 1,075 |
| Yangcheon-gu | S.T | 25,836 | 14,576 | 3,656 | 2,374 | 3,558 | 2,240 |
| | M | 13,294 | 7,536 | 1,935 | 1,238 | 1,875 | 1,209 |
| | F | 12,542 | 7,040 | 1,721 | 1,136 | 1,683 | 1,031 |
| Gangseo-gu | S.T | 35,936 | 20,826 | 5,452 | 3,659 | 5,513 | 3,422 |
| | M | 18,521 | 10,754 | 2,778 | 1,896 | 2,809 | 1,748 |
| | F | 17,415 | 10,072 | 2,674 | 1,763 | 2,704 | 1,674 |
| Guro-gu | S.T | 29,834 | 18,807 | 4,633 | 3,278 | 4,530 | 3,004 |
| | M | 15,209 | 9,571 | 2,381 | 1,688 | 2,311 | 1,569 |
| | F | 14,625 | 9,236 | 2,252 | 1,590 | 2,219 | 1,435 |
| | S.T | 12, | 2,252 | | 2,321,704 | | |

Number of Examinees by District and Gender <Cont'd>

XX a
(Unit : Person)

| i pç j l X18~24 months) | | khç kn X30~36 months) | | l j ç l p (42~48 months) | | nl ç nh X54~60 months) | | nnç oi X66~71 months) | |
|--------------------------------|----------------------------|--------------------------------|----------------------------|--------------------------------|----------------------------|--------------------------------|----------------------------|--------------------------------|----------------------------|
| Number of Eligible Individuals | Number of Actual Examinees | Number of Eligible Individuals | Number of Actual Examinees | Number of Eligible Individuals | Number of Actual Examinees | Number of Eligible Individuals | Number of Actual Examinees | Number of Eligible Individuals | Number of Actual Examinees |
| 4,233 | 2,847 | 3,978 | 2,552 | 4,040 | 2,209 | 4,369 | 2,021 | 3,986 | 1,501 |
| 2,181 | 1,455 | 2,003 | 1,327 | 2,121 | 1,123 | 2,238 | 1,020 | 2,048 | 760 |
| 2,052 | 1,392 | 1,975 | 1,225 | 1,919 | 1,086 | 2,131 | 1,001 | 1,938 | 741 |
| 2,308 | 1,534 | 2,234 | 1,412 | 2,302 | 1,226 | 2,295 | 1,029 | 2,340 | 906 |
| 1,169 | 784 | 1,159 | 718 | 1,204 | 628 | 1,132 | 521 | 1,192 | 463 |
| 1,139 | 750 | 1,075 | 694 | 1,098 | 598 | 1,163 | 508 | 1,148 | 443 |
| 3,652 | 2,314 | 3,385 | 2,054 | 3,513 | 1,831 | 3,553 | 1,492 | 3,214 | 1,247 |
| 1,895 | 1,176 | 1,760 | 1,092 | 1,818 | 976 | 1,819 | 775 | 1,636 | 623 |
| 1,757 | 1,138 | 1,625 | 962 | 1,695 | 855 | 1,734 | 717 | 1,578 | 624 |
| 3,602 | 2,537 | 3,521 | 2,268 | 3,763 | 1,974 | 4,032 | 1,783 | 3,704 | 1,400 |
| 1,876 | 1,311 | 1,790 | 1,150 | 1,940 | 1,020 | 2,025 | 924 | 1,853 | 684 |
| 1,726 | 1,226 | 1,731 | 1,118 | 1,823 | 954 | 2,007 | 859 | 1,851 | 716 |
| 5,219 | 3,726 | 4,849 | 3,229 | 5,008 | 2,694 | 5,224 | 2,333 | 4,671 | 1,763 |
| 2,760 | 1,996 | 2,500 | 1,653 | 2,566 | 1,358 | 2,661 | 1,176 | 2,447 | 927 |
| 2,459 | 1,730 | 2,349 | 1,576 | 2,442 | 1,336 | 2,563 | 1,157 | 2,224 | 836 |
| 4,523 | 3,220 | 4,085 | 2,878 | 4,185 | 2,580 | 4,107 | 2,172 | 3,771 | 1,675 |
| 2,320 | 1,647 | 2,065 | 1,455 | 2,126 | 1,299 | 2,077 | 1,070 | 1,929 | 843 |
| 2,203 | 1,573 | 2,020 | 1,423 | 2,059 | 1,281 | 2,030 | 1,102 | 1,842 | 832 |
| 1,894 | 1,368 | 1,770 | 1,171 | 1,750 | 1,047 | 1,828 | 931 | 1,789 | 769 |
| 956 | 708 | 912 | 590 | 900 | 525 | 899 | 463 | 923 | 405 |
| 938 | 660 | 858 | 581 | 850 | 522 | 929 | 468 | 866 | 364 |
| 3,851 | 2,497 | 3,539 | 2,202 | 3,636 | 1,869 | 3,791 | 1,652 | 3,304 | 1,345 |
| 2,010 | 1,284 | 1,831 | 1,144 | 1,836 | 947 | 1,944 | 840 | 1,728 | 684 |
| 1,841 | 1,213 | 1,708 | 1,058 | 1,800 | 922 | 1,847 | 812 | 1,576 | 661 |
| 3,593 | 2,423 | 3,286 | 2,064 | 3,300 | 1,636 | 3,300 | 1,346 | 3,000 | 1,036 |
| 1,913 | 1,301 | 1,653 | 1,070 | 1,683 | 818 | 1,737 | 714 | 1,536 | 514 |
| 1,680 | 1,122 | 1,633 | 994 | 1,617 | 818 | 1,563 | 632 | 1,464 | 522 |
| 4,246 | 2,942 | 3,983 | 2,644 | 4,051 | 2,241 | 3,988 | 1,717 | 3,668 | 1,335 |
| 2,139 | 1,524 | 2,067 | 1,359 | 2,078 | 1,172 | 2,020 | 856 | 1,919 | 670 |
| 2,107 | 1,418 | 1,916 | 1,285 | 1,973 | 1,069 | 1,968 | 861 | 1,749 | 665 |
| 3,718 | 2,306 | 3,300 | 1,683 | 3,497 | 1,437 | 3,622 | 1,115 | 3,435 | 861 |
| 1,871 | 1,152 | 1,704 | 871 | 1,731 | 691 | 1,873 | 573 | 1,754 | 433 |
| 1,847 | 1,154 | 1,596 | 812 | 1,766 | 746 | 1,749 | 542 | 1,681 | 428 |
| 4,263 | 2,308 | 3,793 | 1,891 | 3,944 | 1,600 | 3,998 | 1,307 | 3,585 | 999 |
| 2,162 | 1,175 | 1,959 | 966 | 2,065 | 854 | 2,048 | 653 | 1,818 | 488 |
| 2,101 | 1,133 | 1,834 | 925 | 1,879 | 746 | 1,950 | 654 | 1,767 | 511 |
| 6,020 | 4,041 | 5,483 | 3,485 | 5,644 | 2,769 | 5,790 | 2,417 | 5,389 | 1,852 |
| 3,097 | 2,125 | 2,767 | 1,780 | 2,926 | 1,410 | 3,014 | 1,241 | 2,797 | 954 |
| 2,923 | 1,916 | 2,716 | 1,705 | 2,718 | 1,359 | 2,776 | 1,176 | 2,592 | 898 |
| 4,536 | 3,275 | 4,081 | 2,712 | 4,354 | 2,467 | 4,304 | 1,893 | 3,817 | 1,497 |
| 2,343 | 1,646 | 2,096 | 1,387 | 2,281 | 1,273 | 2,292 | 990 | 1,987 | 807 |
| 2,193 | 1,629 | 1,985 | 1,325 | 2,073 | 1,194 | 2,012 | 903 | 1,830 | 690 |
| 26,183 | 19,177 | 24,272 | 17,078 | 25,280 | 14,852 | 26,463 | 12,778 | 23,806 | 11,182 |
| 13,510 | 9,820 | 12,486 | 8,842 | 12,932 | 7,558 | 13,615 | 6,512 | 12,287 | 5,761 |
| 12,673 | 9,357 | 11,786 | 8,236 | 12,348 | 7,294 | 12,848 | 6,266 | 11,519 | 5,421 |

Note: Based on Resident Registration Address

Table IV-1

Statistics on Eligibility for Health Screenings for Infants and

| Division | | (Total) | | 1 ~ 3 (4~6 months) | | 9~12 (9~12 months) | |
|--------------|-----|--------------------------------|----------------------------|--------------------------------|----------------------------|--------------------------------|----------------------------|
| | | Number of Eligible Individuals | Number of Actual Examinees | Number of Eligible Individuals | Number of Actual Examinees | Number of Eligible Individuals | Number of Actual Examinees |
| Jung-gu | S.T | 1,833 | 1,077 | 313 | 200 | 302 | 178 |
| | M | 954 | 569 | 175 | 114 | 178 | 102 |
| | F | 879 | 508 | 138 | 86 | 124 | 76 |
| Seo-gu | S.T | 4,292 | 2,565 | 602 | 387 | 609 | 364 |
| | M | 2,171 | 1,286 | 301 | 191 | 311 | 195 |
| | F | 2,121 | 1,279 | 301 | 196 | 298 | 169 |
| Dong-gu | S.T | 3,968 | 2,703 | 637 | 408 | 637 | 429 |
| | M | 2,004 | 1,376 | 311 | 199 | 325 | 226 |
| | F | 1,964 | 1,327 | 326 | 209 | 312 | 203 |
| Yeongdo-gu | S.T | 5,723 | 3,727 | 801 | 543 | 842 | 530 |
| | M | 2,904 | 1,905 | 409 | 277 | 416 | 274 |
| | F | 2,819 | 1,822 | 392 | 266 | 426 | 256 |
| Busanjin-gu | S.T | 20,401 | 12,252 | 3,193 | 2,069 | 3,158 | 1,981 |
| | M | 10,334 | 6,171 | 1,607 | 1,078 | 1,551 | 968 |
| | F | 10,067 | 6,081 | 1,586 | 991 | 1,607 | 1,013 |
| Dongnae-gu | S.T | 13,497 | 8,047 | 1,961 | 1,329 | 1,968 | 1,250 |
| | M | 6,917 | 4,173 | 967 | 686 | 987 | 641 |
| | F | 6,580 | 3,874 | 994 | 643 | 981 | 609 |
| Nam-gu | S.T | 15,452 | 9,205 | 2,189 | 1,470 | 2,268 | 1,385 |
| | M | 7,869 | 4,715 | 1,096 | 773 | 1,111 | 673 |
| | F | 7,583 | 4,490 | 1,093 | 697 | 1,157 | 712 |
| Gwangju-si | S.T | 15,521 | 9,633 | 2,347 | 1,610 | 2,223 | 1,451 |
| | M | 7,982 | 4,955 | 1,185 | 833 | 1,125 | 739 |
| | F | 7,539 | 4,678 | 1,162 | 777 | 1,098 | 712 |
| Haeundae-gu | S.T | 23,619 | 13,290 | 3,367 | 2,218 | 3,474 | 2,066 |
| | M | 12,145 | 6,873 | 1,721 | 1,134 | 1,804 | 1,070 |
| | F | 11,474 | 6,417 | 1,646 | 1,084 | 1,670 | 996 |
| Saha-gu | S.T | 20,174 | 13,445 | 3,106 | 2,118 | 3,127 | 2,080 |
| | M | 10,321 | 6,843 | 1,595 | 1,098 | 1,558 | 1,035 |
| | F | 9,853 | 6,602 | 1,511 | 1,020 | 1,569 | 1,045 |
| Geumjeong-gu | S.T | 10,866 | 5,903 | 1,623 | 989 | 1,606 | 894 |
| | M | 5,642 | 3,115 | 826 | 509 | 816 | 465 |
| | F | 5,224 | 2,788 | 797 | 480 | 790 | 429 |
| Gangseo-gu | S.T | 3,905 | 2,333 | 593 | 377 | 594 | 367 |
| | M | 1,998 | 1,194 | 305 | 195 | 307 | 184 |
| | F | 1,907 | 1,139 | 288 | 182 | 287 | 183 |
| Yeonje-gu | S.T | 11,115 | 6,672 | 1,629 | 1,098 | 1,646 | 1,055 |
| | M | 5,707 | 3,362 | 824 | 562 | 861 | 547 |
| | F | 5,408 | 3,310 | 805 | 536 | 785 | 508 |
| Suyeong-gu | S.T | 8,144 | 4,801 | 1,218 | 818 | 1,237 | 770 |
| | M | 4,214 | 2,500 | 653 | 439 | 618 | 403 |
| | F | 3,930 | 2,301 | 565 | 379 | 619 | 367 |
| Sasang-gu | S.T | 13,636 | 9,118 | 2,209 | 1,549 | 2,140 | 1,442 |
| | M | 7,113 | 4,777 | 1,164 | 820 | 1,124 | 784 |
| | F | 6,523 | 4,341 | 1,045 | 729 | 1,016 | 658 |

aX

X

O

Number of Examinees by District and Gender <Cont'd>

XX a

(Unit : Person)

| i pç j l X18~24 months) | | khç kn X30~36 months) | | l j ç l p (42~48 months) | | nl ç nh X54~60 months) | | nnç oi X66~71 months) | |
|--------------------------------|----------------------------|--------------------------------|----------------------------|--------------------------------|----------------------------|--------------------------------|----------------------------|--------------------------------|----------------------------|
| Number of Eligible Individuals | Number of Actual Examinees | Number of Eligible Individuals | Number of Actual Examinees | Number of Eligible Individuals | Number of Actual Examinees | Number of Eligible Individuals | Number of Actual Examinees | Number of Eligible Individuals | Number of Actual Examinees |
| 289 | 212 | 236 | 143 | 227 | 118 | 231 | 112 | 235 | 114 |
| 143 | 113 | 130 | 70 | 106 | 62 | 108 | 54 | 114 | 54 |
| 146 | 99 | 106 | 73 | 121 | 56 | 123 | 58 | 121 | 60 |
| 593 | 420 | 578 | 348 | 610 | 369 | 703 | 343 | 597 | 334 |
| 302 | 205 | 318 | 191 | 287 | 174 | 359 | 158 | 293 | 172 |
| 291 | 215 | 260 | 157 | 323 | 195 | 344 | 185 | 304 | 162 |
| 604 | 451 | 513 | 417 | 526 | 383 | 586 | 322 | 465 | 293 |
| 306 | 232 | 260 | 210 | 279 | 203 | 298 | 159 | 225 | 147 |
| 298 | 219 | 253 | 207 | 247 | 180 | 288 | 163 | 240 | 146 |
| 852 | 659 | 736 | 551 | 845 | 543 | 855 | 476 | 792 | 425 |
| 416 | 322 | 368 | 276 | 443 | 287 | 439 | 243 | 413 | 226 |
| 436 | 337 | 368 | 275 | 402 | 256 | 416 | 233 | 379 | 199 |
| 2,958 | 2,162 | 2,751 | 1,966 | 2,795 | 1,657 | 2,929 | 1,336 | 2,617 | 1,081 |
| 1,521 | 1,096 | 1,412 | 995 | 1,448 | 839 | 1,475 | 658 | 1,320 | 537 |
| 1,437 | 1,066 | 1,339 | 971 | 1,347 | 818 | 1,454 | 678 | 1,297 | 544 |
| 1,942 | 1,406 | 1,744 | 1,225 | 1,942 | 1,086 | 2,037 | 946 | 1,903 | 805 |
| 1,011 | 735 | 891 | 640 | 1,029 | 571 | 1,068 | 495 | 964 | 405 |
| 931 | 671 | 853 | 585 | 913 | 515 | 969 | 451 | 939 | 400 |
| 2,356 | 1,600 | 2,083 | 1,451 | 2,182 | 1,214 | 2,276 | 1,119 | 2,098 | 966 |
| 1,227 | 817 | 1,096 | 758 | 1,083 | 615 | 1,196 | 592 | 1,060 | 487 |
| 1,129 | 783 | 987 | 693 | 1,099 | 599 | 1,080 | 527 | 1,038 | 479 |
| 2,246 | 1,676 | 2,131 | 1,501 | 2,195 | 1,275 | 2,265 | 1,095 | 2,114 | 1,025 |
| 1,149 | 852 | 1,085 | 780 | 1,140 | 659 | 1,166 | 549 | 1,132 | 543 |
| 1,097 | 824 | 1,046 | 721 | 1,055 | 616 | 1,099 | 546 | 982 | 482 |
| 3,283 | 2,310 | 3,187 | 2,064 | 3,328 | 1,788 | 3,604 | 1,488 | 3,376 | 1,356 |
| 1,701 | 1,207 | 1,670 | 1,089 | 1,702 | 933 | 1,803 | 736 | 1,744 | 704 |
| 1,582 | 1,103 | 1,517 | 975 | 1,626 | 855 | 1,801 | 752 | 1,632 | 652 |
| 2,942 | 2,306 | 2,820 | 2,046 | 2,812 | 1,845 | 2,824 | 1,609 | 2,543 | 1,441 |
| 1,507 | 1,146 | 1,446 | 1,056 | 1,423 | 919 | 1,492 | 848 | 1,300 | 741 |
| 1,435 | 1,160 | 1,374 | 990 | 1,389 | 926 | 1,332 | 761 | 1,243 | 700 |
| 1,562 | 1,036 | 1,468 | 913 | 1,489 | 759 | 1,657 | 725 | 1,461 | 587 |
| 821 | 559 | 766 | 493 | 779 | 405 | 842 | 374 | 792 | 310 |
| 741 | 477 | 702 | 420 | 710 | 354 | 815 | 351 | 669 | 277 |
| 605 | 426 | 544 | 408 | 552 | 291 | 561 | 260 | 456 | 204 |
| 293 | 214 | 290 | 210 | 282 | 150 | 279 | 135 | 242 | 106 |
| 312 | 212 | 254 | 198 | 270 | 141 | 282 | 125 | 214 | 98 |
| 1,589 | 1,134 | 1,496 | 1,042 | 1,513 | 904 | 1,724 | 788 | 1,518 | 651 |
| 822 | 563 | 741 | 512 | 757 | 430 | 913 | 403 | 789 | 345 |
| 767 | 571 | 755 | 530 | 756 | 474 | 811 | 385 | 729 | 306 |
| 1,105 | 782 | 1,107 | 742 | 1,213 | 678 | 1,261 | 568 | 1,003 | 443 |
| 605 | 413 | 568 | 397 | 600 | 340 | 643 | 283 | 527 | 225 |
| 500 | 369 | 539 | 345 | 613 | 338 | 618 | 285 | 476 | 218 |
| 2,064 | 1,640 | 1,790 | 1,445 | 1,923 | 1,209 | 1,844 | 961 | 1,666 | 872 |
| 1,093 | 853 | 900 | 762 | 993 | 595 | 961 | 504 | 878 | 459 |
| 971 | 787 | 890 | 683 | 930 | 614 | 883 | 457 | 788 | 413 |

Note: Based on Resident Registration Address

Table IV-1

Statistics on Eligibility for Health Screenings for Infants and

| Division | | (Total) | | 1 ~ 6 (4~6 months) | | 9~12 (9~12 months) | |
|--------------|-----|--------------------------------|----------------------------|--------------------------------|----------------------------|--------------------------------|----------------------------|
| | | Number of Eligible Individuals | Number of Actual Examinees | Number of Eligible Individuals | Number of Actual Examinees | Number of Eligible Individuals | Number of Actual Examinees |
| Gijang-gun | S.T | 8,090 | 5,671 | 1,340 | 1,063 | 1,273 | 887 |
| | M | 4,161 | 2,923 | 719 | 564 | 656 | 466 |
| | F | 3,929 | 2,748 | 621 | 499 | 617 | 421 |
| Daegu | S.T | 140,407 | 69,390 | 20,439 | 12,907 | 20,173 | 12,155 |
| | M | 72,671 | 35,848 | 10,477 | 6,626 | 10,383 | 6,259 |
| | F | 67,736 | 33,542 | 9,962 | 6,281 | 9,790 | 5,896 |
| Jung-gu | S.T | 3,492 | 1,719 | 514 | 279 | 525 | 283 |
| | M | 1,818 | 929 | 258 | 149 | 261 | 144 |
| | F | 1,674 | 790 | 256 | 130 | 264 | 139 |
| Dong-gu | S.T | 20,432 | 10,894 | 3,087 | 2,102 | 3,029 | 1,902 |
| | M | 10,627 | 5,620 | 1,598 | 1,097 | 1,583 | 989 |
| | F | 9,805 | 5,274 | 1,489 | 1,005 | 1,446 | 913 |
| Seo-gu | S.T | 8,958 | 4,392 | 1,380 | 811 | 1,391 | 807 |
| | M | 4,563 | 2,222 | 688 | 400 | 704 | 402 |
| | F | 4,395 | 2,170 | 692 | 411 | 687 | 405 |
| Nam-gu | S.T | 7,043 | 3,265 | 1,093 | 591 | 1,078 | 622 |
| | M | 3,674 | 1,721 | 577 | 319 | 548 | 329 |
| | F | 3,369 | 1,544 | 516 | 272 | 530 | 293 |
| Buk-gu | S.T | 29,765 | 14,124 | 4,199 | 2,665 | 4,204 | 2,469 |
| | M | 15,527 | 7,392 | 2,196 | 1,405 | 2,187 | 1,309 |
| | F | 14,238 | 6,732 | 2,003 | 1,260 | 2,017 | 1,160 |
| Gwangju-si | S.T | 21,427 | 9,336 | 2,828 | 1,628 | 2,769 | 1,553 |
| | M | 11,026 | 4,821 | 1,414 | 820 | 1,411 | 792 |
| | F | 10,401 | 4,515 | 1,414 | 808 | 1,358 | 761 |
| Dalseo-gu | S.T | 35,448 | 18,785 | 5,208 | 3,463 | 5,172 | 3,295 |
| | M | 18,335 | 9,616 | 2,695 | 1,745 | 2,636 | 1,672 |
| | F | 17,113 | 9,169 | 2,513 | 1,718 | 2,536 | 1,623 |
| Dalseong-gun | S.T | 13,842 | 6,875 | 2,130 | 1,368 | 2,005 | 1,224 |
| | M | 7,101 | 3,527 | 1,051 | 691 | 1,053 | 622 |
| | F | 6,741 | 3,348 | 1,079 | 677 | 952 | 602 |
| Incheon | S.T | 181,609 | 105,866 | 26,629 | 17,503 | 26,278 | 16,138 |
| | M | 93,763 | 54,611 | 13,756 | 9,026 | 13,619 | 8,385 |
| | F | 87,846 | 51,255 | 12,873 | 8,477 | 12,659 | 7,753 |
| Jung-gu | S.T | 6,306 | 3,687 | 923 | 589 | 873 | 525 |
| | M | 3,246 | 1,896 | 465 | 299 | 449 | 263 |
| | F | 3,060 | 1,791 | 458 | 290 | 424 | 262 |
| Dong-gu | S.T | 5,325 | 3,306 | 759 | 528 | 785 | 494 |
| | M | 2,742 | 1,676 | 389 | 269 | 408 | 250 |
| | F | 2,583 | 1,630 | 370 | 259 | 377 | 244 |
| Nam-gu | S.T | 24,798 | 14,128 | 3,717 | 2,290 | 3,688 | 2,171 |
| | M | 12,912 | 7,368 | 1,969 | 1,200 | 1,971 | 1,178 |
| | F | 11,886 | 6,760 | 1,748 | 1,090 | 1,717 | 993 |
| Yeonsu-gu | S.T | 16,743 | 9,999 | 2,481 | 1,671 | 2,388 | 1,518 |
| | M | 8,785 | 5,203 | 1,312 | 862 | 1,249 | 796 |
| | F | 7,958 | 4,796 | 1,169 | 809 | 1,139 | 722 |

Number of Examinees by District and Gender <Cont'd>

(Unit : Person)

| i pç j l X18~24 months) | | khç kn X30~36 months) | | l j ç l p (42~48 months) | | ni ç nh X54~60 months) | | nnç oi X66~71 months) | |
|--------------------------------|----------------------------|--------------------------------|----------------------------|--------------------------------|----------------------------|--------------------------------|----------------------------|--------------------------------|----------------------------|
| Number of Eligible Individuals | Number of Actual Examinees | Number of Eligible Individuals | Number of Actual Examinees | Number of Eligible Individuals | Number of Actual Examinees | Number of Eligible Individuals | Number of Actual Examinees | Number of Eligible Individuals | Number of Actual Examinees |
| 1,193 | 957 | 1,088 | 816 | 1,128 | 733 | 1,106 | 630 | 962 | 585 |
| 593 | 493 | 545 | 403 | 581 | 376 | 573 | 321 | 494 | 300 |
| 600 | 464 | 543 | 413 | 547 | 357 | 533 | 309 | 468 | 285 |
| 19,897 | 12,780 | 19,037 | 10,722 | 20,203 | 9,054 | 21,222 | 6,680 | 19,436 | 5,092 |
| 10,320 | 6,685 | 9,898 | 5,517 | 10,551 | 4,735 | 10,886 | 3,384 | 10,156 | 2,642 |
| 9,577 | 6,095 | 9,139 | 5,205 | 9,652 | 4,319 | 10,336 | 3,296 | 9,280 | 2,450 |
| 485 | 310 | 484 | 289 | 474 | 252 | 522 | 189 | 488 | 117 |
| 257 | 173 | 276 | 160 | 231 | 127 | 294 | 116 | 241 | 60 |
| 228 | 137 | 208 | 129 | 243 | 125 | 228 | 73 | 247 | 57 |
| 3,026 | 1,935 | 2,849 | 1,709 | 2,950 | 1,451 | 2,928 | 1,042 | 2,563 | 753 |
| 1,564 | 1,014 | 1,501 | 863 | 1,523 | 732 | 1,479 | 522 | 1,379 | 403 |
| 1,462 | 921 | 1,348 | 846 | 1,427 | 719 | 1,449 | 520 | 1,184 | 350 |
| 1,239 | 828 | 1,194 | 624 | 1,248 | 534 | 1,311 | 417 | 1,195 | 371 |
| 621 | 422 | 624 | 315 | 650 | 268 | 663 | 223 | 613 | 192 |
| 618 | 406 | 570 | 309 | 598 | 266 | 648 | 194 | 582 | 179 |
| 1,030 | 607 | 947 | 487 | 972 | 413 | 1,021 | 326 | 902 | 219 |
| 557 | 329 | 473 | 243 | 523 | 222 | 515 | 163 | 481 | 116 |
| 473 | 278 | 474 | 244 | 449 | 191 | 506 | 163 | 421 | 103 |
| 4,123 | 2,637 | 4,001 | 2,134 | 4,321 | 1,811 | 4,663 | 1,342 | 4,254 | 1,066 |
| 2,164 | 1,391 | 2,050 | 1,101 | 2,265 | 946 | 2,442 | 677 | 2,223 | 563 |
| 1,959 | 1,246 | 1,951 | 1,033 | 2,056 | 865 | 2,221 | 665 | 2,031 | 503 |
| 2,761 | 1,627 | 2,899 | 1,512 | 3,275 | 1,245 | 3,485 | 960 | 3,410 | 811 |
| 1,442 | 865 | 1,489 | 784 | 1,691 | 656 | 1,781 | 481 | 1,798 | 423 |
| 1,319 | 762 | 1,410 | 728 | 1,584 | 589 | 1,704 | 479 | 1,612 | 388 |
| 5,204 | 3,450 | 4,809 | 2,934 | 5,004 | 2,516 | 5,269 | 1,809 | 4,782 | 1,318 |
| 2,665 | 1,769 | 2,546 | 1,533 | 2,637 | 1,326 | 2,686 | 906 | 2,470 | 665 |
| 2,539 | 1,681 | 2,263 | 1,401 | 2,367 | 1,190 | 2,583 | 903 | 2,312 | 653 |
| 2,029 | 1,386 | 1,854 | 1,033 | 1,959 | 832 | 2,023 | 595 | 1,842 | 437 |
| 1,050 | 722 | 939 | 518 | 1,031 | 458 | 1,026 | 296 | 951 | 220 |
| 979 | 664 | 915 | 515 | 928 | 374 | 997 | 299 | 891 | 217 |
| 25,966 | 18,259 | 24,906 | 16,832 | 26,114 | 14,853 | 27,145 | 12,393 | 24,571 | 9,888 |
| 13,299 | 9,438 | 12,849 | 8,661 | 13,384 | 7,633 | 14,053 | 6,358 | 12,803 | 5,110 |
| 12,667 | 8,821 | 12,057 | 8,171 | 12,730 | 7,220 | 13,092 | 6,035 | 11,768 | 4,778 |
| 932 | 606 | 839 | 599 | 942 | 546 | 949 | 455 | 848 | 367 |
| 492 | 333 | 419 | 298 | 472 | 283 | 510 | 227 | 439 | 193 |
| 440 | 273 | 420 | 301 | 470 | 263 | 439 | 228 | 409 | 174 |
| 781 | 606 | 748 | 556 | 764 | 475 | 808 | 374 | 680 | 273 |
| 412 | 319 | 368 | 278 | 401 | 235 | 406 | 191 | 358 | 134 |
| 369 | 287 | 380 | 278 | 363 | 240 | 402 | 183 | 322 | 139 |
| 3,595 | 2,490 | 3,426 | 2,255 | 3,572 | 1,958 | 3,600 | 1,694 | 3,200 | 1,270 |
| 1,825 | 1,309 | 1,724 | 1,116 | 1,842 | 1,003 | 1,916 | 896 | 1,665 | 666 |
| 1,770 | 1,181 | 1,702 | 1,139 | 1,730 | 955 | 1,684 | 798 | 1,535 | 604 |
| 2,320 | 1,703 | 2,230 | 1,604 | 2,396 | 1,374 | 2,542 | 1,139 | 2,386 | 990 |
| 1,203 | 876 | 1,166 | 850 | 1,288 | 718 | 1,332 | 584 | 1,235 | 517 |
| 1,117 | 827 | 1,064 | 754 | 1,108 | 656 | 1,210 | 555 | 1,151 | 473 |

Note: Based on Resident Registration Address

Table IV-1

Statistics on Eligibility for Health Screenings for Infants and

| Division | | (Total) | | 1 ~ 6 (4~6 months) | | 9~12 (9~12 months) | |
|--------------|-----|--------------------------------|----------------------------|--------------------------------|----------------------------|--------------------------------|----------------------------|
| | | Number of Eligible Individuals | Number of Actual Examinees | Number of Eligible Individuals | Number of Actual Examinees | Number of Eligible Individuals | Number of Actual Examinees |
| Namdong-gun | S.T | 34,500 | 19,425 | 4,984 | 3,152 | 5,023 | 3,054 |
| | M | 17,786 | 9,997 | 2,558 | 1,589 | 2,601 | 1,568 |
| | F | 16,714 | 9,428 | 2,426 | 1,563 | 2,422 | 1,486 |
| Bupyeong-gun | S.T | 35,086 | 20,456 | 5,081 | 3,387 | 5,077 | 3,131 |
| | M | 18,089 | 10,585 | 2,589 | 1,735 | 2,628 | 1,633 |
| | F | 16,997 | 9,871 | 2,492 | 1,652 | 2,449 | 1,498 |
| Gyeyang-gun | S.T | 22,684 | 14,511 | 3,266 | 2,277 | 3,277 | 2,094 |
| | M | 11,665 | 7,416 | 1,701 | 1,201 | 1,663 | 1,076 |
| | F | 11,019 | 7,095 | 1,565 | 1,076 | 1,614 | 1,018 |
| Seo-gu | S.T | 32,456 | 18,387 | 4,944 | 3,370 | 4,680 | 2,890 |
| | M | 16,658 | 9,461 | 2,509 | 1,730 | 2,394 | 1,487 |
| | F | 15,798 | 8,926 | 2,435 | 1,640 | 2,286 | 1,403 |
| Ganghwa-gun | S.T | 2,471 | 1,346 | 314 | 167 | 310 | 166 |
| | M | 1,280 | 702 | 176 | 98 | 162 | 81 |
| | F | 1,191 | 644 | 138 | 69 | 148 | 85 |
| Ongjin-gun | S.T | 1,240 | 621 | 160 | 72 | 177 | 95 |
| | M | 600 | 307 | 88 | 43 | 94 | 53 |
| | F | 640 | 314 | 72 | 29 | 83 | 42 |
| Gwangju | S.T | 97,778 | 49,711 | 13,927 | 8,133 | 13,872 | 7,658 |
| | M | 50,576 | 25,574 | 7,172 | 4,161 | 7,192 | 3,917 |
| | F | 47,202 | 24,137 | 6,755 | 3,972 | 6,680 | 3,741 |
| Gwangju-si | S.T | 4,465 | 2,323 | 755 | 437 | 729 | 393 |
| | M | 2,305 | 1,192 | 388 | 219 | 360 | 203 |
| | F | 2,160 | 1,131 | 367 | 218 | 369 | 190 |
| Seo-gu | S.T | 18,769 | 9,143 | 2,865 | 1,553 | 2,700 | 1,478 |
| | M | 9,723 | 4,758 | 1,451 | 781 | 1,415 | 744 |
| | F | 9,046 | 4,385 | 1,414 | 772 | 1,285 | 734 |
| Nam-gu | S.T | 11,539 | 6,318 | 1,704 | 1,063 | 1,666 | 960 |
| | M | 5,893 | 3,240 | 874 | 543 | 872 | 493 |
| | F | 5,646 | 3,078 | 830 | 520 | 794 | 467 |
| Buk-gu | S.T | 28,693 | 14,764 | 3,817 | 2,253 | 4,001 | 2,172 |
| | M | 14,868 | 7,562 | 1,954 | 1,131 | 2,081 | 1,101 |
| | F | 13,825 | 7,202 | 1,863 | 1,122 | 1,920 | 1,071 |
| Gwangsan-gu | S.T | 34,312 | 17,163 | 4,786 | 2,827 | 4,776 | 2,655 |
| | M | 17,787 | 8,822 | 2,505 | 1,487 | 2,464 | 1,376 |
| | F | 16,525 | 8,341 | 2,281 | 1,340 | 2,312 | 1,279 |
| Daejeon | S.T | 101,395 | 57,731 | 14,660 | 9,466 | 14,644 | 8,785 |
| | M | 52,459 | 29,932 | 7,635 | 4,938 | 7,569 | 4,536 |
| | F | 48,936 | 27,799 | 7,025 | 4,528 | 7,075 | 4,249 |
| Dong-gu | S.T | 15,987 | 9,400 | 2,312 | 1,533 | 2,332 | 1,362 |
| | M | 8,194 | 4,854 | 1,154 | 769 | 1,156 | 703 |
| | F | 7,793 | 4,546 | 1,158 | 764 | 1,176 | 659 |

Number of Examinees by District and Gender <Cont'd>

(Unit : Person)

| i pç j l X18~24 months) | | khç kn X30~36 months) | | l j ç l p (42~48 months) | | ni ç nh X54~60 months) | | nnç oi X66~71 months) | |
|--------------------------------|----------------------------|--------------------------------|----------------------------|--------------------------------|----------------------------|--------------------------------|----------------------------|--------------------------------|----------------------------|
| Number of Eligible Individuals | Number of Actual Examinees | Number of Eligible Individuals | Number of Actual Examinees | Number of Eligible Individuals | Number of Actual Examinees | Number of Eligible Individuals | Number of Actual Examinees | Number of Eligible Individuals | Number of Actual Examinees |
| 4,940 | 3,415 | 4,765 | 3,136 | 5,018 | 2,727 | 5,107 | 2,160 | 4,663 | 1,781 |
| 2,535 | 1,772 | 2,484 | 1,652 | 2,532 | 1,390 | 2,610 | 1,114 | 2,466 | 912 |
| 2,405 | 1,643 | 2,281 | 1,484 | 2,486 | 1,337 | 2,497 | 1,046 | 2,197 | 869 |
| 5,077 | 3,558 | 4,890 | 3,325 | 4,947 | 2,875 | 5,326 | 2,388 | 4,688 | 1,792 |
| 2,588 | 1,830 | 2,503 | 1,692 | 2,589 | 1,511 | 2,765 | 1,251 | 2,427 | 933 |
| 2,489 | 1,728 | 2,387 | 1,633 | 2,358 | 1,364 | 2,561 | 1,137 | 2,261 | 859 |
| 3,270 | 2,428 | 3,166 | 2,147 | 3,194 | 2,063 | 3,445 | 1,918 | 3,066 | 1,584 |
| 1,640 | 1,200 | 1,649 | 1,087 | 1,644 | 1,055 | 1,782 | 974 | 1,586 | 823 |
| 1,630 | 1,228 | 1,517 | 1,060 | 1,550 | 1,008 | 1,663 | 944 | 1,480 | 761 |
| 4,526 | 3,133 | 4,336 | 2,865 | 4,709 | 2,553 | 4,774 | 1,977 | 4,487 | 1,599 |
| 2,334 | 1,635 | 2,271 | 1,510 | 2,354 | 1,301 | 2,442 | 978 | 2,354 | 820 |
| 2,192 | 1,498 | 2,065 | 1,355 | 2,355 | 1,252 | 2,332 | 999 | 2,133 | 779 |
| 348 | 215 | 355 | 245 | 382 | 182 | 393 | 200 | 369 | 171 |
| 190 | 113 | 187 | 132 | 177 | 87 | 206 | 106 | 182 | 85 |
| 158 | 102 | 168 | 113 | 205 | 95 | 187 | 94 | 187 | 86 |
| 177 | 105 | 151 | 100 | 190 | 100 | 201 | 88 | 184 | 61 |
| 80 | 51 | 78 | 46 | 85 | 50 | 84 | 37 | 91 | 27 |
| 97 | 54 | 73 | 54 | 105 | 50 | 117 | 51 | 93 | 34 |
| 13,911 | 8,845 | 13,408 | 7,831 | 14,029 | 6,501 | 14,968 | 5,930 | 13,663 | 4,813 |
| 7,221 | 4,596 | 6,878 | 4,046 | 7,234 | 3,358 | 7,792 | 3,056 | 7,087 | 2,440 |
| 6,690 | 4,249 | 6,530 | 3,785 | 6,795 | 3,143 | 7,176 | 2,874 | 6,576 | 2,373 |
| 636 | 393 | 546 | 355 | 598 | 266 | 638 | 262 | 563 | 217 |
| 343 | 205 | 283 | 185 | 322 | 148 | 313 | 133 | 296 | 99 |
| 293 | 188 | 263 | 170 | 276 | 118 | 325 | 129 | 267 | 118 |
| 2,569 | 1,557 | 2,515 | 1,447 | 2,689 | 1,169 | 2,805 | 1,091 | 2,626 | 848 |
| 1,359 | 845 | 1,305 | 763 | 1,375 | 616 | 1,452 | 567 | 1,366 | 442 |
| 1,210 | 712 | 1,210 | 684 | 1,314 | 553 | 1,353 | 524 | 1,260 | 406 |
| 1,713 | 1,161 | 1,543 | 982 | 1,637 | 857 | 1,695 | 746 | 1,581 | 549 |
| 857 | 602 | 770 | 473 | 854 | 454 | 874 | 400 | 792 | 275 |
| 856 | 559 | 773 | 509 | 783 | 403 | 821 | 346 | 789 | 274 |
| 4,128 | 2,633 | 4,076 | 2,357 | 4,150 | 1,975 | 4,498 | 1,859 | 4,023 | 1,515 |
| 2,123 | 1,348 | 2,143 | 1,249 | 2,157 | 1,033 | 2,356 | 953 | 2,054 | 747 |
| 2,005 | 1,285 | 1,933 | 1,108 | 1,993 | 942 | 2,142 | 906 | 1,969 | 768 |
| 4,865 | 3,101 | 4,728 | 2,690 | 4,955 | 2,234 | 5,332 | 1,972 | 4,870 | 1,684 |
| 2,539 | 1,596 | 2,377 | 1,376 | 2,526 | 1,107 | 2,797 | 1,003 | 2,579 | 877 |
| 2,326 | 1,505 | 2,351 | 1,314 | 2,429 | 1,127 | 2,535 | 969 | 2,291 | 807 |
| 14,264 | 10,050 | 13,780 | 9,146 | 14,494 | 7,972 | 15,437 | 6,524 | 14,116 | 5,788 |
| 7,382 | 5,213 | 7,154 | 4,692 | 7,463 | 4,132 | 7,890 | 3,383 | 7,366 | 3,038 |
| 6,882 | 4,837 | 6,626 | 4,454 | 7,031 | 3,840 | 7,547 | 3,141 | 6,750 | 2,750 |
| 2,245 | 1,632 | 2,230 | 1,491 | 2,343 | 1,308 | 2,386 | 1,102 | 2,139 | 972 |
| 1,169 | 854 | 1,163 | 789 | 1,203 | 665 | 1,226 | 576 | 1,123 | 498 |
| 1,076 | 778 | 1,067 | 702 | 1,140 | 643 | 1,160 | 526 | 1,016 | 474 |

Note: Based on Resident Registration Address

Table IV-1

Statistics on Eligibility for Health Screenings for Infants and

| Division | | (Total) | | Infant (4~6 months) | | 9~12 (9~12 months) | |
|-------------------------|-----|--------------------------------|----------------------------|--------------------------------|----------------------------|--------------------------------|----------------------------|
| | | Number of Eligible Individuals | Number of Actual Examinees | Number of Eligible Individuals | Number of Actual Examinees | Number of Eligible Individuals | Number of Actual Examinees |
| Jung-gu | S.T | 15,891 | 8,949 | 2,275 | 1,463 | 2,221 | 1,339 |
| | M | 8,177 | 4,594 | 1,189 | 760 | 1,142 | 694 |
| | F | 7,714 | 4,355 | 1,086 | 703 | 1,079 | 645 |
| Seo-gu | S.T | 31,418 | 17,478 | 4,584 | 2,949 | 4,619 | 2,787 |
| | M | 16,236 | 9,027 | 2,409 | 1,570 | 2,402 | 1,435 |
| | F | 15,182 | 8,451 | 2,175 | 1,379 | 2,217 | 1,352 |
| Yuseong-gu | S.T | 25,369 | 14,493 | 3,671 | 2,442 | 3,625 | 2,250 |
| | M | 13,218 | 7,567 | 1,934 | 1,263 | 1,914 | 1,173 |
| | F | 12,151 | 6,926 | 1,737 | 1,179 | 1,711 | 1,077 |
| Daedeok-gu | S.T | 12,730 | 7,411 | 1,818 | 1,079 | 1,847 | 1,047 |
| | M | 6,634 | 3,890 | 949 | 576 | 955 | 531 |
| | F | 6,096 | 3,521 | 869 | 503 | 892 | 516 |
| Ulsan | S.T | 78,869 | 46,140 | 11,660 | 8,028 | 11,597 | 7,536 |
| | M | 41,105 | 23,935 | 6,048 | 4,165 | 6,006 | 3,884 |
| | F | 37,764 | 22,205 | 5,612 | 3,863 | 5,591 | 3,652 |
| Jung-gu | S.T | 12,867 | 7,386 | 1,903 | 1,239 | 1,825 | 1,158 |
| | M | 6,774 | 3,811 | 993 | 632 | 943 | 585 |
| | F | 6,093 | 3,575 | 910 | 607 | 882 | 573 |
| Nam-gu | S.T | 20,571 | 11,749 | 3,072 | 2,190 | 3,113 | 2,056 |
| | M | 10,769 | 6,194 | 1,601 | 1,144 | 1,632 | 1,088 |
| | F | 9,802 | 5,555 | 1,471 | 1,046 | 1,481 | 968 |
| Gwangju-si | S.T | 13,270 | 7,695 | 2,179 | 1,535 | 2,089 | 1,350 |
| | M | 6,950 | 4,027 | 1,141 | 805 | 1,075 | 690 |
| | F | 6,320 | 3,668 | 1,038 | 730 | 1,014 | 660 |
| Buk-gu | S.T | 16,855 | 10,359 | 2,351 | 1,681 | 2,382 | 1,597 |
| | M | 8,681 | 5,342 | 1,205 | 858 | 1,246 | 825 |
| | F | 8,174 | 5,017 | 1,146 | 823 | 1,136 | 772 |
| Ulju-gun | S.T | 15,306 | 8,951 | 2,155 | 1,383 | 2,188 | 1,375 |
| | M | 7,931 | 4,561 | 1,108 | 726 | 1,110 | 696 |
| | F | 7,375 | 4,390 | 1,047 | 657 | 1,078 | 679 |
| Sejong | S.T | 6,304 | 3,610 | 974 | 587 | 939 | 540 |
| | M | 3,155 | 1,806 | 506 | 317 | 465 | 275 |
| | F | 3,149 | 1,804 | 468 | 270 | 474 | 265 |
| Gyeonggi | S.T | 862,372 | 487,164 | 122,072 | 81,263 | 123,333 | 77,367 |
| | M | 443,533 | 250,534 | 62,589 | 41,877 | 63,494 | 39,866 |
| | F | 418,839 | 236,630 | 59,483 | 39,386 | 59,839 | 37,501 |
| Suwon-si Jangan-gu | S.T | 18,722 | 11,404 | 2,562 | 1,802 | 2,622 | 1,668 |
| | M | 9,619 | 5,870 | 1,300 | 908 | 1,361 | 856 |
| | F | 9,103 | 5,534 | 1,262 | 894 | 1,261 | 812 |
| Suwon-si Gwonseon-gu | S.T | 21,129 | 12,276 | 3,400 | 2,226 | 3,196 | 2,055 |
| | M | 10,869 | 6,335 | 1,721 | 1,167 | 1,648 | 1,033 |
| | F | 10,260 | 5,941 | 1,679 | 1,059 | 1,548 | 1,022 |

Number of Examinees by District and Gender <Cont'd>

XX a
(Unit : Person)

| i pčjl X18~24 months) | | khč kn X30~36 months) | | lj člp (42~48 months) | | nl čnh X54~60 months) | | nnč oi X66~71 months) | |
|--------------------------------|----------------------------|--------------------------------|----------------------------|--------------------------------|----------------------------|--------------------------------|----------------------------|--------------------------------|----------------------------|
| Number of Eligible Individuals | Number of Actual Examinees | Number of Eligible Individuals | Number of Actual Examinees | Number of Eligible Individuals | Number of Actual Examinees | Number of Eligible Individuals | Number of Actual Examinees | Number of Eligible Individuals | Number of Actual Examinees |
| 2,223 | 1,514 | 2,186 | 1,447 | 2,343 | 1,348 | 2,452 | 1,032 | 2,191 | 806 |
| 1,120 | 759 | 1,130 | 736 | 1,239 | 712 | 1,253 | 531 | 1,104 | 402 |
| 1,103 | 755 | 1,056 | 711 | 1,104 | 636 | 1,199 | 501 | 1,087 | 404 |
| 4,498 | 3,171 | 4,252 | 2,802 | 4,367 | 2,301 | 4,706 | 1,840 | 4,392 | 1,628 |
| 2,293 | 1,609 | 2,211 | 1,440 | 2,223 | 1,200 | 2,398 | 907 | 2,300 | 866 |
| 2,205 | 1,562 | 2,041 | 1,362 | 2,144 | 1,101 | 2,308 | 933 | 2,092 | 762 |
| 3,486 | 2,412 | 3,358 | 2,216 | 3,649 | 1,959 | 3,939 | 1,671 | 3,641 | 1,543 |
| 1,818 | 1,267 | 1,728 | 1,113 | 1,911 | 1,011 | 2,007 | 911 | 1,906 | 829 |
| 1,668 | 1,145 | 1,630 | 1,103 | 1,738 | 948 | 1,932 | 760 | 1,735 | 714 |
| 1,812 | 1,321 | 1,754 | 1,190 | 1,792 | 1,056 | 1,954 | 879 | 1,753 | 839 |
| 982 | 724 | 922 | 614 | 887 | 544 | 1,006 | 458 | 933 | 443 |
| 830 | 597 | 832 | 576 | 905 | 512 | 948 | 421 | 820 | 396 |
| 11,299 | 8,352 | 10,812 | 7,441 | 11,195 | 6,309 | 11,817 | 4,929 | 10,489 | 3,545 |
| 5,883 | 4,283 | 5,662 | 3,915 | 5,850 | 3,326 | 6,161 | 2,531 | 5,495 | 1,831 |
| 5,416 | 4,069 | 5,150 | 3,526 | 5,345 | 2,983 | 5,656 | 2,398 | 4,994 | 1,714 |
| 1,831 | 1,359 | 1,779 | 1,270 | 1,838 | 1,011 | 1,943 | 774 | 1,748 | 575 |
| 970 | 706 | 955 | 693 | 955 | 522 | 1,030 | 368 | 928 | 305 |
| 861 | 653 | 824 | 577 | 883 | 489 | 913 | 406 | 820 | 270 |
| 2,922 | 2,157 | 2,776 | 1,856 | 2,885 | 1,522 | 2,997 | 1,149 | 2,806 | 819 |
| 1,532 | 1,140 | 1,443 | 951 | 1,506 | 819 | 1,589 | 603 | 1,466 | 449 |
| 1,390 | 1,017 | 1,333 | 905 | 1,379 | 703 | 1,408 | 546 | 1,340 | 370 |
| 1,996 | 1,430 | 1,799 | 1,230 | 1,750 | 955 | 1,863 | 711 | 1,594 | 484 |
| 1,046 | 730 | 946 | 657 | 943 | 536 | 956 | 367 | 843 | 242 |
| 950 | 700 | 853 | 573 | 807 | 419 | 907 | 344 | 751 | 242 |
| 2,368 | 1,799 | 2,359 | 1,631 | 2,479 | 1,515 | 2,638 | 1,234 | 2,278 | 902 |
| 1,215 | 921 | 1,254 | 862 | 1,245 | 770 | 1,364 | 637 | 1,152 | 469 |
| 1,153 | 878 | 1,105 | 769 | 1,234 | 745 | 1,274 | 597 | 1,126 | 433 |
| 2,182 | 1,607 | 2,099 | 1,454 | 2,243 | 1,306 | 2,376 | 1,061 | 2,063 | 765 |
| 1,120 | 786 | 1,064 | 752 | 1,201 | 679 | 1,222 | 556 | 1,106 | 366 |
| 1,062 | 821 | 1,035 | 702 | 1,042 | 627 | 1,154 | 505 | 957 | 399 |
| 930 | 618 | 827 | 534 | 949 | 536 | 897 | 460 | 788 | 335 |
| 442 | 272 | 408 | 257 | 489 | 279 | 448 | 231 | 397 | 175 |
| 488 | 346 | 419 | 277 | 460 | 257 | 449 | 229 | 391 | 160 |
| 122,855 | 86,086 | 118,284 | 77,198 | 124,913 | 66,127 | 130,714 | 55,481 | 120,201 | 43,642 |
| 63,385 | 44,426 | 60,857 | 39,549 | 64,177 | 33,969 | 67,029 | 28,402 | 62,002 | 22,445 |
| 59,470 | 41,660 | 57,427 | 37,649 | 60,736 | 32,158 | 63,685 | 27,079 | 58,199 | 21,197 |
| 2,640 | 2,073 | 2,566 | 1,855 | 2,747 | 1,615 | 2,833 | 1,356 | 2,752 | 1,035 |
| 1,382 | 1,104 | 1,340 | 967 | 1,387 | 804 | 1,451 | 688 | 1,398 | 543 |
| 1,258 | 969 | 1,226 | 888 | 1,360 | 811 | 1,382 | 668 | 1,354 | 492 |
| 2,920 | 2,105 | 2,742 | 1,800 | 2,921 | 1,626 | 3,105 | 1,437 | 2,845 | 1,027 |
| 1,549 | 1,127 | 1,365 | 897 | 1,523 | 828 | 1,595 | 744 | 1,468 | 539 |
| 1,371 | 978 | 1,377 | 903 | 1,398 | 798 | 1,510 | 693 | 1,377 | 488 |

Note: Based on Resident Registration Address

Table IV-1

Statistics on Eligibility for Health Screenings for Infants and

| Division | | (Total) | | Infant (4~6 months) | | 9~12 (9~12 months) | |
|---------------------------|-----|--------------------------------|----------------------------|--------------------------------|----------------------------|--------------------------------|----------------------------|
| | | Number of Eligible Individuals | Number of Actual Examinees | Number of Eligible Individuals | Number of Actual Examinees | Number of Eligible Individuals | Number of Actual Examinees |
| Suwon-si Paldal-gu | S.T | 13,056 | 7,882 | 1,891 | 1,215 | 1,913 | 1,205 |
| | M | 6,787 | 4,057 | 985 | 625 | 988 | 615 |
| | F | 6,269 | 3,825 | 906 | 590 | 925 | 590 |
| Suwon-si Yeongtong-gu | S.T | 23,019 | 13,602 | 3,527 | 2,533 | 3,407 | 2,307 |
| | M | 11,813 | 6,981 | 1,769 | 1,297 | 1,736 | 1,169 |
| | F | 11,206 | 6,621 | 1,758 | 1,236 | 1,671 | 1,138 |
| Seongnam-si Sujeong-gu | S.T | 14,387 | 9,073 | 2,181 | 1,411 | 2,236 | 1,416 |
| | M | 7,398 | 4,669 | 1,144 | 729 | 1,139 | 722 |
| | F | 6,989 | 4,404 | 1,037 | 682 | 1,097 | 694 |
| Seongnam-si Jungwon-gu | S.T | 15,101 | 10,188 | 2,197 | 1,487 | 2,244 | 1,483 |
| | M | 7,804 | 5,226 | 1,180 | 783 | 1,188 | 776 |
| | F | 7,297 | 4,962 | 1,017 | 704 | 1,056 | 707 |
| Seongnam-si Bundang-gu | S.T | 31,475 | 17,844 | 4,667 | 3,169 | 4,766 | 3,088 |
| | M | 16,358 | 9,292 | 2,466 | 1,676 | 2,530 | 1,625 |
| | F | 15,117 | 8,552 | 2,201 | 1,493 | 2,236 | 1,463 |
| Uijeongbu-si | S.T | 27,200 | 15,634 | 3,692 | 2,658 | 3,685 | 2,342 |
| | M | 13,936 | 8,038 | 1,894 | 1,394 | 1,931 | 1,196 |
| | F | 13,264 | 7,596 | 1,798 | 1,264 | 1,754 | 1,146 |
| Anyang-si Manan-gu | S.T | 15,852 | 9,758 | 2,349 | 1,620 | 2,288 | 1,590 |
| | M | 8,126 | 5,000 | 1,228 | 854 | 1,153 | 813 |
| | F | 7,726 | 4,758 | 1,121 | 766 | 1,135 | 777 |
| Gwangju-si | S.T | 22,779 | 13,912 | 3,299 | 2,351 | 3,398 | 2,378 |
| | M | 11,791 | 7,232 | 1,708 | 1,255 | 1,760 | 1,237 |
| | F | 10,988 | 6,680 | 1,591 | 1,096 | 1,638 | 1,141 |
| Bucheon-si Wonmi-gu | S.T | 28,132 | 15,876 | 4,210 | 2,817 | 4,195 | 2,712 |
| | M | 14,381 | 8,196 | 2,105 | 1,446 | 2,189 | 1,416 |
| | F | 13,751 | 7,680 | 2,105 | 1,371 | 2,006 | 1,296 |
| Bucheon-si Sosa-gu | S.T | 15,575 | 9,020 | 2,203 | 1,541 | 2,274 | 1,427 |
| | M | 7,940 | 4,565 | 1,116 | 793 | 1,172 | 715 |
| | F | 7,635 | 4,455 | 1,087 | 748 | 1,102 | 712 |
| Bucheon-si Ojeong-gu | S.T | 12,024 | 6,861 | 1,681 | 1,119 | 1,680 | 983 |
| | M | 6,287 | 3,577 | 873 | 577 | 869 | 521 |
| | F | 5,737 | 3,284 | 808 | 542 | 811 | 462 |
| Gwangmyeong-si | S.T | 28,268 | 17,531 | 4,230 | 3,107 | 4,391 | 3,046 |
| | M | 14,496 | 8,956 | 2,184 | 1,579 | 2,234 | 1,563 |
| | F | 13,772 | 8,575 | 2,046 | 1,528 | 2,157 | 1,483 |
| Pyeongtaek-si | S.T | 31,261 | 18,205 | 4,400 | 2,880 | 4,394 | 2,629 |
| | M | 16,047 | 9,407 | 2,258 | 1,490 | 2,231 | 1,365 |
| | F | 15,214 | 8,798 | 2,142 | 1,390 | 2,163 | 1,264 |
| Dongducheon-si | S.T | 6,465 | 2,754 | 904 | 552 | 930 | 548 |
| | M | 3,315 | 1,425 | 489 | 304 | 475 | 288 |
| | F | 3,150 | 1,329 | 415 | 248 | 455 | 260 |

Number of Examinees by District and Gender <Cont'd>

(Unit : Person)

| i pç j l X18~24 months) | | khç kn X30~36 months) | | l j ç l p (42~48 months) | | ni ç nh X54~60 months) | | nnç oi X66~71 months) | |
|--------------------------------|----------------------------|--------------------------------|----------------------------|--------------------------------|----------------------------|--------------------------------|----------------------------|--------------------------------|----------------------------|
| Number of Eligible Individuals | Number of Actual Examinees | Number of Eligible Individuals | Number of Actual Examinees | Number of Eligible Individuals | Number of Actual Examinees | Number of Eligible Individuals | Number of Actual Examinees | Number of Eligible Individuals | Number of Actual Examinees |
| 1,910 | 1,449 | 1,781 | 1,335 | 1,940 | 1,063 | 1,947 | 940 | 1,674 | 675 |
| 973 | 743 | 947 | 708 | 1,027 | 561 | 1,019 | 465 | 848 | 340 |
| 937 | 706 | 834 | 627 | 913 | 502 | 928 | 475 | 826 | 335 |
| 3,283 | 2,389 | 3,229 | 2,291 | 3,218 | 1,736 | 3,344 | 1,318 | 3,011 | 1,028 |
| 1,687 | 1,218 | 1,660 | 1,173 | 1,672 | 902 | 1,757 | 703 | 1,532 | 519 |
| 1,596 | 1,171 | 1,569 | 1,118 | 1,546 | 834 | 1,587 | 615 | 1,479 | 509 |
| 2,131 | 1,563 | 1,945 | 1,366 | 1,960 | 1,236 | 2,081 | 1,224 | 1,853 | 857 |
| 1,138 | 824 | 1,002 | 693 | 988 | 647 | 1,056 | 623 | 931 | 431 |
| 993 | 739 | 943 | 673 | 972 | 589 | 1,025 | 601 | 922 | 426 |
| 2,189 | 1,705 | 2,088 | 1,529 | 2,142 | 1,502 | 2,264 | 1,384 | 1,977 | 1,098 |
| 1,143 | 903 | 1,042 | 753 | 1,129 | 753 | 1,106 | 695 | 1,016 | 563 |
| 1,046 | 802 | 1,046 | 776 | 1,013 | 749 | 1,158 | 689 | 961 | 535 |
| 4,665 | 3,349 | 4,124 | 2,763 | 4,382 | 2,217 | 4,543 | 1,742 | 4,328 | 1,516 |
| 2,397 | 1,762 | 2,141 | 1,427 | 2,221 | 1,159 | 2,356 | 871 | 2,247 | 772 |
| 2,268 | 1,587 | 1,983 | 1,336 | 2,161 | 1,058 | 2,187 | 871 | 2,081 | 744 |
| 3,865 | 2,695 | 3,709 | 2,438 | 3,961 | 2,096 | 4,341 | 1,861 | 3,947 | 1,544 |
| 1,992 | 1,402 | 1,853 | 1,227 | 2,015 | 1,043 | 2,267 | 958 | 1,984 | 818 |
| 1,873 | 1,293 | 1,856 | 1,211 | 1,946 | 1,053 | 2,074 | 903 | 1,963 | 726 |
| 2,374 | 1,745 | 2,093 | 1,503 | 2,299 | 1,269 | 2,302 | 1,136 | 2,147 | 895 |
| 1,217 | 905 | 1,056 | 760 | 1,154 | 614 | 1,221 | 607 | 1,097 | 447 |
| 1,157 | 840 | 1,037 | 743 | 1,145 | 655 | 1,081 | 529 | 1,050 | 448 |
| 3,253 | 2,590 | 3,046 | 2,165 | 3,221 | 1,802 | 3,351 | 1,432 | 3,211 | 1,194 |
| 1,718 | 1,351 | 1,572 | 1,084 | 1,653 | 962 | 1,729 | 737 | 1,651 | 606 |
| 1,535 | 1,239 | 1,474 | 1,081 | 1,568 | 840 | 1,622 | 695 | 1,560 | 588 |
| 4,097 | 2,829 | 3,798 | 2,455 | 3,956 | 1,969 | 4,102 | 1,744 | 3,774 | 1,350 |
| 2,105 | 1,482 | 1,960 | 1,266 | 1,945 | 989 | 2,094 | 900 | 1,983 | 697 |
| 1,992 | 1,347 | 1,838 | 1,189 | 2,011 | 980 | 2,008 | 844 | 1,791 | 653 |
| 2,338 | 1,593 | 2,160 | 1,425 | 2,183 | 1,211 | 2,337 | 989 | 2,080 | 834 |
| 1,196 | 810 | 1,101 | 714 | 1,088 | 619 | 1,186 | 496 | 1,081 | 418 |
| 1,142 | 783 | 1,059 | 711 | 1,095 | 592 | 1,151 | 493 | 999 | 416 |
| 1,646 | 1,170 | 1,651 | 1,106 | 1,731 | 936 | 1,885 | 848 | 1,750 | 699 |
| 841 | 573 | 856 | 580 | 928 | 491 | 992 | 462 | 928 | 373 |
| 805 | 597 | 795 | 526 | 803 | 445 | 893 | 386 | 822 | 326 |
| 4,118 | 3,067 | 3,873 | 2,599 | 3,979 | 2,329 | 4,003 | 1,818 | 3,674 | 1,565 |
| 2,130 | 1,558 | 2,033 | 1,322 | 2,027 | 1,218 | 1,969 | 923 | 1,919 | 793 |
| 1,988 | 1,509 | 1,840 | 1,277 | 1,952 | 1,111 | 2,034 | 895 | 1,755 | 772 |
| 4,489 | 3,149 | 4,286 | 2,893 | 4,501 | 2,520 | 4,772 | 2,253 | 4,419 | 1,881 |
| 2,327 | 1,624 | 2,212 | 1,485 | 2,310 | 1,337 | 2,430 | 1,133 | 2,279 | 973 |
| 2,162 | 1,525 | 2,074 | 1,408 | 2,191 | 1,183 | 2,342 | 1,120 | 2,140 | 908 |
| 913 | 507 | 894 | 406 | 904 | 301 | 989 | 261 | 931 | 179 |
| 491 | 283 | 438 | 195 | 437 | 139 | 508 | 128 | 477 | 88 |
| 422 | 224 | 456 | 211 | 467 | 162 | 481 | 133 | 454 | 91 |

Note: Based on Resident Registration Address

Table IV-1

Statistics on Eligibility for Health Screenings for Infants and

| Division | | (Total) | | 1 ~ 6 (4~6 months) | | 9~12 (9~12 months) | |
|---------------------------|-----|--------------------------------|----------------------------|--------------------------------|----------------------------|--------------------------------|----------------------------|
| | | Number of Eligible Individuals | Number of Actual Examinees | Number of Eligible Individuals | Number of Actual Examinees | Number of Eligible Individuals | Number of Actual Examinees |
| Ansan-si Sangrok-gu | S.T | 25,145 | 13,803 | 3,524 | 2,174 | 3,662 | 2,159 |
| | M | 12,847 | 6,981 | 1,751 | 1,083 | 1,840 | 1,101 |
| | F | 12,298 | 6,822 | 1,773 | 1,091 | 1,822 | 1,058 |
| Ansan-si Danwon-gu | S.T | 22,916 | 12,971 | 3,192 | 2,088 | 3,225 | 1,993 |
| | M | 11,769 | 6,647 | 1,616 | 1,054 | 1,638 | 992 |
| | F | 11,147 | 6,324 | 1,576 | 1,034 | 1,587 | 1,001 |
| Goyang-si Deogyang-gu | S.T | 26,798 | 15,602 | 3,799 | 2,598 | 3,752 | 2,469 |
| | M | 13,810 | 8,013 | 1,935 | 1,306 | 1,960 | 1,287 |
| | F | 12,988 | 7,589 | 1,864 | 1,292 | 1,792 | 1,182 |
| Goyang-si Ilsandong-gu | S.T | 15,524 | 8,650 | 2,188 | 1,415 | 2,152 | 1,361 |
| | M | 8,010 | 4,503 | 1,107 | 745 | 1,076 | 690 |
| | F | 7,514 | 4,147 | 1,081 | 670 | 1,076 | 671 |
| Goyang-si Ilsanseo-gu | S.T | 18,047 | 9,691 | 2,405 | 1,592 | 2,449 | 1,543 |
| | M | 9,245 | 4,940 | 1,233 | 809 | 1,263 | 797 |
| | F | 8,802 | 4,751 | 1,172 | 783 | 1,186 | 746 |
| Gwacheon-si | S.T | 4,004 | 2,317 | 540 | 357 | 533 | 330 |
| | M | 2,080 | 1,179 | 259 | 179 | 268 | 168 |
| | F | 1,924 | 1,138 | 281 | 178 | 265 | 162 |
| Guri-si | S.T | 13,108 | 6,585 | 1,784 | 1,132 | 1,843 | 1,085 |
| | M | 6,736 | 3,374 | 875 | 562 | 955 | 545 |
| | F | 6,372 | 3,211 | 909 | 570 | 888 | 540 |
| Gwangju-si | S.T | 46,933 | 25,545 | 6,318 | 4,152 | 6,431 | 4,092 |
| | M | 24,304 | 13,288 | 3,263 | 2,166 | 3,268 | 2,119 |
| | F | 22,629 | 12,257 | 3,055 | 1,986 | 3,163 | 1,973 |
| Osan-si | S.T | 20,008 | 10,831 | 3,078 | 2,026 | 3,007 | 1,914 |
| | M | 10,284 | 5,563 | 1,576 | 1,023 | 1,569 | 993 |
| | F | 9,724 | 5,268 | 1,502 | 1,003 | 1,438 | 921 |
| Siheung-si | S.T | 31,010 | 16,970 | 4,156 | 2,678 | 4,299 | 2,533 |
| | M | 15,842 | 8,667 | 2,169 | 1,410 | 2,203 | 1,322 |
| | F | 15,168 | 8,303 | 1,987 | 1,268 | 2,096 | 1,211 |
| Gunpo-si | S.T | 22,585 | 12,986 | 3,395 | 2,396 | 3,436 | 2,350 |
| | M | 11,687 | 6,748 | 1,778 | 1,259 | 1,816 | 1,233 |
| | F | 10,898 | 6,238 | 1,617 | 1,137 | 1,620 | 1,117 |
| Uiwang-si | S.T | 10,650 | 6,766 | 1,552 | 1,116 | 1,507 | 1,057 |
| | M | 5,576 | 3,563 | 814 | 567 | 803 | 551 |
| | F | 5,074 | 3,203 | 738 | 549 | 704 | 506 |
| Hanam-si | S.T | 9,743 | 5,072 | 1,270 | 873 | 1,370 | 877 |
| | M | 4,993 | 2,604 | 667 | 439 | 686 | 452 |
| | F | 4,750 | 2,468 | 603 | 434 | 684 | 425 |
| Yongin-si Cheoin-gu | S.T | 14,551 | 7,859 | 1,913 | 1,254 | 2,042 | 1,225 |
| | M | 7,415 | 3,977 | 947 | 596 | 1,023 | 622 |
| | F | 7,136 | 3,882 | 966 | 658 | 1,019 | 603 |

Number of Examinees by District and Gender <Cont'd>

XX a
(Unit : Person)

| i pč j l X18~24 months) | | khč kn X30~36 months) | | l j č l p (42~48 months) | | ni č nh X54~60 months) | | nnč oi X66~71 months) | |
|--------------------------------|----------------------------|--------------------------------|----------------------------|--------------------------------|----------------------------|--------------------------------|----------------------------|--------------------------------|----------------------------|
| Number of Eligible Individuals | Number of Actual Examinees | Number of Eligible Individuals | Number of Actual Examinees | Number of Eligible Individuals | Number of Actual Examinees | Number of Eligible Individuals | Number of Actual Examinees | Number of Eligible Individuals | Number of Actual Examinees |
| 3,596 | 2,496 | 3,374 | 2,118 | 3,559 | 1,752 | 3,918 | 1,747 | 3,512 | 1,357 |
| 1,855 | 1,244 | 1,770 | 1,111 | 1,854 | 886 | 1,976 | 876 | 1,801 | 680 |
| 1,741 | 1,252 | 1,604 | 1,007 | 1,705 | 866 | 1,942 | 871 | 1,711 | 677 |
| 3,262 | 2,340 | 3,118 | 2,042 | 3,439 | 1,755 | 3,521 | 1,568 | 3,159 | 1,185 |
| 1,658 | 1,192 | 1,634 | 1,039 | 1,750 | 888 | 1,831 | 847 | 1,642 | 635 |
| 1,604 | 1,148 | 1,484 | 1,003 | 1,689 | 867 | 1,690 | 721 | 1,517 | 550 |
| 3,832 | 2,852 | 3,711 | 2,476 | 3,939 | 2,181 | 4,047 | 1,731 | 3,718 | 1,295 |
| 1,967 | 1,472 | 1,901 | 1,304 | 2,035 | 1,092 | 2,110 | 893 | 1,902 | 659 |
| 1,865 | 1,380 | 1,810 | 1,172 | 1,904 | 1,089 | 1,937 | 838 | 1,816 | 636 |
| 2,184 | 1,520 | 2,098 | 1,410 | 2,246 | 1,185 | 2,387 | 939 | 2,269 | 820 |
| 1,116 | 796 | 1,105 | 740 | 1,150 | 640 | 1,286 | 494 | 1,170 | 398 |
| 1,068 | 724 | 993 | 670 | 1,096 | 545 | 1,101 | 445 | 1,099 | 422 |
| 2,401 | 1,683 | 2,391 | 1,558 | 2,738 | 1,459 | 2,916 | 1,073 | 2,747 | 783 |
| 1,254 | 855 | 1,194 | 790 | 1,373 | 738 | 1,516 | 550 | 1,412 | 401 |
| 1,147 | 828 | 1,197 | 768 | 1,365 | 721 | 1,400 | 523 | 1,335 | 382 |
| 526 | 352 | 547 | 352 | 617 | 327 | 612 | 322 | 629 | 277 |
| 274 | 175 | 288 | 186 | 315 | 154 | 324 | 155 | 352 | 162 |
| 252 | 177 | 259 | 166 | 302 | 173 | 288 | 167 | 277 | 115 |
| 1,884 | 1,168 | 1,830 | 1,052 | 1,865 | 858 | 2,021 | 707 | 1,881 | 583 |
| 982 | 613 | 949 | 533 | 906 | 444 | 1,055 | 380 | 1,014 | 297 |
| 902 | 555 | 881 | 519 | 959 | 414 | 966 | 327 | 867 | 286 |
| 6,413 | 4,342 | 6,536 | 3,973 | 7,020 | 3,573 | 7,395 | 2,995 | 6,820 | 2,418 |
| 3,358 | 2,238 | 3,343 | 2,037 | 3,695 | 1,878 | 3,845 | 1,569 | 3,532 | 1,281 |
| 3,055 | 2,104 | 3,193 | 1,936 | 3,325 | 1,695 | 3,550 | 1,426 | 3,288 | 1,137 |
| 2,877 | 1,989 | 2,791 | 1,856 | 2,868 | 1,408 | 2,866 | 1,037 | 2,521 | 601 |
| 1,465 | 1,004 | 1,424 | 963 | 1,517 | 758 | 1,502 | 526 | 1,231 | 296 |
| 1,412 | 985 | 1,367 | 893 | 1,351 | 650 | 1,364 | 511 | 1,290 | 305 |
| 4,442 | 2,928 | 4,402 | 2,741 | 4,539 | 2,408 | 4,733 | 2,031 | 4,439 | 1,651 |
| 2,264 | 1,493 | 2,224 | 1,348 | 2,397 | 1,244 | 2,369 | 1,021 | 2,216 | 829 |
| 2,178 | 1,435 | 2,178 | 1,393 | 2,142 | 1,164 | 2,364 | 1,010 | 2,223 | 822 |
| 3,331 | 2,414 | 3,027 | 1,961 | 3,173 | 1,646 | 3,208 | 1,300 | 3,015 | 919 |
| 1,704 | 1,260 | 1,543 | 1,028 | 1,613 | 837 | 1,674 | 660 | 1,559 | 471 |
| 1,627 | 1,154 | 1,484 | 933 | 1,560 | 809 | 1,534 | 640 | 1,456 | 448 |
| 1,508 | 1,121 | 1,476 | 1,053 | 1,548 | 942 | 1,562 | 793 | 1,497 | 684 |
| 814 | 620 | 762 | 530 | 827 | 510 | 798 | 424 | 758 | 361 |
| 694 | 501 | 714 | 523 | 721 | 432 | 764 | 369 | 739 | 323 |
| 1,423 | 949 | 1,338 | 774 | 1,446 | 615 | 1,506 | 548 | 1,390 | 436 |
| 730 | 491 | 667 | 410 | 729 | 300 | 793 | 283 | 721 | 229 |
| 693 | 458 | 671 | 364 | 717 | 315 | 713 | 265 | 669 | 207 |
| 1,998 | 1,365 | 2,026 | 1,200 | 2,121 | 1,119 | 2,317 | 926 | 2,134 | 770 |
| 1,021 | 703 | 1,047 | 633 | 1,046 | 547 | 1,188 | 450 | 1,143 | 426 |
| 977 | 662 | 979 | 567 | 1,075 | 572 | 1,129 | 476 | 991 | 344 |

Note: Based on Resident Registration Address

Table IV-1

Statistics on Eligibility for Health Screenings for Infants and

| Division | | (Total) | | 1 ~ 6 (4~6 months) | | 9~12 (9~12 months) | |
|-------------------------|-----|--------------------------------|----------------------------|--------------------------------|----------------------------|--------------------------------|----------------------------|
| | | Number of Eligible Individuals | Number of Actual Examinees | Number of Eligible Individuals | Number of Actual Examinees | Number of Eligible Individuals | Number of Actual Examinees |
| Yongin-si Giheung-gu | S.T | 35,106 | 20,139 | 4,620 | 3,188 | 4,652 | 2,945 |
| | M | 18,139 | 10,346 | 2,377 | 1,655 | 2,411 | 1,521 |
| | F | 16,967 | 9,793 | 2,243 | 1,533 | 2,241 | 1,424 |
| Yongin-si Suji-gu | S.T | 25,551 | 13,660 | 3,368 | 2,297 | 3,377 | 2,114 |
| | M | 13,075 | 6,942 | 1,722 | 1,180 | 1,707 | 1,078 |
| | F | 12,476 | 6,718 | 1,646 | 1,117 | 1,670 | 1,036 |
| Paju-si | S.T | 29,752 | 16,259 | 4,318 | 2,942 | 4,245 | 2,554 |
| | M | 15,275 | 8,372 | 2,206 | 1,540 | 2,184 | 1,322 |
| | F | 14,477 | 7,887 | 2,112 | 1,402 | 2,061 | 1,232 |
| Icheon-si | S.T | 16,079 | 7,831 | 2,290 | 1,284 | 2,333 | 1,266 |
| | M | 8,291 | 4,081 | 1,171 | 664 | 1,208 | 654 |
| | F | 7,788 | 3,750 | 1,119 | 620 | 1,125 | 612 |
| Anseong-si | S.T | 13,789 | 7,773 | 1,951 | 1,306 | 2,023 | 1,284 |
| | M | 7,082 | 3,921 | 972 | 651 | 1,036 | 651 |
| | F | 6,707 | 3,852 | 979 | 655 | 987 | 633 |
| Gimpo-si | S.T | 18,111 | 9,724 | 2,758 | 1,801 | 2,602 | 1,574 |
| | M | 9,302 | 4,983 | 1,371 | 918 | 1,363 | 813 |
| | F | 8,809 | 4,741 | 1,387 | 883 | 1,239 | 761 |
| Hwaseong-si | S.T | 56,918 | 31,935 | 7,705 | 4,973 | 8,100 | 4,926 |
| | M | 29,265 | 16,445 | 3,962 | 2,566 | 4,171 | 2,552 |
| | F | 27,653 | 15,490 | 3,743 | 2,407 | 3,929 | 2,374 |
| Gwangju-si | S.T | 20,196 | 10,185 | 2,947 | 1,716 | 2,950 | 1,627 |
| | M | 10,293 | 5,233 | 1,518 | 884 | 1,505 | 844 |
| | F | 9,903 | 4,952 | 1,429 | 832 | 1,445 | 783 |
| Yangju-si | S.T | 15,532 | 9,047 | 2,006 | 1,420 | 2,137 | 1,317 |
| | M | 7,897 | 4,554 | 1,029 | 728 | 1,088 | 673 |
| | F | 7,635 | 4,493 | 977 | 692 | 1,049 | 644 |
| Pocheon-si | S.T | 9,021 | 5,079 | 1,190 | 716 | 1,187 | 668 |
| | M | 4,721 | 2,664 | 631 | 371 | 634 | 358 |
| | F | 4,300 | 2,415 | 559 | 345 | 553 | 310 |
| Yeoju-gun | S.T | 6,483 | 3,254 | 876 | 503 | 921 | 475 |
| | M | 3,342 | 1,688 | 460 | 258 | 481 | 247 |
| | F | 3,141 | 1,566 | 416 | 245 | 440 | 228 |
| Yeoncheon-gun | S.T | 2,371 | 1,096 | 372 | 213 | 352 | 197 |
| | M | 1,212 | 559 | 178 | 100 | 175 | 98 |
| | F | 1,159 | 537 | 194 | 113 | 177 | 99 |
| Gapyeong-gun | S.T | 3,043 | 1,544 | 438 | 238 | 415 | 237 |
| | M | 1,548 | 771 | 207 | 117 | 192 | 115 |
| | F | 1,495 | 773 | 231 | 121 | 223 | 122 |
| Yangpyeong-gun | S.T | 4,953 | 2,170 | 726 | 327 | 712 | 318 |
| | M | 2,526 | 1,102 | 375 | 170 | 367 | 158 |
| | F | 2,427 | 1,068 | 351 | 157 | 345 | 160 |

aX

X

Number of Examinees by District and Gender <Cont'd>

(Unit : Person)

| i pčjl X18~24 months) | | khč kn X30~36 months) | | lj člp (42~48 months) | | nl čnh X54~60 months) | | nnč oi X66~71 months) | |
|--------------------------------|----------------------------|--------------------------------|----------------------------|--------------------------------|----------------------------|--------------------------------|----------------------------|--------------------------------|----------------------------|
| Number of Eligible Individuals | Number of Actual Examinees | Number of Eligible Individuals | Number of Actual Examinees | Number of Eligible Individuals | Number of Actual Examinees | Number of Eligible Individuals | Number of Actual Examinees | Number of Eligible Individuals | Number of Actual Examinees |
| 4,896 | 3,552 | 4,858 | 3,301 | 5,251 | 2,894 | 5,668 | 2,452 | 5,161 | 1,807 |
| 2,515 | 1,809 | 2,516 | 1,681 | 2,697 | 1,457 | 2,903 | 1,266 | 2,720 | 957 |
| 2,381 | 1,743 | 2,342 | 1,620 | 2,554 | 1,437 | 2,765 | 1,186 | 2,441 | 850 |
| 3,440 | 2,309 | 3,571 | 2,346 | 3,934 | 1,877 | 4,079 | 1,437 | 3,782 | 1,280 |
| 1,774 | 1,183 | 1,814 | 1,184 | 2,034 | 965 | 2,102 | 725 | 1,922 | 627 |
| 1,666 | 1,126 | 1,757 | 1,162 | 1,900 | 912 | 1,977 | 712 | 1,860 | 653 |
| 4,245 | 2,818 | 3,992 | 2,554 | 4,336 | 2,216 | 4,539 | 1,782 | 4,077 | 1,393 |
| 2,164 | 1,424 | 2,074 | 1,322 | 2,243 | 1,130 | 2,324 | 921 | 2,080 | 713 |
| 2,081 | 1,394 | 1,918 | 1,232 | 2,093 | 1,086 | 2,215 | 861 | 1,997 | 680 |
| 2,316 | 1,423 | 2,156 | 1,199 | 2,320 | 996 | 2,447 | 917 | 2,217 | 746 |
| 1,196 | 746 | 1,118 | 634 | 1,192 | 531 | 1,236 | 456 | 1,170 | 396 |
| 1,120 | 677 | 1,038 | 565 | 1,128 | 465 | 1,211 | 461 | 1,047 | 350 |
| 1,982 | 1,342 | 1,989 | 1,240 | 1,992 | 1,065 | 2,035 | 823 | 1,817 | 713 |
| 1,030 | 681 | 1,002 | 623 | 1,035 | 525 | 1,036 | 420 | 971 | 370 |
| 952 | 661 | 987 | 617 | 957 | 540 | 999 | 403 | 846 | 343 |
| 2,497 | 1,661 | 2,474 | 1,528 | 2,569 | 1,352 | 2,706 | 1,079 | 2,505 | 729 |
| 1,289 | 866 | 1,317 | 801 | 1,316 | 678 | 1,344 | 525 | 1,302 | 382 |
| 1,208 | 795 | 1,157 | 727 | 1,253 | 674 | 1,362 | 554 | 1,203 | 347 |
| 8,218 | 5,904 | 8,099 | 5,500 | 8,487 | 4,496 | 8,525 | 3,481 | 7,784 | 2,655 |
| 4,250 | 3,066 | 4,201 | 2,785 | 4,396 | 2,376 | 4,281 | 1,774 | 4,004 | 1,326 |
| 3,968 | 2,838 | 3,898 | 2,715 | 4,091 | 2,120 | 4,244 | 1,707 | 3,780 | 1,329 |
| 2,904 | 1,802 | 2,698 | 1,522 | 2,882 | 1,440 | 3,068 | 1,153 | 2,747 | 925 |
| 1,518 | 945 | 1,390 | 796 | 1,439 | 733 | 1,510 | 560 | 1,413 | 471 |
| 1,386 | 857 | 1,308 | 726 | 1,443 | 707 | 1,558 | 593 | 1,334 | 454 |
| 2,207 | 1,505 | 2,190 | 1,394 | 2,290 | 1,279 | 2,472 | 1,205 | 2,230 | 927 |
| 1,089 | 751 | 1,116 | 712 | 1,155 | 625 | 1,242 | 603 | 1,178 | 462 |
| 1,118 | 754 | 1,074 | 682 | 1,135 | 654 | 1,230 | 602 | 1,052 | 465 |
| 1,283 | 889 | 1,218 | 810 | 1,315 | 718 | 1,416 | 705 | 1,412 | 573 |
| 636 | 463 | 619 | 405 | 708 | 386 | 751 | 375 | 742 | 306 |
| 647 | 426 | 599 | 405 | 607 | 332 | 665 | 330 | 670 | 267 |
| 910 | 546 | 934 | 538 | 932 | 477 | 1,019 | 421 | 891 | 294 |
| 439 | 267 | 512 | 306 | 497 | 242 | 517 | 220 | 436 | 148 |
| 471 | 279 | 422 | 232 | 435 | 235 | 502 | 201 | 455 | 146 |
| 362 | 215 | 332 | 159 | 304 | 131 | 337 | 110 | 312 | 71 |
| 185 | 103 | 167 | 91 | 174 | 72 | 170 | 58 | 163 | 37 |
| 177 | 112 | 165 | 68 | 130 | 59 | 167 | 52 | 149 | 34 |
| 431 | 273 | 437 | 252 | 456 | 216 | 442 | 165 | 424 | 163 |
| 214 | 125 | 229 | 129 | 243 | 118 | 236 | 84 | 227 | 83 |
| 217 | 148 | 208 | 123 | 213 | 98 | 206 | 81 | 197 | 80 |
| 656 | 350 | 686 | 360 | 682 | 314 | 753 | 291 | 738 | 210 |
| 338 | 172 | 353 | 177 | 337 | 149 | 374 | 154 | 382 | 122 |
| 318 | 178 | 333 | 183 | 345 | 165 | 379 | 137 | 356 | 88 |

Note: Based on Resident Registration Address

Table IV-1

Statistics on Eligibility for Health Screenings for Infants and

| Division | | (Total) | | 1 ~ 6 (4~6 months) | | 9~12 (9~12 months) | |
|-----------------|-----|--------------------------------|----------------------------|--------------------------------|----------------------------|--------------------------------|----------------------------|
| | | Number of Eligible Individuals | Number of Actual Examinees | Number of Eligible Individuals | Number of Actual Examinees | Number of Eligible Individuals | Number of Actual Examinees |
| Gangwon | S.T | 86,267 | 46,977 | 12,034 | 7,171 | 12,299 | 6,805 |
| | M | 44,611 | 24,228 | 6,252 | 3,718 | 6,339 | 3,514 |
| | F | 41,656 | 22,749 | 5,782 | 3,453 | 5,960 | 3,291 |
| Chuncheon-si | S.T | 15,787 | 8,389 | 2,254 | 1,308 | 2,381 | 1,292 |
| | M | 8,147 | 4,329 | 1,162 | 689 | 1,228 | 660 |
| | F | 7,640 | 4,060 | 1,092 | 619 | 1,153 | 632 |
| Wonju-si | S.T | 20,538 | 11,922 | 2,831 | 1,949 | 2,880 | 1,806 |
| | M | 10,574 | 6,122 | 1,462 | 1,013 | 1,497 | 936 |
| | F | 9,964 | 5,800 | 1,369 | 936 | 1,383 | 870 |
| Gangneung-si | S.T | 11,563 | 7,000 | 1,581 | 949 | 1,660 | 946 |
| | M | 6,100 | 3,636 | 854 | 498 | 852 | 507 |
| | F | 5,463 | 3,364 | 727 | 451 | 808 | 439 |
| Donghae-si | S.T | 5,518 | 2,368 | 751 | 398 | 781 | 352 |
| | M | 2,905 | 1,230 | 409 | 211 | 403 | 175 |
| | F | 2,613 | 1,138 | 342 | 187 | 378 | 177 |
| Taebaek-si | S.T | 3,015 | 1,734 | 403 | 240 | 394 | 212 |
| | M | 1,522 | 881 | 211 | 119 | 189 | 110 |
| | F | 1,493 | 853 | 192 | 121 | 205 | 102 |
| Sokcho-si | S.T | 4,510 | 2,388 | 644 | 410 | 649 | 415 |
| | M | 2,332 | 1,254 | 332 | 221 | 341 | 217 |
| | F | 2,178 | 1,134 | 312 | 189 | 308 | 198 |
| Gwangju-si | S.T | 3,310 | 1,955 | 477 | 272 | 457 | 267 |
| | M | 1,720 | 1,011 | 242 | 132 | 241 | 143 |
| | F | 1,590 | 944 | 235 | 140 | 216 | 124 |
| Hongcheon-gun | S.T | 3,565 | 1,938 | 491 | 266 | 474 | 262 |
| | M | 1,801 | 1,004 | 233 | 127 | 239 | 131 |
| | F | 1,764 | 934 | 258 | 139 | 235 | 131 |
| Hoengseong-gun | S.T | 1,959 | 1,002 | 249 | 146 | 263 | 124 |
| | M | 983 | 506 | 129 | 73 | 135 | 59 |
| | F | 976 | 496 | 120 | 73 | 128 | 65 |
| Yeongwol-gun | S.T | 1,601 | 807 | 201 | 107 | 230 | 90 |
| | M | 841 | 439 | 109 | 63 | 127 | 55 |
| | F | 760 | 368 | 92 | 44 | 103 | 35 |
| Pyeongchang-gun | S.T | 1,911 | 824 | 250 | 109 | 235 | 101 |
| | M | 1,006 | 426 | 129 | 56 | 125 | 52 |
| | F | 905 | 398 | 121 | 53 | 110 | 49 |
| Jeongseon-gun | S.T | 1,858 | 923 | 258 | 120 | 265 | 111 |
| | M | 939 | 462 | 139 | 62 | 128 | 55 |
| | F | 919 | 461 | 119 | 58 | 137 | 56 |
| Cheorwon-gun | S.T | 3,049 | 1,565 | 397 | 206 | 413 | 186 |
| | M | 1,543 | 781 | 196 | 100 | 202 | 90 |
| | F | 1,506 | 784 | 201 | 106 | 211 | 96 |

aX

X

Number of Examinees by District and Gender <Cont'd>

(Unit : Person)

| i pç j l X18~24 months) | | khç kn X30~36 months) | | l j ç l p (42~48 months) | | ni ç nh X54~60 months) | | nnç oi X66~71 months) | |
|--------------------------------|----------------------------|--------------------------------|----------------------------|--------------------------------|----------------------------|--------------------------------|----------------------------|--------------------------------|----------------------------|
| Number of Eligible Individuals | Number of Actual Examinees | Number of Eligible Individuals | Number of Actual Examinees | Number of Eligible Individuals | Number of Actual Examinees | Number of Eligible Individuals | Number of Actual Examinees | Number of Eligible Individuals | Number of Actual Examinees |
| 12,271 | 7,821 | 11,834 | 7,386 | 12,210 | 6,588 | 13,393 | 5,996 | 12,226 | 5,210 |
| 6,328 | 4,050 | 6,077 | 3,780 | 6,253 | 3,409 | 7,007 | 3,041 | 6,355 | 2,716 |
| 5,943 | 3,771 | 5,757 | 3,606 | 5,957 | 3,179 | 6,386 | 2,955 | 5,871 | 2,494 |
| 2,256 | 1,381 | 2,090 | 1,266 | 2,225 | 1,193 | 2,406 | 1,040 | 2,175 | 909 |
| 1,150 | 705 | 1,092 | 644 | 1,137 | 626 | 1,253 | 517 | 1,125 | 488 |
| 1,106 | 676 | 998 | 622 | 1,088 | 567 | 1,153 | 523 | 1,050 | 421 |
| 2,895 | 1,986 | 2,856 | 1,783 | 2,898 | 1,584 | 3,243 | 1,520 | 2,935 | 1,294 |
| 1,467 | 1,010 | 1,497 | 910 | 1,490 | 839 | 1,657 | 775 | 1,504 | 639 |
| 1,428 | 976 | 1,359 | 873 | 1,408 | 745 | 1,586 | 745 | 1,431 | 655 |
| 1,574 | 1,125 | 1,593 | 1,106 | 1,678 | 1,054 | 1,791 | 982 | 1,686 | 838 |
| 823 | 586 | 795 | 560 | 870 | 536 | 972 | 494 | 934 | 455 |
| 751 | 539 | 798 | 546 | 808 | 518 | 819 | 488 | 752 | 383 |
| 745 | 397 | 811 | 431 | 766 | 304 | 856 | 248 | 808 | 238 |
| 404 | 209 | 407 | 235 | 400 | 151 | 457 | 122 | 425 | 127 |
| 341 | 188 | 404 | 196 | 366 | 153 | 399 | 126 | 383 | 111 |
| 461 | 267 | 429 | 282 | 417 | 268 | 491 | 237 | 420 | 228 |
| 232 | 138 | 210 | 130 | 202 | 135 | 272 | 131 | 206 | 118 |
| 229 | 129 | 219 | 152 | 215 | 133 | 219 | 106 | 214 | 110 |
| 674 | 465 | 588 | 359 | 603 | 277 | 707 | 248 | 645 | 214 |
| 351 | 256 | 301 | 192 | 314 | 131 | 371 | 120 | 322 | 117 |
| 323 | 209 | 287 | 167 | 289 | 146 | 336 | 128 | 323 | 97 |
| 469 | 332 | 461 | 322 | 468 | 283 | 508 | 234 | 470 | 245 |
| 242 | 176 | 245 | 174 | 221 | 129 | 271 | 123 | 258 | 134 |
| 227 | 156 | 216 | 148 | 247 | 154 | 237 | 111 | 212 | 111 |
| 522 | 312 | 514 | 316 | 527 | 295 | 572 | 261 | 465 | 226 |
| 273 | 158 | 270 | 165 | 250 | 160 | 295 | 138 | 241 | 125 |
| 249 | 154 | 244 | 151 | 277 | 135 | 277 | 123 | 224 | 101 |
| 266 | 155 | 288 | 159 | 276 | 139 | 334 | 156 | 283 | 123 |
| 128 | 78 | 138 | 68 | 152 | 83 | 167 | 85 | 134 | 60 |
| 138 | 77 | 150 | 91 | 124 | 56 | 167 | 71 | 149 | 63 |
| 220 | 128 | 211 | 137 | 226 | 109 | 257 | 130 | 256 | 106 |
| 120 | 74 | 108 | 71 | 114 | 53 | 128 | 63 | 135 | 60 |
| 100 | 54 | 103 | 66 | 112 | 56 | 129 | 67 | 121 | 46 |
| 272 | 146 | 255 | 119 | 314 | 159 | 302 | 111 | 283 | 79 |
| 150 | 78 | 118 | 58 | 164 | 79 | 162 | 64 | 158 | 39 |
| 122 | 68 | 137 | 61 | 150 | 80 | 140 | 47 | 125 | 40 |
| 275 | 146 | 277 | 170 | 266 | 124 | 284 | 138 | 233 | 114 |
| 145 | 77 | 140 | 79 | 136 | 65 | 141 | 67 | 110 | 57 |
| 130 | 69 | 137 | 91 | 130 | 59 | 143 | 71 | 123 | 57 |
| 484 | 292 | 407 | 275 | 451 | 242 | 440 | 198 | 457 | 166 |
| 246 | 155 | 206 | 147 | 239 | 128 | 228 | 88 | 226 | 73 |
| 238 | 137 | 201 | 128 | 212 | 114 | 212 | 110 | 231 | 93 |

Note: Based on Resident Registration Address

Table IV-1

Statistics on Eligibility for Health Screenings for Infants and

| Division | | (Total) | | Infant (4~6 months) | | 9~12 (9~12 months) | |
|----------------------------|-----|--------------------------------|----------------------------|--------------------------------|----------------------------|--------------------------------|----------------------------|
| | | Number of Eligible Individuals | Number of Actual Examinees | Number of Eligible Individuals | Number of Actual Examinees | Number of Eligible Individuals | Number of Actual Examinees |
| Hwacheon-gun | S.T | 1,737 | 955 | 273 | 172 | 268 | 152 |
| | M | 884 | 485 | 142 | 89 | 132 | 71 |
| | F | 853 | 470 | 131 | 83 | 136 | 81 |
| Yanggu-gun | S.T | 1,512 | 757 | 245 | 122 | 238 | 101 |
| | M | 773 | 368 | 123 | 61 | 124 | 48 |
| | F | 739 | 389 | 122 | 61 | 114 | 53 |
| Inje-gun | S.T | 2,316 | 1,081 | 347 | 202 | 324 | 182 |
| | M | 1,250 | 584 | 193 | 112 | 179 | 98 |
| | F | 1,066 | 497 | 154 | 90 | 145 | 84 |
| Goseong-gun | S.T | 1,258 | 658 | 201 | 90 | 199 | 111 |
| | M | 652 | 351 | 99 | 43 | 94 | 56 |
| | F | 606 | 307 | 102 | 47 | 105 | 55 |
| Yangyang-gun | S.T | 1,260 | 711 | 181 | 105 | 188 | 95 |
| | M | 639 | 359 | 88 | 49 | 103 | 51 |
| | F | 621 | 352 | 93 | 56 | 85 | 44 |
| Chungbuk | S.T | 99,731 | 55,641 | 14,625 | 8,685 | 14,520 | 8,189 |
| | M | 51,397 | 28,589 | 7,452 | 4,409 | 7,412 | 4,157 |
| | F | 48,334 | 27,052 | 7,173 | 4,276 | 7,108 | 4,032 |
| Cheongju-si Sangdang-gu | S.T | 15,191 | 9,437 | 2,174 | 1,474 | 2,132 | 1,314 |
| | M | 7,819 | 4,884 | 1,104 | 761 | 1,092 | 665 |
| | F | 7,372 | 4,553 | 1,070 | 713 | 1,040 | 649 |
| Gwangju-si | S.T | 31,804 | 19,746 | 4,935 | 3,268 | 4,803 | 3,080 |
| | M | 16,346 | 10,142 | 2,519 | 1,670 | 2,461 | 1,561 |
| | F | 15,458 | 9,604 | 2,416 | 1,598 | 2,342 | 1,519 |
| Chungju-si | S.T | 11,529 | 4,707 | 1,559 | 706 | 1,678 | 708 |
| | M | 6,005 | 2,411 | 793 | 344 | 881 | 355 |
| | F | 5,524 | 2,296 | 766 | 362 | 797 | 353 |
| Jecheon-si | S.T | 7,228 | 3,275 | 1,077 | 532 | 1,036 | 479 |
| | M | 3,676 | 1,636 | 536 | 258 | 515 | 245 |
| | F | 3,552 | 1,639 | 541 | 274 | 521 | 234 |
| Cheongwon-gun | S.T | 12,815 | 7,377 | 1,914 | 1,169 | 1,856 | 1,120 |
| | M | 6,575 | 3,781 | 967 | 593 | 914 | 575 |
| | F | 6,240 | 3,596 | 947 | 576 | 942 | 545 |
| Boeun-gun | S.T | 1,385 | 768 | 189 | 83 | 199 | 89 |
| | M | 742 | 407 | 90 | 36 | 98 | 39 |
| | F | 643 | 361 | 99 | 47 | 101 | 50 |
| Okcheon-gun | S.T | 2,602 | 1,572 | 350 | 204 | 362 | 204 |
| | M | 1,362 | 818 | 191 | 109 | 204 | 109 |
| | F | 1,240 | 754 | 159 | 95 | 158 | 95 |
| Yeongdong-gun | S.T | 2,121 | 895 | 310 | 128 | 302 | 109 |
| | M | 1,088 | 454 | 152 | 61 | 138 | 52 |
| | F | 1,033 | 441 | 158 | 67 | 164 | 57 |

Number of Examinees by District and Gender <Cont'd>

(Unit : Person)

| i pç j l X18~24 months) | | khç kn X30~36 months) | | l j ç l p (42~48 months) | | ni ç nh X54~60 months) | | nnç oi X66~71 months) | |
|--------------------------------|----------------------------|--------------------------------|----------------------------|--------------------------------|----------------------------|--------------------------------|----------------------------|--------------------------------|----------------------------|
| Number of Eligible Individuals | Number of Actual Examinees | Number of Eligible Individuals | Number of Actual Examinees | Number of Eligible Individuals | Number of Actual Examinees | Number of Eligible Individuals | Number of Actual Examinees | Number of Eligible Individuals | Number of Actual Examinees |
| 259 | 168 | 227 | 140 | 248 | 138 | 259 | 108 | 203 | 77 |
| 129 | 81 | 114 | 74 | 130 | 74 | 131 | 51 | 106 | 45 |
| 130 | 87 | 113 | 66 | 118 | 64 | 128 | 57 | 97 | 32 |
| 215 | 108 | 193 | 124 | 200 | 115 | 217 | 87 | 204 | 100 |
| 105 | 52 | 105 | 56 | 96 | 60 | 115 | 40 | 105 | 51 |
| 110 | 56 | 88 | 68 | 104 | 55 | 102 | 47 | 99 | 49 |
| 350 | 192 | 303 | 166 | 307 | 124 | 354 | 121 | 331 | 94 |
| 193 | 100 | 171 | 98 | 158 | 66 | 191 | 68 | 165 | 42 |
| 157 | 92 | 132 | 68 | 149 | 58 | 163 | 53 | 166 | 52 |
| 160 | 101 | 153 | 94 | 166 | 88 | 179 | 85 | 200 | 89 |
| 81 | 52 | 78 | 51 | 91 | 49 | 99 | 49 | 110 | 51 |
| 79 | 49 | 75 | 43 | 75 | 39 | 80 | 36 | 90 | 38 |
| 174 | 120 | 178 | 137 | 174 | 92 | 193 | 92 | 172 | 70 |
| 89 | 65 | 82 | 68 | 89 | 45 | 97 | 46 | 91 | 35 |
| 85 | 55 | 96 | 69 | 85 | 47 | 96 | 46 | 81 | 35 |
| 14,363 | 9,363 | 13,673 | 8,722 | 14,190 | 7,810 | 14,910 | 7,123 | 13,450 | 5,749 |
| 7,452 | 4,833 | 7,101 | 4,538 | 7,338 | 4,036 | 7,751 | 3,679 | 6,891 | 2,937 |
| 6,911 | 4,530 | 6,572 | 4,184 | 6,852 | 3,774 | 7,159 | 3,444 | 6,559 | 2,812 |
| 2,144 | 1,504 | 2,033 | 1,415 | 2,171 | 1,356 | 2,384 | 1,265 | 2,153 | 1,109 |
| 1,150 | 793 | 1,040 | 755 | 1,085 | 688 | 1,258 | 651 | 1,090 | 571 |
| 994 | 711 | 993 | 660 | 1,086 | 668 | 1,126 | 614 | 1,063 | 538 |
| 4,590 | 3,214 | 4,387 | 3,067 | 4,422 | 2,666 | 4,524 | 2,406 | 4,143 | 2,045 |
| 2,349 | 1,632 | 2,281 | 1,602 | 2,265 | 1,377 | 2,340 | 1,252 | 2,131 | 1,048 |
| 2,241 | 1,582 | 2,106 | 1,465 | 2,157 | 1,289 | 2,184 | 1,154 | 2,012 | 997 |
| 1,700 | 890 | 1,525 | 719 | 1,671 | 649 | 1,763 | 596 | 1,633 | 439 |
| 854 | 474 | 815 | 349 | 883 | 326 | 935 | 324 | 844 | 239 |
| 846 | 416 | 710 | 370 | 788 | 323 | 828 | 272 | 789 | 200 |
| 1,031 | 603 | 951 | 521 | 1,070 | 489 | 1,050 | 402 | 1,013 | 249 |
| 496 | 299 | 482 | 254 | 583 | 252 | 534 | 201 | 530 | 127 |
| 535 | 304 | 469 | 267 | 487 | 237 | 516 | 201 | 483 | 122 |
| 1,890 | 1,291 | 1,834 | 1,143 | 1,818 | 1,050 | 1,895 | 925 | 1,608 | 679 |
| 985 | 650 | 961 | 605 | 940 | 543 | 997 | 490 | 811 | 325 |
| 905 | 641 | 873 | 538 | 878 | 507 | 898 | 435 | 797 | 354 |
| 193 | 110 | 195 | 143 | 195 | 123 | 206 | 103 | 208 | 117 |
| 119 | 68 | 100 | 80 | 104 | 73 | 114 | 53 | 117 | 58 |
| 74 | 42 | 95 | 63 | 91 | 50 | 92 | 50 | 91 | 59 |
| 329 | 244 | 389 | 276 | 369 | 229 | 420 | 222 | 383 | 193 |
| 175 | 134 | 199 | 142 | 191 | 122 | 211 | 114 | 191 | 88 |
| 154 | 110 | 190 | 134 | 178 | 107 | 209 | 108 | 192 | 105 |
| 317 | 184 | 258 | 149 | 298 | 122 | 338 | 120 | 298 | 83 |
| 180 | 104 | 138 | 82 | 155 | 68 | 179 | 52 | 146 | 35 |
| 137 | 80 | 120 | 67 | 143 | 54 | 159 | 68 | 152 | 48 |

Note: Based on Resident Registration Address

Table IV-1

Statistics on Eligibility for Health Screenings for Infants and

| Division | | (Total) | | Infant (4~6 months) | | 9~12 (9~12 months) | |
|--------------------------|-----|--------------------------------|----------------------------|--------------------------------|----------------------------|--------------------------------|----------------------------|
| | | Number of Eligible Individuals | Number of Actual Examinees | Number of Eligible Individuals | Number of Actual Examinees | Number of Eligible Individuals | Number of Actual Examinees |
| Jeungpyeong-gun | S.T | 2,559 | 1,621 | 364 | 240 | 396 | 218 |
| | M | 1,337 | 834 | 187 | 120 | 209 | 110 |
| | F | 1,222 | 787 | 177 | 120 | 187 | 108 |
| Jincheon-gun | S.T | 4,305 | 2,305 | 631 | 349 | 650 | 352 |
| | M | 2,232 | 1,183 | 326 | 184 | 324 | 173 |
| | F | 2,073 | 1,122 | 305 | 165 | 326 | 179 |
| Goesan-gun | S.T | 1,226 | 576 | 149 | 74 | 154 | 72 |
| | M | 578 | 269 | 67 | 32 | 68 | 31 |
| | F | 648 | 307 | 82 | 42 | 86 | 41 |
| Eumseong-gun | S.T | 5,703 | 2,750 | 813 | 393 | 788 | 379 |
| | M | 2,986 | 1,451 | 443 | 209 | 422 | 208 |
| | F | 2,717 | 1,299 | 370 | 184 | 366 | 171 |
| Danyang-gun | S.T | 1,263 | 612 | 160 | 65 | 164 | 65 |
| | M | 651 | 319 | 77 | 32 | 86 | 34 |
| | F | 612 | 293 | 83 | 33 | 78 | 31 |
| Chungnam | S.T | 136,941 | 69,120 | 20,008 | 12,003 | 20,043 | 11,223 |
| | M | 70,838 | 35,853 | 10,344 | 6,236 | 10,469 | 5,939 |
| | F | 66,103 | 33,267 | 9,664 | 5,767 | 9,574 | 5,284 |
| Cheonan-si Dongnam-gu | S.T | 18,982 | 10,329 | 2,852 | 1,811 | 2,813 | 1,649 |
| | M | 9,882 | 5,368 | 1,474 | 931 | 1,484 | 873 |
| | F | 9,100 | 4,961 | 1,378 | 880 | 1,329 | 776 |
| Gwangju-si | S.T | 26,272 | 13,664 | 4,067 | 2,620 | 3,926 | 2,357 |
| | M | 13,581 | 7,112 | 2,082 | 1,350 | 2,020 | 1,224 |
| | F | 12,691 | 6,552 | 1,985 | 1,270 | 1,906 | 1,133 |
| Gongju-si | S.T | 5,907 | 3,208 | 809 | 462 | 817 | 441 |
| | M | 3,005 | 1,649 | 394 | 240 | 410 | 218 |
| | F | 2,902 | 1,559 | 415 | 222 | 407 | 223 |
| Boryeong-si | S.T | 5,647 | 2,706 | 773 | 436 | 820 | 423 |
| | M | 2,877 | 1,378 | 401 | 228 | 413 | 227 |
| | F | 2,770 | 1,328 | 372 | 208 | 407 | 196 |
| Asan-si | S.T | 26,250 | 13,240 | 3,948 | 2,532 | 3,967 | 2,315 |
| | M | 13,490 | 6,835 | 2,025 | 1,309 | 2,062 | 1,220 |
| | F | 12,760 | 6,405 | 1,923 | 1,223 | 1,905 | 1,095 |
| Seosan-si | S.T | 11,647 | 5,782 | 1,639 | 1,043 | 1,664 | 976 |
| | M | 6,088 | 2,979 | 863 | 527 | 879 | 521 |
| | F | 5,559 | 2,803 | 776 | 516 | 785 | 455 |
| Nonsan-si | S.T | 6,434 | 3,341 | 884 | 500 | 898 | 520 |
| | M | 3,361 | 1,752 | 478 | 264 | 496 | 289 |
| | F | 3,073 | 1,589 | 406 | 236 | 402 | 231 |
| Gyeryong-si | S.T | 3,350 | 1,895 | 400 | 269 | 438 | 279 |
| | M | 1,760 | 997 | 213 | 143 | 229 | 157 |
| | F | 1,590 | 898 | 187 | 126 | 209 | 122 |

Number of Examinees by District and Gender <Cont'd>

(Unit : Person)

| i pç j l X18~24 months) | | khç kn X30~36 months) | | l j ç l p (42~48 months) | | ni ç nh X54~60 months) | | nnç oi X66~71 months) | |
|--------------------------------|----------------------------|--------------------------------|----------------------------|--------------------------------|----------------------------|--------------------------------|----------------------------|--------------------------------|----------------------------|
| Number of Eligible Individuals | Number of Actual Examinees | Number of Eligible Individuals | Number of Actual Examinees | Number of Eligible Individuals | Number of Actual Examinees | Number of Eligible Individuals | Number of Actual Examinees | Number of Eligible Individuals | Number of Actual Examinees |
| 389 | 264 | 360 | 254 | 360 | 235 | 371 | 222 | 319 | 188 |
| 203 | 127 | 186 | 133 | 195 | 124 | 191 | 115 | 166 | 105 |
| 186 | 137 | 174 | 121 | 165 | 111 | 180 | 107 | 153 | 83 |
| 618 | 393 | 580 | 388 | 621 | 325 | 680 | 311 | 525 | 187 |
| 314 | 203 | 294 | 185 | 346 | 189 | 347 | 150 | 281 | 99 |
| 304 | 190 | 286 | 203 | 275 | 136 | 333 | 161 | 244 | 88 |
| 176 | 96 | 188 | 88 | 168 | 82 | 203 | 89 | 188 | 75 |
| 93 | 52 | 82 | 44 | 77 | 37 | 88 | 33 | 103 | 40 |
| 83 | 44 | 106 | 44 | 91 | 45 | 115 | 56 | 85 | 35 |
| 824 | 465 | 801 | 456 | 822 | 380 | 880 | 364 | 775 | 313 |
| 432 | 234 | 433 | 247 | 421 | 190 | 456 | 196 | 379 | 167 |
| 392 | 231 | 368 | 209 | 401 | 190 | 424 | 168 | 396 | 146 |
| 162 | 105 | 172 | 103 | 205 | 104 | 196 | 98 | 204 | 72 |
| 102 | 63 | 90 | 60 | 93 | 47 | 101 | 48 | 102 | 35 |
| 60 | 42 | 82 | 43 | 112 | 57 | 95 | 50 | 102 | 37 |
| 19,656 | 12,672 | 18,865 | 11,100 | 19,540 | 9,124 | 20,262 | 7,408 | 18,567 | 5,590 |
| 10,132 | 6,598 | 9,715 | 5,762 | 10,065 | 4,687 | 10,497 | 3,775 | 9,616 | 2,856 |
| 9,524 | 6,074 | 9,150 | 5,338 | 9,475 | 4,437 | 9,765 | 3,633 | 8,951 | 2,734 |
| 2,727 | 1,841 | 2,634 | 1,746 | 2,724 | 1,458 | 2,754 | 1,060 | 2,478 | 764 |
| 1,414 | 975 | 1,375 | 930 | 1,418 | 743 | 1,411 | 533 | 1,306 | 383 |
| 1,313 | 866 | 1,259 | 816 | 1,306 | 715 | 1,343 | 527 | 1,172 | 381 |
| 3,762 | 2,503 | 3,584 | 2,253 | 3,642 | 1,673 | 3,867 | 1,343 | 3,424 | 915 |
| 1,938 | 1,292 | 1,850 | 1,195 | 1,913 | 862 | 2,000 | 695 | 1,778 | 494 |
| 1,824 | 1,211 | 1,734 | 1,058 | 1,729 | 811 | 1,867 | 648 | 1,646 | 421 |
| 839 | 590 | 810 | 501 | 845 | 449 | 907 | 413 | 880 | 352 |
| 443 | 311 | 404 | 271 | 419 | 215 | 488 | 219 | 447 | 175 |
| 396 | 279 | 406 | 230 | 426 | 234 | 419 | 194 | 433 | 177 |
| 798 | 508 | 748 | 434 | 835 | 373 | 829 | 304 | 844 | 228 |
| 401 | 246 | 372 | 224 | 415 | 186 | 434 | 149 | 441 | 118 |
| 397 | 262 | 376 | 210 | 420 | 187 | 395 | 155 | 403 | 110 |
| 3,865 | 2,533 | 3,706 | 2,117 | 3,702 | 1,631 | 3,693 | 1,162 | 3,369 | 950 |
| 1,994 | 1,308 | 1,878 | 1,060 | 1,879 | 854 | 1,902 | 582 | 1,750 | 502 |
| 1,871 | 1,225 | 1,828 | 1,057 | 1,823 | 777 | 1,791 | 580 | 1,619 | 448 |
| 1,665 | 1,057 | 1,559 | 845 | 1,710 | 771 | 1,822 | 643 | 1,588 | 447 |
| 850 | 533 | 840 | 450 | 916 | 411 | 941 | 334 | 799 | 203 |
| 815 | 524 | 719 | 395 | 794 | 360 | 881 | 309 | 789 | 244 |
| 901 | 595 | 884 | 493 | 945 | 444 | 998 | 422 | 924 | 367 |
| 451 | 320 | 438 | 245 | 476 | 207 | 547 | 228 | 475 | 199 |
| 450 | 275 | 446 | 248 | 469 | 237 | 451 | 194 | 449 | 168 |
| 448 | 321 | 473 | 342 | 485 | 254 | 553 | 237 | 553 | 193 |
| 236 | 158 | 279 | 196 | 247 | 130 | 265 | 113 | 291 | 100 |
| 212 | 163 | 194 | 146 | 238 | 124 | 288 | 124 | 262 | 93 |

Note: Based on Resident Registration Address

Table IV-1

Statistics on Eligibility for Health Screenings for Infants and

| Division | | (Total) | | 1 ~ 6 (4~6 months) | | 9~12 (9~12 months) | |
|-------------------------|-----|--------------------------------|----------------------------|--------------------------------|----------------------------|--------------------------------|----------------------------|
| | | Number of Eligible Individuals | Number of Actual Examinees | Number of Eligible Individuals | Number of Actual Examinees | Number of Eligible Individuals | Number of Actual Examinees |
| Dangjin-si | S.T | 11,552 | 5,125 | 1,757 | 894 | 1,758 | 924 |
| | M | 6,034 | 2,724 | 923 | 484 | 928 | 484 |
| | F | 5,518 | 2,401 | 834 | 410 | 830 | 440 |
| Geumsan-gun | S.T | 2,962 | 1,334 | 386 | 162 | 424 | 168 |
| | M | 1,503 | 676 | 193 | 83 | 213 | 86 |
| | F | 1,459 | 658 | 193 | 79 | 211 | 82 |
| Buyeo-gun | S.T | 2,890 | 1,269 | 423 | 176 | 378 | 133 |
| | M | 1,544 | 657 | 233 | 98 | 202 | 67 |
| | F | 1,346 | 612 | 190 | 78 | 176 | 66 |
| Seocheon-gun | S.T | 2,325 | 1,120 | 307 | 159 | 349 | 153 |
| | M | 1,151 | 580 | 148 | 81 | 175 | 80 |
| | F | 1,174 | 540 | 159 | 78 | 174 | 73 |
| Cheongyang-gun | S.T | 1,284 | 549 | 192 | 79 | 198 | 70 |
| | M | 662 | 272 | 103 | 46 | 105 | 39 |
| | F | 622 | 277 | 89 | 33 | 93 | 31 |
| Hongseong-gun | S.T | 4,521 | 2,314 | 606 | 329 | 607 | 308 |
| | M | 2,315 | 1,200 | 327 | 191 | 330 | 187 |
| | F | 2,206 | 1,114 | 279 | 138 | 277 | 121 |
| Yesan-gun | S.T | 3,931 | 1,791 | 563 | 312 | 562 | 279 |
| | M | 2,051 | 920 | 289 | 157 | 301 | 141 |
| | F | 1,880 | 871 | 274 | 155 | 261 | 138 |
| Gwangju-si | S.T | 2,987 | 1,453 | 402 | 219 | 424 | 228 |
| | M | 1,534 | 754 | 198 | 104 | 222 | 126 |
| | F | 1,453 | 699 | 204 | 115 | 202 | 102 |
| Jeonbuk | S.T | 109,558 | 59,185 | 15,751 | 9,565 | 15,856 | 8,778 |
| | M | 56,694 | 30,486 | 8,206 | 4,955 | 8,152 | 4,471 |
| | F | 52,864 | 28,699 | 7,545 | 4,610 | 7,704 | 4,307 |
| Jeonju-si Wansan-gu | S.T | 21,216 | 12,125 | 3,027 | 1,921 | 3,005 | 1,838 |
| | M | 10,986 | 6,195 | 1,570 | 986 | 1,530 | 918 |
| | F | 10,230 | 5,930 | 1,457 | 935 | 1,475 | 920 |
| Jeonju-si Deokjin-gu | S.T | 19,344 | 10,949 | 2,785 | 1,857 | 2,779 | 1,664 |
| | M | 10,159 | 5,701 | 1,459 | 973 | 1,455 | 866 |
| | F | 9,185 | 5,248 | 1,326 | 884 | 1,324 | 798 |
| Gunsan-si | S.T | 18,252 | 9,380 | 2,670 | 1,686 | 2,690 | 1,551 |
| | M | 9,417 | 4,835 | 1,381 | 866 | 1,400 | 799 |
| | F | 8,835 | 4,545 | 1,289 | 820 | 1,290 | 752 |
| Iksan-si | S.T | 18,178 | 8,805 | 2,629 | 1,400 | 2,575 | 1,235 |
| | M | 9,252 | 4,491 | 1,370 | 732 | 1,284 | 610 |
| | F | 8,926 | 4,314 | 1,259 | 668 | 1,291 | 625 |
| Jeongeup-si | S.T | 5,846 | 3,506 | 825 | 552 | 836 | 481 |
| | M | 3,037 | 1,803 | 430 | 285 | 429 | 246 |
| | F | 2,809 | 1,703 | 395 | 267 | 407 | 235 |

aX

X

Number of Examinees by District and Gender <Cont'd>

(Unit : Person)

| i pč j l X18~24 months) | | khč kn X30~36 months) | | l j č l p (42~48 months) | | ni č nh X54~60 months) | | nnč oi X66~71 months) | |
|--------------------------------|----------------------------|--------------------------------|----------------------------|--------------------------------|----------------------------|--------------------------------|----------------------------|--------------------------------|----------------------------|
| Number of Eligible Individuals | Number of Actual Examinees | Number of Eligible Individuals | Number of Actual Examinees | Number of Eligible Individuals | Number of Actual Examinees | Number of Eligible Individuals | Number of Actual Examinees | Number of Eligible Individuals | Number of Actual Examinees |
| 1,751 | 981 | 1,588 | 760 | 1,611 | 679 | 1,630 | 567 | 1,457 | 320 |
| 939 | 532 | 798 | 397 | 834 | 371 | 836 | 291 | 776 | 165 |
| 812 | 449 | 790 | 363 | 777 | 308 | 794 | 276 | 681 | 155 |
| 444 | 256 | 393 | 238 | 430 | 208 | 472 | 175 | 413 | 127 |
| 217 | 134 | 200 | 117 | 232 | 106 | 228 | 84 | 220 | 66 |
| 227 | 122 | 193 | 121 | 198 | 102 | 244 | 91 | 193 | 61 |
| 389 | 219 | 383 | 203 | 425 | 201 | 444 | 184 | 448 | 153 |
| 211 | 117 | 205 | 103 | 226 | 104 | 233 | 92 | 234 | 76 |
| 178 | 102 | 178 | 100 | 199 | 97 | 211 | 92 | 214 | 77 |
| 344 | 188 | 316 | 175 | 336 | 157 | 333 | 148 | 340 | 140 |
| 161 | 99 | 158 | 87 | 165 | 79 | 166 | 80 | 178 | 74 |
| 183 | 89 | 158 | 88 | 171 | 78 | 167 | 68 | 162 | 66 |
| 178 | 118 | 163 | 89 | 190 | 74 | 176 | 71 | 187 | 48 |
| 87 | 53 | 77 | 41 | 107 | 40 | 84 | 33 | 99 | 20 |
| 91 | 65 | 86 | 48 | 83 | 34 | 92 | 38 | 88 | 28 |
| 611 | 402 | 641 | 392 | 690 | 337 | 705 | 298 | 661 | 248 |
| 313 | 222 | 315 | 195 | 331 | 148 | 361 | 141 | 338 | 116 |
| 298 | 180 | 326 | 197 | 359 | 189 | 344 | 157 | 323 | 132 |
| 526 | 333 | 554 | 275 | 523 | 214 | 641 | 195 | 562 | 183 |
| 267 | 181 | 294 | 135 | 270 | 122 | 359 | 98 | 271 | 86 |
| 259 | 152 | 260 | 140 | 253 | 92 | 282 | 97 | 291 | 97 |
| 408 | 227 | 429 | 237 | 447 | 201 | 438 | 186 | 439 | 155 |
| 210 | 117 | 232 | 116 | 217 | 109 | 242 | 103 | 213 | 79 |
| 198 | 110 | 197 | 121 | 230 | 92 | 196 | 83 | 226 | 76 |
| 15,712 | 10,387 | 14,887 | 9,025 | 15,660 | 8,020 | 16,599 | 7,587 | 15,093 | 5,823 |
| 8,169 | 5,391 | 7,671 | 4,661 | 8,090 | 4,137 | 8,618 | 3,905 | 7,788 | 2,966 |
| 7,543 | 4,996 | 7,216 | 4,364 | 7,570 | 3,883 | 7,981 | 3,682 | 7,305 | 2,857 |
| 2,958 | 2,031 | 2,910 | 1,859 | 3,026 | 1,603 | 3,301 | 1,633 | 2,989 | 1,240 |
| 1,534 | 1,046 | 1,523 | 961 | 1,562 | 820 | 1,735 | 842 | 1,532 | 622 |
| 1,424 | 985 | 1,387 | 898 | 1,464 | 783 | 1,566 | 791 | 1,457 | 618 |
| 2,809 | 1,861 | 2,591 | 1,653 | 2,814 | 1,499 | 2,908 | 1,366 | 2,658 | 1,049 |
| 1,467 | 966 | 1,320 | 857 | 1,445 | 746 | 1,598 | 730 | 1,415 | 563 |
| 1,342 | 895 | 1,271 | 796 | 1,369 | 753 | 1,310 | 636 | 1,243 | 486 |
| 2,630 | 1,708 | 2,543 | 1,433 | 2,534 | 1,203 | 2,731 | 1,087 | 2,454 | 712 |
| 1,325 | 866 | 1,311 | 738 | 1,344 | 644 | 1,393 | 555 | 1,263 | 367 |
| 1,305 | 842 | 1,232 | 695 | 1,190 | 559 | 1,338 | 532 | 1,191 | 345 |
| 2,604 | 1,606 | 2,406 | 1,343 | 2,632 | 1,221 | 2,782 | 1,145 | 2,550 | 855 |
| 1,323 | 821 | 1,237 | 711 | 1,324 | 607 | 1,430 | 581 | 1,284 | 429 |
| 1,281 | 785 | 1,169 | 632 | 1,308 | 614 | 1,352 | 564 | 1,266 | 426 |
| 840 | 591 | 750 | 498 | 851 | 486 | 913 | 472 | 831 | 426 |
| 432 | 301 | 401 | 264 | 451 | 244 | 463 | 243 | 431 | 220 |
| 408 | 290 | 349 | 234 | 400 | 242 | 450 | 229 | 400 | 206 |

Note: Based on Resident Registration Address

Table IV-1

Statistics on Eligibility for Health Screenings for Infants and

| Division | | (Total) | | Infant (4~6 months) | | 9~12 (9~12 months) | |
|-------------|-----|--------------------------------|----------------------------|--------------------------------|----------------------------|--------------------------------|----------------------------|
| | | Number of Eligible Individuals | Number of Actual Examinees | Number of Eligible Individuals | Number of Actual Examinees | Number of Eligible Individuals | Number of Actual Examinees |
| Namwon-si | S.T | 4,468 | 2,310 | 590 | 295 | 622 | 303 |
| | M | 2,311 | 1,197 | 313 | 157 | 295 | 143 |
| | F | 2,157 | 1,113 | 277 | 138 | 327 | 160 |
| Gimje-si | S.T | 4,322 | 2,696 | 624 | 413 | 635 | 393 |
| | M | 2,226 | 1,389 | 312 | 207 | 324 | 191 |
| | F | 2,096 | 1,307 | 312 | 206 | 311 | 202 |
| Wanju-gun | S.T | 6,184 | 3,394 | 939 | 596 | 958 | 530 |
| | M | 3,224 | 1,775 | 502 | 303 | 512 | 285 |
| | F | 2,960 | 1,619 | 437 | 293 | 446 | 245 |
| Jinan-gun | S.T | 1,491 | 754 | 241 | 122 | 254 | 120 |
| | M | 795 | 393 | 132 | 55 | 141 | 68 |
| | F | 696 | 361 | 109 | 67 | 113 | 52 |
| Muju-gun | S.T | 1,363 | 491 | 195 | 81 | 214 | 77 |
| | M | 701 | 244 | 110 | 46 | 117 | 49 |
| | F | 662 | 247 | 85 | 35 | 97 | 28 |
| Jangsu-gun | S.T | 1,158 | 579 | 153 | 61 | 168 | 65 |
| | M | 573 | 290 | 76 | 34 | 89 | 37 |
| | F | 585 | 289 | 77 | 27 | 79 | 28 |
| Imsil-gun | S.T | 1,409 | 671 | 212 | 99 | 200 | 93 |
| | M | 734 | 345 | 116 | 54 | 104 | 53 |
| | F | 675 | 326 | 96 | 45 | 96 | 40 |
| Gwangju-si | S.T | 1,483 | 802 | 202 | 89 | 198 | 77 |
| | M | 745 | 408 | 93 | 45 | 91 | 35 |
| | F | 738 | 394 | 109 | 44 | 107 | 42 |
| Gochang-gun | S.T | 2,410 | 1,168 | 321 | 137 | 364 | 136 |
| | M | 1,270 | 615 | 166 | 79 | 200 | 65 |
| | F | 1,140 | 553 | 155 | 58 | 164 | 71 |
| Buan-gun | S.T | 2,434 | 1,555 | 338 | 256 | 358 | 215 |
| | M | 1,264 | 805 | 176 | 133 | 181 | 106 |
| | F | 1,170 | 750 | 162 | 123 | 177 | 109 |
| Jeonnam | S.T | 110,785 | 58,926 | 16,166 | 8,566 | 16,118 | 8,109 |
| | M | 56,823 | 30,140 | 8,145 | 4,275 | 8,196 | 4,115 |
| | F | 53,962 | 28,786 | 8,021 | 4,291 | 7,922 | 3,994 |
| Mokpo-si | S.T | 17,281 | 9,488 | 2,547 | 1,452 | 2,518 | 1,271 |
| | M | 8,904 | 4,932 | 1,264 | 709 | 1,258 | 624 |
| | F | 8,377 | 4,556 | 1,283 | 743 | 1,260 | 647 |
| Yeosu-si | S.T | 17,789 | 8,868 | 2,596 | 1,449 | 2,613 | 1,307 |
| | M | 8,956 | 4,391 | 1,255 | 684 | 1,314 | 647 |
| | F | 8,833 | 4,477 | 1,341 | 765 | 1,299 | 660 |
| Suncheon-si | S.T | 16,290 | 9,097 | 2,172 | 1,432 | 2,250 | 1,354 |
| | M | 8,455 | 4,688 | 1,107 | 713 | 1,170 | 711 |
| | F | 7,835 | 4,409 | 1,065 | 719 | 1,080 | 643 |

Number of Examinees by District and Gender <Cont'd>

(Unit : Person)

| i pč j l X18~24 months) | | khč kn X30~36 months) | | l j č l p (42~48 months) | | nl č nh X54~60 months) | | nnč oi X66~71 months) | |
|--------------------------------|----------------------------|--------------------------------|----------------------------|--------------------------------|----------------------------|--------------------------------|----------------------------|--------------------------------|----------------------------|
| Number of Eligible Individuals | Number of Actual Examinees | Number of Eligible Individuals | Number of Actual Examinees | Number of Eligible Individuals | Number of Actual Examinees | Number of Eligible Individuals | Number of Actual Examinees | Number of Eligible Individuals | Number of Actual Examinees |
| 655 | 456 | 595 | 339 | 670 | 333 | 685 | 325 | 651 | 259 |
| 343 | 235 | 330 | 187 | 354 | 175 | 346 | 165 | 330 | 135 |
| 312 | 221 | 265 | 152 | 316 | 158 | 339 | 160 | 321 | 124 |
| 602 | 454 | 609 | 414 | 597 | 341 | 672 | 343 | 583 | 338 |
| 318 | 237 | 309 | 223 | 304 | 179 | 340 | 171 | 319 | 181 |
| 284 | 217 | 300 | 191 | 293 | 162 | 332 | 172 | 264 | 157 |
| 893 | 615 | 841 | 516 | 869 | 481 | 877 | 374 | 807 | 282 |
| 501 | 349 | 422 | 260 | 454 | 253 | 442 | 194 | 391 | 131 |
| 392 | 266 | 419 | 256 | 415 | 228 | 435 | 180 | 416 | 151 |
| 237 | 148 | 196 | 99 | 202 | 94 | 183 | 82 | 178 | 89 |
| 130 | 88 | 102 | 48 | 105 | 53 | 95 | 39 | 90 | 42 |
| 107 | 60 | 94 | 51 | 97 | 41 | 88 | 43 | 88 | 47 |
| 162 | 83 | 206 | 75 | 194 | 65 | 210 | 66 | 182 | 44 |
| 87 | 46 | 92 | 24 | 100 | 33 | 100 | 28 | 95 | 18 |
| 75 | 37 | 114 | 51 | 94 | 32 | 110 | 38 | 87 | 26 |
| 182 | 98 | 147 | 93 | 176 | 98 | 188 | 94 | 144 | 70 |
| 93 | 51 | 71 | 42 | 92 | 55 | 80 | 43 | 72 | 28 |
| 89 | 47 | 76 | 51 | 84 | 43 | 108 | 51 | 72 | 42 |
| 215 | 117 | 204 | 115 | 221 | 99 | 184 | 82 | 173 | 66 |
| 112 | 58 | 106 | 51 | 113 | 55 | 88 | 40 | 95 | 34 |
| 103 | 59 | 98 | 64 | 108 | 44 | 96 | 42 | 78 | 32 |
| 225 | 131 | 205 | 142 | 202 | 123 | 240 | 142 | 211 | 98 |
| 127 | 67 | 103 | 75 | 96 | 64 | 121 | 71 | 114 | 51 |
| 98 | 64 | 102 | 67 | 106 | 59 | 119 | 71 | 97 | 47 |
| 348 | 197 | 339 | 206 | 342 | 189 | 343 | 169 | 353 | 134 |
| 195 | 104 | 169 | 93 | 173 | 112 | 186 | 97 | 181 | 65 |
| 153 | 93 | 170 | 113 | 169 | 77 | 157 | 72 | 172 | 69 |
| 352 | 291 | 345 | 240 | 330 | 185 | 382 | 207 | 329 | 161 |
| 182 | 156 | 175 | 127 | 173 | 97 | 201 | 106 | 176 | 80 |
| 170 | 135 | 170 | 113 | 157 | 88 | 181 | 101 | 153 | 81 |
| 15,890 | 9,946 | 15,190 | 9,544 | 15,622 | 8,231 | 16,629 | 7,890 | 15,170 | 6,640 |
| 8,260 | 5,094 | 7,758 | 4,920 | 8,036 | 4,224 | 8,620 | 4,084 | 7,808 | 3,428 |
| 7,630 | 4,852 | 7,432 | 4,624 | 7,586 | 4,007 | 8,009 | 3,806 | 7,362 | 3,212 |
| 2,502 | 1,572 | 2,383 | 1,562 | 2,466 | 1,331 | 2,504 | 1,160 | 2,361 | 1,140 |
| 1,317 | 850 | 1,221 | 814 | 1,286 | 695 | 1,327 | 623 | 1,231 | 617 |
| 1,185 | 722 | 1,162 | 748 | 1,180 | 636 | 1,177 | 537 | 1,130 | 523 |
| 2,488 | 1,555 | 2,387 | 1,405 | 2,557 | 1,218 | 2,706 | 1,145 | 2,442 | 789 |
| 1,306 | 784 | 1,195 | 700 | 1,300 | 604 | 1,345 | 587 | 1,241 | 385 |
| 1,182 | 771 | 1,192 | 705 | 1,257 | 614 | 1,361 | 558 | 1,201 | 404 |
| 2,228 | 1,555 | 2,312 | 1,443 | 2,367 | 1,211 | 2,543 | 1,096 | 2,418 | 1,006 |
| 1,201 | 805 | 1,193 | 746 | 1,221 | 640 | 1,322 | 566 | 1,241 | 507 |
| 1,027 | 750 | 1,119 | 697 | 1,146 | 571 | 1,221 | 530 | 1,177 | 499 |

Note: Based on Resident Registration Address

제 IV-1 표
Table IV-1

Ü Ü
Statistics on Eligibility for Health Screenings for Infants and

| | | | Number of Eligible Individuals | Number of Actual Examinees | Number of Eligible Individuals | Number of Actual Examinees | Number of Eligible Individuals | Number of Actual Examinees | | |
|--------------|-----|--|--------------------------------------|----------------------------------|--------------------------------------|----------------------------------|--------------------------------------|----------------------------------|--|--|
| Naju-si | S.T | | 4,151 | 2,035 | 615 | 266 | 574 | 234 | | |
| | M | | 2,159 | 1,059 | 312 | 143 | 288 | 115 | | |
| | F | | 1,992 | 976 | 303 | 123 | 286 | 119 | | |
| Gwangyang-si | S.T | | 11,490 | 7,856 | 1,779 | 1,140 | 1,727 | 1,088 | | |
| | M | | 5,975 | 4,138 | 939 | 596 | 877 | 577 | | |
| | F | | 5,515 | 3,718 | 840 | 544 | 850 | 511 | | |
| Damyang-gun | S.T | | 2,084 | 1,008 | 323 | 144 | 287 | 145 | | |
| | M | | 1,121 | 536 | 191 | 88 | 163 | 88 | | |
| | F | | 963 | 472 | 132 | 56 | 124 | 57 | | |
| Gokseong-gun | S.T | | 1,373 | 753 | 186 | 87 | 208 | 113 | | |
| | M | | 706 | 380 | 91 | 41 | 104 | 56 | | |
| | F | | 66 | XXXXXX | 380 | XXXXXX | MM | XXXXXX | | |
| 57 | | | | | | | | | | |
| | M | | 1,121 | | | | | | | |

Number of Examinees by District and Gender <Cont'd>

(Unit : Person)

| i pç j l X18~24 months) | | khç kn X30~36 months) | | l j ç l p (42~48 months) | | ni ç nh X54~60 months) | | nnç oi X66~71 months) | |
|--------------------------------|----------------------------|--------------------------------|----------------------------|--------------------------------|----------------------------|--------------------------------|----------------------------|--------------------------------|----------------------------|
| Number of Eligible Individuals | Number of Actual Examinees | Number of Eligible Individuals | Number of Actual Examinees | Number of Eligible Individuals | Number of Actual Examinees | Number of Eligible Individuals | Number of Actual Examinees | Number of Eligible Individuals | Number of Actual Examinees |
| 556 | 317 | 565 | 329 | 593 | 295 | 645 | 310 | 603 | 284 |
| 282 | 149 | 301 | 173 | 308 | 135 | 334 | 184 | 334 | 160 |
| 274 | 168 | 264 | 156 | 285 | 160 | 311 | 126 | 269 | 124 |
| 1,724 | 1,302 | 1,573 | 1,250 | 1,599 | 1,095 | 1,612 | 1,052 | 1,476 | 929 |
| 912 | 674 | 808 | 671 | 838 | 575 | 856 | 568 | 745 | 477 |
| 812 | 628 | 765 | 579 | 761 | 520 | 756 | 484 | 731 | 452 |
| 323 | 179 | 293 | 161 | 282 | 134 | 301 | 136 | 275 | 109 |
| 147 | 89 | 157 | 78 | 155 | 75 | 160 | 59 | 148 | 59 |
| 176 | 90 | 136 | 83 | 127 | 59 | 141 | 77 | 127 | 50 |
| 176 | 112 | 188 | 114 | 203 | 116 | 216 | 105 | 196 | 106 |
| 83 | 52 | 90 | 52 | 122 | 63 | 108 | 55 | 108 | 61 |
| 93 | 60 | 98 | 62 | 81 | 53 | 108 | 50 | 88 | 45 |
| 161 | 77 | 162 | 91 | 176 | 83 | 199 | 79 | 176 | 89 |
| 84 | 34 | 77 | 47 | 98 | 40 | 109 | 50 | 89 | 46 |
| 77 | 43 | 85 | 44 | 78 | 43 | 90 | 29 | 87 | 43 |
| 374 | 163 | 382 | 186 | 358 | 164 | 424 | 164 | 361 | 126 |
| 189 | 79 | 201 | 98 | 171 | 87 | 234 | 89 | 187 | 52 |
| 185 | 84 | 181 | 88 | 187 | 77 | 190 | 75 | 174 | 74 |
| 358 | 195 | 305 | 164 | 310 | 175 | 362 | 180 | 303 | 157 |
| 166 | 87 | 152 | 84 | 142 | 72 | 192 | 87 | 153 | 85 |
| 192 | 108 | 153 | 80 | 168 | 103 | 170 | 93 | 150 | 72 |
| 533 | 351 | 561 | 361 | 558 | 302 | 672 | 343 | 566 | 214 |
| 281 | 181 | 297 | 202 | 290 | 163 | 336 | 169 | 301 | 109 |
| 252 | 170 | 264 | 159 | 268 | 139 | 336 | 174 | 265 | 105 |
| 225 | 127 | 235 | 126 | 271 | 139 | 252 | 141 | 251 | 156 |
| 114 | 67 | 121 | 67 | 126 | 59 | 133 | 66 | 149 | 93 |
| 111 | 60 | 114 | 59 | 145 | 80 | 119 | 75 | 102 | 63 |
| 330 | 197 | 294 | 144 | 281 | 130 | 304 | 184 | 258 | 90 |
| 171 | 106 | 151 | 66 | 125 | 67 | 146 | 84 | 118 | 43 |
| 159 | 91 | 143 | 78 | 156 | 63 | 158 | 100 | 140 | 47 |
| 540 | 274 | 493 | 323 | 559 | 334 | 547 | 276 | 544 | 259 |
| 273 | 139 | 241 | 162 | 302 | 182 | 276 | 137 | 264 | 130 |
| 267 | 135 | 252 | 161 | 257 | 152 | 271 | 139 | 280 | 129 |
| 680 | 433 | 608 | 430 | 595 | 332 | 625 | 342 | 526 | 269 |
| 343 | 213 | 321 | 219 | 291 | 169 | 315 | 170 | 281 | 138 |
| 337 | 220 | 287 | 211 | 304 | 163 | 310 | 172 | 245 | 131 |
| 732 | 445 | 725 | 428 | 699 | 387 | 755 | 359 | 668 | 322 |
| 362 | 219 | 369 | 213 | 356 | 204 | 404 | 186 | 331 | 157 |
| 370 | 226 | 356 | 215 | 343 | 183 | 351 | 173 | 337 | 165 |
| 224 | 141 | 206 | 128 | 212 | 107 | 225 | 116 | 189 | 84 |
| 119 | 68 | 118 | 73 | 108 | 56 | 113 | 60 | 96 | 44 |
| 105 | 73 | 88 | 55 | 104 | 51 | 112 | 56 | 93 | 40 |

Note: Based on Resident Registration Address

Table IV-1

Statistics on Eligibility for Health Screenings for Infants and

| Division | | (Total) | | 1 ~ 6 (4~6 months) | | 9~12 (9~12 months) | |
|---------------------|-----|--------------------------------|----------------------------|--------------------------------|----------------------------|--------------------------------|----------------------------|
| | | Number of Eligible Individuals | Number of Actual Examinees | Number of Eligible Individuals | Number of Actual Examinees | Number of Eligible Individuals | Number of Actual Examinees |
| Yeonggwang-gun | S.T | 2,961 | 1,320 | 439 | 184 | 437 | 194 |
| | M | 1,482 | 684 | 230 | 93 | 213 | 95 |
| | F | 1,479 | 636 | 209 | 91 | 224 | 99 |
| Jangseong-gun | S.T | 2,504 | 1,242 | 371 | 156 | 370 | 178 |
| | M | 1,275 | 606 | 180 | 79 | 186 | 84 |
| | F | 1,229 | 636 | 191 | 77 | 184 | 94 |
| Wando-gun | S.T | 2,672 | 1,143 | 428 | 156 | 399 | 162 |
| | M | 1,366 | 546 | 210 | 66 | 201 | 75 |
| | F | 1,306 | 597 | 218 | 90 | 198 | 87 |
| Jindo-gun | S.T | 1,568 | 712 | 229 | 76 | 235 | 100 |
| | M | 795 | 350 | 108 | 39 | 108 | 43 |
| | F | 773 | 362 | 121 | 37 | 127 | 57 |
| Sinan-gun | S.T | 1,817 | 741 | 247 | 102 | 283 | 109 |
| | M | 913 | 393 | 116 | 55 | 126 | 50 |
| | F | 904 | 348 | 131 | 47 | 157 | 59 |
| Gyeongbuk | S.T | 157,640 | 81,827 | 23,510 | 14,466 | 23,362 | 13,262 |
| | M | 81,820 | 42,391 | 12,097 | 7,448 | 12,060 | 6,896 |
| | F | 75,820 | 39,436 | 11,413 | 7,018 | 11,302 | 6,366 |
| Pohang-si Nam-gu | S.T | 15,672 | 8,699 | 2,363 | 1,525 | 2,383 | 1,452 |
| | M | 8,153 | 4,592 | 1,235 | 813 | 1,238 | 757 |
| | F | 7,519 | 4,107 | 1,128 | 712 | 1,145 | 695 |
| Gwangju-si | S.T | 15,476 | 8,668 | 2,294 | 1,535 | 2,274 | 1,393 |
| | M | 7,998 | 4,522 | 1,162 | 807 | 1,175 | 723 |
| | F | 7,478 | 4,146 | 1,132 | 728 | 1,099 | 670 |
| Gyeongju-si | S.T | 14,445 | 7,720 | 2,017 | 1,314 | 2,015 | 1,101 |
| | M | 7,505 | 3,987 | 1,044 | 672 | 1,038 | 577 |
| | F | 6,940 | 3,733 | 973 | 642 | 977 | 524 |
| Gimcheon-si | S.T | 7,187 | 3,444 | 1,045 | 583 | 1,057 | 507 |
| | M | 3,767 | 1,763 | 539 | 299 | 537 | 243 |
| | F | 3,420 | 1,681 | 506 | 284 | 520 | 264 |
| Andong-si | S.T | 9,348 | 4,960 | 1,538 | 863 | 1,439 | 747 |
| | M | 4,828 | 2,559 | 793 | 434 | 750 | 408 |
| | F | 4,520 | 2,401 | 745 | 429 | 689 | 339 |
| Gumi-si | S.T | 33,765 | 16,851 | 5,202 | 3,395 | 5,106 | 3,080 |
| | M | 17,440 | 8,637 | 2,652 | 1,730 | 2,648 | 1,604 |
| | F | 16,325 | 8,214 | 2,550 | 1,665 | 2,458 | 1,476 |
| Yeongju-si | S.T | 5,491 | 2,852 | 812 | 427 | 773 | 382 |
| | M | 2,766 | 1,455 | 403 | 215 | 388 | 199 |
| | F | 2,725 | 1,397 | 409 | 212 | 385 | 183 |
| Yeongcheon-si | S.T | 4,795 | 2,579 | 706 | 470 | 728 | 438 |
| | M | 2,468 | 1,301 | 355 | 224 | 375 | 228 |
| | F | 2,327 | 1,278 | 351 | 246 | 353 | 210 |

Number of Examinees by District and Gender <Cont'd>

(Unit : Person)

| i pč j l X18~24 months) | | khč kn X30~36 months) | | l j č l p (42~48 months) | | nl č nh X54~60 months) | | nnč oi X66~71 months) | |
|--------------------------------|----------------------------|--------------------------------|----------------------------|--------------------------------|----------------------------|--------------------------------|----------------------------|--------------------------------|----------------------------|
| Number of Eligible Individuals | Number of Actual Examinees | Number of Eligible Individuals | Number of Actual Examinees | Number of Eligible Individuals | Number of Actual Examinees | Number of Eligible Individuals | Number of Actual Examinees | Number of Eligible Individuals | Number of Actual Examinees |
| 451 | 247 | 387 | 226 | 401 | 180 | 453 | 185 | 393 | 104 |
| 233 | 142 | 182 | 105 | 195 | 92 | 235 | 100 | 194 | 57 |
| 218 | 105 | 205 | 121 | 206 | 88 | 218 | 85 | 199 | 47 |
| 367 | 211 | 332 | 212 | 345 | 177 | 365 | 143 | 354 | 165 |
| 183 | 96 | 162 | 113 | 187 | 83 | 205 | 74 | 172 | 77 |
| 184 | 115 | 170 | 99 | 158 | 94 | 160 | 69 | 182 | 88 |
| 428 | 240 | 334 | 219 | 320 | 123 | 402 | 149 | 361 | 94 |
| 220 | 118 | 165 | 110 | 171 | 65 | 207 | 68 | 192 | 44 |
| 208 | 122 | 169 | 109 | 149 | 58 | 195 | 81 | 169 | 50 |
| 218 | 113 | 218 | 122 | 196 | 101 | 253 | 120 | 219 | 80 |
| 116 | 59 | 114 | 61 | 103 | 49 | 128 | 55 | 118 | 44 |
| 102 | 54 | 104 | 61 | 93 | 52 | 125 | 65 | 101 | 36 |
| 272 | 140 | 247 | 120 | 274 | 97 | 264 | 105 | 230 | 68 |
| 158 | 83 | 122 | 66 | 141 | 49 | 135 | 47 | 115 | 43 |
| 114 | 57 | 125 | 54 | 133 | 48 | 129 | 58 | 115 | 25 |
| 22,646 | 14,533 | 21,540 | 12,517 | 22,204 | 10,989 | 23,253 | 8,674 | 21,125 | 7,386 |
| 11,733 | 7,575 | 11,257 | 6,468 | 11,562 | 5,698 | 12,057 | 4,493 | 11,054 | 3,813 |
| 10,913 | 6,958 | 10,283 | 6,049 | 10,642 | 5,291 | 11,196 | 4,181 | 10,071 | 3,573 |
| 2,314 | 1,566 | 2,172 | 1,303 | 2,168 | 1,214 | 2,178 | 845 | 2,094 | 794 |
| 1,210 | 820 | 1,133 | 704 | 1,121 | 649 | 1,139 | 434 | 1,077 | 415 |
| 1,104 | 746 | 1,039 | 599 | 1,047 | 565 | 1,039 | 411 | 1,017 | 379 |
| 2,296 | 1,604 | 2,157 | 1,281 | 2,167 | 1,135 | 2,226 | 940 | 2,062 | 780 |
| 1,194 | 846 | 1,138 | 698 | 1,105 | 561 | 1,154 | 485 | 1,070 | 402 |
| 1,102 | 758 | 1,019 | 583 | 1,062 | 574 | 1,072 | 455 | 992 | 378 |
| 2,004 | 1,210 | 1,980 | 1,136 | 2,101 | 1,072 | 2,235 | 939 | 2,093 | 948 |
| 1,035 | 642 | 1,047 | 579 | 1,088 | 561 | 1,160 | 491 | 1,093 | 465 |
| 969 | 568 | 933 | 557 | 1,013 | 511 | 1,075 | 448 | 1,000 | 483 |
| 1,034 | 604 | 1,005 | 593 | 1,109 | 516 | 1,045 | 365 | 892 | 276 |
| 509 | 293 | 531 | 315 | 605 | 261 | 539 | 203 | 507 | 149 |
| 525 | 311 | 474 | 278 | 504 | 255 | 506 | 162 | 385 | 127 |
| 1,369 | 838 | 1,256 | 838 | 1,258 | 712 | 1,292 | 504 | 1,196 | 458 |
| 717 | 428 | 612 | 419 | 657 | 354 | 684 | 282 | 615 | 234 |
| 652 | 410 | 644 | 419 | 601 | 358 | 608 | 222 | 581 | 224 |
| 4,824 | 3,138 | 4,503 | 2,577 | 4,731 | 2,004 | 4,956 | 1,507 | 4,443 | 1,150 |
| 2,524 | 1,657 | 2,344 | 1,298 | 2,415 | 1,005 | 2,563 | 762 | 2,294 | 581 |
| 2,300 | 1,481 | 2,159 | 1,279 | 2,316 | 999 | 2,393 | 745 | 2,149 | 569 |
| 763 | 484 | 769 | 448 | 752 | 445 | 822 | 350 | 800 | 316 |
| 393 | 254 | 397 | 218 | 383 | 240 | 388 | 169 | 414 | 160 |
| 370 | 230 | 372 | 230 | 369 | 205 | 434 | 181 | 386 | 156 |
| 695 | 495 | 655 | 372 | 660 | 298 | 711 | 260 | 640 | 246 |
| 336 | 248 | 359 | 189 | 364 | 162 | 358 | 124 | 321 | 126 |
| 359 | 247 | 296 | 183 | 296 | 136 | 353 | 136 | 319 | 120 |

Note: Based on Resident Registration Address

Table IV-1

Statistics on Eligibility for Health Screenings for Infants and

| Division | | (Total) | | 1 ~ 6 (4~6 months) | | 9~12 (9~12 months) | |
|----------------|-----|--------------------------------|----------------------------|--------------------------------|----------------------------|--------------------------------|----------------------------|
| | | Number of Eligible Individuals | Number of Actual Examinees | Number of Eligible Individuals | Number of Actual Examinees | Number of Eligible Individuals | Number of Actual Examinees |
| Sangju-si | S.T | 4,583 | 2,214 | 608 | 346 | 628 | 324 |
| | M | 2,418 | 1,172 | 321 | 188 | 325 | 163 |
| | F | 2,165 | 1,042 | 287 | 158 | 303 | 161 |
| Mungyeong-si | S.T | 3,345 | 1,860 | 520 | 281 | 541 | 301 |
| | M | 1,815 | 1,003 | 275 | 152 | 291 | 163 |
| | F | 1,530 | 857 | 245 | 129 | 250 | 138 |
| Gyeongsan-si | S.T | 16,446 | 8,703 | 2,465 | 1,569 | 2,488 | 1,492 |
| | M | 8,622 | 4,530 | 1,309 | 814 | 1,323 | 797 |
| | F | 7,824 | 4,173 | 1,156 | 755 | 1,165 | 695 |
| Gunwi-gun | S.T | 800 | 307 | 137 | 68 | 133 | 67 |
| | M | 408 | 151 | 71 | 35 | 61 | 31 |
| | F | 392 | 156 | 66 | 33 | 72 | 36 |
| Uiseong-gun | S.T | 1,788 | 810 | 274 | 137 | 270 | 134 |
| | M | 908 | 410 | 151 | 76 | 128 | 66 |
| | F | 880 | 400 | 123 | 61 | 142 | 68 |
| Cheongsong-gun | S.T | 941 | 435 | 155 | 84 | 135 | 68 |
| | M | 497 | 228 | 80 | 47 | 74 | 36 |
| | F | 444 | 207 | 75 | 37 | 61 | 32 |
| Yeongyang-gun | S.T | 635 | 289 | 84 | 46 | 79 | 37 |
| | M | 346 | 158 | 49 | 25 | 48 | 25 |
| | F | 289 | 131 | 35 | 21 | 31 | 12 |
| Gwangju-si | S.T | 1,460 | 599 | 215 | 91 | 196 | 84 |
| | M | 752 | 294 | 107 | 47 | 93 | 44 |
| | F | 708 | 305 | 108 | 44 | 103 | 40 |
| Cheongdo-gun | S.T | 1,451 | 658 | 181 | 65 | 214 | 96 |
| | M | 718 | 321 | 89 | 30 | 97 | 42 |
| | F | 733 | 337 | 92 | 35 | 117 | 54 |
| Goryeong-gun | S.T | 1,780 | 654 | 237 | 102 | 235 | 94 |
| | M | 954 | 363 | 139 | 56 | 125 | 51 |
| | F | 826 | 291 | 98 | 46 | 110 | 43 |
| Seongju-gun | S.T | 1,809 | 799 | 279 | 121 | 288 | 121 |
| | M | 898 | 406 | 113 | 56 | 138 | 54 |
| | F | 911 | 393 | 166 | 65 | 150 | 67 |
| Chilgok-gun | S.T | 9,982 | 5,771 | 1,432 | 1,027 | 1,470 | 949 |
| | M | 5,177 | 2,986 | 732 | 512 | 749 | 491 |
| | F | 4,805 | 2,785 | 700 | 515 | 721 | 458 |
| Yecheon-gun | S.T | 1,901 | 948 | 280 | 118 | 283 | 114 |
| | M | 1,019 | 521 | 144 | 66 | 143 | 57 |
| | F | 882 | 427 | 136 | 52 | 140 | 57 |
| Bonghwa-gun | S.T | 1,415 | 665 | 218 | 94 | 202 | 94 |
| | M | 701 | 334 | 91 | 39 | 91 | 42 |
| | F | 714 | 331 | 127 | 55 | 111 | 52 |

aX

X

Number of Examinees by District and Gender <Cont'd>

XX a
(Unit : Person)

| i pç j l X18~24 months) | | khç kn X30~36 months) | | l j ç l p (42~48 months) | | ni ç nh X54~60 months) | | nnç oi X66~71 months) | |
|--------------------------------|----------------------------|--------------------------------|----------------------------|--------------------------------|----------------------------|--------------------------------|----------------------------|--------------------------------|----------------------------|
| Number of Eligible Individuals | Number of Actual Examinees | Number of Eligible Individuals | Number of Actual Examinees | Number of Eligible Individuals | Number of Actual Examinees | Number of Eligible Individuals | Number of Actual Examinees | Number of Eligible Individuals | Number of Actual Examinees |
| 693 | 443 | 649 | 365 | 689 | 301 | 691 | 214 | 625 | 221 |
| 371 | 243 | 323 | 190 | 368 | 153 | 375 | 116 | 335 | 119 |
| 322 | 200 | 326 | 175 | 321 | 148 | 316 | 98 | 290 | 102 |
| 470 | 298 | 434 | 262 | 455 | 261 | 501 | 254 | 424 | 203 |
| 252 | 161 | 238 | 143 | 241 | 137 | 277 | 135 | 241 | 112 |
| 218 | 137 | 196 | 119 | 214 | 124 | 224 | 119 | 183 | 91 |
| 2,321 | 1,547 | 2,264 | 1,312 | 2,281 | 1,157 | 2,470 | 905 | 2,157 | 721 |
| 1,172 | 784 | 1,181 | 695 | 1,178 | 592 | 1,296 | 472 | 1,163 | 376 |
| 1,149 | 763 | 1,083 | 617 | 1,103 | 565 | 1,174 | 433 | 994 | 345 |
| 99 | 53 | 100 | 40 | 111 | 32 | 121 | 24 | 99 | 23 |
| 51 | 28 | 56 | 20 | 59 | 17 | 63 | 9 | 47 | 11 |
| 48 | 25 | 44 | 20 | 52 | 15 | 58 | 15 | 52 | 12 |
| 265 | 151 | 226 | 114 | 270 | 114 | 251 | 89 | 232 | 71 |
| 130 | 70 | 118 | 49 | 156 | 74 | 110 | 44 | 115 | 31 |
| 135 | 81 | 108 | 65 | 114 | 40 | 141 | 45 | 117 | 40 |
| 128 | 61 | 122 | 64 | 133 | 66 | 140 | 51 | 128 | 41 |
| 61 | 29 | 66 | 30 | 78 | 36 | 70 | 26 | 68 | 24 |
| 67 | 32 | 56 | 34 | 55 | 30 | 70 | 25 | 60 | 17 |
| 86 | 37 | 78 | 31 | 109 | 57 | 115 | 48 | 84 | 33 |
| 48 | 21 | 43 | 11 | 54 | 33 | 58 | 23 | 46 | 20 |
| 38 | 16 | 35 | 20 | 55 | 24 | 57 | 25 | 38 | 13 |
| 213 | 104 | 208 | 83 | 177 | 82 | 233 | 75 | 218 | 80 |
| 106 | 49 | 118 | 39 | 91 | 42 | 129 | 40 | 108 | 33 |
| 107 | 55 | 90 | 44 | 86 | 40 | 104 | 35 | 110 | 47 |
| 196 | 109 | 188 | 131 | 214 | 98 | 247 | 96 | 211 | 63 |
| 103 | 52 | 93 | 68 | 109 | 51 | 119 | 43 | 108 | 35 |
| 93 | 57 | 95 | 63 | 105 | 47 | 128 | 53 | 103 | 28 |
| 257 | 127 | 253 | 118 | 249 | 93 | 289 | 58 | 260 | 62 |
| 131 | 63 | 137 | 63 | 144 | 53 | 156 | 36 | 122 | 41 |
| 126 | 64 | 116 | 55 | 105 | 40 | 133 | 22 | 138 | 21 |
| 255 | 139 | 245 | 113 | 253 | 117 | 242 | 106 | 247 | 82 |
| 134 | 81 | 128 | 56 | 131 | 54 | 122 | 56 | 132 | 49 |
| 121 | 58 | 117 | 57 | 122 | 63 | 120 | 50 | 115 | 33 |
| 1,480 | 1,054 | 1,367 | 856 | 1,378 | 737 | 1,525 | 665 | 1,330 | 483 |
| 790 | 564 | 697 | 441 | 710 | 384 | 808 | 339 | 691 | 255 |
| 690 | 490 | 670 | 415 | 668 | 353 | 717 | 326 | 639 | 228 |
| 266 | 171 | 267 | 154 | 269 | 146 | 278 | 125 | 258 | 120 |
| 143 | 98 | 152 | 81 | 151 | 87 | 140 | 71 | 146 | 61 |
| 123 | 73 | 115 | 73 | 118 | 59 | 138 | 54 | 112 | 59 |
| 216 | 119 | 194 | 96 | 205 | 113 | 193 | 72 | 187 | 77 |
| 116 | 60 | 106 | 48 | 114 | 68 | 83 | 34 | 100 | 43 |
| 100 | 59 | 88 | 48 | 91 | 45 | 110 | 38 | 87 | 34 |

Note: Based on Resident Registration Address

Table IV-1

Statistics on Eligibility for Health Screenings for Infants and

| Division | | (Total) | | Infant (4~6 months) | | 9~12 (9~12 months) | |
|-------------------------------|-----|--------------------------------|----------------------------|--------------------------------|----------------------------|--------------------------------|----------------------------|
| | | Number of Eligible Individuals | Number of Actual Examinees | Number of Eligible Individuals | Number of Actual Examinees | Number of Eligible Individuals | Number of Actual Examinees |
| Uljin-gun | S.T | 2,667 | 1,147 | 382 | 168 | 366 | 162 |
| | M | 1,420 | 594 | 208 | 89 | 190 | 79 |
| | F | 1,247 | 553 | 174 | 79 | 176 | 83 |
| Ulleung-gun | S.T | 458 | 195 | 66 | 37 | 59 | 25 |
| | M | 242 | 104 | 35 | 22 | 35 | 16 |
| | F | 216 | 91 | 31 | 15 | 24 | 9 |
| Gyeongnam | S.T | 222,543 | 126,201 | 32,407 | 20,926 | 32,423 | 19,683 |
| | M | 114,957 | 65,182 | 16,631 | 10,875 | 16,751 | 10,182 |
| | F | 107,586 | 61,019 | 15,776 | 10,051 | 15,672 | 9,501 |
| Changwon-si Uichang-gu | S.T | 14,833 | 7,879 | 2,278 | 1,378 | 2,187 | 1,258 |
| | M | 7,626 | 4,051 | 1,178 | 710 | 1,146 | 657 |
| | F | 7,207 | 3,828 | 1,100 | 668 | 1,041 | 601 |
| Changwon-si Seongsan-gu | S.T | 17,924 | 9,858 | 2,789 | 1,723 | 2,794 | 1,685 |
| | M | 9,279 | 5,035 | 1,411 | 867 | 1,409 | 839 |
| | F | 8,645 | 4,823 | 1,378 | 856 | 1,385 | 846 |
| Changwon-si Masanhappo-gu | S.T | 9,772 | 5,250 | 1,501 | 931 | 1,529 | 897 |
| | M | 4,980 | 2,679 | 769 | 486 | 781 | 468 |
| | F | 4,792 | 2,571 | 732 | 445 | 748 | 429 |
| Changwon-si MasanHoewon-gu | S.T | 13,698 | 7,417 | 1,994 | 1,223 | 1,963 | 1,182 |
| | M | 7,161 | 3,892 | 1,007 | 642 | 1,047 | 637 |
| | F | 6,537 | 3,525 | 987 | 581 | 916 | 545 |
| Gwangju-si | S.T | 17,271 | 10,100 | 2,567 | 1,740 | 2,519 | 1,575 |
| | M | 8,936 | 5,245 | 1,321 | 929 | 1,304 | 820 |
| | F | 8,335 | 4,855 | 1,246 | 811 | 1,215 | 755 |
| Jinju-si | S.T | 20,043 | 11,022 | 2,868 | 2,022 | 2,876 | 1,770 |
| | M | 10,480 | 5,780 | 1,487 | 1,037 | 1,551 | 959 |
| | F | 9,563 | 5,242 | 1,381 | 985 | 1,325 | 811 |
| Tongyeong-si | S.T | 10,280 | 5,557 | 1,515 | 897 | 1,529 | 866 |
| | M | 5,242 | 2,885 | 770 | 479 | 760 | 449 |
| | F | 5,038 | 2,672 | 745 | 418 | 769 | 417 |
| Sacheon-si | S.T | 8,000 | 5,216 | 1,120 | 710 | 1,128 | 754 |
| | M | 4,144 | 2,735 | 579 | 376 | 595 | 397 |
| | F | 3,856 | 2,481 | 541 | 334 | 533 | 357 |
| Gimhae-si | S.T | 40,283 | 23,524 | 5,528 | 3,815 | 5,508 | 3,629 |
| | M | 20,558 | 11,966 | 2,780 | 1,927 | 2,766 | 1,823 |
| | F | 19,725 | 11,558 | 2,748 | 1,888 | 2,742 | 1,806 |
| Miryang-si | S.T | 4,692 | 2,855 | 609 | 390 | 631 | 373 |
| | M | 2,463 | 1,488 | 317 | 202 | 333 | 191 |
| | F | 2,229 | 1,367 | 292 | 188 | 298 | 182 |
| Geoje-si | S.T | 22,400 | 13,827 | 3,564 | 2,385 | 3,508 | 2,232 |
| | M | 11,620 | 7,206 | 1,869 | 1,284 | 1,807 | 1,160 |
| | F | 10,780 | 6,621 | 1,695 | 1,101 | 1,701 | 1,072 |

aX

X

Number of Examinees by District and Gender <Cont'd>

(Unit : Person)

| i pç j l X18~24 months) | | khç kn X30~36 months) | | l j ç l p (42~48 months) | | ni ç nh X54~60 months) | | nnç oi X66~71 months) | |
|--------------------------------|----------------------------|--------------------------------|----------------------------|--------------------------------|----------------------------|--------------------------------|----------------------------|--------------------------------|----------------------------|
| Number of Eligible Individuals | Number of Actual Examinees | Number of Eligible Individuals | Number of Actual Examinees | Number of Eligible Individuals | Number of Actual Examinees | Number of Eligible Individuals | Number of Actual Examinees | Number of Eligible Individuals | Number of Actual Examinees |
| 353 | 162 | 386 | 200 | 396 | 182 | 418 | 150 | 366 | 123 |
| 180 | 74 | 207 | 101 | 201 | 99 | 235 | 88 | 199 | 64 |
| 173 | 88 | 179 | 99 | 195 | 83 | 183 | 62 | 167 | 59 |
| 49 | 19 | 62 | 30 | 69 | 37 | 74 | 32 | 79 | 15 |
| 27 | 10 | 33 | 13 | 39 | 25 | 31 | 11 | 42 | 7 |
| 22 | 9 | 29 | 17 | 30 | 12 | 43 | 21 | 37 | 8 |
| 31,926 | 21,976 | 30,641 | 19,779 | 31,963 | 17,431 | 33,302 | 14,269 | 29,881 | 12,137 |
| 16,541 | 11,422 | 15,857 | 10,198 | 16,484 | 9,008 | 17,163 | 7,287 | 15,530 | 6,210 |
| 15,385 | 10,554 | 14,784 | 9,581 | 15,479 | 8,423 | 16,139 | 6,982 | 14,351 | 5,927 |
| 2,134 | 1,383 | 2,043 | 1,246 | 2,031 | 1,034 | 2,225 | 904 | 1,935 | 676 |
| 1,076 | 707 | 1,007 | 622 | 1,077 | 524 | 1,138 | 469 | 1,004 | 362 |
| 1,058 | 676 | 1,036 | 624 | 954 | 510 | 1,087 | 435 | 931 | 314 |
| 2,554 | 1,795 | 2,437 | 1,478 | 2,510 | 1,259 | 2,538 | 1,005 | 2,302 | 913 |
| 1,330 | 922 | 1,255 | 764 | 1,285 | 645 | 1,347 | 514 | 1,242 | 484 |
| 1,224 | 873 | 1,182 | 714 | 1,225 | 614 | 1,191 | 491 | 1,060 | 429 |
| 1,425 | 948 | 1,352 | 801 | 1,310 | 659 | 1,452 | 555 | 1,203 | 459 |
| 709 | 481 | 714 | 394 | 667 | 335 | 747 | 283 | 593 | 232 |
| 716 | 467 | 638 | 407 | 643 | 324 | 705 | 272 | 610 | 227 |
| 1,902 | 1,297 | 1,841 | 1,116 | 1,963 | 975 | 2,077 | 828 | 1,958 | 796 |
| 996 | 684 | 977 | 590 | 991 | 504 | 1,108 | 436 | 1,035 | 399 |
| 906 | 613 | 864 | 526 | 972 | 471 | 969 | 392 | 923 | 397 |
| 2,485 | 1,757 | 2,437 | 1,608 | 2,526 | 1,376 | 2,502 | 1,116 | 2,235 | 928 |
| 1,333 | 938 | 1,234 | 819 | 1,263 | 692 | 1,283 | 538 | 1,198 | 509 |
| 1,152 | 819 | 1,203 | 789 | 1,263 | 684 | 1,219 | 578 | 1,037 | 419 |
| 2,843 | 1,848 | 2,604 | 1,558 | 2,911 | 1,392 | 3,110 | 1,216 | 2,831 | 1,216 |
| 1,516 | 1,008 | 1,383 | 796 | 1,505 | 750 | 1,563 | 606 | 1,475 | 624 |
| 1,327 | 840 | 1,221 | 762 | 1,406 | 642 | 1,547 | 610 | 1,356 | 592 |
| 1,588 | 1,032 | 1,449 | 908 | 1,468 | 817 | 1,494 | 578 | 1,237 | 459 |
| 813 | 533 | 782 | 495 | 734 | 408 | 753 | 297 | 630 | 224 |
| 775 | 499 | 667 | 413 | 734 | 409 | 741 | 281 | 607 | 235 |
| 1,174 | 906 | 1,190 | 857 | 1,160 | 794 | 1,176 | 636 | 1,052 | 559 |
| 592 | 472 | 587 | 432 | 638 | 433 | 600 | 325 | 553 | 300 |
| 582 | 434 | 603 | 425 | 522 | 361 | 576 | 311 | 499 | 259 |
| 5,625 | 4,014 | 5,571 | 3,677 | 5,940 | 3,325 | 6,286 | 2,746 | 5,825 | 2,318 |
| 2,909 | 2,066 | 2,882 | 1,888 | 3,033 | 1,702 | 3,190 | 1,423 | 2,998 | 1,137 |
| 2,716 | 1,948 | 2,689 | 1,789 | 2,907 | 1,623 | 3,096 | 1,323 | 2,827 | 1,181 |
| 664 | 463 | 632 | 436 | 714 | 447 | 768 | 386 | 674 | 360 |
| 358 | 237 | 333 | 253 | 369 | 229 | 401 | 194 | 352 | 182 |
| 306 | 226 | 299 | 183 | 345 | 218 | 367 | 192 | 322 | 178 |
| 3,340 | 2,463 | 3,105 | 2,366 | 3,052 | 1,850 | 3,104 | 1,453 | 2,727 | 1,078 |
| 1,727 | 1,255 | 1,627 | 1,241 | 1,565 | 963 | 1,630 | 733 | 1,395 | 570 |
| 1,613 | 1,208 | 1,478 | 1,125 | 1,487 | 887 | 1,474 | 720 | 1,332 | 508 |

Note: Based on Resident Registration Address

Table IV-1

Statistics on Eligibility for Health Screenings for Infants and

| Division | | (Total) | | 1 ~ 4 (4~6 months) | | 9~12 (9~12 months) | |
|-----------------|-----|--------------------------------|----------------------------|--------------------------------|----------------------------|--------------------------------|----------------------------|
| | | Number of Eligible Individuals | Number of Actual Examinees | Number of Eligible Individuals | Number of Actual Examinees | Number of Eligible Individuals | Number of Actual Examinees |
| Yangsan-si | S.T | 20,145 | 11,794 | 2,933 | 2,062 | 2,955 | 1,879 |
| | M | 10,409 | 6,053 | 1,516 | 1,064 | 1,522 | 964 |
| | F | 9,736 | 5,741 | 1,417 | 998 | 1,433 | 915 |
| Uiryeong-gun | S.T | 1,259 | 633 | 189 | 109 | 196 | 96 |
| | M | 630 | 322 | 92 | 56 | 95 | 46 |
| | F | 629 | 311 | 97 | 53 | 101 | 50 |
| Haman-gun | S.T | 4,310 | 2,207 | 548 | 300 | 550 | 265 |
| | M | 2,187 | 1,106 | 259 | 145 | 264 | 128 |
| | F | 2,123 | 1,101 | 289 | 155 | 286 | 137 |
| Changnyeong-gun | S.T | 2,667 | 1,258 | 402 | 181 | 411 | 171 |
| | M | 1,395 | 672 | 208 | 102 | 206 | 90 |
| | F | 1,272 | 586 | 194 | 79 | 205 | 81 |
| Goseong-gun | S.T | 2,966 | 1,338 | 411 | 209 | 451 | 218 |
| | M | 1,560 | 694 | 213 | 99 | 252 | 122 |
| | F | 1,406 | 644 | 198 | 110 | 199 | 96 |
| Namhae-gun | S.T | 1,600 | 913 | 194 | 96 | 216 | 109 |
| | M | 852 | 480 | 106 | 57 | 125 | 56 |
| | F | 748 | 433 | 88 | 39 | 91 | 53 |
| Hadong-gun | S.T | 2,130 | 1,038 | 275 | 144 | 296 | 122 |
| | M | 1,108 | 532 | 152 | 81 | 160 | 62 |
| | F | 1,022 | 506 | 123 | 63 | 136 | 60 |
| Gwangju-si | S.T | 1,470 | 753 | 211 | 112 | 228 | 118 |
| | M | 795 | 412 | 124 | 67 | 132 | 72 |
| | F | 675 | 341 | 87 | 45 | 96 | 46 |
| Hamyang-gun | S.T | 1,867 | 964 | 216 | 110 | 227 | 119 |
| | M | 963 | 504 | 111 | 60 | 106 | 59 |
| | F | 904 | 460 | 105 | 50 | 121 | 60 |
| Geochang-gun | S.T | 3,041 | 1,936 | 426 | 278 | 441 | 243 |
| | M | 1,603 | 1,005 | 232 | 148 | 239 | 126 |
| | F | 1,438 | 931 | 194 | 130 | 202 | 117 |
| Hapcheon-gun | S.T | 1,892 | 862 | 269 | 111 | 280 | 122 |
| | M | 966 | 440 | 130 | 57 | 151 | 57 |
| | F | 926 | 422 | 139 | 54 | 129 | 65 |
| Jeju | S.T | 39,805 | 23,769 | 5,733 | 3,172 | 5,576 | 3,054 |
| | M | 20,527 | 12,174 | 2,951 | 1,643 | 2,866 | 1,571 |
| | F | 19,278 | 11,595 | 2,782 | 1,529 | 2,710 | 1,483 |
| Jeju-si | S.T | 30,274 | 17,935 | 4,406 | 2,482 | 4,217 | 2,336 |
| | M | 15,615 | 9,179 | 2,263 | 1,280 | 2,158 | 1,195 |
| | F | 14,659 | 8,756 | 2,143 | 1,202 | 2,059 | 1,141 |
| Seogwipo-si | S.T | 9,531 | 5,834 | 1,327 | 690 | 1,359 | 718 |
| | M | 4,912 | 2,995 | 688 | 363 | 708 | 376 |
| | F | 4,619 | 2,839 | 639 | 327 | 651 | 342 |

aX

X

Number of Examinees by District and Gender <Cont'd>

XX a
(Unit : Person)

| i pējl X18~24 months) | | khēkn X30~36 months) | | lj ēlp (42~48 months) | | nl ēnh X54~60 months) | | nnēoi X66~71 months) | |
|--------------------------------|----------------------------|--------------------------------|----------------------------|--------------------------------|----------------------------|--------------------------------|----------------------------|--------------------------------|----------------------------|
| Number of Eligible Individuals | Number of Actual Examinees | Number of Eligible Individuals | Number of Actual Examinees | Number of Eligible Individuals | Number of Actual Examinees | Number of Eligible Individuals | Number of Actual Examinees | Number of Eligible Individuals | Number of Actual Examinees |
| 2,836 | 2,015 | 2,702 | 1,766 | 2,970 | 1,666 | 3,037 | 1,293 | 2,712 | 1,113 |
| 1,448 | 1,031 | 1,383 | 899 | 1,565 | 859 | 1,564 | 668 | 1,411 | 568 |
| 1,388 | 984 | 1,319 | 867 | 1,405 | 807 | 1,473 | 625 | 1,301 | 545 |
| 179 | 119 | 195 | 99 | 179 | 93 | 180 | 75 | 141 | 42 |
| 84 | 64 | 105 | 55 | 92 | 45 | 85 | 37 | 77 | 19 |
| 95 | 55 | 90 | 44 | 87 | 48 | 95 | 38 | 64 | 23 |
| 629 | 376 | 646 | 387 | 676 | 345 | 655 | 291 | 606 | 243 |
| 324 | 194 | 334 | 207 | 349 | 163 | 338 | 154 | 319 | 115 |
| 305 | 182 | 312 | 180 | 327 | 182 | 317 | 137 | 287 | 128 |
| 373 | 231 | 371 | 198 | 354 | 193 | 399 | 157 | 357 | 127 |
| 184 | 124 | 201 | 100 | 184 | 106 | 215 | 79 | 197 | 71 |
| 189 | 107 | 170 | 98 | 170 | 87 | 184 | 78 | 160 | 56 |
| 462 | 254 | 428 | 229 | 441 | 211 | 385 | 120 | 388 | 97 |
| 233 | 117 | 223 | 121 | 229 | 120 | 215 | 65 | 195 | 50 |
| 229 | 137 | 205 | 108 | 212 | 91 | 170 | 55 | 193 | 47 |
| 251 | 164 | 206 | 152 | 256 | 140 | 251 | 137 | 226 | 115 |
| 131 | 89 | 116 | 77 | 134 | 81 | 126 | 63 | 114 | 57 |
| 120 | 75 | 90 | 75 | 122 | 59 | 125 | 74 | 112 | 58 |
| 320 | 201 | 293 | 172 | 309 | 146 | 337 | 139 | 300 | 114 |
| 174 | 112 | 133 | 79 | 164 | 75 | 170 | 65 | 155 | 58 |
| 146 | 89 | 160 | 93 | 145 | 71 | 167 | 74 | 145 | 56 |
| 203 | 117 | 182 | 117 | 204 | 92 | 225 | 108 | 217 | 89 |
| 105 | 61 | 99 | 65 | 116 | 49 | 115 | 58 | 104 | 40 |
| 98 | 56 | 83 | 52 | 88 | 43 | 110 | 50 | 113 | 49 |
| 287 | 175 | 253 | 164 | 276 | 160 | 308 | 134 | 300 | 102 |
| 157 | 101 | 127 | 76 | 139 | 79 | 170 | 77 | 153 | 52 |
| 130 | 74 | 126 | 88 | 137 | 81 | 138 | 57 | 147 | 50 |
| 421 | 295 | 422 | 294 | 434 | 296 | 488 | 275 | 409 | 255 |
| 230 | 162 | 219 | 148 | 229 | 158 | 251 | 141 | 203 | 122 |
| 191 | 133 | 203 | 146 | 205 | 138 | 237 | 134 | 206 | 133 |
| 231 | 123 | 282 | 150 | 279 | 161 | 305 | 117 | 246 | 78 |
| 112 | 64 | 136 | 77 | 156 | 88 | 154 | 62 | 127 | 35 |
| 119 | 59 | 146 | 73 | 123 | 73 | 151 | 55 | 119 | 43 |
| 5,619 | 4,056 | 5,393 | 3,747 | 5,679 | 3,620 | 6,092 | 3,513 | 5,713 | 2,607 |
| 2,903 | 2,104 | 2,804 | 1,907 | 2,890 | 1,830 | 3,135 | 1,795 | 2,978 | 1,324 |
| 2,716 | 1,952 | 2,589 | 1,840 | 2,789 | 1,790 | 2,957 | 1,718 | 2,735 | 1,283 |
| 4,277 | 3,011 | 4,075 | 2,822 | 4,293 | 2,718 | 4,647 | 2,648 | 4,359 | 1,918 |
| 2,209 | 1,549 | 2,135 | 1,443 | 2,197 | 1,379 | 2,409 | 1,369 | 2,244 | 964 |
| 2,068 | 1,462 | 1,940 | 1,379 | 2,096 | 1,339 | 2,238 | 1,279 | 2,115 | 954 |
| 1,342 | 1,045 | 1,318 | 925 | 1,386 | 902 | 1,445 | 865 | 1,354 | 689 |
| 694 | 555 | 669 | 464 | 693 | 451 | 726 | 426 | 734 | 360 |
| 648 | 490 | 649 | 461 | 693 | 451 | 719 | 439 | 620 | 329 |

Note: Based on Resident Registration Address

| Division | | | | (Total) | | | l 4 n X4~6 | |
|-------------------------------------|------------------------------|--------|------------------------------|------------------|----------------|----------------|----------------|----------------|
| | | | | Total | Male | Female | Total | Male |
| XXXXX(Examinees) | | | | 1,773,480 | 913,377 | 860,103 | 296,333 | 152,990 |
| Physical measurements | Height | XXXXXX | Good | 1,738,700 | 895,783 | 842,917 | 290,799 | 150,047 |
| | | XXXXXX | Requires detailed Assessment | 34,748 | 17,577 | 17,171 | 5,530 | 2,940 |
| | | XXXXXX | Other | 32 | 17 | 15 | 4 | 3 |
| | Weight | XXXXXX | Good | 1,711,045 | 880,963 | 830,082 | 285,444 | 147,208 |
| | | XXXXXX | Requires detailed Assessment | 62,365 | 32,375 | 29,990 | 10,882 | 5,778 |
| | | XXXXXX | Other | 70 | 39 | 31 | 7 | 4 |
| | Head circumference | XXXXXX | Good | 1,743,189 | 897,158 | 846,031 | 292,779 | 150,877 |
| | | XXXXXX | Requires detailed Assessment | 30,197 | 16,171 | 14,026 | 3,546 | 2,111 |
| | | XXXXXX | Other | 94 | 48 | 46 | 8 | 2 |
| Physical examination findings | General physical condition | XXXXXX | Good | 1,772,734 | 912,971 | 859,763 | 296,274 | 152,963 |
| | | XXXXXX | Abnormal | 725 | 397 | 328 | 55 | 25 |
| | | XXXXXX | Other | 21 | 9 | 12 | 4 | 2 |
| | g Head/ Fonticulus | XXXXXX | Good | 1,772,655 | 912,906 | 859,749 | 296,096 | 152,836 |
| | | XXXXXX | Abnormal | 804 | 462 | 342 | 233 | 152 |
| | | XXXXXX | Other | 21 | 9 | 12 | 4 | 2 |
| | Face | XXXXXX | Good | 1,773,091 | 913,168 | 859,923 | 296,263 | 152,954 |
| | | XXXXXX | Abnormal | 368 | 200 | 168 | 66 | 34 |
| | | XXXXXX | Other | 21 | 9 | 12 | 4 | 2 |
| | Eyes | XXXXXX | Good | 1,769,781 | 911,462 | 858,319 | 295,864 | 152,727 |
| | | XXXXXX | Abnormal | 3,677 | 1,905 | 1,772 | 465 | 261 |
| | | XXXXXX | Other | 22 | 10 | 12 | 4 | 2 |
| | Nose | XXXXXX | Good | 1,769,261 | 911,133 | 858,128 | 296,028 | 152,820 |
| | | XXXXXX | Abnormal | 4,197 | 2,234 | 1,963 | 301 | 168 |
| | | XXXXXX | Other | 22 | 10 | 12 | 4 | 2 |
| | Ears | XXXXXX | Good | 1,768,812 | 910,821 | 857,991 | 295,629 | 152,602 |
| | | XXXXXX | Abnormal | 4,646 | 2,546 | 2,100 | 700 | 386 |
| | | XXXXXX | Other | 22 | 10 | 12 | 4 | 2 |
| | dX Oral cavity, Throat | XXXXXX | Good | 1,770,281 | 911,653 | 858,628 | 295,950 | 152,792 |
| | | XXXXXX | Abnormal | 3,177 | 1,714 | 1,463 | 379 | 196 |
| | | XXXXXX | Other | 22 | 10 | 12 | 4 | 2 |

Its of Health Screening for Infants

XX a
(Unit : Person)

| months) | X9~12 months) | | | X18~24 months) | | |
|---------|---------------|---------|---------|----------------|---------|---------|
| Female | Total | Male | Female | Total | Male | Female |
| 143,343 | 279,252 | 143,927 | 135,325 | 312,853 | 161,661 | 151,192 |
| 140,752 | 274,184 | 141,281 | 132,903 | 307,891 | 159,270 | 148,621 |
| 2,590 | 5,066 | 2,646 | 2,420 | 4,956 | 2,387 | 2,569 |
| 1 | 2 | - | 2 | 6 | 4 | 2 |
| 138,236 | 270,857 | 139,521 | 131,336 | 303,730 | 156,840 | 146,890 |
| 5,104 | 8,392 | 4,406 | 3,986 | 9,120 | 4,819 | 4,301 |
| 3 | 3 | - | 3 | 3 | 2 | 1 |
| 141,902 | 275,148 | 141,410 | 133,738 | 307,817 | 159,067 | 148,750 |
| 1,435 | 4,052 | 2,487 | 1,565 | 5,029 | 2,590 | 2,439 |
| 6 | 52 | 30 | 22 | 7 | 4 | 3 |
| 143,311 | 279,153 | 143,874 | 135,279 | 312,723 | 161,589 | 151,134 |
| 30 | 96 | 52 | 44 | 123 | 70 | 53 |
| 2 | 3 | 1 | 2 | 7 | 2 | 5 |
| 143,260 | 279,017 | 143,799 | 135,218 | 312,720 | 161,594 | 151,126 |
| 81 | 232 | 127 | 105 | 126 | 65 | 61 |
| 2 | 3 | 1 | 2 | 7 | 2 | 5 |
| 143,309 | 279,179 | 143,891 | 135,288 | 312,796 | 161,629 | 151,167 |
| 32 | 70 | 35 | 35 | 50 | 30 | 20 |
| 2 | 3 | 1 | 2 | 7 | 2 | 5 |
| 143,137 | 278,786 | 143,661 | 135,125 | 312,337 | 161,395 | 150,942 |
| 204 | 463 | 265 | 198 | 508 | 263 | 245 |
| 2 | 3 | 1 | 2 | 8 | 3 | 5 |
| 143,208 | 278,768 | 143,662 | 135,106 | 312,055 | 161,248 | 150,807 |
| 133 | 481 | 264 | 217 | 790 | 410 | 380 |
| 2 | 3 | 1 | 2 | 8 | 3 | 5 |
| 143,027 | 278,349 | 143,415 | 134,934 | 311,736 | 161,058 | 150,678 |
| 314 | 900 | 511 | 389 | 1,109 | 600 | 509 |
| 2 | 3 | 1 | 2 | 8 | 3 | 5 |
| 143,158 | 278,874 | 143,735 | 135,139 | 312,390 | 161,415 | 150,975 |
| 183 | 375 | 191 | 184 | 455 | 243 | 212 |
| 2 | 3 | 1 | 2 | 8 | 3 | 5 |

제 IV-2 표
Table IV-2

Statistics on Resu

| | | | | kh ₂ kn X30~36 months) | | | | |
|-------------------------------------|----------------------------------|---------|---------------------------------|-----------------------------------|---------|---------|---------|---------|
| Division | | | | Total | Male | Female | Total | Male |
| X X X(Examinees) | | | | 278,118 | 143,092 | 135,026 | 240,483 | 123,724 |
| Physical measureme nts | Height | X X X X | Good | 274,970 | 141,570 | 133,400 | 235,551 | 121,229 |
| | | | Requires detailed Assessment | 3,137 | 1,517 | 1,620 | 4,931 | 2,494 |
| | | X X X X | Other | 11 | 5 | 6 | 1 | 1 |
| | Weight | X X X X | Good | 269,601 | 138,558 | 131,043 | 231,891 | 119,424 |
| | | | Requires detailed Assessment | 8,489 | 4,520 | 3,969 | 8,581 | 4,291 |
| | | X X X X | Other | 28 | 14 | 14 | 11 | 9 |
| | Head circumfer- ence | X X X X | Good | 273,065 | 140,573 | 132,492 | 235,692 | 121,330 |
| | | | Requires detailed Assessment | 5,042 | 2,515 | 2,527 | 4,787 | 2,391 |
| | | X X X X | Other | 11 | 4 | 7 | 4 | 3 |
| | General physical condition | X X X X | Good | 278,013 | 143,025 | 134,988 | 240,353 | 123,658 |
| | | X X X X | Abnormal | 102 | 66 | 36 | 129 | 65 |
| | | X X X X | Other | 3 | 1 | 2 | 1 | 1 |
| | g Head/ Fonticulus | X X X X | Good | 278,058 | 143,061 | 134,997 | 240,422 | 123,694 |
| | | X X X X | Abnormal | 57 | 30 | 27 | 60 | 29 |
| | | X X X X | Other | 3 | 1 | 2 | 1 | 1 |
| Physical examination findings | Face "i • i □ | X X X X | Good | 278,074 | 143,065 | 135,009 | 240,444 | 123,706 |
| | | X X X X | Abnormal | 41 | 26 | 15 | 38 | 17 |
| | | X X X X | Other | 3 | 1 | 2 | 1 | 1 |
| | | X X X X | Good | 277,506 | 142,809 | 134,697 | 239,863 | 123,408 |
| | | X X X X | Abnormal | 609 | 282 | 327 | 619 | 315 |
| | | X X X X | Other | 3 | 1 | 2 | 1 | 1 |
| | | X X X X | Good | 277,333 | 142,679 | 134,654 | 239,756 | 123,338 |
| | | X X X X | Abnormal | 782 | 412 | 370 | 726 | 385 |
| | | X X X X | Other | 3 | 1 | 2 | 1 | 1 |
| | Ears | X X X X | Good | 277,289 | 142,626 | 134,663 | 239,860 | 123,411 |
| | | X X X X | Abnormal | 826 | 465 | 361 | 622 | 312 |
| | | X X X X | Other | 3 | 1 | 2 | 1 | 1 |
| | dX Oral cavity, Throat | X X X X | Good | 277,594 | 142,799 | 134,795 | 239,916 | 123,402 |
| | | X X X X | Abnormal | 521 | 292 | 229 | 566 | 321 |
| | | X X X X | Other | 3 | 1 | 2 | 1 | 1 |

Its of Health Screening for Infants <Cont'd>

(Unit : Person)

| months) | ml 6 nh X54~60 months) | | | nn6 oi X66~71 months) | | |
|----------------|------------------------|----------------|---------------|-----------------------|---------------|---------------|
| Female | Total | Male | Female | Total | Male | Female |
| 116,759 | 202,977 | 103,982 | 98,995 | 163,464 | 84,001 | 79,463 |
| 114,322 | 197,144 | 101,087 | 96,057 | 158,161 | 81,299 | 76,862 |
| 2,437 | 5,826 | 2,891 | 2,935 | 5,302 | 2,702 | 2,600 |
| - | 7 | 4 | 3 | 1 | - | 1 |
| 112,467 | 193,977 | 99,523 | 94,454 | 155,545 | 79,889 | 75,656 |
| 4,290 | 8,988 | 4,453 | 4,535 | 7,913 | 4,108 | 3,805 |
| 2 | 12 | 6 | 6 | 6 | 4 | 2 |
| 114,362 | 198,959 | 101,861 | 97,098 | 159,729 | 82,040 | 77,689 |
| 2,396 | 4,010 | 2,118 | 1,892 | 3,731 | 1,959 | 1,772 |
| 1 | 8 | 3 | 5 | 4 | 2 | 2 |
| 116,695 | 202,855 | 103,917 | 98,938 | 163,363 | 83,945 | 79,418 |
| 64 | 122 | 65 | 57 | 98 | 54 | 44 |
| - | - | - | - | 3 | 2 | 1 |
| 116,728 | 202,913 | 103,945 | 98,968 | 163,429 | 83,977 | 79,452 |
| 31 | 64 | 37 | 27 | 32 | 22 | 10 |
| - | - | - | - | 3 | 2 | 1 |
| 116,738 | 202,917 | 103,952 | 98,965 | 163,418 | 83,971 | 79,447 |
| 21 | 60 | 30 | 30 | 43 | 28 | 15 |
| - | - | - | - | 3 | 2 | 1 |
| 116,455 | 202,396 | 103,683 | 98,713 | 163,029 | 83,779 | 79,250 |
| 304 | 581 | 299 | 282 | 432 | 220 | 212 |
| - | - | - | - | 3 | 2 | 1 |
| 116,418 | 202,332 | 103,643 | 98,689 | 162,989 | 83,743 | 79,246 |
| 341 | 645 | 339 | 306 | 472 | 256 | 216 |
| - | - | - | - | 3 | 2 | 1 |
| 116,449 | 202,556 | 103,742 | 98,814 | 163,393 | 83,967 | 79,426 |
| 310 | 421 | 240 | 181 | 68 | 32 | 36 |
| - | - | - | - | 3 | 2 | 1 |
| 116,514 | 202,487 | 103,729 | 98,758 | 163,070 | 83,781 | 79,289 |
| 245 | 490 | 253 | 237 | 391 | 218 | 173 |
| - | - | - | - | 3 | 2 | 1 |

제 IV-2 표
Table IV-2

Statistics on Resu

| Division | | | | (Total) | | | l 2 n X4~6 | |
|--------------------------------|---------------------|--------|--------------------------------|-----------|---------|---------|------------|---------|
| | | | | Total | Male | Female | Total | Male |
| Physical examination findings | Lung | XXXXXX | Good | 1,772,391 | 912,741 | 859,650 | 296,177 | 152,893 |
| | | XXXXXX | Abnormal | 1,067 | 626 | 441 | 152 | 95 |
| | | XXXXXX | Other | 22 | 10 | 12 | 4 | 2 |
| | Heart | XXXXXX | Good | 1,770,303 | 911,805 | 858,498 | 295,467 | 152,590 |
| | | XXXXXX | Abnormal | 3,155 | 1,562 | 1,593 | 862 | 398 |
| | | XXXXXX | Other | 22 | 10 | 12 | 4 | 2 |
| | Abdomen | XXXXXX | Good | 1,772,552 | 912,918 | 859,634 | 296,208 | 152,921 |
| | | XXXXXX | Abnormal | 906 | 449 | 457 | 121 | 67 |
| | | XXXXXX | Other | 22 | 10 | 12 | 4 | 2 |
| | Reproductive Organs | XXXXXX | Good | 1,769,845 | 910,351 | 859,494 | 295,129 | 152,012 |
| | | XXXXXX | Abnormal | 3,613 | 3,016 | 597 | 1,200 | 976 |
| | | XXXXXX | Other | 22 | 10 | 12 | 4 | 2 |
| | Limbs | XXXXXX | Good | 1,770,763 | 912,148 | 858,615 | 295,148 | 152,536 |
| | | XXXXXX | Abnormal | 2,695 | 1,219 | 1,476 | 1,181 | 452 |
| | | XXXXXX | Other | 22 | 10 | 12 | 4 | 2 |
| | Spine | XXXXXX | Good | 1,773,016 | 913,146 | 859,870 | 296,228 | 152,940 |
| | | XXXXXX | Abnormal | 440 | 221 | 219 | 100 | 48 |
| | | XXXXXX | Other | 24 | 10 | 14 | 5 | 2 |
| | Nerves | XXXXXX | Good | 1,773,104 | 913,168 | 859,936 | 296,280 | 152,958 |
| | | XXXXXX | Abnormal | 352 | 199 | 153 | 48 | 30 |
| | | XXXXXX | Other | 24 | 10 | 14 | 5 | 2 |
| | Skin | XXXXXX | Good | 1,765,778 | 909,178 | 856,600 | 294,110 | 151,624 |
| | | XXXXXX | Abnormal | 7,665 | 4,181 | 3,484 | 2,215 | 1,362 |
| | | XXXXXX | Other | 37 | 18 | 19 | 8 | 4 |
| Visual Acuity | | XXXXXX | Good | 1,747,754 | 899,601 | 848,153 | 292,868 | 151,142 |
| | | | Requires detailed Assessment | 25,637 | 13,731 | 11,906 | 3,430 | 1,830 |
| | | XXXXXX | Other | 89 | 45 | 44 | 35 | 18 |
| XXXXXX Hearing | | XXXXXX | Good | 1,743,174 | 895,334 | 847,840 | 291,783 | 150,627 |
| | | | Requires detailed Assessment | 30,198 | 17,987 | 12,211 | 4,513 | 2,344 |
| | | XXXXXX | Other | 108 | 56 | 52 | 37 | 19 |
| Development assessment results | | XXXXXX | Good | 1,427,982 | 728,159 | 699,823 | — | — |
| | | XXXXXX | Requires follow-up Examination | 31,654 | 20,597 | 11,057 | — | — |
| | | | Requires detailed Assessment | 12,686 | 8,619 | 4,067 | — | — |
| | | | Requires Continued Care | 3,704 | 2,416 | 1,288 | — | — |
| | | XXXXXX | Other | 1,121 | 596 | 525 | — | — |

Its of Health Screening for Infants <Cont'd>

XX a
(Unit : Person)

| months) | qç i j X9~12 months) | | | i pç j l X18~24 months) | | |
|---------|----------------------|---------|---------|-------------------------|---------|---------|
| Female | Total | Male | Female | Total | Male | Female |
| 143,284 | 279,066 | 143,812 | 135,254 | 312,599 | 161,517 | 151,082 |
| 57 | 183 | 114 | 69 | 246 | 141 | 105 |
| 2 | 3 | 1 | 2 | 8 | 3 | 5 |
| 142,877 | 278,610 | 143,612 | 134,998 | 312,360 | 161,420 | 150,940 |
| 464 | 639 | 314 | 325 | 485 | 238 | 247 |
| 2 | 3 | 1 | 2 | 8 | 3 | 5 |
| 143,287 | 279,141 | 143,867 | 135,274 | 312,674 | 161,571 | 151,103 |
| 54 | 108 | 59 | 49 | 171 | 87 | 84 |
| 2 | 3 | 1 | 2 | 8 | 3 | 5 |
| 143,117 | 278,427 | 143,239 | 135,188 | 312,232 | 161,135 | 151,097 |
| 224 | 822 | 687 | 135 | 613 | 523 | 90 |
| 2 | 3 | 1 | 2 | 8 | 3 | 5 |
| 142,612 | 278,830 | 143,750 | 135,080 | 312,554 | 161,511 | 151,043 |
| 729 | 419 | 176 | 243 | 291 | 147 | 144 |
| 2 | 3 | 1 | 2 | 8 | 3 | 5 |
| 143,288 | 279,164 | 143,881 | 135,283 | 312,786 | 161,633 | 151,153 |
| 52 | 84 | 45 | 39 | 59 | 25 | 34 |
| 3 | 4 | 1 | 3 | 8 | 3 | 5 |
| 143,322 | 279,204 | 143,898 | 135,306 | 312,797 | 161,635 | 151,162 |
| 18 | 44 | 28 | 16 | 48 | 23 | 25 |
| 3 | 4 | 1 | 3 | 8 | 3 | 5 |
| 142,486 | 277,830 | 143,104 | 134,726 | 311,757 | 161,098 | 150,659 |
| 853 | 1,415 | 820 | 595 | 1,086 | 559 | 527 |
| 4 | 7 | 3 | 4 | 10 | 4 | 6 |
| 141,726 | 278,058 | 143,258 | 134,800 | 308,742 | 159,493 | 149,249 |
| 1,600 | 1,182 | 663 | 519 | 4,103 | 2,165 | 1,938 |
| 17 | 12 | 6 | 6 | 8 | 3 | 5 |
| 141,156 | 277,147 | 142,680 | 134,467 | 307,035 | 157,843 | 149,192 |
| 2,169 | 2,090 | 1,239 | 851 | 5,809 | 3,815 | 1,994 |
| 18 | 15 | 8 | 7 | 9 | 3 | 6 |
| - | 267,512 | 137,147 | 130,365 | 300,495 | 153,533 | 146,962 |
| - | 8,789 | 5,116 | 3,673 | 8,661 | 5,681 | 2,980 |
| - | 2,261 | 1,280 | 981 | 2,903 | 1,963 | 940 |
| - | 507 | 288 | 219 | 662 | 413 | 249 |
| - | 183 | 96 | 87 | 132 | 71 | 61 |

제 IV-2 표
Table IV-2

Statistics on Resu

Its of Health Screening for Infants <Cont'd>

XX a
(Unit : Person)

| months) | nl ĸ nh X54~60 months) | | | nnĸ oi X66~71 months) | | |
|---------|------------------------|---------|--------|-----------------------|--------|--------|
| Female | Total | Male | Female | Total | Male | Female |
| 116,698 | 202,876 | 103,928 | 98,948 | 163,402 | 83,966 | 79,436 |
| 61 | 101 | 54 | 47 | 59 | 33 | 26 |
| - | - | - | - | 3 | 2 | 1 |
| 116,603 | 202,712 | 103,851 | 98,861 | 163,289 | 83,905 | 79,384 |
| 156 | 265 | 131 | 134 | 172 | 94 | 78 |
| - | - | - | - | 3 | 2 | 1 |
| 116,690 | 202,847 | 103,922 | 98,925 | 163,384 | 83,968 | 79,416 |
| 69 | 130 | 60 | 70 | 77 | 31 | 46 |
| - | - | - | - | 3 | 2 | 1 |
| 116,709 | 202,767 | 103,809 | 98,958 | 163,337 | 83,896 | 79,441 |
| 50 | 210 | 173 | 37 | 124 | 103 | 21 |
| - | - | - | - | 3 | 2 | 1 |
| 116,652 | 202,788 | 103,871 | 98,917 | 163,303 | 83,909 | 79,394 |
| 107 | 189 | 111 | 78 | 158 | 90 | 68 |
| - | - | - | - | 3 | 2 | 1 |
| 116,727 | 202,923 | 103,950 | 98,973 | 163,416 | 83,974 | 79,442 |
| 32 | 54 | 32 | 22 | 45 | 25 | 20 |
| - | - | - | - | 3 | 2 | 1 |
| 116,735 | 202,918 | 103,949 | 98,969 | 163,410 | 83,970 | 79,440 |
| 24 | 59 | 33 | 26 | 51 | 29 | 22 |
| - | - | - | - | 3 | 2 | 1 |
| 116,356 | 202,287 | 103,664 | 98,623 | 162,898 | 83,736 | 79,162 |
| 402 | 689 | 318 | 371 | 563 | 263 | 300 |
| 1 | 1 | - | 1 | 3 | 2 | 1 |
| 114,657 | 198,663 | 101,695 | 96,968 | 159,928 | 82,070 | 77,858 |
| 2,098 | 4,308 | 2,283 | 2,025 | 3,530 | 1,929 | 1,601 |
| 4 | 6 | 4 | 2 | 6 | 2 | 4 |
| 114,551 | 198,422 | 101,363 | 97,059 | 160,650 | 82,389 | 78,261 |
| 2,205 | 4,546 | 2,613 | 1,933 | 2,806 | 1,609 | 1,197 |
| 3 | 9 | 6 | 3 | 8 | 3 | 5 |
| 114,705 | 198,998 | 101,304 | 97,694 | 160,679 | 82,380 | 78,299 |
| 1,228 | 2,059 | 1,369 | 690 | 976 | 532 | 444 |
| 557 | 1,216 | 851 | 365 | 818 | 497 | 321 |
| 207 | 583 | 390 | 193 | 558 | 368 | 190 |
| 62 | 121 | 68 | 53 | 433 | 224 | 209 |

Table IV-3

Statistics on Comprehensive Diagnoses Based on Health

| Division | | (Total) | | | | l ç n X4~6 | | |
|------------|-------|-----------|-----------|---------|------------------------------|------------|---------|---------|
| | | Total | Good | Caution | Requires Detailed Assessment | Total | Good | Caution |
| Total | Total | 1,773,480 | 1,633,660 | 81,784 | 58,036 | 296,333 | 280,571 | 10,881 |
| | M | 913,377 | 836,323 | 44,522 | 32,532 | 152,990 | 144,769 | 5,685 |
| | F | 860,103 | 797,337 | 37,262 | 25,504 | 143,343 | 135,802 | 5,196 |
| Seoul | S.T | 321,780 | 292,176 | 16,712 | 12,892 | 55,646 | 52,030 | 2,438 |
| | M | 165,357 | 149,039 | 9,120 | 7,198 | 28,849 | 26,973 | 1,272 |
| | F | 156,423 | 143,137 | 7,592 | 5,694 | 26,797 | 25,057 | 1,166 |
| Busan | S.T | 110,442 | 102,183 | 4,807 | 3,452 | 18,246 | 17,056 | 916 |
| | M | 56,737 | 52,174 | 2,583 | 1,980 | 9,472 | 8,861 | 460 |
| | F | 53,705 | 50,009 | 2,224 | 1,472 | 8,774 | 8,195 | 456 |
| Daegu | S.T | 69,390 | 62,751 | 4,094 | 2,545 | 12,907 | 12,115 | 568 |
| | M | 35,848 | 32,220 | 2,225 | 1,403 | 6,626 | 6,199 | 309 |
| | F | 33,542 | 30,531 | 1,869 | 1,142 | 6,281 | 5,916 | 259 |
| Incheon | S.T | 105,866 | 98,462 | 4,064 | 3,340 | 17,503 | 16,715 | 485 |
| | M | 54,611 | 50,510 | 2,247 | 1,854 | 9,026 | 8,621 | 248 |
| | F | 51,255 | 47,952 | 1,817 | 1,486 | 8,477 | 8,094 | 237 |
| Gwangju | S.T | 49,711 | 46,535 | 2,184 | 992 | 8,133 | 7,864 | 214 |
| | M | 25,574 | 23,789 | 1,214 | 571 | 4,161 | 4,028 | 105 |
| | F | 24,137 | 22,746 | 970 | 421 | 3,972 | 3,836 | 109 |
| Daejeon | S.T | 57,731 | 55,231 | 1,372 | 1,128 | 9,466 | 9,235 | 176 |
| | M | 29,932 | 28,548 | 740 | 644 | 4,938 | 4,808 | 108 |
| | F | 27,799 | 26,683 | 632 | 484 | 4,528 | 4,427 | 68 |
| Gwangju-si | S.T | 46,140 | 43,150 | 1,769 | 1,221 | 8,028 | 7,745 | 188 |
| | M | 23,935 | 22,255 | 990 | 690 | 4,165 | 4,008 | 110 |
| | F | 22,205 | 20,895 | 779 | 531 | 3,863 | 3,737 | 78 |
| Sejong | S.T | 3,610 | 3,363 | 153 | 94 | 587 | 548 | 37 |
| | M | 1,806 | 1,682 | 75 | 49 | 317 | 297 | 20 |
| | F | 1,804 | 1,681 | 78 | 45 | 270 | 251 | 17 |
| Gyeonggi | S.T | 487,164 | 450,756 | 20,430 | 15,978 | 81,263 | 77,572 | 2,427 |
| | M | 250,534 | 230,578 | 11,104 | 8,852 | 41,877 | 40,009 | 1,221 |
| | F | 236,630 | 220,178 | 9,326 | 7,126 | 39,386 | 37,563 | 1,206 |
| Gangwon | S.T | 46,977 | 42,878 | 1,887 | 2,212 | 7,171 | 6,728 | 204 |
| | M | 24,228 | 21,927 | 1,066 | 1,235 | 3,718 | 3,473 | 109 |
| | F | 22,749 | 20,951 | 821 | 977 | 3,453 | 3,255 | 95 |
| Chungbuk | S.T | 55,641 | 51,942 | 2,165 | 1,534 | 8,685 | 8,283 | 309 |
| | M | 28,589 | 26,555 | 1,179 | 855 | 4,409 | 4,191 | 169 |
| | F | 27,052 | 25,387 | 986 | 679 | 4,276 | 4,092 | 140 |
| Chungnam | S.T | 69,120 | 64,558 | 2,509 | 2,053 | 12,003 | 11,565 | 293 |
| | M | 35,853 | 33,282 | 1,380 | 1,191 | 6,236 | 6,007 | 152 |
| | F | 33,267 | 31,276 | 1,129 | 862 | 5,767 | 5,558 | 141 |
| Jeonbuk | S.T | 59,185 | 55,242 | 2,754 | 1,189 | 9,565 | 9,156 | 332 |
| | M | 30,486 | 28,310 | 1,485 | 691 | 4,955 | 4,738 | 180 |
| | F | 28,699 | 26,932 | 1,269 | 498 | 4,610 | 4,418 | 152 |
| Jeonnam | S.T | 58,926 | 54,738 | 2,722 | 1,466 | 8,566 | 8,182 | 276 |
| | M | 30,140 | 27,887 | 1,452 | 801 | 4,275 | 4,086 | 139 |
| | F | 28,786 | 26,851 | 1,270 | 665 | 4,291 | 4,096 | 137 |

aX

X

Screenings for Infants and by District and Gender

XX a
(Unit : Person)

| months) | q l j X9~12 months) | | | | i p l j l X18~24 months) | | | |
|------------------------------------|---------------------|----------------|---------------|------------------------------------|--------------------------|----------------|---------------|------------------------------------|
| Requires Detailed Assessment | Total | Good | Caution | Requires Detailed Assessment | Total | Good | Caution | Requires Detailed Assessment |
| 4,881 | 279,252 | 260,659 | 12,536 | 6,057 | 312,853 | 290,767 | 14,241 | 7,845 |
| 2,536 | 143,927 | 133,760 | 6,829 | 3,338 | 161,661 | 149,035 | 8,105 | 4,521 |
| 2,345 | 135,325 | 126,899 | 5,707 | 2,719 | 151,192 | 141,732 | 6,136 | 3,324 |
| 1,178 | 52,841 | 48,856 | 2,629 | 1,356 | 57,932 | 53,243 | 2,935 | 1,754 |
| 604 | 27,188 | 25,041 | 1,421 | 726 | 29,861 | 27,173 | 1,682 | 1,006 |
| 574 | 25,653 | 23,815 | 1,208 | 630 | 28,071 | 26,070 | 1,253 | 748 |
| 274 | 17,129 | 16,032 | 672 | 425 | 19,177 | 17,951 | 751 | 475 |
| 151 | 8,772 | 8,194 | 341 | 237 | 9,820 | 9,115 | 450 | 255 |
| 123 | 8,357 | 7,838 | 331 | 188 | 9,357 | 8,836 | 301 | 220 |
| 224 | 12,155 | 11,130 | 684 | 341 | 12,780 | 11,597 | 811 | 372 |
| 118 | 6,259 | 5,698 | 380 | 181 | 6,685 | 6,034 | 443 | 208 |
| 106 | 5,896 | 5,432 | 304 | 160 | 6,095 | 5,563 | 368 | 164 |
| 303 | 16,138 | 15,196 | 565 | 377 | 18,259 | 17,111 | 695 | 453 |
| 157 | 8,385 | 7,869 | 314 | 202 | 9,438 | 8,800 | 389 | 249 |
| 146 | 7,753 | 7,327 | 251 | 175 | 8,821 | 8,311 | 306 | 204 |
| 55 | 7,658 | 7,236 | 323 | 99 | 8,845 | 8,304 | 417 | 124 |
| 28 | 3,917 | 3,694 | 170 | 53 | 4,596 | 4,265 | 250 | 81 |
| 27 | 3,741 | 3,542 | 153 | 46 | 4,249 | 4,039 | 167 | 43 |
| 55 | 8,785 | 8,482 | 199 | 104 | 10,050 | 9,681 | 219 | 150 |
| 22 | 4,536 | 4,371 | 99 | 66 | 5,213 | 4,997 | 126 | 90 |
| 33 | 4,249 | 4,111 | 100 | 38 | 4,837 | 4,684 | 93 | 60 |
| 95 | 7,536 | 7,167 | 246 | 123 | 8,352 | 7,915 | 289 | 148 |
| 47 | 3,884 | 3,655 | 159 | 70 | 4,283 | 4,022 | 167 | 94 |
| 48 | 3,652 | 3,512 | 87 | 53 | 4,069 | 3,893 | 122 | 54 |
| 2 | 540 | 517 | 15 | 8 | 618 | 590 | 23 | 5 |
| – | 275 | 262 | 10 | 3 | 272 | 260 | 10 | 2 |
| 2 | 265 | 255 | 5 | 5 | 346 | 330 | 13 | 3 |
| 1,264 | 77,367 | 72,483 | 3,263 | 1,621 | 86,086 | 80,231 | 3,657 | 2,198 |
| 647 | 39,866 | 37,188 | 1,785 | 893 | 44,426 | 41,054 | 2,073 | 1,299 |
| 617 | 37,501 | 35,295 | 1,478 | 728 | 41,660 | 39,177 | 1,584 | 899 |
| 239 | 6,805 | 6,334 | 269 | 202 | 7,821 | 7,253 | 289 | 279 |
| 136 | 3,514 | 3,239 | 153 | 122 | 4,050 | 3,718 | 178 | 154 |
| 103 | 3,291 | 3,095 | 116 | 80 | 3,771 | 3,535 | 111 | 125 |
| 93 | 8,189 | 7,680 | 367 | 142 | 9,363 | 8,773 | 382 | 208 |
| 49 | 4,157 | 3,884 | 192 | 81 | 4,833 | 4,507 | 212 | 114 |
| 44 | 4,032 | 3,796 | 175 | 61 | 4,530 | 4,266 | 170 | 94 |
| 145 | 11,223 | 10,665 | 372 | 186 | 12,672 | 11,932 | 459 | 281 |
| 77 | 5,939 | 5,621 | 206 | 112 | 6,598 | 6,168 | 263 | 167 |
| 68 | 5,284 | 5,044 | 166 | 74 | 6,074 | 5,764 | 196 | 114 |
| 77 | 8,778 | 8,272 | 397 | 109 | 10,387 | 9,735 | 514 | 138 |
| 37 | 4,471 | 4,210 | 206 | 55 | 5,391 | 5,009 | 295 | 87 |
| 40 | 4,307 | 4,062 | 191 | 54 | 4,996 | 4,726 | 219 | 51 |
| 108 | 8,109 | 7,667 | 331 | 111 | 9,946 | 9,276 | 464 | 206 |
| 50 | 4,115 | 3,867 | 191 | 57 | 5,094 | 4,741 | 247 | 106 |
| 58 | 3,994 | 3,800 | 140 | 54 | 4,852 | 4,535 | 217 | 100 |

Note: Based on Resident Registration Address

제 IV-3 표
Table IV-3

Ü Ü
Statistics on Comprehensive Diagnoses Based on Health

| | Total | Good | Caution | Requires Detailed Assessment | Total | Good | Caution |
|-------|---------|------|---------|------------------------------------|-------|------|---------|
| Total | 278,118 | | | | | | |

Screenings for Infants and by District and Gender <Cont'd>

XX a
(Unit : Person)

| months) | ml 2 nh (54~60 months) | | | | nn2 oi X66~71 months) | | | |
|------------------------------------|------------------------|----------------|---------------|------------------------------------|-----------------------|----------------|--------------|------------------------------------|
| Requires Detailed Assessment | Total | Good | Caution | Requires Detailed Assessment | Total | Good | Caution | Requires Detailed Assessment |
| 10,680 | 202,977 | 181,855 | 10,701 | 10,421 | 163,464 | 147,019 | 8,212 | 8,233 |
| 6,085 | 103,982 | 92,670 | 5,594 | 5,718 | 84,001 | 75,267 | 4,293 | 4,441 |
| 4,595 | 98,995 | 89,185 | 5,107 | 4,703 | 79,463 | 71,752 | 3,919 | 3,792 |
| 2,364 | 35,342 | 30,993 | 2,082 | 2,267 | 28,037 | 24,775 | 1,549 | 1,713 |
| 1,356 | 18,066 | 15,702 | 1,103 | 1,261 | 14,309 | 12,597 | 803 | 909 |
| 1,008 | 17,276 | 15,291 | 979 | 1,006 | 13,728 | 12,178 | 746 | 804 |
| 578 | 12,778 | 11,569 | 591 | 618 | 11,182 | 10,176 | 513 | 493 |
| 353 | 6,512 | 5,872 | 304 | 336 | 5,761 | 5,214 | 261 | 286 |
| 225 | 6,266 | 5,697 | 287 | 282 | 5,421 | 4,962 | 252 | 207 |
| 448 | 6,680 | 5,793 | 486 | 401 | 5,092 | 4,472 | 331 | 289 |
| 251 | 3,384 | 2,917 | 256 | 211 | 2,642 | 2,307 | 173 | 162 |
| 197 | 3,296 | 2,876 | 230 | 190 | 2,450 | 2,165 | 158 | 127 |
| 624 | 12,393 | 11,242 | 570 | 581 | 9,888 | 8,959 | 461 | 468 |
| 342 | 6,358 | 5,730 | 307 | 321 | 5,110 | 4,605 | 251 | 254 |
| 282 | 6,035 | 5,512 | 263 | 260 | 4,778 | 4,354 | 210 | 214 |
| 182 | 5,930 | 5,447 | 294 | 189 | 4,813 | 4,411 | 234 | 168 |
| 105 | 3,056 | 2,771 | 163 | 122 | 2,440 | 2,225 | 132 | 83 |
| 77 | 2,874 | 2,676 | 131 | 67 | 2,373 | 2,186 | 102 | 85 |
| 219 | 6,524 | 6,131 | 182 | 211 | 5,788 | 5,437 | 148 | 203 |
| 131 | 3,383 | 3,182 | 91 | 110 | 3,038 | 2,863 | 71 | 104 |
| 88 | 3,141 | 2,949 | 91 | 101 | 2,750 | 2,574 | 77 | 99 |
| 262 | 4,929 | 4,460 | 263 | 206 | 3,545 | 3,202 | 191 | 152 |
| 153 | 2,531 | 2,296 | 121 | 114 | 1,831 | 1,662 | 99 | 70 |
| 109 | 2,398 | 2,164 | 142 | 92 | 1,714 | 1,540 | 92 | 82 |
| 17 | 460 | 411 | 21 | 28 | 335 | 303 | 9 | 23 |
| 14 | 231 | 210 | 9 | 12 | 175 | 160 | 6 | 9 |
| 3 | 229 | 201 | 12 | 16 | 160 | 143 | 3 | 14 |
| 3,013 | 55,481 | 49,934 | 2,636 | 2,911 | 43,642 | 39,441 | 1,998 | 2,203 |
| 1,703 | 28,402 | 25,483 | 1,380 | 1,539 | 22,445 | 20,191 | 1,082 | 1,172 |
| 1,310 | 27,079 | 24,451 | 1,256 | 1,372 | 21,197 | 19,250 | 916 | 1,031 |
| 357 | 5,996 | 5,317 | 278 | 401 | 5,210 | 4,558 | 275 | 377 |
| 190 | 3,041 | 2,670 | 148 | 223 | 2,716 | 2,366 | 153 | 197 |
| 167 | 2,955 | 2,647 | 130 | 178 | 2,494 | 2,192 | 122 | 180 |
| 281 | 7,123 | 6,527 | 283 | 313 | 5,749 | 5,281 | 217 | 251 |
| 152 | 3,679 | 3,356 | 150 | 173 | 2,937 | 2,693 | 104 | 140 |
| 129 | 3,444 | 3,171 | 133 | 140 | 2,812 | 2,588 | 113 | 111 |
| 376 | 7,408 | 6,673 | 322 | 413 | 5,590 | 5,037 | 240 | 313 |
| 220 | 3,775 | 3,361 | 184 | 230 | 2,856 | 2,553 | 124 | 179 |
| 156 | 3,633 | 3,312 | 138 | 183 | 2,734 | 2,484 | 116 | 134 |
| 224 | 7,587 | 6,942 | 383 | 262 | 5,823 | 5,351 | 285 | 187 |
| 139 | 3,905 | 3,561 | 199 | 145 | 2,966 | 2,709 | 153 | 104 |
| 85 | 3,682 | 3,381 | 184 | 117 | 2,857 | 2,642 | 132 | 83 |
| 289 | 7,890 | 7,218 | 406 | 266 | 6,640 | 6,102 | 319 | 219 |
| 155 | 4,084 | 3,724 | 202 | 158 | 3,428 | 3,169 | 151 | 108 |
| 134 | 3,806 | 3,494 | 204 | 108 | 3,212 | 2,933 | 168 | 111 |

Note: Based on Resident Registration Address

Table IV-3

Statistics on Comprehensive Diagnoses Based on Health

| Division | | (Total) | | | | In 4~6 | | |
|---------------|-----|----------------|----------------|---------------|------------------------------|---------------|---------------|--------------|
| | | Total | Good | Caution | Requires Detailed Assessment | Total | Good | Caution |
| Gyeongbuk | S.T | 81,827 | 73,724 | 4,805 | 3,298 | 14,466 | 13,353 | 715 |
| | M | 42,391 | 37,945 | 2,596 | 1,850 | 7,448 | 6,849 | 395 |
| | F | 39,436 | 35,779 | 2,209 | 1,448 | 7,018 | 6,504 | 320 |
| Gyeongnam | S.T | 126,201 | 114,082 | 8,293 | 3,826 | 20,926 | 19,400 | 1,197 |
| | M | 65,182 | 58,483 | 4,497 | 2,202 | 10,875 | 10,048 | 637 |
| | F | 61,019 | 55,599 | 3,796 | 1,624 | 10,051 | 9,352 | 560 |
| Jeju | S.T | 23,769 | 21,889 | 1,064 | 816 | 3,172 | 3,024 | 106 |
| | M | 12,174 | 11,139 | 569 | 466 | 1,643 | 1,573 | 51 |
| | F | 11,595 | 10,750 | 495 | 350 | 1,529 | 1,451 | 55 |
| Seoul | S.T | 321,780 | 292,176 | 16,712 | 12,892 | 55,646 | 52,030 | 2,438 |
| | M | 165,357 | 149,039 | 9,120 | 7,198 | 28,849 | 26,973 | 1,272 |
| | F | 156,423 | 143,137 | 7,592 | 5,694 | 26,797 | 25,057 | 1,166 |
| Jongno-gu | S.T | 3,267 | 2,844 | 358 | 65 | 516 | 463 | 48 |
| | M | 1,678 | 1,457 | 193 | 28 | 272 | 243 | 27 |
| | F | 1,589 | 1,387 | 165 | 37 | 244 | 220 | 21 |
| Jung-gu | S.T | 3,774 | 3,407 | 144 | 223 | 627 | 589 | 17 |
| | M | 1,941 | 1,737 | 78 | 126 | 332 | 308 | 12 |
| | F | 1,833 | 1,670 | 66 | 97 | 295 | 281 | 5 |
| Yongsan-gu | S.T | 6,775 | 5,843 | 648 | 284 | 1,176 | 1,076 | 71 |
| | M | 3,491 | 2,953 | 374 | 164 | 607 | 549 | 41 |
| | F | 3,284 | 2,890 | 274 | 120 | 569 | 527 | 30 |
| Gwangju-si | S.T | 8,771 | 8,039 | 406 | 326 | 1,569 | 1,495 | 52 |
| | M | 4,505 | 4,093 | 231 | 181 | 805 | 760 | 33 |
| | F | 4,266 | 3,946 | 175 | 145 | 764 | 735 | 19 |
| Gwangjin-gu | S.T | 10,696 | 9,922 | 246 | 528 | 1,850 | 1,750 | 41 |
| | M | 5,536 | 5,082 | 153 | 301 | 973 | 912 | 25 |
| | F | 5,160 | 4,840 | 93 | 227 | 877 | 838 | 16 |
| Dongdaemun-gu | S.T | 10,765 | 9,757 | 532 | 476 | 1,748 | 1,633 | 67 |
| | M | 5,565 | 4,999 | 311 | 255 | 905 | 841 | 38 |
| | F | 5,200 | 4,758 | 221 | 221 | 843 | 792 | 29 |
| Jungnang-gu | S.T | 13,708 | 12,472 | 548 | 688 | 2,244 | 2,073 | 84 |
| | M | 7,023 | 6,325 | 309 | 389 | 1,169 | 1,084 | 44 |
| | F | 6,685 | 6,147 | 239 | 299 | 1,075 | 989 | 40 |
| Seongbuk-gu | S.T | 16,328 | 15,166 | 634 | 528 | 2,713 | 2,610 | 60 |
| | M | 8,425 | 7,798 | 337 | 290 | 1,466 | 1,415 | 29 |
| | F | 7,903 | 7,368 | 297 | 238 | 1,247 | 1,195 | 31 |
| Gangbuk-gu | S.T | 9,716 | 8,793 | 497 | 426 | 1,670 | 1,590 | 55 |
| | M | 4,982 | 4,462 | 269 | 251 | 868 | 824 | 30 |
| | F | 4,734 | 4,331 | 228 | 175 | 802 | 766 | 25 |
| Dobong-gu | S.T | 10,877 | 10,303 | 325 | 249 | 2,060 | 2,020 | 30 |
| | M | 5,662 | 5,353 | 185 | 124 | 1,085 | 1,064 | 16 |
| | F | 5,215 | 4,950 | 140 | 125 | 975 | 956 | 14 |
| Nowon-gu | S.T | 18,156 | 15,916 | 1,467 | 773 | 3,390 | 3,060 | 250 |
| | M | 9,258 | 8,023 | 811 | 424 | 1,722 | 1,556 | 127 |
| | F | 8,898 | 7,893 | 656 | 349 | 1,668 | 1,504 | 123 |

aX

X

Screenings for Infants and by District and Gender <Cont'd>

XX a
(Unit : Person)

| months) | q l j X9~12 months) | | | | i p l j l X18~24 months) | | | |
|------------------------------------|---------------------|---------------|--------------|------------------------------------|--------------------------|---------------|--------------|------------------------------------|
| Requires Detailed Assessment | Total | Good | Caution | Requires Detailed Assessment | Total | Good | Caution | Requires Detailed Assessment |
| 398 | 13,262 | 12,139 | 738 | 385 | 14,533 | 13,324 | 752 | 457 |
| 204 | 6,896 | 6,279 | 406 | 211 | 7,575 | 6,873 | 429 | 273 |
| 194 | 6,366 | 5,860 | 332 | 174 | 6,958 | 6,451 | 323 | 184 |
| 329 | 19,683 | 17,925 | 1,351 | 407 | 21,976 | 20,039 | 1,432 | 505 |
| 190 | 10,182 | 9,213 | 734 | 235 | 11,422 | 10,338 | 796 | 288 |
| 139 | 9,501 | 8,712 | 617 | 172 | 10,554 | 9,701 | 636 | 217 |
| 42 | 3,054 | 2,878 | 115 | 61 | 4,056 | 3,812 | 152 | 92 |
| 19 | 1,571 | 1,475 | 62 | 34 | 2,104 | 1,961 | 95 | 48 |
| 23 | 1,483 | 1,403 | 53 | 27 | 1,952 | 1,851 | 57 | 44 |
| 1,178 | 52,841 | 48,856 | 2,629 | 1,356 | 57,932 | 53,243 | 2,935 | 1,754 |
| 604 | 27,188 | 25,041 | 1,421 | 726 | 29,861 | 27,173 | 1,682 | 1,006 |
| 574 | 25,653 | 23,815 | 1,208 | 630 | 28,071 | 26,070 | 1,253 | 748 |
| 5 | 539 | 489 | 43 | 7 | 575 | 513 | 48 | 14 |
| 2 | 287 | 259 | 28 | - | 304 | 270 | 29 | 5 |
| 3 | 252 | 230 | 15 | 7 | 271 | 243 | 19 | 9 |
| 21 | 656 | 604 | 20 | 32 | 700 | 637 | 27 | 36 |
| 12 | 314 | 287 | 9 | 18 | 378 | 347 | 11 | 20 |
| 9 | 342 | 317 | 11 | 14 | 322 | 290 | 16 | 16 |
| 29 | 1,138 | 1,028 | 71 | 39 | 1,243 | 1,120 | 91 | 32 |
| 17 | 607 | 537 | 48 | 22 | 644 | 567 | 56 | 21 |
| 12 | 531 | 491 | 23 | 17 | 599 | 553 | 35 | 11 |
| 22 | 1,436 | 1,314 | 71 | 51 | 1,645 | 1,515 | 73 | 57 |
| 12 | 733 | 667 | 38 | 28 | 846 | 769 | 45 | 32 |
| 10 | 703 | 647 | 33 | 23 | 799 | 746 | 28 | 25 |
| 59 | 1,746 | 1,623 | 45 | 78 | 1,972 | 1,832 | 50 | 90 |
| 36 | 890 | 816 | 30 | 44 | 1,021 | 938 | 31 | 52 |
| 23 | 856 | 807 | 15 | 34 | 951 | 894 | 19 | 38 |
| 48 | 1,595 | 1,478 | 73 | 44 | 1,886 | 1,763 | 67 | 56 |
| 26 | 810 | 755 | 36 | 19 | 999 | 927 | 42 | 30 |
| 22 | 785 | 723 | 37 | 25 | 887 | 836 | 25 | 26 |
| 87 | 2,182 | 2,024 | 85 | 73 | 2,456 | 2,260 | 113 | 83 |
| 41 | 1,111 | 1,021 | 48 | 42 | 1,254 | 1,132 | 75 | 47 |
| 46 | 1,071 | 1,003 | 37 | 31 | 1,202 | 1,128 | 38 | 36 |
| 43 | 2,646 | 2,495 | 119 | 32 | 2,916 | 2,725 | 113 | 78 |
| 22 | 1,371 | 1,296 | 58 | 17 | 1,463 | 1,360 | 62 | 41 |
| 21 | 1,275 | 1,199 | 61 | 15 | 1,453 | 1,365 | 51 | 37 |
| 25 | 1,584 | 1,493 | 49 | 42 | 1,798 | 1,660 | 88 | 50 |
| 14 | 835 | 786 | 27 | 22 | 915 | 829 | 48 | 38 |
| 11 | 749 | 707 | 22 | 20 | 883 | 831 | 40 | 12 |
| 10 | 1,838 | 1,766 | 47 | 25 | 2,011 | 1,900 | 71 | 40 |
| 5 | 957 | 913 | 27 | 17 | 1,047 | 987 | 43 | 17 |
| 5 | 881 | 853 | 20 | 8 | 964 | 913 | 28 | 23 |
| 80 | 3,174 | 2,836 | 249 | 89 | 3,392 | 3,000 | 275 | 117 |
| 39 | 1,638 | 1,468 | 131 | 39 | 1,706 | 1,488 | 147 | 71 |
| 41 | 1,536 | 1,368 | 118 | 50 | 1,686 | 1,512 | 128 | 46 |

Note: Based on Resident Registration Address

Table IV-3

Statistics on Comprehensive Diagnoses Based on Health

| Division | | 30~36 (30~36 months) | | | | XXXXXXXXXX j l p X42~48 | | |
|---------------|-----|----------------------|---------------|--------------|------------------------------|-------------------------|---------------|--------------|
| | | Total | Good | Caution | Requires Detailed Assessment | Total | Good | Caution |
| Gyeongbuk | S.T | 12,517 | 11,280 | 753 | 484 | 10,989 | 9,668 | 713 |
| | M | 6,468 | 5,759 | 406 | 303 | 5,698 | 4,992 | 372 |
| | F | 6,049 | 5,521 | 347 | 181 | 5,291 | 4,676 | 341 |
| Gyeongnam | S.T | 19,779 | 17,830 | 1,272 | 677 | 17,431 | 15,561 | 1,184 |
| | M | 10,198 | 9,080 | 731 | 387 | 9,008 | 7,963 | 646 |
| | F | 9,581 | 8,750 | 541 | 290 | 8,423 | 7,598 | 538 |
| Jeju | S.T | 3,747 | 3,467 | 151 | 129 | 3,620 | 3,283 | 185 |
| | M | 1,907 | 1,735 | 94 | 78 | 1,830 | 1,641 | 101 |
| | F | 1,840 | 1,732 | 57 | 51 | 1,790 | 1,642 | 84 |
| Seoul | S.T | 49,516 | 44,607 | 2,649 | 2,260 | 42,466 | 37,672 | 2,430 |
| | M | 25,379 | 22,526 | 1,517 | 1,336 | 21,705 | 19,027 | 1,322 |
| | F | 24,137 | 22,081 | 1,132 | 924 | 20,761 | 18,645 | 1,108 |
| Jongno-gu | S.T | 489 | 425 | 54 | 10 | 465 | 384 | 72 |
| | M | 249 | 220 | 25 | 4 | 235 | 192 | 38 |
| | F | 240 | 205 | 29 | 6 | 230 | 192 | 34 |
| Jung-gu | S.T | 582 | 520 | 26 | 36 | 467 | 413 | 23 |
| | M | 304 | 268 | 15 | 21 | 236 | 206 | 12 |
| | F | 278 | 252 | 11 | 15 | 231 | 207 | 11 |
| Yongsan-gu | S.T | 1,029 | 895 | 93 | 41 | 842 | 676 | 112 |
| | M | 492 | 425 | 46 | 21 | 422 | 335 | 61 |
| | F | 537 | 470 | 47 | 20 | 420 | 341 | 51 |
| Gwangju-si | S.T | 1,327 | 1,207 | 68 | 52 | 1,160 | 1,027 | 70 |
| | M | 699 | 628 | 42 | 29 | 599 | 527 | 38 |
| | F | 628 | 579 | 26 | 23 | 561 | 500 | 32 |
| Gwangjin-gu | S.T | 1,619 | 1,488 | 42 | 89 | 1,407 | 1,292 | 26 |
| | M | 846 | 768 | 27 | 51 | 744 | 671 | 16 |
| | F | 773 | 720 | 15 | 38 | 663 | 621 | 10 |
| Dongdaemun-gu | S.T | 1,704 | 1,529 | 103 | 72 | 1,550 | 1,369 | 85 |
| | M | 862 | 759 | 61 | 42 | 800 | 694 | 49 |
| | F | 842 | 770 | 42 | 30 | 750 | 675 | 36 |
| Jungnang-gu | S.T | 2,141 | 1,924 | 91 | 126 | 1,861 | 1,667 | 74 |
| | M | 1,061 | 932 | 48 | 81 | 972 | 860 | 46 |
| | F | 1,080 | 992 | 43 | 45 | 889 | 807 | 28 |
| Seongbuk-gu | S.T | 2,536 | 2,319 | 114 | 103 | 2,173 | 1,979 | 97 |
| | M | 1,303 | 1,183 | 65 | 55 | 1,111 | 1,008 | 47 |
| | F | 1,233 | 1,136 | 49 | 48 | 1,062 | 971 | 50 |
| Gangbuk-gu | S.T | 1,540 | 1,380 | 78 | 82 | 1,237 | 1,059 | 77 |
| | M | 781 | 681 | 47 | 53 | 615 | 515 | 41 |
| | F | 759 | 699 | 31 | 29 | 622 | 544 | 36 |
| Dobong-gu | S.T | 1,538 | 1,439 | 51 | 48 | 1,439 | 1,336 | 46 |
| | M | 791 | 736 | 31 | 24 | 733 | 679 | 25 |
| | F | 747 | 703 | 20 | 24 | 706 | 657 | 21 |
| Nowon-gu | S.T | 2,766 | 2,403 | 214 | 149 | 2,285 | 1,958 | 196 |
| | M | 1,429 | 1,203 | 129 | 97 | 1,144 | 966 | 111 |
| | F | 1,337 | 1,200 | 85 | 52 | 1,141 | 992 | 85 |

aX

X

Screenings for Infants and by District and Gender <Cont'd>

XX a
(Unit : Person)

| months) | ml 2 nh (54~60 months) | | | | nn2 oi X66~71 months) | | | |
|------------------------------------|------------------------|---------------|--------------|------------------------------------|-----------------------|---------------|--------------|------------------------------------|
| Requires Detailed Assessment | Total | Good | Caution | Requires Detailed Assessment | Total | Good | Caution | Requires Detailed Assessment |
| 608 | 8,674 | 7,529 | 648 | 497 | 7,386 | 6,431 | 486 | 469 |
| 334 | 4,493 | 3,885 | 342 | 266 | 3,813 | 3,308 | 246 | 259 |
| 274 | 4,181 | 3,644 | 306 | 231 | 3,573 | 3,123 | 240 | 210 |
| 686 | 14,269 | 12,564 | 1,029 | 676 | 12,137 | 10,763 | 828 | 546 |
| 399 | 7,287 | 6,367 | 525 | 395 | 6,210 | 5,474 | 428 | 308 |
| 287 | 6,982 | 6,197 | 504 | 281 | 5,927 | 5,289 | 400 | 238 |
| 152 | 3,513 | 3,105 | 227 | 181 | 2,607 | 2,320 | 128 | 159 |
| 88 | 1,795 | 1,583 | 110 | 102 | 1,324 | 1,171 | 56 | 97 |
| 64 | 1,718 | 1,522 | 117 | 79 | 1,283 | 1,149 | 72 | 62 |
| 2,364 | 35,342 | 30,993 | 2,082 | 2,267 | 28,037 | 24,775 | 1,549 | 1,713 |
| 1,356 | 18,066 | 15,702 | 1,103 | 1,261 | 14,309 | 12,597 | 803 | 909 |
| 1,008 | 17,276 | 15,291 | 979 | 1,006 | 13,728 | 12,178 | 746 | 804 |
| 9 | 357 | 286 | 56 | 15 | 326 | 284 | 37 | 5 |
| 5 | 166 | 133 | 26 | 7 | 165 | 140 | 20 | 5 |
| 4 | 191 | 153 | 30 | 8 | 161 | 144 | 17 | - |
| 31 | 452 | 396 | 20 | 36 | 290 | 248 | 11 | 31 |
| 18 | 237 | 204 | 13 | 20 | 140 | 117 | 6 | 17 |
| 13 | 215 | 192 | 7 | 16 | 150 | 131 | 5 | 14 |
| 54 | 725 | 566 | 107 | 52 | 622 | 482 | 103 | 37 |
| 26 | 376 | 289 | 55 | 32 | 343 | 251 | 67 | 25 |
| 28 | 349 | 277 | 52 | 20 | 279 | 231 | 36 | 12 |
| 63 | 937 | 841 | 44 | 52 | 697 | 640 | 28 | 29 |
| 34 | 472 | 421 | 20 | 31 | 351 | 321 | 15 | 15 |
| 29 | 465 | 420 | 24 | 21 | 346 | 319 | 13 | 14 |
| 89 | 1,173 | 1,075 | 24 | 74 | 929 | 862 | 18 | 49 |
| 57 | 636 | 585 | 14 | 37 | 426 | 392 | 10 | 24 |
| 32 | 537 | 490 | 10 | 37 | 503 | 470 | 8 | 25 |
| 96 | 1,260 | 1,103 | 76 | 81 | 1,022 | 882 | 61 | 79 |
| 57 | 659 | 574 | 46 | 39 | 530 | 449 | 39 | 42 |
| 39 | 601 | 529 | 30 | 42 | 492 | 433 | 22 | 37 |
| 120 | 1,545 | 1,395 | 49 | 101 | 1,279 | 1,129 | 52 | 98 |
| 66 | 784 | 696 | 22 | 66 | 672 | 600 | 26 | 46 |
| 54 | 761 | 699 | 27 | 35 | 607 | 529 | 26 | 52 |
| 97 | 1,782 | 1,609 | 71 | 102 | 1,562 | 1,429 | 60 | 73 |
| 56 | 891 | 790 | 43 | 58 | 820 | 746 | 33 | 41 |
| 41 | 891 | 819 | 28 | 44 | 742 | 683 | 27 | 32 |
| 101 | 1,051 | 887 | 83 | 81 | 836 | 724 | 67 | 45 |
| 59 | 551 | 466 | 44 | 41 | 417 | 361 | 32 | 24 |
| 42 | 500 | 421 | 39 | 40 | 419 | 363 | 35 | 21 |
| 57 | 1,139 | 1,057 | 41 | 41 | 852 | 785 | 39 | 28 |
| 29 | 595 | 554 | 22 | 19 | 454 | 420 | 21 | 13 |
| 28 | 544 | 503 | 19 | 22 | 398 | 365 | 18 | 15 |
| 131 | 1,713 | 1,418 | 165 | 130 | 1,436 | 1,241 | 118 | 77 |
| 67 | 883 | 713 | 93 | 77 | 736 | 629 | 73 | 34 |
| 64 | 830 | 705 | 72 | 53 | 700 | 612 | 45 | 43 |

Note: Based on Resident Registration Address

Table IV-3

Statistics on Comprehensive Diagnoses Based on Health

| Division | | (Total) | | | | In 4~6 | | |
|--------------|-----|---------|---------|---------|------------------------------|--------|--------|---------|
| | | Total | Good | Caution | Requires Detailed Assessment | Total | Good | Caution |
| Eunpyeong-gu | S.T | 16,457 | 14,602 | 1,167 | 688 | 2,796 | 2,534 | 207 |
| | M | 8,412 | 7,402 | 608 | 402 | 1,446 | 1,299 | 116 |
| | F | 8,045 | 7,200 | 559 | 286 | 1,350 | 1,235 | 91 |
| Seodaemun-gu | S.T | 8,718 | 8,085 | 395 | 238 | 1,339 | 1,272 | 61 |
| | M | 4,453 | 4,108 | 206 | 139 | 709 | 675 | 31 |
| | F | 4,265 | 3,977 | 189 | 99 | 630 | 597 | 30 |
| Mapo-gu | S.T | 13,256 | 11,483 | 1,215 | 558 | 2,174 | 1,958 | 182 |
| | M | 6,818 | 5,843 | 651 | 324 | 1,107 | 990 | 97 |
| | F | 6,438 | 5,640 | 564 | 234 | 1,067 | 968 | 85 |
| Yangcheon-gu | S.T | 14,576 | 13,181 | 851 | 544 | 2,374 | 2,253 | 84 |
| | M | 7,536 | 6,777 | 436 | 323 | 1,238 | 1,185 | 37 |
| | F | 7,040 | 6,404 | 415 | 221 | 1,136 | 1,068 | 47 |
| Gangseo-gu | S.T | 20,826 | 18,716 | 1,318 | 792 | 3,659 | 3,394 | 212 |
| | M | 10,754 | 9,576 | 726 | 452 | 1,896 | 1,766 | 102 |
| | F | 10,072 | 9,140 | 592 | 340 | 1,763 | 1,628 | 110 |
| Guro-gu | S.T | 18,807 | 17,055 | 1,134 | 618 | 3,278 | 2,984 | 230 |
| | M | 9,571 | 8,611 | 615 | 345 | 1,688 | 1,540 | 118 |
| | F | 9,236 | 8,444 | 519 | 273 | 1,590 | 1,444 | 112 |
| Geumcheon-gu | S.T | 7,950 | 7,246 | 300 | 404 | 1,394 | 1,288 | 36 |
| | M | 4,067 | 3,709 | 159 | 199 | 739 | 691 | 19 |
| | F | 3,883 | 3,537 | 141 | 205 | 655 | 597 | 17 |
| Gwangju-si | S.T | 14,252 | 12,606 | 741 | 905 | 2,435 | 2,303 | 81 |
| | M | 7,181 | 6,273 | 398 | 510 | 1,197 | 1,129 | 42 |
| | F | 7,071 | 6,333 | 343 | 395 | 1,238 | 1,174 | 39 |
| Dongjak-gu | S.T | 13,214 | 12,194 | 528 | 492 | 2,409 | 2,271 | 82 |
| | M | 6,848 | 6,278 | 302 | 268 | 1,238 | 1,157 | 47 |
| | F | 6,366 | 5,916 | 226 | 224 | 1,171 | 1,114 | 35 |
| Gwanak-gu | S.T | 16,327 | 14,016 | 1,084 | 1,227 | 2,701 | 2,377 | 157 |
| | M | 8,403 | 7,198 | 544 | 661 | 1,405 | 1,254 | 67 |
| | F | 7,924 | 6,818 | 540 | 566 | 1,296 | 1,123 | 90 |
| Seocho-gu | S.T | 12,033 | 11,195 | 332 | 506 | 2,423 | 2,315 | 59 |
| | M | 6,143 | 5,703 | 160 | 280 | 1,275 | 1,218 | 28 |
| | F | 5,890 | 5,492 | 172 | 226 | 1,148 | 1,097 | 31 |
| Gangnam-gu | S.T | 12,598 | 11,840 | 421 | 337 | 2,278 | 2,184 | 64 |
| | M | 6,447 | 6,029 | 233 | 185 | 1,167 | 1,127 | 30 |
| | F | 6,151 | 5,811 | 188 | 152 | 1,111 | 1,057 | 34 |
| Songpa-gu | S.T | 22,398 | 21,025 | 838 | 535 | 3,987 | 3,827 | 122 |
| | M | 11,605 | 10,816 | 480 | 309 | 2,088 | 2,002 | 68 |
| | F | 10,793 | 10,209 | 358 | 226 | 1,899 | 1,825 | 54 |
| Gangdong-gu | S.T | 17,535 | 16,470 | 583 | 482 | 2,836 | 2,711 | 86 |
| | M | 9,053 | 8,434 | 351 | 268 | 1,452 | 1,384 | 48 |
| | F | 8,482 | 8,036 | 232 | 214 | 1,384 | 1,327 | 38 |
| Busan | S.T | 110,442 | 102,183 | 4,807 | 3,452 | 18,246 | 17,056 | 916 |
| | M | 56,737 | 52,174 | 2,583 | 1,980 | 9,472 | 8,861 | 460 |
| | F | 53,705 | 50,009 | 2,224 | 1,472 | 8,774 | 8,195 | 456 |

aX

X

Screenings for Infants and by District and Gender <Cont'd>

XX a
(Unit : Person)

| months) | q̄ l j X9~12 months) | | | | i p̄ j l X18~24 months) | | | |
|------------------------------------|----------------------|---------------|------------|------------------------------------|-------------------------|---------------|------------|------------------------------------|
| Requires Detailed Assessment | Total | Good | Caution | Requires Detailed Assessment | Total | Good | Caution | Requires Detailed Assessment |
| 55 | 2,531 | 2,264 | 193 | 74 | 2,847 | 2,537 | 224 | 86 |
| 31 | 1,281 | 1,138 | 102 | 41 | 1,455 | 1,289 | 120 | 46 |
| 24 | 1,250 | 1,126 | 91 | 33 | 1,392 | 1,248 | 104 | 40 |
| 6 | 1,272 | 1,191 | 57 | 24 | 1,534 | 1,426 | 84 | 24 |
| 3 | 630 | 585 | 29 | 16 | 784 | 725 | 41 | 18 |
| 3 | 642 | 606 | 28 | 8 | 750 | 701 | 43 | 6 |
| 34 | 2,144 | 1,885 | 200 | 59 | 2,314 | 2,015 | 228 | 71 |
| 20 | 1,069 | 921 | 115 | 33 | 1,176 | 1,020 | 121 | 35 |
| 14 | 1,075 | 964 | 85 | 26 | 1,138 | 995 | 107 | 36 |
| 37 | 2,240 | 2,081 | 124 | 35 | 2,537 | 2,321 | 137 | 79 |
| 16 | 1,209 | 1,128 | 65 | 16 | 1,311 | 1,190 | 68 | 53 |
| 21 | 1,031 | 953 | 59 | 19 | 1,226 | 1,131 | 69 | 26 |
| 53 | 3,422 | 3,151 | 201 | 70 | 3,726 | 3,427 | 192 | 107 |
| 28 | 1,748 | 1,603 | 112 | 33 | 1,996 | 1,809 | 120 | 67 |
| 25 | 1,674 | 1,548 | 89 | 37 | 1,730 | 1,618 | 72 | 40 |
| 64 | 3,004 | 2,773 | 172 | 59 | 3,220 | 2,957 | 188 | 75 |
| 30 | 1,569 | 1,443 | 94 | 32 | 1,647 | 1,491 | 110 | 46 |
| 34 | 1,435 | 1,330 | 78 | 27 | 1,573 | 1,466 | 78 | 29 |
| 70 | 1,270 | 1,191 | 37 | 42 | 1,368 | 1,272 | 46 | 50 |
| 29 | 637 | 609 | 16 | 12 | 708 | 652 | 28 | 28 |
| 41 | 633 | 582 | 21 | 30 | 660 | 620 | 18 | 22 |
| 51 | 2,252 | 2,065 | 117 | 70 | 2,497 | 2,255 | 132 | 110 |
| 26 | 1,085 | 982 | 61 | 42 | 1,284 | 1,144 | 75 | 65 |
| 25 | 1,167 | 1,083 | 56 | 28 | 1,213 | 1,111 | 57 | 45 |
| 56 | 2,300 | 2,153 | 87 | 60 | 2,423 | 2,266 | 91 | 66 |
| 34 | 1,193 | 1,111 | 47 | 35 | 1,301 | 1,217 | 53 | 31 |
| 22 | 1,107 | 1,042 | 40 | 25 | 1,122 | 1,049 | 38 | 35 |
| 167 | 2,747 | 2,405 | 203 | 139 | 2,942 | 2,577 | 189 | 176 |
| 84 | 1,417 | 1,233 | 107 | 77 | 1,524 | 1,328 | 100 | 96 |
| 83 | 1,330 | 1,172 | 96 | 62 | 1,418 | 1,249 | 89 | 80 |
| 49 | 2,208 | 2,090 | 63 | 55 | 2,306 | 2,191 | 51 | 64 |
| 29 | 1,148 | 1,087 | 31 | 30 | 1,152 | 1,083 | 28 | 41 |
| 20 | 1,060 | 1,003 | 32 | 25 | 1,154 | 1,108 | 23 | 23 |
| 30 | 2,215 | 2,103 | 75 | 37 | 2,308 | 2,188 | 72 | 48 |
| 10 | 1,144 | 1,084 | 40 | 20 | 1,175 | 1,102 | 43 | 30 |
| 20 | 1,071 | 1,019 | 35 | 17 | 1,133 | 1,086 | 29 | 18 |
| 38 | 3,847 | 3,644 | 139 | 64 | 4,041 | 3,794 | 178 | 69 |
| 18 | 2,007 | 1,893 | 74 | 40 | 2,125 | 1,968 | 122 | 35 |
| 20 | 1,840 | 1,751 | 65 | 24 | 1,916 | 1,826 | 56 | 34 |
| 39 | 2,855 | 2,710 | 89 | 56 | 3,275 | 3,092 | 107 | 76 |
| 20 | 1,498 | 1,419 | 48 | 31 | 1,646 | 1,541 | 64 | 41 |
| 19 | 1,357 | 1,291 | 41 | 25 | 1,629 | 1,551 | 43 | 35 |
| 274 | 17,129 | 16,032 | 672 | 425 | 19,177 | 17,951 | 751 | 475 |
| 151 | 8,772 | 8,194 | 341 | 237 | 9,820 | 9,115 | 450 | 255 |
| 123 | 8,357 | 7,838 | 331 | 188 | 9,357 | 8,836 | 301 | 220 |

Note: Based on Resident Registration Address

Table IV-3

Statistics on Comprehensive Diagnoses Based on Health

| Division | | 30~36 (30~36 months) | | | | XXXXXXXXXX j l p X42~48 | | |
|--------------|-----|----------------------|--------|---------|------------------------------|-------------------------|--------|---------|
| | | Total | Good | Caution | Requires Detailed Assessment | Total | Good | Caution |
| Eunpyeong-gu | S.T | 2,552 | 2,271 | 175 | 106 | 2,209 | 1,931 | 157 |
| | M | 1,327 | 1,162 | 92 | 73 | 1,123 | 972 | 79 |
| | F | 1,225 | 1,109 | 83 | 33 | 1,086 | 959 | 78 |
| Seodaemun-gu | S.T | 1,412 | 1,321 | 49 | 42 | 1,226 | 1,118 | 53 |
| | M | 718 | 668 | 30 | 20 | 628 | 568 | 31 |
| | F | 694 | 653 | 19 | 22 | 598 | 550 | 22 |
| Mapo-gu | S.T | 2,054 | 1,789 | 174 | 91 | 1,831 | 1,546 | 178 |
| | M | 1,092 | 942 | 95 | 55 | 976 | 807 | 95 |
| | F | 962 | 847 | 79 | 36 | 855 | 739 | 83 |
| Yangcheon-gu | S.T | 2,268 | 2,041 | 133 | 94 | 1,974 | 1,708 | 146 |
| | M | 1,150 | 1,005 | 81 | 64 | 1,020 | 875 | 75 |
| | F | 1,118 | 1,036 | 52 | 30 | 954 | 833 | 71 |
| Gangseo-gu | S.T | 3,229 | 2,908 | 193 | 128 | 2,694 | 2,339 | 206 |
| | M | 1,653 | 1,463 | 110 | 80 | 1,358 | 1,154 | 115 |
| | F | 1,576 | 1,445 | 83 | 48 | 1,336 | 1,185 | 91 |
| Guro-gu | S.T | 2,878 | 2,611 | 184 | 83 | 2,580 | 2,307 | 148 |
| | M | 1,455 | 1,297 | 117 | 41 | 1,299 | 1,143 | 76 |
| | F | 1,423 | 1,314 | 67 | 42 | 1,281 | 1,164 | 72 |
| Geumcheon-gu | S.T | 1,171 | 1,058 | 45 | 68 | 1,047 | 935 | 48 |
| | M | 590 | 527 | 22 | 41 | 525 | 464 | 30 |
| | F | 581 | 531 | 23 | 27 | 522 | 471 | 18 |
| Gwangju-si | S.T | 2,202 | 1,885 | 135 | 182 | 1,869 | 1,623 | 97 |
| | M | 1,144 | 957 | 81 | 106 | 947 | 816 | 54 |
| | F | 1,058 | 928 | 54 | 76 | 922 | 807 | 43 |
| Dongjak-gu | S.T | 2,064 | 1,873 | 99 | 92 | 1,636 | 1,481 | 66 |
| | M | 1,070 | 962 | 57 | 51 | 818 | 726 | 40 |
| | F | 994 | 911 | 42 | 41 | 818 | 755 | 26 |
| Gwanak-gu | S.T | 2,644 | 2,263 | 177 | 204 | 2,241 | 1,872 | 160 |
| | M | 1,359 | 1,150 | 91 | 118 | 1,172 | 969 | 87 |
| | F | 1,285 | 1,113 | 86 | 86 | 1,069 | 903 | 73 |
| Seocho-gu | S.T | 1,683 | 1,522 | 54 | 107 | 1,437 | 1,288 | 52 |
| | M | 871 | 785 | 25 | 61 | 691 | 619 | 21 |
| | F | 812 | 737 | 29 | 46 | 746 | 669 | 31 |
| Gangnam-gu | S.T | 1,891 | 1,748 | 69 | 74 | 1,600 | 1,492 | 51 |
| | M | 966 | 879 | 46 | 41 | 854 | 790 | 27 |
| | F | 925 | 869 | 23 | 33 | 746 | 702 | 24 |
| Songpa-gu | S.T | 3,485 | 3,262 | 129 | 94 | 2,769 | 2,558 | 122 |
| | M | 1,780 | 1,649 | 69 | 62 | 1,410 | 1,297 | 61 |
| | F | 1,705 | 1,613 | 60 | 32 | 1,359 | 1,261 | 61 |
| Gangdong-gu | S.T | 2,712 | 2,526 | 99 | 87 | 2,467 | 2,314 | 68 |
| | M | 1,387 | 1,277 | 65 | 45 | 1,273 | 1,174 | 47 |
| | F | 1,325 | 1,249 | 34 | 42 | 1,194 | 1,140 | 21 |
| Busan | S.T | 17,078 | 15,788 | 701 | 589 | 14,852 | 13,611 | 663 |
| | M | 8,842 | 8,085 | 395 | 362 | 7,558 | 6,833 | 372 |
| | F | 8,236 | 7,703 | 306 | 227 | 7,294 | 6,778 | 291 |

aX

X

Screenings for Infants and by District and Gender <Cont'd>

(Unit : Person)

| months) | ml 2 nh (54~60 months) | | | | nn2 oi X66~71 months) | | | |
|------------------------------------|------------------------|---------------|------------|------------------------------------|-----------------------|---------------|------------|------------------------------------|
| Requires Detailed Assessment | Total | Good | Caution | Requires Detailed Assessment | Total | Good | Caution | Requires Detailed Assessment |
| 121 | 2,021 | 1,776 | 119 | 126 | 1,501 | 1,289 | 92 | 120 |
| 72 | 1,020 | 892 | 62 | 66 | 760 | 650 | 37 | 73 |
| 49 | 1,001 | 884 | 57 | 60 | 741 | 639 | 55 | 47 |
| 55 | 1,029 | 927 | 54 | 48 | 906 | 830 | 37 | 39 |
| 29 | 521 | 465 | 25 | 31 | 463 | 422 | 19 | 22 |
| 26 | 508 | 462 | 29 | 17 | 443 | 408 | 18 | 17 |
| 107 | 1,492 | 1,246 | 134 | 112 | 1,247 | 1,044 | 119 | 84 |
| 74 | 775 | 643 | 72 | 60 | 623 | 520 | 56 | 47 |
| 33 | 717 | 603 | 62 | 52 | 624 | 524 | 63 | 37 |
| 120 | 1,783 | 1,550 | 133 | 100 | 1,400 | 1,227 | 94 | 79 |
| 70 | 924 | 802 | 63 | 59 | 684 | 592 | 47 | 45 |
| 50 | 859 | 748 | 70 | 41 | 716 | 635 | 47 | 34 |
| 149 | 2,333 | 1,993 | 177 | 163 | 1,763 | 1,504 | 137 | 122 |
| 89 | 1,176 | 988 | 100 | 88 | 927 | 793 | 67 | 67 |
| 60 | 1,157 | 1,005 | 77 | 75 | 836 | 711 | 70 | 55 |
| 125 | 2,172 | 1,929 | 126 | 117 | 1,675 | 1,494 | 86 | 95 |
| 80 | 1,070 | 941 | 58 | 71 | 843 | 756 | 42 | 45 |
| 45 | 1,102 | 988 | 68 | 46 | 832 | 738 | 44 | 50 |
| 64 | 931 | 813 | 50 | 68 | 769 | 689 | 38 | 42 |
| 31 | 463 | 408 | 23 | 32 | 405 | 358 | 21 | 26 |
| 33 | 468 | 405 | 27 | 36 | 364 | 331 | 17 | 16 |
| 149 | 1,652 | 1,363 | 100 | 189 | 1,345 | 1,112 | 79 | 154 |
| 77 | 840 | 677 | 50 | 113 | 684 | 568 | 35 | 81 |
| 72 | 812 | 686 | 50 | 76 | 661 | 544 | 44 | 73 |
| 89 | 1,346 | 1,203 | 63 | 80 | 1,036 | 947 | 40 | 49 |
| 52 | 714 | 638 | 35 | 41 | 514 | 467 | 23 | 24 |
| 37 | 632 | 565 | 28 | 39 | 522 | 480 | 17 | 25 |
| 209 | 1,717 | 1,403 | 130 | 184 | 1,335 | 1,119 | 68 | 148 |
| 116 | 856 | 696 | 61 | 99 | 670 | 568 | 31 | 71 |
| 93 | 861 | 707 | 69 | 85 | 665 | 551 | 37 | 77 |
| 97 | 1,115 | 999 | 38 | 78 | 861 | 790 | 15 | 56 |
| 51 | 573 | 515 | 20 | 38 | 433 | 396 | 7 | 30 |
| 46 | 542 | 484 | 18 | 40 | 428 | 394 | 8 | 26 |
| 57 | 1,307 | 1,190 | 54 | 63 | 999 | 935 | 36 | 28 |
| 37 | 653 | 592 | 29 | 32 | 488 | 455 | 18 | 15 |
| 20 | 654 | 598 | 25 | 31 | 511 | 480 | 18 | 13 |
| 89 | 2,417 | 2,231 | 92 | 94 | 1,852 | 1,709 | 56 | 87 |
| 52 | 1,241 | 1,129 | 55 | 57 | 954 | 878 | 31 | 45 |
| 37 | 1,176 | 1,102 | 37 | 37 | 898 | 831 | 25 | 42 |
| 85 | 1,893 | 1,737 | 76 | 80 | 1,497 | 1,380 | 58 | 59 |
| 52 | 990 | 891 | 52 | 47 | 807 | 748 | 27 | 32 |
| 33 | 903 | 846 | 24 | 33 | 690 | 632 | 31 | 27 |
| 578 | 12,778 | 11,569 | 591 | 618 | 11,182 | 10,176 | 513 | 493 |
| 353 | 6,512 | 5,872 | 304 | 336 | 5,761 | 5,214 | 261 | 286 |
| 225 | 6,266 | 5,697 | 287 | 282 | 5,421 | 4,962 | 252 | 207 |

Note: Based on Resident Registration Address

Table IV-3

Statistics on Comprehensive Diagnoses Based on Health

| Division | | (Total) | | | | l 4 n X4~6 | | |
|--------------|-----|---------|--------|---------|------------------------------|------------|-------|---------|
| | | Total | Good | Caution | Requires Detailed Assessment | Total | Good | Caution |
| Jung-gu | S.T | 1,077 | 1,002 | 42 | 33 | 200 | 191 | 7 |
| | M | 569 | 527 | 21 | 21 | 114 | 109 | 3 |
| | F | 508 | 475 | 21 | 12 | 86 | 82 | 4 |
| Seo-gu | S.T | 2,565 | 2,343 | 113 | 109 | 387 | 366 | 13 |
| | M | 1,286 | 1,161 | 58 | 67 | 191 | 183 | 3 |
| | F | 1,279 | 1,182 | 55 | 42 | 196 | 183 | 10 |
| Dong-gu | S.T | 2,703 | 2,495 | 131 | 77 | 408 | 378 | 26 |
| | M | 1,376 | 1,260 | 76 | 40 | 199 | 180 | 15 |
| | F | 1,327 | 1,235 | 55 | 37 | 209 | 198 | 11 |
| Yeongdo-gu | S.T | 3,727 | 3,534 | 112 | 81 | 543 | 518 | 19 |
| | M | 1,905 | 1,784 | 67 | 54 | 277 | 260 | 14 |
| | F | 1,822 | 1,750 | 45 | 27 | 266 | 258 | 5 |
| Busanjin-gu | S.T | 12,252 | 11,590 | 388 | 274 | 2,069 | 1,961 | 84 |
| | M | 6,171 | 5,802 | 206 | 163 | 1,078 | 1,022 | 41 |
| | F | 6,081 | 5,788 | 182 | 111 | 991 | 939 | 43 |
| Dongnae-gu | S.T | 8,047 | 7,530 | 335 | 182 | 1,329 | 1,263 | 55 |
| | M | 4,173 | 3,865 | 193 | 115 | 686 | 653 | 30 |
| | F | 3,874 | 3,665 | 142 | 67 | 643 | 610 | 25 |
| Nam-gu | S.T | 9,205 | 8,538 | 342 | 325 | 1,470 | 1,376 | 72 |
| | M | 4,715 | 4,347 | 186 | 182 | 773 | 726 | 35 |
| | F | 4,490 | 4,191 | 156 | 143 | 697 | 650 | 37 |
| Gwangju-si | S.T | 9,633 | 9,127 | 293 | 213 | 1,610 | 1,536 | 63 |
| | M | 4,955 | 4,676 | 145 | 134 | 833 | 787 | 42 |
| | F | 4,678 | 4,451 | 148 | 79 | 777 | 749 | 21 |
| Haeundae-gu | S.T | 13,290 | 12,575 | 358 | 357 | 2,218 | 2,108 | 86 |
| | M | 6,873 | 6,481 | 186 | 206 | 1,134 | 1,086 | 37 |
| | F | 6,417 | 6,094 | 172 | 151 | 1,084 | 1,022 | 49 |
| Saha-gu | S.T | 13,445 | 12,073 | 915 | 457 | 2,118 | 1,986 | 98 |
| | M | 6,843 | 6,066 | 535 | 242 | 1,098 | 1,024 | 54 |
| | F | 6,602 | 6,007 | 380 | 215 | 1,020 | 962 | 44 |
| Geumjeong-gu | S.T | 5,903 | 5,559 | 204 | 140 | 989 | 943 | 39 |
| | M | 3,115 | 2,915 | 115 | 85 | 509 | 485 | 22 |
| | F | 2,788 | 2,644 | 89 | 55 | 480 | 458 | 17 |
| Gangseo-gu | S.T | 2,333 | 2,197 | 80 | 56 | 377 | 362 | 11 |
| | M | 1,194 | 1,119 | 42 | 33 | 195 | 186 | 6 |
| | F | 1,139 | 1,078 | 38 | 23 | 182 | 176 | 5 |
| Yeonje-gu | S.T | 6,672 | 6,232 | 254 | 186 | 1,098 | 1,018 | 67 |
| | M | 3,362 | 3,137 | 125 | 100 | 562 | 524 | 32 |
| | F | 3,310 | 3,095 | 129 | 86 | 536 | 494 | 35 |
| Suyeong-gu | S.T | 4,801 | 4,279 | 226 | 296 | 818 | 724 | 61 |
| | M | 2,500 | 2,204 | 123 | 173 | 439 | 390 | 29 |
| | F | 2,301 | 2,075 | 103 | 123 | 379 | 334 | 32 |
| Sasang-gu | S.T | 9,118 | 8,622 | 277 | 219 | 1,549 | 1,485 | 52 |
| | M | 4,777 | 4,499 | 152 | 126 | 820 | 789 | 24 |
| | F | 4,341 | 4,123 | 125 | 93 | 729 | 696 | 28 |

aX

X

Screenings for Infants and by District and Gender <Cont'd>

XX a
(Unit : Person)

| months) | qç i j X9~12 months) | | | | i pç j l X18~24 months) | | | |
|------------------------------------|----------------------|-------|---------|------------------------------------|-------------------------|-------|---------|------------------------------------|
| Requires Detailed Assessment | Total | Good | Caution | Requires Detailed Assessment | Total | Good | Caution | Requires Detailed Assessment |
| 2 | 178 | 169 | 6 | 3 | 212 | 198 | 9 | 5 |
| 2 | 102 | 97 | 4 | 1 | 113 | 104 | 5 | 4 |
| – | 76 | 72 | 2 | 2 | 99 | 94 | 4 | 1 |
| 8 | 364 | 339 | 13 | 12 | 420 | 387 | 19 | 14 |
| 5 | 195 | 177 | 9 | 9 | 205 | 189 | 9 | 7 |
| 3 | 169 | 162 | 4 | 3 | 215 | 198 | 10 | 7 |
| 4 | 429 | 401 | 19 | 9 | 451 | 432 | 10 | 9 |
| 4 | 226 | 213 | 12 | 1 | 232 | 219 | 8 | 5 |
| – | 203 | 188 | 7 | 8 | 219 | 213 | 2 | 4 |
| 6 | 530 | 508 | 15 | 7 | 659 | 622 | 23 | 14 |
| 3 | 274 | 259 | 10 | 5 | 322 | 297 | 14 | 11 |
| 3 | 256 | 249 | 5 | 2 | 337 | 325 | 9 | 3 |
| 24 | 1,981 | 1,891 | 53 | 37 | 2,162 | 2,070 | 56 | 36 |
| 15 | 968 | 929 | 19 | 20 | 1,096 | 1,047 | 31 | 18 |
| 9 | 1,013 | 962 | 34 | 17 | 1,066 | 1,023 | 25 | 18 |
| 11 | 1,250 | 1,196 | 37 | 17 | 1,406 | 1,318 | 65 | 23 |
| 3 | 641 | 608 | 22 | 11 | 735 | 683 | 40 | 12 |
| 8 | 609 | 588 | 15 | 6 | 671 | 635 | 25 | 11 |
| 22 | 1,385 | 1,301 | 45 | 39 | 1,600 | 1,513 | 36 | 51 |
| 12 | 673 | 635 | 21 | 17 | 817 | 760 | 26 | 31 |
| 10 | 712 | 666 | 24 | 22 | 783 | 753 | 10 | 20 |
| 11 | 1,451 | 1,389 | 42 | 20 | 1,676 | 1,598 | 53 | 25 |
| 4 | 739 | 707 | 19 | 13 | 852 | 803 | 29 | 20 |
| 7 | 712 | 682 | 23 | 7 | 824 | 795 | 24 | 5 |
| 24 | 2,066 | 1,965 | 47 | 54 | 2,310 | 2,206 | 51 | 53 |
| 11 | 1,070 | 1,021 | 27 | 22 | 1,207 | 1,139 | 34 | 34 |
| 13 | 996 | 944 | 20 | 32 | 1,103 | 1,067 | 17 | 19 |
| 34 | 2,080 | 1,907 | 126 | 47 | 2,306 | 2,130 | 120 | 56 |
| 20 | 1,035 | 942 | 63 | 30 | 1,146 | 1,049 | 76 | 21 |
| 14 | 1,045 | 965 | 63 | 17 | 1,160 | 1,081 | 44 | 35 |
| 7 | 894 | 846 | 27 | 21 | 1,036 | 985 | 31 | 20 |
| 2 | 465 | 438 | 17 | 10 | 559 | 529 | 21 | 9 |
| 5 | 429 | 408 | 10 | 11 | 477 | 456 | 10 | 11 |
| 4 | 367 | 355 | 4 | 8 | 426 | 401 | 19 | 6 |
| 3 | 184 | 178 | 2 | 4 | 214 | 201 | 10 | 3 |
| 1 | 183 | 177 | 2 | 4 | 212 | 200 | 9 | 3 |
| 13 | 1,055 | 995 | 35 | 25 | 1,134 | 1,064 | 41 | 29 |
| 6 | 547 | 520 | 12 | 15 | 563 | 523 | 25 | 15 |
| 7 | 508 | 475 | 23 | 10 | 571 | 541 | 16 | 14 |
| 33 | 770 | 689 | 34 | 47 | 782 | 692 | 30 | 60 |
| 20 | 403 | 353 | 22 | 28 | 413 | 369 | 14 | 30 |
| 13 | 367 | 336 | 12 | 19 | 369 | 323 | 16 | 30 |
| 12 | 1,442 | 1,375 | 38 | 29 | 1,640 | 1,566 | 53 | 21 |
| 7 | 784 | 737 | 26 | 21 | 853 | 810 | 34 | 9 |
| 5 | 658 | 638 | 12 | 8 | 787 | 756 | 19 | 12 |

Note: Based on Resident Registration Address

Table IV-3

Statistics on Comprehensive Diagnoses Based on Health

| Division | | 30~36 (30~36 months) | | | | XXXXXXXXXX j l p X42~48 | | |
|--------------|-----|----------------------|-------|---------|------------------------------|-------------------------|-------|---------|
| | | Total | Good | Caution | Requires Detailed Assessment | Total | Good | Caution |
| Jung-gu | S.T | 143 | 131 | 7 | 5 | 118 | 106 | 5 |
| | M | 70 | 60 | 5 | 5 | 62 | 58 | 2 |
| | F | 73 | 71 | 2 | - | 56 | 48 | 3 |
| Seo-gu | S.T | 348 | 310 | 21 | 17 | 369 | 324 | 27 |
| | M | 191 | 166 | 13 | 12 | 174 | 147 | 16 |
| | F | 157 | 144 | 8 | 5 | 195 | 177 | 11 |
| Dong-gu | S.T | 417 | 385 | 21 | 11 | 383 | 349 | 19 |
| | M | 210 | 192 | 13 | 5 | 203 | 184 | 8 |
| | F | 207 | 193 | 8 | 6 | 180 | 165 | 11 |
| Yeongdo-gu | S.T | 551 | 518 | 17 | 16 | 543 | 514 | 14 |
| | M | 276 | 258 | 10 | 8 | 287 | 269 | 6 |
| | F | 275 | 260 | 7 | 8 | 256 | 245 | 8 |
| Busanjin-gu | S.T | 1,966 | 1,860 | 59 | 47 | 1,657 | 1,553 | 58 |
| | M | 995 | 925 | 40 | 30 | 839 | 779 | 32 |
| | F | 971 | 935 | 19 | 17 | 818 | 774 | 26 |
| Dongnae-gu | S.T | 1,225 | 1,134 | 50 | 41 | 1,086 | 1,007 | 48 |
| | M | 640 | 578 | 32 | 30 | 571 | 523 | 27 |
| | F | 585 | 556 | 18 | 11 | 515 | 484 | 21 |
| Nam-gu | S.T | 1,451 | 1,361 | 45 | 45 | 1,214 | 1,109 | 55 |
| | M | 758 | 698 | 28 | 32 | 615 | 562 | 27 |
| | F | 693 | 663 | 17 | 13 | 599 | 547 | 28 |
| Gwangju-si | S.T | 1,501 | 1,418 | 43 | 40 | 1,275 | 1,199 | 37 |
| | M | 780 | 737 | 21 | 22 | 659 | 617 | 14 |
| | F | 721 | 681 | 22 | 18 | 616 | 582 | 23 |
| Haeundae-gu | S.T | 2,064 | 1,943 | 51 | 70 | 1,788 | 1,686 | 37 |
| | M | 1,089 | 1,011 | 28 | 50 | 933 | 868 | 25 |
| | F | 975 | 932 | 23 | 20 | 855 | 818 | 12 |
| Saha-gu | S.T | 2,046 | 1,843 | 144 | 59 | 1,845 | 1,605 | 160 |
| | M | 1,056 | 944 | 77 | 35 | 919 | 773 | 102 |
| | F | 990 | 899 | 67 | 24 | 926 | 832 | 58 |
| Geumjeong-gu | S.T | 913 | 874 | 24 | 15 | 759 | 694 | 35 |
| | M | 493 | 471 | 13 | 9 | 405 | 362 | 19 |
| | F | 420 | 403 | 11 | 6 | 354 | 332 | 16 |
| Gangseo-gu | S.T | 408 | 385 | 17 | 6 | 291 | 271 | 14 |
| | M | 210 | 199 | 8 | 3 | 150 | 135 | 10 |
| | F | 198 | 186 | 9 | 3 | 141 | 136 | 4 |
| Yeonje-gu | S.T | 1,042 | 972 | 33 | 37 | 904 | 852 | 24 |
| | M | 512 | 472 | 18 | 22 | 430 | 398 | 13 |
| | F | 530 | 500 | 15 | 15 | 474 | 454 | 11 |
| Suyeong-gu | S.T | 742 | 659 | 26 | 57 | 678 | 605 | 25 |
| | M | 397 | 343 | 17 | 37 | 340 | 294 | 16 |
| | F | 345 | 316 | 9 | 20 | 338 | 311 | 9 |
| Sasang-gu | S.T | 1,445 | 1,349 | 50 | 46 | 1,209 | 1,137 | 32 |
| | M | 762 | 706 | 29 | 27 | 595 | 554 | 18 |
| | F | 683 | 643 | 21 | 19 | 614 | 583 | 14 |

aX

X

Screenings for Infants and by District and Gender <Cont'd>

XX a
(Unit : Person)

| months) | ml 2 nh (54~60 months) | | | | nn2 oi X66~71 months) | | | |
|------------------------------------|------------------------|-------|---------|------------------------------------|-----------------------|-------|---------|------------------------------------|
| Requires Detailed Assessment | Total | Good | Caution | Requires Detailed Assessment | Total | Good | Caution | Requires Detailed Assessment |
| 7 | 112 | 100 | 6 | 6 | 114 | 107 | 2 | 5 |
| 2 | 54 | 48 | 2 | 4 | 54 | 51 | - | 3 |
| 5 | 58 | 52 | 4 | 2 | 60 | 56 | 2 | 2 |
| 18 | 343 | 313 | 13 | 17 | 334 | 304 | 7 | 23 |
| 11 | 158 | 144 | 4 | 10 | 172 | 155 | 4 | 13 |
| 7 | 185 | 169 | 9 | 7 | 162 | 149 | 3 | 10 |
| 15 | 322 | 282 | 21 | 19 | 293 | 268 | 15 | 10 |
| 11 | 159 | 135 | 13 | 11 | 147 | 137 | 7 | 3 |
| 4 | 163 | 147 | 8 | 8 | 146 | 131 | 8 | 7 |
| 15 | 476 | 449 | 14 | 13 | 425 | 405 | 10 | 10 |
| 12 | 243 | 227 | 7 | 9 | 226 | 214 | 6 | 6 |
| 3 | 233 | 222 | 7 | 4 | 199 | 191 | 4 | 4 |
| 46 | 1,336 | 1,244 | 41 | 51 | 1,081 | 1,011 | 37 | 33 |
| 28 | 658 | 609 | 20 | 29 | 537 | 491 | 23 | 23 |
| 18 | 678 | 635 | 21 | 22 | 544 | 520 | 14 | 10 |
| 31 | 946 | 865 | 51 | 30 | 805 | 747 | 29 | 29 |
| 21 | 495 | 448 | 26 | 21 | 405 | 372 | 16 | 17 |
| 10 | 451 | 417 | 25 | 9 | 400 | 375 | 13 | 12 |
| 50 | 1,119 | 1,001 | 45 | 73 | 966 | 877 | 44 | 45 |
| 26 | 592 | 527 | 28 | 37 | 487 | 439 | 21 | 27 |
| 24 | 527 | 474 | 17 | 36 | 479 | 438 | 23 | 18 |
| 39 | 1,095 | 1,017 | 30 | 48 | 1,025 | 970 | 25 | 30 |
| 28 | 549 | 512 | 10 | 27 | 543 | 513 | 10 | 20 |
| 11 | 546 | 505 | 20 | 21 | 482 | 457 | 15 | 10 |
| 65 | 1,488 | 1,389 | 46 | 53 | 1,356 | 1,278 | 40 | 38 |
| 40 | 736 | 691 | 18 | 27 | 704 | 665 | 17 | 22 |
| 25 | 752 | 698 | 28 | 26 | 652 | 613 | 23 | 16 |
| 80 | 1,609 | 1,361 | 152 | 96 | 1,441 | 1,241 | 115 | 85 |
| 44 | 848 | 705 | 96 | 47 | 741 | 629 | 67 | 45 |
| 36 | 761 | 656 | 56 | 49 | 700 | 612 | 48 | 40 |
| 30 | 725 | 679 | 26 | 20 | 587 | 538 | 22 | 27 |
| 24 | 374 | 346 | 14 | 14 | 310 | 284 | 9 | 17 |
| 6 | 351 | 333 | 12 | 6 | 277 | 254 | 13 | 10 |
| 6 | 260 | 235 | 9 | 16 | 204 | 188 | 6 | 10 |
| 5 | 135 | 122 | 4 | 9 | 106 | 98 | 2 | 6 |
| 1 | 125 | 113 | 5 | 7 | 98 | 90 | 4 | 4 |
| 28 | 788 | 719 | 31 | 38 | 651 | 612 | 23 | 16 |
| 19 | 403 | 372 | 16 | 15 | 345 | 328 | 9 | 8 |
| 9 | 385 | 347 | 15 | 23 | 306 | 284 | 14 | 8 |
| 48 | 568 | 503 | 30 | 35 | 443 | 407 | 20 | 16 |
| 30 | 283 | 247 | 15 | 21 | 225 | 208 | 10 | 7 |
| 18 | 285 | 256 | 15 | 14 | 218 | 199 | 10 | 9 |
| 40 | 961 | 894 | 31 | 36 | 872 | 816 | 21 | 35 |
| 23 | 504 | 472 | 12 | 20 | 459 | 431 | 9 | 19 |
| 17 | 457 | 422 | 19 | 16 | 413 | 385 | 12 | 16 |

Note: Based on Resident Registration Address

Table IV-3

Statistics on Comprehensive Diagnoses Based on Health

| Division | | (Total) | | | | l 4 n X4~6 | | |
|--------------|-----|----------------|---------------|--------------|------------------------------|---------------|---------------|------------|
| | | Total | Good | Caution | Requires Detailed Assessment | Total | Good | Caution |
| Gijang-gun | S.T | 5,671 | 4,487 | 737 | 447 | 1,063 | 841 | 163 |
| | M | 2,923 | 2,331 | 353 | 239 | 564 | 457 | 73 |
| | F | 2,748 | 2,156 | 384 | 208 | 499 | 384 | 90 |
| Daegu | S.T | 69,390 | 62,751 | 4,094 | 2,545 | 12,907 | 12,115 | 568 |
| | M | 35,848 | 32,220 | 2,225 | 1,403 | 6,626 | 6,199 | 309 |
| | F | 33,542 | 30,531 | 1,869 | 1,142 | 6,281 | 5,916 | 259 |
| Jung-gu | S.T | 1,719 | 1,619 | 54 | 46 | 279 | 272 | 4 |
| | M | 929 | 876 | 25 | 28 | 149 | 144 | 2 |
| | F | 790 | 743 | 29 | 18 | 130 | 128 | 2 |
| Dong-gu | S.T | 10,894 | 9,750 | 700 | 444 | 2,102 | 1,953 | 108 |
| | M | 5,620 | 5,012 | 378 | 230 | 1,097 | 1,019 | 58 |
| | F | 5,274 | 4,738 | 322 | 214 | 1,005 | 934 | 50 |
| Seo-gu | S.T | 4,392 | 3,896 | 289 | 207 | 811 | 754 | 33 |
| | M | 2,222 | 1,952 | 164 | 106 | 400 | 374 | 15 |
| | F | 2,170 | 1,944 | 125 | 101 | 411 | 380 | 18 |
| Nam-gu | S.T | 3,265 | 3,027 | 125 | 113 | 591 | 559 | 19 |
| | M | 1,721 | 1,579 | 74 | 68 | 319 | 299 | 11 |
| | F | 1,544 | 1,448 | 51 | 45 | 272 | 260 | 8 |
| Buk-gu | S.T | 14,124 | 12,767 | 828 | 529 | 2,665 | 2,517 | 116 |
| | M | 7,392 | 6,656 | 445 | 291 | 1,405 | 1,326 | 62 |
| | F | 6,732 | 6,111 | 383 | 238 | 1,260 | 1,191 | 54 |
| Gwangju-si | S.T | 9,336 | 8,712 | 352 | 272 | 1,628 | 1,556 | 57 |
| | M | 4,821 | 4,495 | 180 | 146 | 820 | 781 | 33 |
| | F | 4,515 | 4,217 | 172 | 126 | 808 | 775 | 24 |
| Dalseo-gu | S.T | 18,785 | 16,924 | 1,156 | 705 | 3,463 | 3,236 | 149 |
| | M | 9,616 | 8,563 | 654 | 399 | 1,745 | 1,623 | 79 |
| | F | 9,169 | 8,361 | 502 | 306 | 1,718 | 1,613 | 70 |
| Dalseong-gun | S.T | 6,875 | 6,056 | 590 | 229 | 1,368 | 1,268 | 82 |
| | M | 3,527 | 3,087 | 305 | 135 | 691 | 633 | 49 |
| | F | 3,348 | 2,969 | 285 | 94 | 677 | 635 | 33 |
| Incheon | S.T | 105,866 | 98,462 | 4,064 | 3,340 | 17,503 | 16,715 | 485 |
| | M | 54,611 | 50,510 | 2,247 | 1,854 | 9,026 | 8,621 | 248 |
| | F | 51,255 | 47,952 | 1,817 | 1,486 | 8,477 | 8,094 | 237 |
| Jung-gu | S.T | 3,687 | 3,426 | 151 | 110 | 589 | 569 | 13 |
| | M | 1,896 | 1,757 | 77 | 62 | 299 | 291 | 5 |
| | F | 1,791 | 1,669 | 74 | 48 | 290 | 278 | 8 |
| Dong-gu | S.T | 3,306 | 3,178 | 75 | 53 | 528 | 512 | 12 |
| | M | 1,676 | 1,612 | 41 | 23 | 269 | 260 | 7 |
| | F | 1,630 | 1,566 | 34 | 30 | 259 | 252 | 5 |
| Nam-gu | S.T | 14,128 | 12,439 | 1,042 | 647 | 2,290 | 2,099 | 127 |
| | M | 7,368 | 6,449 | 551 | 368 | 1,200 | 1,097 | 67 |
| | F | 6,760 | 5,990 | 491 | 279 | 1,090 | 1,002 | 60 |
| Yeonsu-gu | S.T | 9,999 | 9,221 | 432 | 346 | 1,671 | 1,608 | 37 |
| | M | 5,203 | 4,761 | 256 | 186 | 862 | 825 | 22 |
| | F | 4,796 | 4,460 | 176 | 160 | 809 | 783 | 15 |

aX

X

Screenings for Infants and by District and Gender <Cont'd>

XX a
(Unit : Person)

| months) | q l j X9~12 months) | | | | i p j l X18~24 months) | | | |
|------------------------------------|---------------------|---------------|------------|------------------------------------|------------------------|---------------|------------|------------------------------------|
| Requires Detailed Assessment | Total | Good | Caution | Requires Detailed Assessment | Total | Good | Caution | Requires Detailed Assessment |
| 59 | 887 | 706 | 131 | 50 | 957 | 769 | 135 | 53 |
| 34 | 466 | 380 | 56 | 30 | 493 | 393 | 74 | 26 |
| 25 | 421 | 326 | 75 | 20 | 464 | 376 | 61 | 27 |
| 224 | 12,155 | 11,130 | 684 | 341 | 12,780 | 11,597 | 811 | 372 |
| 118 | 6,259 | 5,698 | 380 | 181 | 6,685 | 6,034 | 443 | 208 |
| 106 | 5,896 | 5,432 | 304 | 160 | 6,095 | 5,563 | 368 | 164 |
| 3 | 283 | 268 | 10 | 5 | 310 | 298 | 8 | 4 |
| 3 | 144 | 133 | 7 | 4 | 173 | 166 | 5 | 2 |
| – | 139 | 135 | 3 | 1 | 137 | 132 | 3 | 2 |
| 41 | 1,902 | 1,721 | 121 | 60 | 1,935 | 1,759 | 116 | 60 |
| 20 | 989 | 890 | 69 | 30 | 1,014 | 916 | 62 | 36 |
| 21 | 913 | 831 | 52 | 30 | 921 | 843 | 54 | 24 |
| 24 | 807 | 738 | 44 | 25 | 828 | 737 | 66 | 25 |
| 11 | 402 | 372 | 23 | 7 | 422 | 364 | 43 | 15 |
| 13 | 405 | 366 | 21 | 18 | 406 | 373 | 23 | 10 |
| 13 | 622 | 588 | 20 | 14 | 607 | 569 | 25 | 13 |
| 9 | 329 | 306 | 14 | 9 | 329 | 310 | 12 | 7 |
| 4 | 293 | 282 | 6 | 5 | 278 | 259 | 13 | 6 |
| 32 | 2,469 | 2,226 | 166 | 77 | 2,637 | 2,412 | 165 | 60 |
| 17 | 1,309 | 1,166 | 96 | 47 | 1,391 | 1,268 | 91 | 32 |
| 15 | 1,160 | 1,060 | 70 | 30 | 1,246 | 1,144 | 74 | 28 |
| 15 | 1,553 | 1,470 | 59 | 24 | 1,627 | 1,522 | 66 | 39 |
| 6 | 792 | 752 | 28 | 12 | 865 | 812 | 34 | 19 |
| 9 | 761 | 718 | 31 | 12 | 762 | 710 | 32 | 20 |
| 78 | 3,295 | 3,028 | 168 | 99 | 3,450 | 3,090 | 237 | 123 |
| 43 | 1,672 | 1,529 | 93 | 50 | 1,769 | 1,562 | 135 | 72 |
| 35 | 1,623 | 1,499 | 75 | 49 | 1,681 | 1,528 | 102 | 51 |
| 18 | 1,224 | 1,091 | 96 | 37 | 1,386 | 1,210 | 128 | 48 |
| 9 | 622 | 550 | 50 | 22 | 722 | 636 | 61 | 25 |
| 9 | 602 | 541 | 46 | 15 | 664 | 574 | 67 | 23 |
| 303 | 16,138 | 15,196 | 565 | 377 | 18,259 | 17,111 | 695 | 453 |
| 157 | 8,385 | 7,869 | 314 | 202 | 9,438 | 8,800 | 389 | 249 |
| 146 | 7,753 | 7,327 | 251 | 175 | 8,821 | 8,311 | 306 | 204 |
| 7 | 525 | 485 | 23 | 17 | 606 | 570 | 22 | 14 |
| 3 | 263 | 242 | 12 | 9 | 333 | 312 | 14 | 7 |
| 4 | 262 | 243 | 11 | 8 | 273 | 258 | 8 | 7 |
| 4 | 494 | 479 | 10 | 5 | 606 | 584 | 13 | 9 |
| 2 | 250 | 243 | 5 | 2 | 319 | 310 | 7 | 2 |
| 2 | 244 | 236 | 5 | 3 | 287 | 274 | 6 | 7 |
| 64 | 2,171 | 1,970 | 135 | 66 | 2,490 | 2,228 | 172 | 90 |
| 36 | 1,178 | 1,061 | 75 | 42 | 1,309 | 1,163 | 95 | 51 |
| 28 | 993 | 909 | 60 | 24 | 1,181 | 1,065 | 77 | 39 |
| 26 | 1,518 | 1,413 | 69 | 36 | 1,703 | 1,592 | 68 | 43 |
| 15 | 796 | 735 | 40 | 21 | 876 | 816 | 39 | 21 |
| 11 | 722 | 678 | 29 | 15 | 827 | 776 | 29 | 22 |

Note: Based on Resident Registration Address

Table IV-3

Statistics on Comprehensive Diagnoses Based on Health

| Division | | 30~36 (30~36 months) | | | | XXXXXXXXXXXX j l p X42~48 | | |
|--------------|-----|----------------------|--------|---------|------------------------------|---------------------------|--------|---------|
| | | Total | Good | Caution | Requires Detailed Assessment | Total | Good | Caution |
| Gijang-gun | S.T | 816 | 646 | 93 | 77 | 733 | 600 | 73 |
| | M | 403 | 325 | 43 | 35 | 376 | 310 | 37 |
| | F | 413 | 321 | 50 | 42 | 357 | 290 | 36 |
| Daegu | S.T | 10,722 | 9,609 | 643 | 470 | 9,054 | 8,035 | 571 |
| | M | 5,517 | 4,883 | 362 | 272 | 4,735 | 4,182 | 302 |
| | F | 5,205 | 4,726 | 281 | 198 | 4,319 | 3,853 | 269 |
| Jung-gu | S.T | 289 | 269 | 12 | 8 | 252 | 232 | 9 |
| | M | 160 | 150 | 4 | 6 | 127 | 121 | 2 |
| | F | 129 | 119 | 8 | 2 | 125 | 111 | 7 |
| Dong-gu | S.T | 1,709 | 1,511 | 109 | 89 | 1,451 | 1,272 | 106 |
| | M | 863 | 753 | 62 | 48 | 732 | 649 | 47 |
| | F | 846 | 758 | 47 | 41 | 719 | 623 | 59 |
| Seo-gu | S.T | 624 | 544 | 38 | 42 | 534 | 453 | 50 |
| | M | 315 | 266 | 23 | 26 | 268 | 224 | 30 |
| | F | 309 | 278 | 15 | 16 | 266 | 229 | 20 |
| Nam-gu | S.T | 487 | 445 | 19 | 23 | 413 | 381 | 18 |
| | M | 243 | 215 | 15 | 13 | 222 | 203 | 10 |
| | F | 244 | 230 | 4 | 10 | 191 | 178 | 8 |
| Buk-gu | S.T | 2,134 | 1,910 | 122 | 102 | 1,811 | 1,595 | 98 |
| | M | 1,101 | 974 | 70 | 57 | 946 | 830 | 50 |
| | F | 1,033 | 936 | 52 | 45 | 865 | 765 | 48 |
| Gwangju-si | S.T | 1,512 | 1,406 | 54 | 52 | 1,245 | 1,150 | 40 |
| | M | 784 | 730 | 30 | 24 | 656 | 603 | 16 |
| | F | 728 | 676 | 24 | 28 | 589 | 547 | 24 |
| Dalseo-gu | S.T | 2,934 | 2,630 | 185 | 119 | 2,516 | 2,227 | 178 |
| | M | 1,533 | 1,354 | 104 | 75 | 1,326 | 1,155 | 105 |
| | F | 1,401 | 1,276 | 81 | 44 | 1,190 | 1,072 | 73 |
| Dalseong-gun | S.T | 1,033 | 894 | 104 | 35 | 832 | 725 | 72 |
| | M | 518 | 441 | 54 | 23 | 458 | 397 | 42 |
| | F | 515 | 453 | 50 | 12 | 374 | 328 | 30 |
| Incheon | S.T | 16,832 | 15,568 | 730 | 534 | 14,853 | 13,671 | 558 |
| | M | 8,661 | 7,901 | 431 | 329 | 7,633 | 6,984 | 307 |
| | F | 8,171 | 7,667 | 299 | 205 | 7,220 | 6,687 | 251 |
| Jung-gu | S.T | 599 | 553 | 27 | 19 | 546 | 495 | 28 |
| | M | 298 | 271 | 15 | 12 | 283 | 256 | 15 |
| | F | 301 | 282 | 12 | 7 | 263 | 239 | 13 |
| Dong-gu | S.T | 556 | 524 | 18 | 14 | 475 | 456 | 9 |
| | M | 278 | 259 | 11 | 8 | 235 | 229 | 3 |
| | F | 278 | 265 | 7 | 6 | 240 | 227 | 6 |
| Nam-gu | S.T | 2,255 | 1,968 | 188 | 99 | 1,958 | 1,696 | 150 |
| | M | 1,116 | 960 | 101 | 55 | 1,003 | 865 | 77 |
| | F | 1,139 | 1,008 | 87 | 44 | 955 | 831 | 73 |
| Yeonsu-gu | S.T | 1,604 | 1,481 | 72 | 51 | 1,374 | 1,248 | 48 |
| | M | 850 | 771 | 50 | 29 | 718 | 646 | 29 |
| | F | 754 | 710 | 22 | 22 | 656 | 602 | 19 |

aX

X

Screenings for Infants and by District and Gender <Cont'd>

XX a
(Unit : Person)

| months) | ml 2 nh (54~60 months) | | | | nn2 oi X66~71 months) | | | |
|------------------------------------|------------------------|---------------|------------|------------------------------------|-----------------------|--------------|------------|------------------------------------|
| Requires Detailed Assessment | Total | Good | Caution | Requires Detailed Assessment | Total | Good | Caution | Requires Detailed Assessment |
| 60 | 630 | 518 | 45 | 67 | 585 | 407 | 97 | 81 |
| 29 | 321 | 267 | 19 | 35 | 300 | 199 | 51 | 50 |
| 31 | 309 | 251 | 26 | 32 | 285 | 208 | 46 | 31 |
| 448 | 6,680 | 5,793 | 486 | 401 | 5,092 | 4,472 | 331 | 289 |
| 251 | 3,384 | 2,917 | 256 | 211 | 2,642 | 2,307 | 173 | 162 |
| 197 | 3,296 | 2,876 | 230 | 190 | 2,450 | 2,165 | 158 | 127 |
| 11 | 189 | 169 | 10 | 10 | 117 | 111 | 1 | 5 |
| 4 | 116 | 105 | 5 | 6 | 60 | 57 | — | 3 |
| 7 | 73 | 64 | 5 | 4 | 57 | 54 | 1 | 2 |
| 73 | 1,042 | 886 | 90 | 66 | 753 | 648 | 50 | 55 |
| 36 | 522 | 441 | 51 | 30 | 403 | 344 | 29 | 30 |
| 37 | 520 | 445 | 39 | 36 | 350 | 304 | 21 | 25 |
| 31 | 417 | 356 | 30 | 31 | 371 | 314 | 28 | 29 |
| 14 | 223 | 190 | 13 | 20 | 192 | 162 | 17 | 13 |
| 17 | 194 | 166 | 17 | 11 | 179 | 152 | 11 | 16 |
| 14 | 326 | 292 | 11 | 23 | 219 | 193 | 13 | 13 |
| 9 | 163 | 143 | 6 | 14 | 116 | 103 | 6 | 7 |
| 5 | 163 | 149 | 5 | 9 | 103 | 90 | 7 | 6 |
| 118 | 1,342 | 1,182 | 82 | 78 | 1,066 | 925 | 79 | 62 |
| 66 | 677 | 603 | 39 | 35 | 563 | 489 | 37 | 37 |
| 52 | 665 | 579 | 43 | 43 | 503 | 436 | 42 | 25 |
| 55 | 960 | 868 | 47 | 45 | 811 | 740 | 29 | 42 |
| 37 | 481 | 432 | 26 | 23 | 423 | 385 | 13 | 25 |
| 18 | 479 | 436 | 21 | 22 | 388 | 355 | 16 | 17 |
| 111 | 1,809 | 1,545 | 147 | 117 | 1,318 | 1,168 | 92 | 58 |
| 66 | 906 | 763 | 83 | 60 | 665 | 577 | 55 | 33 |
| 45 | 903 | 782 | 64 | 57 | 653 | 591 | 37 | 25 |
| 35 | 595 | 495 | 69 | 31 | 437 | 373 | 39 | 25 |
| 19 | 296 | 240 | 33 | 23 | 220 | 190 | 16 | 14 |
| 16 | 299 | 255 | 36 | 8 | 217 | 183 | 23 | 11 |
| 624 | 12,393 | 11,242 | 570 | 581 | 9,888 | 8,959 | 461 | 468 |
| 342 | 6,358 | 5,730 | 307 | 321 | 5,110 | 4,605 | 251 | 254 |
| 282 | 6,035 | 5,512 | 263 | 260 | 4,778 | 4,354 | 210 | 214 |
| 23 | 455 | 422 | 15 | 18 | 367 | 332 | 23 | 12 |
| 12 | 227 | 211 | 4 | 12 | 193 | 174 | 12 | 7 |
| 11 | 228 | 211 | 11 | 6 | 174 | 158 | 11 | 5 |
| 10 | 374 | 364 | 6 | 4 | 273 | 259 | 7 | 7 |
| 3 | 191 | 184 | 5 | 2 | 134 | 127 | 3 | 4 |
| 7 | 183 | 180 | 1 | 2 | 139 | 132 | 4 | 3 |
| 112 | 1,694 | 1,418 | 155 | 121 | 1,270 | 1,060 | 115 | 95 |
| 61 | 896 | 744 | 81 | 71 | 666 | 559 | 55 | 52 |
| 51 | 798 | 674 | 74 | 50 | 604 | 501 | 60 | 43 |
| 78 | 1,139 | 1,013 | 65 | 61 | 990 | 866 | 73 | 51 |
| 43 | 584 | 522 | 32 | 30 | 517 | 446 | 44 | 27 |
| 35 | 555 | 491 | 33 | 31 | 473 | 420 | 29 | 24 |

Note: Based on Resident Registration Address

Table IV-3

Statistics on Comprehensive Diagnoses Based on Health

| Division | | (Total) | | | | l 6 n X4~6 | | |
|-------------|-----|---------------|---------------|--------------|------------------------------|--------------|--------------|------------|
| | | Total | Good | Caution | Requires Detailed Assessment | Total | Good | Caution |
| Namdong-gu | S.T | 19,425 | 18,259 | 571 | 595 | 3,152 | 3,038 | 58 |
| | M | 9,997 | 9,354 | 311 | 332 | 1,589 | 1,532 | 25 |
| | F | 9,428 | 8,905 | 260 | 263 | 1,563 | 1,506 | 33 |
| Bupyeong-gu | S.T | 20,456 | 19,136 | 761 | 559 | 3,387 | 3,247 | 102 |
| | M | 10,585 | 9,847 | 422 | 316 | 1,735 | 1,672 | 50 |
| | F | 9,871 | 9,289 | 339 | 243 | 1,652 | 1,575 | 52 |
| Gyeong-gu | S.T | 14,511 | 13,804 | 258 | 449 | 2,277 | 2,208 | 26 |
| | M | 7,416 | 7,029 | 140 | 247 | 1,201 | 1,173 | 8 |
| | F | 7,095 | 6,775 | 118 | 202 | 1,076 | 1,035 | 18 |
| Seo-gu | S.T | 18,387 | 17,275 | 616 | 496 | 3,370 | 3,212 | 95 |
| | M | 9,461 | 8,828 | 362 | 271 | 1,730 | 1,643 | 53 |
| | F | 8,926 | 8,447 | 254 | 225 | 1,640 | 1,569 | 42 |
| Ganghwa-gun | S.T | 1,346 | 1,183 | 115 | 48 | 167 | 155 | 12 |
| | M | 702 | 609 | 69 | 24 | 98 | 89 | 9 |
| | F | 644 | 574 | 46 | 24 | 69 | 66 | 3 |
| Ongjin-gun | S.T | 621 | 541 | 43 | 37 | 72 | 67 | 3 |
| | M | 307 | 264 | 18 | 25 | 43 | 39 | 2 |
| | F | 314 | 277 | 25 | 12 | 29 | 28 | 1 |
| Gwangju | S.T | 49,711 | 46,535 | 2,184 | 992 | 8,133 | 7,864 | 214 |
| | M | 25,574 | 23,789 | 1,214 | 571 | 4,161 | 4,028 | 105 |
| | F | 24,137 | 22,746 | 970 | 421 | 3,972 | 3,836 | 109 |
| Gwangju-si | S.T | 2,323 | 2,201 | 78 | 44 | 437 | 422 | 12 |
| | M | 1,192 | 1,123 | 42 | 27 | 219 | 210 | 6 |
| | F | 1,131 | 1,078 | 36 | 17 | 218 | 212 | 6 |
| Seo-gu | S.T | 9,143 | 8,434 | 417 | 292 | 1,553 | 1,493 | 44 |
| | M | 4,758 | 4,371 | 218 | 169 | 781 | 752 | 21 |
| | F | 4,385 | 4,063 | 199 | 123 | 772 | 741 | 23 |
| Nam-gu | S.T | 6,318 | 6,035 | 178 | 105 | 1,063 | 1,033 | 19 |
| | M | 3,240 | 3,089 | 91 | 60 | 543 | 530 | 8 |
| | F | 3,078 | 2,946 | 87 | 45 | 520 | 503 | 11 |
| Buk-gu | S.T | 14,764 | 13,760 | 696 | 308 | 2,253 | 2,173 | 64 |
| | M | 7,562 | 6,986 | 396 | 180 | 1,131 | 1,092 | 31 |
| | F | 7,202 | 6,774 | 300 | 128 | 1,122 | 1,081 | 33 |
| Gwangsan-gu | S.T | 17,163 | 16,105 | 815 | 243 | 2,827 | 2,743 | 75 |
| | M | 8,822 | 8,220 | 467 | 135 | 1,487 | 1,444 | 39 |
| | F | 8,341 | 7,885 | 348 | 108 | 1,340 | 1,299 | 36 |
| Daejeon | S.T | 57,731 | 55,231 | 1,372 | 1,128 | 9,466 | 9,235 | 176 |
| | M | 29,932 | 28,548 | 740 | 644 | 4,938 | 4,808 | 108 |
| | F | 27,799 | 26,683 | 632 | 484 | 4,528 | 4,427 | 68 |
| Dong-gu | S.T | 9,400 | 9,012 | 213 | 175 | 1,533 | 1,504 | 22 |
| | M | 4,854 | 4,626 | 119 | 109 | 769 | 751 | 14 |
| | F | 4,546 | 4,386 | 94 | 66 | 764 | 753 | 8 |

aX

X

Screenings for Infants and by District and Gender <Cont'd>

(Unit : Person)

| months) | qç i j X9~12 months) | | | | i pç j l X18~24 months) | | | |
|------------------------------------|----------------------|--------------|------------|------------------------------------|-------------------------|--------------|------------|------------------------------------|
| Requires Detailed Assessment | Total | Good | Caution | Requires Detailed Assessment | Total | Good | Caution | Requires Detailed Assessment |
| 56 | 3,054 | 2,914 | 83 | 57 | 3,415 | 3,235 | 111 | 69 |
| 32 | 1,568 | 1,492 | 43 | 33 | 1,772 | 1,666 | 64 | 42 |
| 24 | 1,486 | 1,422 | 40 | 24 | 1,643 | 1,569 | 47 | 27 |
| 38 | 3,131 | 2,978 | 97 | 56 | 3,558 | 3,347 | 132 | 79 |
| 13 | 1,633 | 1,552 | 52 | 29 | 1,830 | 1,715 | 74 | 41 |
| 25 | 1,498 | 1,426 | 45 | 27 | 1,728 | 1,632 | 58 | 38 |
| 43 | 2,094 | 2,005 | 42 | 47 | 2,428 | 2,310 | 49 | 69 |
| 20 | 1,076 | 1,028 | 24 | 24 | 1,200 | 1,137 | 25 | 38 |
| 23 | 1,018 | 977 | 18 | 23 | 1,228 | 1,173 | 24 | 31 |
| 63 | 2,890 | 2,731 | 77 | 82 | 3,133 | 2,967 | 104 | 62 |
| 34 | 1,487 | 1,400 | 49 | 38 | 1,635 | 1,542 | 57 | 36 |
| 29 | 1,403 | 1,331 | 28 | 44 | 1,498 | 1,425 | 47 | 26 |
| – | 166 | 136 | 24 | 6 | 215 | 185 | 16 | 14 |
| – | 81 | 67 | 13 | 1 | 113 | 95 | 10 | 8 |
| – | 85 | 69 | 11 | 5 | 102 | 90 | 6 | 6 |
| 2 | 95 | 85 | 5 | 5 | 105 | 93 | 8 | 4 |
| 2 | 53 | 49 | 1 | 3 | 51 | 44 | 4 | 3 |
| – | 42 | 36 | 4 | 2 | 54 | 49 | 4 | 1 |
| 55 | 7,658 | 7,236 | 323 | 99 | 8,845 | 8,304 | 417 | 124 |
| 28 | 3,917 | 3,694 | 170 | 53 | 4,596 | 4,265 | 250 | 81 |
| 27 | 3,741 | 3,542 | 153 | 46 | 4,249 | 4,039 | 167 | 43 |
| 3 | 393 | 372 | 13 | 8 | 393 | 372 | 16 | 5 |
| 3 | 203 | 196 | 6 | 1 | 205 | 192 | 9 | 4 |
| – | 190 | 176 | 7 | 7 | 188 | 180 | 7 | 1 |
| 16 | 1,478 | 1,383 | 67 | 28 | 1,557 | 1,438 | 80 | 39 |
| 8 | 744 | 697 | 31 | 16 | 845 | 771 | 46 | 28 |
| 8 | 734 | 686 | 36 | 12 | 712 | 667 | 34 | 11 |
| 11 | 960 | 923 | 30 | 7 | 1,161 | 1,109 | 39 | 13 |
| 5 | 493 | 474 | 14 | 5 | 602 | 576 | 18 | 8 |
| 6 | 467 | 449 | 16 | 2 | 559 | 533 | 21 | 5 |
| 16 | 2,172 | 2,045 | 94 | 33 | 2,633 | 2,483 | 120 | 30 |
| 8 | 1,101 | 1,023 | 58 | 20 | 1,348 | 1,255 | 77 | 16 |
| 8 | 1,071 | 1,022 | 36 | 13 | 1,285 | 1,228 | 43 | 14 |
| 9 | 2,655 | 2,513 | 119 | 23 | 3,101 | 2,902 | 162 | 37 |
| 4 | 1,376 | 1,304 | 61 | 11 | 1,596 | 1,471 | 100 | 25 |
| 5 | 1,279 | 1,209 | 58 | 12 | 1,505 | 1,431 | 62 | 12 |
| 55 | 8,785 | 8,482 | 199 | 104 | 10,050 | 9,681 | 219 | 150 |
| 22 | 4,536 | 4,371 | 99 | 66 | 5,213 | 4,997 | 126 | 90 |
| 33 | 4,249 | 4,111 | 100 | 38 | 4,837 | 4,684 | 93 | 60 |
| 7 | 1,362 | 1,336 | 18 | 8 | 1,632 | 1,576 | 36 | 20 |
| 4 | 703 | 694 | 5 | 4 | 854 | 813 | 25 | 16 |
| 3 | 659 | 642 | 13 | 4 | 778 | 763 | 11 | 4 |

Note: Based on Resident Registration Address

Table IV-3

Statistics on Comprehensive Diagnoses Based on Health

| Division | | 30~36 (30~36 months) | | | | XXXXXXXXXX j l p X42~48 | | |
|-------------|-----|----------------------|--------------|------------|------------------------------|-------------------------|--------------|------------|
| | | Total | Good | Caution | Requires Detailed Assessment | Total | Good | Caution |
| Namdong-gu | S.T | 3,136 | 2,939 | 107 | 90 | 2,727 | 2,532 | 85 |
| | M | 1,652 | 1,542 | 59 | 51 | 1,390 | 1,283 | 45 |
| | F | 1,484 | 1,397 | 48 | 39 | 1,337 | 1,249 | 40 |
| Bupyeong-gu | S.T | 3,325 | 3,078 | 144 | 103 | 2,875 | 2,658 | 109 |
| | M | 1,692 | 1,537 | 84 | 71 | 1,511 | 1,385 | 64 |
| | F | 1,633 | 1,541 | 60 | 32 | 1,364 | 1,273 | 45 |
| Gyeong-gu | S.T | 2,147 | 2,039 | 47 | 61 | 2,063 | 1,945 | 37 |
| | M | 1,087 | 1,017 | 33 | 37 | 1,055 | 996 | 19 |
| | F | 1,060 | 1,022 | 14 | 24 | 1,008 | 949 | 18 |
| Seo-gu | S.T | 2,865 | 2,685 | 95 | 85 | 2,553 | 2,389 | 76 |
| | M | 1,510 | 1,393 | 59 | 58 | 1,301 | 1,205 | 47 |
| | F | 1,355 | 1,292 | 36 | 27 | 1,252 | 1,184 | 29 |
| Ganghwa-gun | S.T | 245 | 217 | 22 | 6 | 182 | 164 | 10 |
| | M | 132 | 113 | 16 | 3 | 87 | 77 | 5 |
| | F | 113 | 104 | 6 | 3 | 95 | 87 | 5 |
| Ongjin-gun | S.T | 100 | 84 | 10 | 6 | 100 | 88 | 6 |
| | M | 46 | 38 | 3 | 5 | 50 | 42 | 3 |
| | F | 54 | 46 | 7 | 1 | 50 | 46 | 3 |
| Gwangju | S.T | 7,831 | 7,291 | 365 | 175 | 6,501 | 5,982 | 337 |
| | M | 4,046 | 3,739 | 208 | 99 | 3,358 | 3,067 | 186 |
| | F | 3,785 | 3,552 | 157 | 76 | 3,143 | 2,915 | 151 |
| Gwangju-si | S.T | 355 | 337 | 11 | 7 | 266 | 248 | 12 |
| | M | 185 | 171 | 8 | 6 | 148 | 140 | 6 |
| | F | 170 | 166 | 3 | 1 | 118 | 108 | 6 |
| Seo-gu | S.T | 1,447 | 1,332 | 66 | 49 | 1,169 | 1,074 | 49 |
| | M | 763 | 699 | 35 | 29 | 616 | 568 | 25 |
| | F | 684 | 633 | 31 | 20 | 553 | 506 | 24 |
| Nam-gu | S.T | 982 | 935 | 32 | 15 | 857 | 799 | 35 |
| | M | 473 | 450 | 15 | 8 | 454 | 419 | 21 |
| | F | 509 | 485 | 17 | 7 | 403 | 380 | 14 |
| Buk-gu | S.T | 2,357 | 2,185 | 119 | 53 | 1,975 | 1,808 | 109 |
| | M | 1,249 | 1,149 | 67 | 33 | 1,033 | 932 | 62 |
| | F | 1,108 | 1,036 | 52 | 20 | 942 | 876 | 47 |
| Gwangsan-gu | S.T | 2,690 | 2,502 | 137 | 51 | 2,234 | 2,053 | 132 |
| | M | 1,376 | 1,270 | 83 | 23 | 1,107 | 1,008 | 72 |
| | F | 1,314 | 1,232 | 54 | 28 | 1,127 | 1,045 | 60 |
| Daejeon | S.T | 9,146 | 8,729 | 231 | 186 | 7,972 | 7,536 | 217 |
| | M | 4,692 | 4,451 | 120 | 121 | 4,132 | 3,876 | 125 |
| | F | 4,454 | 4,278 | 111 | 65 | 3,840 | 3,660 | 92 |
| Dong-gu | S.T | 1,491 | 1,428 | 36 | 27 | 1,308 | 1,229 | 38 |
| | M | 789 | 747 | 22 | 20 | 665 | 613 | 26 |
| | F | 702 | 681 | 14 | 7 | 643 | 616 | 12 |

aX

X

Screenings for Infants and by District and Gender <Cont'd>

XX a
(Unit : Person)

| months) | m l n h (54~60 months) | | | | nnz oi X66~71 months) | | | |
|------------------------------------|------------------------|--------------|------------|------------------------------------|-----------------------|--------------|------------|------------------------------------|
| Requires Detailed Assessment | Total | Good | Caution | Requires Detailed Assessment | Total | Good | Caution | Requires Detailed Assessment |
| 110 | 2,160 | 1,959 | 76 | 125 | 1,781 | 1,642 | 51 | 88 |
| 62 | 1,114 | 1,004 | 42 | 68 | 912 | 835 | 33 | 44 |
| 48 | 1,046 | 955 | 34 | 57 | 869 | 807 | 18 | 44 |
| 108 | 2,388 | 2,176 | 105 | 107 | 1,792 | 1,652 | 72 | 68 |
| 62 | 1,251 | 1,128 | 60 | 63 | 933 | 858 | 38 | 37 |
| 46 | 1,137 | 1,048 | 45 | 44 | 859 | 794 | 34 | 31 |
| 81 | 1,918 | 1,820 | 33 | 65 | 1,584 | 1,477 | 24 | 83 |
| 40 | 974 | 919 | 19 | 36 | 823 | 759 | 12 | 52 |
| 41 | 944 | 901 | 14 | 29 | 761 | 718 | 12 | 31 |
| 88 | 1,977 | 1,824 | 92 | 61 | 1,599 | 1,467 | 77 | 55 |
| 49 | 978 | 896 | 54 | 28 | 820 | 749 | 43 | 28 |
| 39 | 999 | 928 | 38 | 33 | 779 | 718 | 34 | 27 |
| 8 | 200 | 174 | 16 | 10 | 171 | 152 | 15 | 4 |
| 5 | 106 | 92 | 8 | 6 | 85 | 76 | 8 | 1 |
| 3 | 94 | 82 | 8 | 4 | 86 | 76 | 7 | 3 |
| 6 | 88 | 72 | 7 | 9 | 61 | 52 | 4 | 5 |
| 5 | 37 | 30 | 2 | 5 | 27 | 22 | 3 | 2 |
| 1 | 51 | 42 | 5 | 4 | 34 | 30 | 1 | 3 |
| 182 | 5,930 | 5,447 | 294 | 189 | 4,813 | 4,411 | 234 | 168 |
| 105 | 3,056 | 2,771 | 163 | 122 | 2,440 | 2,225 | 132 | 83 |
| 77 | 2,874 | 2,676 | 131 | 67 | 2,373 | 2,186 | 102 | 85 |
| 6 | 262 | 246 | 8 | 8 | 217 | 204 | 6 | 7 |
| 2 | 133 | 121 | 5 | 7 | 99 | 93 | 2 | 4 |
| 4 | 129 | 125 | 3 | 1 | 118 | 111 | 4 | 3 |
| 46 | 1,091 | 970 | 55 | 66 | 848 | 744 | 56 | 48 |
| 23 | 567 | 494 | 32 | 41 | 442 | 390 | 28 | 24 |
| 23 | 524 | 476 | 23 | 25 | 406 | 354 | 28 | 24 |
| 23 | 746 | 709 | 16 | 21 | 549 | 527 | 7 | 15 |
| 14 | 400 | 374 | 13 | 13 | 275 | 266 | 2 | 7 |
| 9 | 346 | 335 | 3 | 8 | 274 | 261 | 5 | 8 |
| 58 | 1,859 | 1,685 | 113 | 61 | 1,515 | 1,381 | 77 | 57 |
| 39 | 953 | 860 | 56 | 37 | 747 | 675 | 45 | 27 |
| 19 | 906 | 825 | 57 | 24 | 768 | 706 | 32 | 30 |
| 49 | 1,972 | 1,837 | 102 | 33 | 1,684 | 1,555 | 88 | 41 |
| 27 | 1,003 | 922 | 57 | 24 | 877 | 801 | 55 | 21 |
| 22 | 969 | 915 | 45 | 9 | 807 | 754 | 33 | 20 |
| 219 | 6,524 | 6,131 | 182 | 211 | 5,788 | 5,437 | 148 | 203 |
| 131 | 3,383 | 3,182 | 91 | 110 | 3,038 | 2,863 | 71 | 104 |
| 88 | 3,141 | 2,949 | 91 | 101 | 2,750 | 2,574 | 77 | 99 |
| 41 | 1,102 | 1,037 | 29 | 36 | 972 | 902 | 34 | 36 |
| 26 | 576 | 546 | 11 | 19 | 498 | 462 | 16 | 20 |
| 15 | 526 | 491 | 18 | 17 | 474 | 440 | 18 | 16 |

Note: Based on Resident Registration Address

Table IV-3

Statistics on Comprehensive Diagnoses Based on Health

| Division | | (Total) | | | | I 4 n X4~6 | | |
|-------------------------|-----|----------------|----------------|---------------|------------------------------|---------------|---------------|--------------|
| | | Total | Good | Caution | Requires Detailed Assessment | Total | Good | Caution |
| Jung-gu | S.T | 8,949 | 8,498 | 262 | 189 | 1,463 | 1,414 | 41 |
| | M | 4,594 | 4,339 | 145 | 110 | 760 | 728 | 27 |
| | F | 4,355 | 4,159 | 117 | 79 | 703 | 686 | 14 |
| Seo-gu | S.T | 17,478 | 16,652 | 452 | 374 | 2,949 | 2,869 | 58 |
| | M | 9,027 | 8,586 | 228 | 213 | 1,570 | 1,531 | 31 |
| | F | 8,451 | 8,066 | 224 | 161 | 1,379 | 1,338 | 27 |
| Yuseong-gu | S.T | 14,493 | 13,842 | 352 | 299 | 2,442 | 2,383 | 44 |
| | M | 7,567 | 7,207 | 204 | 156 | 1,263 | 1,229 | 30 |
| | F | 6,926 | 6,635 | 148 | 143 | 1,179 | 1,154 | 14 |
| Daedeok-gu | S.T | 7,411 | 7,227 | 93 | 91 | 1,079 | 1,065 | 11 |
| | M | 3,890 | 3,790 | 44 | 56 | 576 | 569 | 6 |
| | F | 3,521 | 3,437 | 49 | 35 | 503 | 496 | 5 |
| Ulsan | S.T | 46,140 | 43,150 | 1,769 | 1,221 | 8,028 | 7,745 | 188 |
| | M | 23,935 | 22,255 | 990 | 690 | 4,165 | 4,008 | 110 |
| | F | 22,205 | 20,895 | 779 | 531 | 3,863 | 3,737 | 78 |
| Jung-gu | S.T | 7,386 | 6,902 | 327 | 157 | 1,239 | 1,199 | 29 |
| | M | 3,811 | 3,531 | 187 | 93 | 632 | 605 | 21 |
| | F | 3,575 | 3,371 | 140 | 64 | 607 | 594 | 8 |
| Nam-gu | S.T | 11,749 | 11,259 | 317 | 173 | 2,190 | 2,148 | 30 |
| | M | 6,194 | 5,895 | 197 | 102 | 1,144 | 1,119 | 22 |
| | F | 5,555 | 5,364 | 120 | 71 | 1,046 | 1,029 | 8 |
| Gwangju-si | S.T | 7,695 | 7,343 | 119 | 233 | 1,535 | 1,488 | 24 |
| | M | 4,027 | 3,834 | 61 | 132 | 805 | 779 | 11 |
| | F | 3,668 | 3,509 | 58 | 101 | 730 | 709 | 13 |
| Buk-gu | S.T | 10,359 | 9,450 | 572 | 337 | 1,681 | 1,586 | 66 |
| | M | 5,342 | 4,863 | 300 | 179 | 858 | 811 | 35 |
| | F | 5,017 | 4,587 | 272 | 158 | 823 | 775 | 31 |
| Ulju-gun | S.T | 8,951 | 8,196 | 434 | 321 | 1,383 | 1,324 | 39 |
| | M | 4,561 | 4,132 | 245 | 184 | 726 | 694 | 21 |
| | F | 4,390 | 4,064 | 189 | 137 | 657 | 630 | 18 |
| Sejong | S.T | 3,610 | 3,363 | 153 | 94 | 587 | 548 | 37 |
| | M | 1,806 | 1,682 | 75 | 49 | 317 | 297 | 20 |
| | F | 1,804 | 1,681 | 78 | 45 | 270 | 251 | 17 |
| Gyeonggi | S.T | 487,164 | 450,756 | 20,430 | 15,978 | 81,263 | 77,572 | 2,427 |
| | M | 250,534 | 230,578 | 11,104 | 8,852 | 41,877 | 40,009 | 1,221 |
| | F | 236,630 | 220,178 | 9,326 | 7,126 | 39,386 | 37,563 | 1,206 |
| Suwon-si Jangan-gu | S.T | 11,404 | 10,324 | 718 | 362 | 1,802 | 1,681 | 88 |
| | M | 5,870 | 5,261 | 390 | 219 | 908 | 837 | 52 |
| | F | 5,534 | 5,063 | 328 | 143 | 894 | 844 | 36 |
| Suwon-si Gwonseon-gu | S.T | 12,276 | 11,128 | 555 | 593 | 2,226 | 2,091 | 91 |
| | M | 6,335 | 5,683 | 302 | 350 | 1,167 | 1,091 | 49 |
| | F | 5,941 | 5,445 | 253 | 243 | 1,059 | 1,000 | 42 |

aX X

Screenings for Infants and by District and Gender <Cont'd>

XX a
(Unit : Person)

| months) | qçij X9~12 months) | | | | i pçjl X18~24 months) | | | |
|------------------------------------|--------------------|---------------|--------------|------------------------------------|-----------------------|---------------|--------------|------------------------------------|
| Requires Detailed Assessment | Total | Good | Caution | Requires Detailed Assessment | Total | Good | Caution | Requires Detailed Assessment |
| 8 | 1,339 | 1,290 | 35 | 14 | 1,514 | 1,449 | 45 | 20 |
| 5 | 694 | 667 | 16 | 11 | 759 | 725 | 24 | 10 |
| 3 | 645 | 623 | 19 | 3 | 755 | 724 | 21 | 10 |
| 22 | 2,787 | 2,672 | 78 | 37 | 3,171 | 3,048 | 68 | 55 |
| 8 | 1,435 | 1,362 | 45 | 28 | 1,609 | 1,539 | 39 | 31 |
| 14 | 1,352 | 1,310 | 33 | 9 | 1,562 | 1,509 | 29 | 24 |
| 15 | 2,250 | 2,156 | 61 | 33 | 2,412 | 2,318 | 54 | 40 |
| 4 | 1,173 | 1,124 | 31 | 18 | 1,267 | 1,213 | 32 | 22 |
| 11 | 1,077 | 1,032 | 30 | 15 | 1,145 | 1,105 | 22 | 18 |
| 3 | 1,047 | 1,028 | 7 | 12 | 1,321 | 1,290 | 16 | 15 |
| 1 | 531 | 524 | 2 | 5 | 724 | 707 | 6 | 11 |
| 2 | 516 | 504 | 5 | 7 | 597 | 583 | 10 | 4 |
| 95 | 7,536 | 7,167 | 246 | 123 | 8,352 | 7,915 | 289 | 148 |
| 47 | 3,884 | 3,655 | 159 | 70 | 4,283 | 4,022 | 167 | 94 |
| 48 | 3,652 | 3,512 | 87 | 53 | 4,069 | 3,893 | 122 | 54 |
| 11 | 1,158 | 1,092 | 50 | 16 | 1,359 | 1,268 | 64 | 27 |
| 6 | 585 | 545 | 31 | 9 | 706 | 648 | 42 | 16 |
| 5 | 573 | 547 | 19 | 7 | 653 | 620 | 22 | 11 |
| 12 | 2,056 | 1,972 | 63 | 21 | 2,157 | 2,085 | 52 | 20 |
| 3 | 1,088 | 1,031 | 43 | 14 | 1,140 | 1,095 | 34 | 11 |
| 9 | 968 | 941 | 20 | 7 | 1,017 | 990 | 18 | 9 |
| 23 | 1,350 | 1,316 | 14 | 20 | 1,430 | 1,380 | 22 | 28 |
| 15 | 690 | 671 | 9 | 10 | 730 | 701 | 10 | 19 |
| 8 | 660 | 645 | 5 | 10 | 700 | 679 | 12 | 9 |
| 29 | 1,597 | 1,492 | 69 | 36 | 1,799 | 1,693 | 78 | 28 |
| 12 | 825 | 761 | 44 | 20 | 921 | 860 | 39 | 22 |
| 17 | 772 | 731 | 25 | 16 | 878 | 833 | 39 | 6 |
| 20 | 1,375 | 1,295 | 50 | 30 | 1,607 | 1,489 | 73 | 45 |
| 11 | 696 | 647 | 32 | 17 | 786 | 718 | 42 | 26 |
| 9 | 679 | 648 | 18 | 13 | 821 | 771 | 31 | 19 |
| 2 | 540 | 517 | 15 | 8 | 618 | 590 | 23 | 5 |
| - | 275 | 262 | 10 | 3 | 272 | 260 | 10 | 2 |
| 2 | 265 | 255 | 5 | 5 | 346 | 330 | 13 | 3 |
| 1,264 | 77,367 | 72,483 | 3,263 | 1,621 | 86,086 | 80,231 | 3,657 | 2,198 |
| 647 | 39,866 | 37,188 | 1,785 | 893 | 44,426 | 41,054 | 2,073 | 1,299 |
| 617 | 37,501 | 35,295 | 1,478 | 728 | 41,660 | 39,177 | 1,584 | 899 |
| 33 | 1,668 | 1,519 | 107 | 42 | 2,073 | 1,914 | 116 | 43 |
| 19 | 856 | 783 | 51 | 22 | 1,104 | 1,011 | 65 | 28 |
| 14 | 812 | 736 | 56 | 20 | 969 | 903 | 51 | 15 |
| 44 | 2,055 | 1,894 | 100 | 61 | 2,105 | 1,924 | 96 | 85 |
| 27 | 1,033 | 946 | 49 | 38 | 1,127 | 1,022 | 55 | 50 |
| 17 | 1,022 | 948 | 51 | 23 | 978 | 902 | 41 | 35 |

Note: Based on Resident Registration Address

Table IV-3

Statistics on Comprehensive Diagnoses Based on Health

| Division | | 30~36 (30~36 months) | | | | XXXXXXXXXXXX j l p X42~48 | | |
|-------------------------|-----|----------------------|---------------|--------------|------------------------------|---------------------------|---------------|--------------|
| | | Total | Good | Caution | Requires Detailed Assessment | Total | Good | Caution |
| Jung-gu | S.T | 1,447 | 1,377 | 34 | 36 | 1,348 | 1,251 | 56 |
| | M | 736 | 697 | 14 | 25 | 712 | 654 | 35 |
| | F | 711 | 680 | 20 | 11 | 636 | 597 | 21 |
| Seo-gu | S.T | 2,802 | 2,641 | 91 | 70 | 2,301 | 2,180 | 58 |
| | M | 1,440 | 1,362 | 41 | 37 | 1,200 | 1,132 | 27 |
| | F | 1,362 | 1,279 | 50 | 33 | 1,101 | 1,048 | 31 |
| Yuseong-gu | S.T | 2,216 | 2,130 | 48 | 38 | 1,959 | 1,856 | 45 |
| | M | 1,113 | 1,056 | 30 | 27 | 1,011 | 954 | 29 |
| | F | 1,103 | 1,074 | 18 | 11 | 948 | 902 | 16 |
| Daedeok-gu | S.T | 1,190 | 1,153 | 22 | 15 | 1,056 | 1,020 | 20 |
| | M | 614 | 589 | 13 | 12 | 544 | 523 | 8 |
| | F | 576 | 564 | 9 | 3 | 512 | 497 | 12 |
| Ulsan | S.T | 7,441 | 6,890 | 316 | 235 | 6,309 | 5,771 | 276 |
| | M | 3,915 | 3,592 | 181 | 142 | 3,326 | 3,020 | 153 |
| | F | 3,526 | 3,298 | 135 | 93 | 2,983 | 2,751 | 123 |
| Jung-gu | S.T | 1,270 | 1,184 | 57 | 29 | 1,011 | 925 | 52 |
| | M | 693 | 640 | 33 | 20 | 522 | 467 | 34 |
| | F | 577 | 544 | 24 | 9 | 489 | 458 | 18 |
| Nam-gu | S.T | 1,856 | 1,763 | 53 | 40 | 1,522 | 1,444 | 40 |
| | M | 951 | 894 | 31 | 26 | 819 | 774 | 20 |
| | F | 905 | 869 | 22 | 14 | 703 | 670 | 20 |
| Gwangju-si | S.T | 1,230 | 1,156 | 23 | 51 | 955 | 891 | 12 |
| | M | 657 | 619 | 13 | 25 | 536 | 499 | 5 |
| | F | 573 | 537 | 10 | 26 | 419 | 392 | 7 |
| Buk-gu | S.T | 1,631 | 1,492 | 84 | 55 | 1,515 | 1,345 | 91 |
| | M | 862 | 785 | 47 | 30 | 770 | 686 | 46 |
| | F | 769 | 707 | 37 | 25 | 745 | 659 | 45 |
| Ulju-gun | S.T | 1,454 | 1,295 | 99 | 60 | 1,306 | 1,166 | 81 |
| | M | 752 | 654 | 57 | 41 | 679 | 594 | 48 |
| | F | 702 | 641 | 42 | 19 | 627 | 572 | 33 |
| Sejong | S.T | 534 | 497 | 26 | 11 | 536 | 497 | 22 |
| | M | 257 | 239 | 9 | 9 | 279 | 254 | 11 |
| | F | 277 | 258 | 17 | 2 | 257 | 243 | 11 |
| Gyeonggi | S.T | 77,198 | 71,012 | 3,418 | 2,768 | 66,127 | 60,083 | 3,031 |
| | M | 39,549 | 35,987 | 1,963 | 1,599 | 33,969 | 30,666 | 1,600 |
| | F | 37,649 | 35,025 | 1,455 | 1,169 | 32,158 | 29,417 | 1,431 |
| Suwon-si Jangan-gu | S.T | 1,855 | 1,669 | 118 | 68 | 1,615 | 1,426 | 109 |
| | M | 967 | 861 | 65 | 41 | 804 | 694 | 58 |
| | F | 888 | 808 | 53 | 27 | 811 | 732 | 51 |
| Suwon-si Gwonseon-gu | S.T | 1,800 | 1,641 | 76 | 83 | 1,626 | 1,435 | 79 |
| | M | 897 | 800 | 45 | 52 | 828 | 718 | 40 |
| | F | 903 | 841 | 31 | 31 | 798 | 717 | 39 |

aX

X

Screenings for Infants and by District and Gender <Cont'd>

XX a
(Unit : Person)

| months) | m l n h (54~60 months) | | | | nnz oi X66~71 months) | | | |
|------------------------------------|------------------------|---------------|--------------|------------------------------------|-----------------------|---------------|--------------|------------------------------------|
| Requires Detailed Assessment | Total | Good | Caution | Requires Detailed Assessment | Total | Good | Caution | Requires Detailed Assessment |
| 41 | 1,032 | 954 | 37 | 41 | 806 | 763 | 14 | 29 |
| 23 | 531 | 484 | 24 | 23 | 402 | 384 | 5 | 13 |
| 18 | 501 | 470 | 13 | 18 | 404 | 379 | 9 | 16 |
| 63 | 1,840 | 1,728 | 54 | 58 | 1,628 | 1,514 | 45 | 69 |
| 41 | 907 | 855 | 24 | 28 | 866 | 805 | 21 | 40 |
| 22 | 933 | 873 | 30 | 30 | 762 | 709 | 24 | 29 |
| 58 | 1,671 | 1,560 | 53 | 58 | 1,543 | 1,439 | 47 | 57 |
| 28 | 911 | 853 | 27 | 31 | 829 | 778 | 25 | 26 |
| 30 | 760 | 707 | 26 | 27 | 714 | 661 | 22 | 31 |
| 16 | 879 | 852 | 9 | 18 | 839 | 819 | 8 | 12 |
| 13 | 458 | 444 | 5 | 9 | 443 | 434 | 4 | 5 |
| 3 | 421 | 408 | 4 | 9 | 396 | 385 | 4 | 7 |
| 262 | 4,929 | 4,460 | 263 | 206 | 3,545 | 3,202 | 191 | 152 |
| 153 | 2,531 | 2,296 | 121 | 114 | 1,831 | 1,662 | 99 | 70 |
| 109 | 2,398 | 2,164 | 142 | 92 | 1,714 | 1,540 | 92 | 82 |
| 34 | 774 | 707 | 45 | 22 | 575 | 527 | 30 | 18 |
| 21 | 368 | 344 | 12 | 12 | 305 | 282 | 14 | 9 |
| 13 | 406 | 363 | 33 | 10 | 270 | 245 | 16 | 9 |
| 38 | 1,149 | 1,084 | 39 | 26 | 819 | 763 | 40 | 16 |
| 25 | 603 | 564 | 24 | 15 | 449 | 418 | 23 | 8 |
| 13 | 546 | 520 | 15 | 11 | 370 | 345 | 17 | 8 |
| 52 | 711 | 660 | 17 | 34 | 484 | 452 | 7 | 25 |
| 32 | 367 | 340 | 9 | 18 | 242 | 225 | 4 | 13 |
| 20 | 344 | 320 | 8 | 16 | 242 | 227 | 3 | 12 |
| 79 | 1,234 | 1,051 | 111 | 72 | 902 | 791 | 73 | 38 |
| 38 | 637 | 543 | 52 | 42 | 469 | 417 | 37 | 15 |
| 41 | 597 | 508 | 59 | 30 | 433 | 374 | 36 | 23 |
| 59 | 1,061 | 958 | 51 | 52 | 765 | 669 | 41 | 55 |
| 37 | 556 | 505 | 24 | 27 | 366 | 320 | 21 | 25 |
| 22 | 505 | 453 | 27 | 25 | 399 | 349 | 20 | 30 |
| 17 | 460 | 411 | 21 | 28 | 335 | 303 | 9 | 23 |
| 14 | 231 | 210 | 9 | 12 | 175 | 160 | 6 | 9 |
| 3 | 229 | 201 | 12 | 16 | 160 | 143 | 3 | 14 |
| 3,013 | 55,481 | 49,934 | 2,636 | 2,911 | 43,642 | 39,441 | 1,998 | 2,203 |
| 1,703 | 28,402 | 25,483 | 1,380 | 1,539 | 22,445 | 20,191 | 1,082 | 1,172 |
| 1,310 | 27,079 | 24,451 | 1,256 | 1,372 | 21,197 | 19,250 | 916 | 1,031 |
| 80 | 1,356 | 1,200 | 107 | 49 | 1,035 | 915 | 73 | 47 |
| 52 | 688 | 605 | 56 | 27 | 543 | 470 | 43 | 30 |
| 28 | 668 | 595 | 51 | 22 | 492 | 445 | 30 | 17 |
| 112 | 1,437 | 1,235 | 74 | 128 | 1,027 | 908 | 39 | 80 |
| 70 | 744 | 628 | 42 | 74 | 539 | 478 | 22 | 39 |
| 42 | 693 | 607 | 32 | 54 | 488 | 430 | 17 | 41 |

Note: Based on Resident Registration Address

Table IV-3

Statistics on Comprehensive Diagnoses Based on Health

| Division | | (Total) | | | | l ç n X4~6 | | |
|----------------|-----|---------|--------|---------|------------------------------|------------|-------|---------|
| | | Total | Good | Caution | Requires Detailed Assessment | Total | Good | Caution |
| Suwon-si | S.T | 7,882 | 7,414 | 245 | 223 | 1,215 | 1,181 | 19 |
| | M | 4,057 | 3,792 | 139 | 126 | 625 | 601 | 15 |
| | F | 3,825 | 3,622 | 106 | 97 | 590 | 580 | 4 |
| Paldal-gu | S.T | 13,602 | 12,858 | 382 | 362 | 2,533 | 2,450 | 51 |
| | M | 6,981 | 6,582 | 199 | 200 | 1,297 | 1,258 | 24 |
| | F | 6,621 | 6,276 | 183 | 162 | 1,236 | 1,192 | 27 |
| Seongnam-si | S.T | 9,073 | 8,153 | 568 | 352 | 1,411 | 1,347 | 45 |
| | M | 4,669 | 4,172 | 305 | 192 | 729 | 698 | 18 |
| | F | 4,404 | 3,981 | 263 | 160 | 682 | 649 | 27 |
| Sujeong-gu | S.T | 10,188 | 9,385 | 478 | 325 | 1,487 | 1,425 | 50 |
| | M | 5,226 | 4,786 | 259 | 181 | 783 | 750 | 26 |
| | F | 4,962 | 4,599 | 219 | 144 | 704 | 675 | 24 |
| Seongnam-si | S.T | 17,844 | 16,802 | 657 | 385 | 3,169 | 3,066 | 83 |
| | M | 9,292 | 8,706 | 370 | 216 | 1,676 | 1,620 | 43 |
| | F | 8,552 | 8,096 | 287 | 169 | 1,493 | 1,446 | 40 |
| Bundang-gu | S.T | 15,634 | 14,189 | 911 | 534 | 2,658 | 2,540 | 101 |
| | M | 8,038 | 7,246 | 504 | 288 | 1,394 | 1,334 | 55 |
| | F | 7,596 | 6,943 | 407 | 246 | 1,264 | 1,206 | 46 |
| Uijeongbu-si | S.T | 9,758 | 8,648 | 508 | 602 | 1,620 | 1,453 | 71 |
| | M | 5,000 | 4,395 | 289 | 316 | 854 | 774 | 39 |
| | F | 4,758 | 4,253 | 219 | 286 | 766 | 679 | 32 |
| Manan-gu | S.T | 13,912 | 13,172 | 446 | 294 | 2,351 | 2,289 | 46 |
| | M | 7,232 | 6,835 | 234 | 163 | 1,255 | 1,217 | 28 |
| | F | 6,680 | 6,337 | 212 | 131 | 1,096 | 1,072 | 18 |
| Gwangju-si | S.T | 15,876 | 14,458 | 861 | 557 | 2,817 | 2,667 | 111 |
| | M | 8,196 | 7,406 | 487 | 303 | 1,446 | 1,362 | 61 |
| | F | 7,680 | 7,052 | 374 | 254 | 1,371 | 1,305 | 50 |
| Bucheon-si | S.T | 9,020 | 8,099 | 474 | 447 | 1,541 | 1,445 | 60 |
| | M | 4,565 | 4,068 | 261 | 236 | 793 | 751 | 27 |
| | F | 4,455 | 4,031 | 213 | 211 | 748 | 694 | 33 |
| Sosa-gu | S.T | 6,861 | 6,148 | 355 | 358 | 1,119 | 1,059 | 36 |
| | M | 3,577 | 3,200 | 180 | 197 | 577 | 549 | 18 |
| | F | 3,284 | 2,948 | 175 | 161 | 542 | 510 | 18 |
| Ojeong-gu | S.T | 17,531 | 16,565 | 580 | 386 | 3,107 | 3,005 | 64 |
| | M | 8,956 | 8,437 | 317 | 202 | 1,579 | 1,534 | 27 |
| | F | 8,575 | 8,128 | 263 | 184 | 1,528 | 1,471 | 37 |
| Gwangmyeong-si | S.T | 18,205 | 16,079 | 1,281 | 845 | 2,880 | 2,662 | 133 |
| | M | 9,407 | 8,313 | 661 | 433 | 1,490 | 1,394 | 55 |
| | F | 8,798 | 7,766 | 620 | 412 | 1,390 | 1,268 | 78 |
| Pyeongtaek-si | S.T | 2,754 | 2,656 | 76 | 22 | 552 | 543 | 7 |
| | M | 1,425 | 1,365 | 49 | 11 | 304 | 299 | 4 |
| | F | 1,329 | 1,291 | 27 | 11 | 248 | 244 | 3 |
| Dongducheon-si | S.T | | | | | | | |
| | M | | | | | | | |
| | F | | | | | | | |

aX

X

Screenings for Infants and by District and Gender <Cont'd>

XX a
(Unit : Person)

| months) | qçlj X9~12 months) | | | | i pçjl X18~24 months) | | | |
|------------------------------------|--------------------|-------|---------|------------------------------------|-----------------------|-------|---------|------------------------------------|
| Requires Detailed Assessment | Total | Good | Caution | Requires Detailed Assessment | Total | Good | Caution | Requires Detailed Assessment |
| 15 | 1,205 | 1,132 | 47 | 26 | 1,449 | 1,373 | 50 | 26 |
| 9 | 615 | 579 | 25 | 11 | 743 | 698 | 32 | 13 |
| 6 | 590 | 553 | 22 | 15 | 706 | 675 | 18 | 13 |
| 32 | 2,307 | 2,187 | 67 | 53 | 2,389 | 2,255 | 74 | 60 |
| 15 | 1,169 | 1,099 | 39 | 31 | 1,218 | 1,141 | 40 | 37 |
| 17 | 1,138 | 1,088 | 28 | 22 | 1,171 | 1,114 | 34 | 23 |
| 19 | 1,416 | 1,308 | 76 | 32 | 1,563 | 1,425 | 86 | 52 |
| 13 | 722 | 666 | 40 | 16 | 824 | 743 | 49 | 32 |
| 6 | 694 | 642 | 36 | 16 | 739 | 682 | 37 | 20 |
| 12 | 1,483 | 1,386 | 73 | 24 | 1,705 | 1,590 | 85 | 30 |
| 7 | 776 | 724 | 37 | 15 | 903 | 834 | 50 | 19 |
| 5 | 707 | 662 | 36 | 9 | 802 | 756 | 35 | 11 |
| 20 | 3,088 | 2,929 | 120 | 39 | 3,349 | 3,165 | 118 | 66 |
| 13 | 1,625 | 1,529 | 75 | 21 | 1,762 | 1,660 | 64 | 38 |
| 7 | 1,463 | 1,400 | 45 | 18 | 1,587 | 1,505 | 54 | 28 |
| 17 | 2,342 | 2,171 | 133 | 38 | 2,695 | 2,473 | 160 | 62 |
| 5 | 1,196 | 1,100 | 76 | 20 | 1,402 | 1,272 | 95 | 35 |
| 12 | 1,146 | 1,071 | 57 | 18 | 1,293 | 1,201 | 65 | 27 |
| 96 | 1,590 | 1,428 | 85 | 77 | 1,745 | 1,528 | 109 | 108 |
| 41 | 813 | 723 | 50 | 40 | 905 | 785 | 64 | 56 |
| 55 | 777 | 705 | 35 | 37 | 840 | 743 | 45 | 52 |
| 16 | 2,378 | 2,266 | 81 | 31 | 2,590 | 2,471 | 78 | 41 |
| 10 | 1,237 | 1,179 | 40 | 18 | 1,351 | 1,278 | 48 | 25 |
| 6 | 1,141 | 1,087 | 41 | 13 | 1,239 | 1,193 | 30 | 16 |
| 39 | 2,712 | 2,489 | 180 | 43 | 2,829 | 2,593 | 159 | 77 |
| 23 | 1,416 | 1,296 | 97 | 23 | 1,482 | 1,343 | 94 | 45 |
| 16 | 1,296 | 1,193 | 83 | 20 | 1,347 | 1,250 | 65 | 32 |
| 36 | 1,427 | 1,296 | 87 | 44 | 1,593 | 1,451 | 81 | 61 |
| 15 | 715 | 637 | 55 | 23 | 810 | 717 | 54 | 39 |
| 21 | 712 | 659 | 32 | 21 | 783 | 734 | 27 | 22 |
| 24 | 983 | 925 | 30 | 28 | 1,170 | 1,074 | 56 | 40 |
| 10 | 521 | 489 | 13 | 19 | 573 | 515 | 33 | 25 |
| 14 | 462 | 436 | 17 | 9 | 597 | 559 | 23 | 15 |
| 38 | 3,046 | 2,926 | 81 | 39 | 3,067 | 2,919 | 89 | 59 |
| 18 | 1,563 | 1,501 | 43 | 19 | 1,558 | 1,487 | 47 | 24 |
| 20 | 1,483 | 1,425 | 38 | 20 | 1,509 | 1,432 | 42 | 35 |
| 85 | 2,629 | 2,336 | 206 | 87 | 3,149 | 2,798 | 237 | 114 |
| 41 | 1,365 | 1,209 | 111 | 45 | 1,624 | 1,437 | 125 | 62 |
| 44 | 1,264 | 1,127 | 95 | 42 | 1,525 | 1,361 | 112 | 52 |
| 2 | 548 | 524 | 22 | 2 | 507 | 487 | 15 | 5 |
| 1 | 288 | 275 | 12 | 1 | 283 | 271 | 8 | 4 |
| 1 | 260 | 249 | 10 | 1 | 224 | 216 | 7 | 1 |

Note: Based on Resident Registration Address

Table IV-3

Statistics on Comprehensive Diagnoses Based on Health

| Division | | 30~36 (30~36 months) | | | | XXXXXXXXXX j l p X42~48 | | |
|----------------|-----|----------------------|-------|---------|------------------------------|-------------------------|-------|---------|
| | | Total | Good | Caution | Requires Detailed Assessment | Total | Good | Caution |
| Suwon-si | S.T | 1,335 | 1,255 | 32 | 48 | 1,063 | 981 | 40 |
| | M | 708 | 656 | 21 | 31 | 561 | 514 | 21 |
| | F | 627 | 599 | 11 | 17 | 502 | 467 | 19 |
| Yeongtong-gu | S.T | 2,291 | 2,166 | 69 | 56 | 1,736 | 1,616 | 54 |
| | M | 1,173 | 1,103 | 36 | 34 | 902 | 843 | 21 |
| | F | 1,118 | 1,063 | 33 | 22 | 834 | 773 | 33 |
| Seongnam-si | S.T | 1,366 | 1,215 | 101 | 50 | 1,236 | 1,086 | 85 |
| | M | 693 | 611 | 56 | 26 | 647 | 567 | 44 |
| | F | 673 | 604 | 45 | 24 | 589 | 519 | 41 |
| Jungwon-gu | S.T | 1,529 | 1,400 | 62 | 67 | 1,502 | 1,354 | 82 |
| | M | 753 | 679 | 40 | 34 | 753 | 673 | 40 |
| | F | 776 | 721 | 22 | 33 | 749 | 681 | 42 |
| Bundang-gu | S.T | 2,763 | 2,585 | 115 | 63 | 2,217 | 2,060 | 93 |
| | M | 1,427 | 1,320 | 70 | 37 | 1,159 | 1,075 | 45 |
| | F | 1,336 | 1,265 | 45 | 26 | 1,058 | 985 | 48 |
| Uijeongbu-si | S.T | 2,438 | 2,196 | 153 | 89 | 2,096 | 1,845 | 137 |
| | M | 1,227 | 1,091 | 89 | 47 | 1,043 | 919 | 72 |
| | F | 1,211 | 1,105 | 64 | 42 | 1,053 | 926 | 65 |
| Anyang-si | S.T | 1,503 | 1,337 | 68 | 98 | 1,269 | 1,116 | 75 |
| | M | 760 | 659 | 38 | 63 | 614 | 537 | 37 |
| | F | 743 | 678 | 30 | 35 | 655 | 579 | 38 |
| Gwangju-si | S.T | 2,165 | 2,038 | 84 | 43 | 1,802 | 1,668 | 64 |
| | M | 1,084 | 1,014 | 47 | 23 | 962 | 894 | 29 |
| | F | 1,081 | 1,024 | 37 | 20 | 840 | 774 | 35 |
| Bucheon-si | S.T | 2,455 | 2,228 | 123 | 104 | 1,969 | 1,754 | 113 |
| | M | 1,266 | 1,130 | 80 | 56 | 989 | 867 | 63 |
| | F | 1,189 | 1,098 | 43 | 48 | 980 | 887 | 50 |
| Sosa-gu | S.T | 1,425 | 1,292 | 60 | 73 | 1,211 | 1,044 | 82 |
| | M | 714 | 637 | 35 | 42 | 619 | 533 | 39 |
| | F | 711 | 655 | 25 | 31 | 592 | 511 | 43 |
| Ojeong-gu | S.T | 1,106 | 970 | 74 | 62 | 936 | 798 | 62 |
| | M | 580 | 506 | 38 | 36 | 491 | 415 | 31 |
| | F | 526 | 464 | 36 | 26 | 445 | 383 | 31 |
| Gwangmyeong-si | S.T | 2,599 | 2,438 | 103 | 58 | 2,329 | 2,180 | 88 |
| | M | 1,322 | 1,237 | 54 | 31 | 1,218 | 1,125 | 56 |
| | F | 1,277 | 1,201 | 49 | 27 | 1,111 | 1,055 | 32 |
| Pyeongtaek-si | S.T | 2,893 | 2,573 | 187 | 133 | 2,520 | 2,167 | 195 |
| | M | 1,485 | 1,316 | 96 | 73 | 1,337 | 1,148 | 107 |
| | F | 1,408 | 1,257 | 91 | 60 | 1,183 | 1,019 | 88 |
| Dongducheon-si | S.T | 406 | 391 | 9 | 6 | 301 | 286 | 13 |
| | M | 195 | 187 | 6 | 2 | 139 | 127 | 11 |
| | F | 211 | 204 | 3 | 4 | 162 | 159 | 2 |

aX

X

Screenings for Infants and by District and Gender <Cont'd>

XX a
(Unit : Person)

| months) | m l n h (54~60 months) | | | | nnz oi X66~71 months) | | | |
|------------------------------------|------------------------|-------|---------|------------------------------------|-----------------------|-------|---------|------------------------------------|
| Requires Detailed Assessment | Total | Good | Caution | Requires Detailed Assessment | Total | Good | Caution | Requires Detailed Assessment |
| 42 | 940 | 865 | 37 | 38 | 675 | 627 | 20 | 28 |
| 26 | 465 | 432 | 16 | 17 | 340 | 312 | 9 | 19 |
| 16 | 475 | 433 | 21 | 21 | 335 | 315 | 11 | 9 |
| 66 | 1,318 | 1,217 | 38 | 63 | 1,028 | 967 | 29 | 32 |
| 38 | 703 | 645 | 26 | 32 | 519 | 493 | 13 | 13 |
| 28 | 615 | 572 | 12 | 31 | 509 | 474 | 16 | 19 |
| 65 | 1,224 | 1,046 | 100 | 78 | 857 | 726 | 75 | 56 |
| 36 | 623 | 530 | 54 | 39 | 431 | 357 | 44 | 30 |
| 29 | 601 | 516 | 46 | 39 | 426 | 369 | 31 | 26 |
| 66 | 1,384 | 1,248 | 67 | 69 | 1,098 | 982 | 59 | 57 |
| 40 | 695 | 622 | 34 | 39 | 563 | 504 | 32 | 27 |
| 26 | 689 | 626 | 33 | 30 | 535 | 478 | 27 | 30 |
| 64 | 1,742 | 1,605 | 63 | 74 | 1,516 | 1,392 | 65 | 59 |
| 39 | 871 | 802 | 33 | 36 | 772 | 700 | 40 | 32 |
| 25 | 871 | 803 | 30 | 38 | 744 | 692 | 25 | 27 |
| 114 | 1,861 | 1,625 | 128 | 108 | 1,544 | 1,339 | 99 | 106 |
| 52 | 958 | 839 | 59 | 60 | 818 | 691 | 58 | 69 |
| 62 | 903 | 786 | 69 | 48 | 726 | 648 | 41 | 37 |
| 78 | 1,136 | 997 | 55 | 84 | 895 | 789 | 45 | 61 |
| 40 | 607 | 518 | 36 | 53 | 447 | 399 | 25 | 23 |
| 38 | 529 | 479 | 19 | 31 | 448 | 390 | 20 | 38 |
| 70 | 1,432 | 1,327 | 54 | 51 | 1,194 | 1,113 | 39 | 42 |
| 39 | 737 | 682 | 26 | 29 | 606 | 571 | 16 | 19 |
| 31 | 695 | 645 | 28 | 22 | 588 | 542 | 23 | 23 |
| 102 | 1,744 | 1,535 | 107 | 102 | 1,350 | 1,192 | 68 | 90 |
| 59 | 900 | 794 | 54 | 52 | 697 | 614 | 38 | 45 |
| 43 | 844 | 741 | 53 | 50 | 653 | 578 | 30 | 45 |
| 85 | 989 | 846 | 57 | 86 | 834 | 725 | 47 | 62 |
| 47 | 496 | 427 | 28 | 41 | 418 | 366 | 23 | 29 |
| 38 | 493 | 419 | 29 | 45 | 416 | 359 | 24 | 33 |
| 76 | 848 | 710 | 58 | 80 | 699 | 612 | 39 | 48 |
| 45 | 462 | 400 | 29 | 33 | 373 | 326 | 18 | 29 |
| 31 | 386 | 310 | 29 | 47 | 326 | 286 | 21 | 19 |
| 61 | 1,818 | 1,668 | 82 | 68 | 1,565 | 1,429 | 73 | 63 |
| 37 | 923 | 827 | 55 | 41 | 793 | 726 | 35 | 32 |
| 24 | 895 | 841 | 27 | 27 | 772 | 703 | 38 | 31 |
| 158 | 2,253 | 1,947 | 172 | 134 | 1,881 | 1,596 | 151 | 134 |
| 82 | 1,133 | 988 | 82 | 63 | 973 | 821 | 85 | 67 |
| 76 | 1,120 | 959 | 90 | 71 | 908 | 775 | 66 | 67 |
| 2 | 261 | 252 | 6 | 3 | 179 | 173 | 4 | 2 |
| 1 | 128 | 123 | 5 | - | 88 | 83 | 3 | 2 |
| 1 | 133 | 129 | 1 | 3 | 91 | 90 | 1 | - |

Note: Based on Resident Registration Address

Table IV-3

Statistics on Comprehensive Diagnoses Based on Health

| Division | | (Total) | | | | l 4 n X4~6 | | |
|---------------------------|-----|---------|--------|---------|------------------------------|------------|-------|---------|
| | | Total | Good | Caution | Requires Detailed Assessment | Total | Good | Caution |
| Ansan-si Sangrok-gu | S.T | 13,803 | 12,940 | 453 | 410 | 2,174 | 2,073 | 57 |
| | M | 6,981 | 6,518 | 230 | 233 | 1,083 | 1,034 | 27 |
| | F | 6,822 | 6,422 | 223 | 177 | 1,091 | 1,039 | 30 |
| Ansan-si Danwon-gu | S.T | 12,971 | 12,029 | 355 | 587 | 2,088 | 1,986 | 59 |
| | M | 6,647 | 6,151 | 180 | 316 | 1,054 | 1,007 | 29 |
| | F | 6,324 | 5,878 | 175 | 271 | 1,034 | 979 | 30 |
| Goyang-si Deogyang-gu | S.T | 15,602 | 14,634 | 510 | 458 | 2,598 | 2,507 | 59 |
| | M | 8,013 | 7,464 | 284 | 265 | 1,306 | 1,255 | 35 |
| | F | 7,589 | 7,170 | 226 | 193 | 1,292 | 1,252 | 24 |
| Goyang-si Ilsandong-gu | S.T | 8,650 | 8,044 | 395 | 211 | 1,415 | 1,338 | 52 |
| | M | 4,503 | 4,176 | 207 | 120 | 745 | 708 | 23 |
| | F | 4,147 | 3,868 | 188 | 91 | 670 | 630 | 29 |
| Goyang-si Ilsanseo-gu | S.T | 9,691 | 9,052 | 289 | 350 | 1,592 | 1,525 | 38 |
| | M | 4,940 | 4,601 | 160 | 179 | 809 | 777 | 19 |
| | F | 4,751 | 4,451 | 129 | 171 | 783 | 748 | 19 |
| Gwacheon-si | S.T | 2,317 | 2,279 | 20 | 18 | 357 | 355 | 2 |
| | M | 1,179 | 1,155 | 12 | 12 | 179 | 177 | 2 |
| | F | 1,138 | 1,124 | 8 | 6 | 178 | 178 | - |
| Guri-si | S.T | 6,585 | 6,200 | 161 | 224 | 1,132 | 1,099 | 17 |
| | M | 3,374 | 3,175 | 86 | 113 | 562 | 546 | 8 |
| | F | 3,211 | 3,025 | 75 | 111 | 570 | 553 | 9 |
| Gwangju-si | S.T | 25,545 | 23,276 | 1,246 | 1,023 | 4,152 | 3,944 | 131 |
| | M | 13,288 | 12,004 | 689 | 595 | 2,166 | 2,052 | 66 |
| | F | 12,257 | 11,272 | 557 | 428 | 1,986 | 1,892 | 65 |
| Osan-si | S.T | 10,831 | 9,903 | 698 | 230 | 2,026 | 1,887 | 125 |
| | M | 5,563 | 5,076 | 344 | 143 | 1,023 | 962 | 54 |
| | F | 5,268 | 4,827 | 354 | 87 | 1,003 | 925 | 71 |
| Siheung-si | S.T | 16,970 | 15,752 | 730 | 488 | 2,678 | 2,557 | 80 |
| | M | 8,667 | 7,978 | 401 | 288 | 1,410 | 1,351 | 42 |
| | F | 8,303 | 7,774 | 329 | 200 | 1,268 | 1,206 | 38 |
| Gunpo-si | S.T | 12,986 | 12,305 | 453 | 228 | 2,396 | 2,307 | 71 |
| | M | 6,748 | 6,369 | 240 | 139 | 1,259 | 1,213 | 35 |
| | F | 6,238 | 5,936 | 213 | 89 | 1,137 | 1,094 | 36 |
| Uiwang-si | S.T | 6,766 | 6,417 | 220 | 129 | 1,116 | 1,075 | 30 |
| | M | 3,563 | 3,379 | 111 | 73 | 567 | 552 | 9 |
| | F | 3,203 | 3,038 | 109 | 56 | 549 | 523 | 21 |
| Hanam-si | S.T | 5,072 | 4,928 | 77 | 67 | 873 | 867 | 5 |
| | M | 2,604 | 2,524 | 39 | 41 | 439 | 436 | 2 |
| | F | 2,468 | 2,404 | 38 | 26 | 434 | 431 | 3 |
| Yongin-si Cheoin-gu | S.T | 7,859 | 7,382 | 325 | 152 | 1,254 | 1,219 | 25 |
| | M | 3,977 | 3,710 | 184 | 83 | 596 | 576 | 16 |
| | F | 3,882 | 3,672 | 141 | 69 | 658 | 643 | 9 |

aX X

Screenings for Infants and by District and Gender <Cont'd>

XX a
(Unit : Person)

| months) | qçij X9~12 months) | | | | i pçjl X18~24 months) | | | |
|------------------------------------|--------------------|-------|---------|------------------------------------|-----------------------|-------|---------|------------------------------------|
| Requires Detailed Assessment | Total | Good | Caution | Requires Detailed Assessment | Total | Good | Caution | Requires Detailed Assessment |
| 44 | 2,159 | 2,049 | 72 | 38 | 2,496 | 2,371 | 84 | 41 |
| 22 | 1,101 | 1,042 | 39 | 20 | 1,244 | 1,175 | 42 | 27 |
| 22 | 1,058 | 1,007 | 33 | 18 | 1,252 | 1,196 | 42 | 14 |
| 43 | 1,993 | 1,879 | 62 | 52 | 2,340 | 2,204 | 70 | 66 |
| 18 | 992 | 935 | 26 | 31 | 1,192 | 1,115 | 36 | 41 |
| 25 | 1,001 | 944 | 36 | 21 | 1,148 | 1,089 | 34 | 25 |
| 32 | 2,469 | 2,330 | 96 | 43 | 2,852 | 2,688 | 90 | 74 |
| 16 | 1,287 | 1,213 | 53 | 21 | 1,472 | 1,381 | 48 | 43 |
| 16 | 1,182 | 1,117 | 43 | 22 | 1,380 | 1,307 | 42 | 31 |
| 25 | 1,361 | 1,277 | 55 | 29 | 1,520 | 1,420 | 72 | 28 |
| 14 | 690 | 651 | 24 | 15 | 796 | 738 | 43 | 15 |
| 11 | 671 | 626 | 31 | 14 | 724 | 682 | 29 | 13 |
| 29 | 1,543 | 1,449 | 59 | 35 | 1,683 | 1,577 | 52 | 54 |
| 13 | 797 | 746 | 36 | 15 | 855 | 809 | 18 | 28 |
| 16 | 746 | 703 | 23 | 20 | 828 | 768 | 34 | 26 |
| – | 330 | 325 | 3 | 2 | 352 | 347 | 2 | 3 |
| – | 168 | 165 | 2 | 1 | 175 | 171 | 2 | 2 |
| – | 162 | 160 | 1 | 1 | 177 | 176 | – | 1 |
| 16 | 1,085 | 1,026 | 27 | 32 | 1,168 | 1,100 | 41 | 27 |
| 8 | 545 | 517 | 12 | 16 | 613 | 573 | 25 | 15 |
| 8 | 540 | 509 | 15 | 16 | 555 | 527 | 16 | 12 |
| 77 | 4,092 | 3,800 | 179 | 113 | 4,342 | 3,993 | 206 | 143 |
| 48 | 2,119 | 1,952 | 105 | 62 | 2,238 | 2,035 | 123 | 80 |
| 29 | 1,973 | 1,848 | 74 | 51 | 2,104 | 1,958 | 83 | 63 |
| 14 | 1,914 | 1,743 | 134 | 37 | 1,989 | 1,811 | 152 | 26 |
| 7 | 993 | 914 | 57 | 22 | 1,004 | 898 | 87 | 19 |
| 7 | 921 | 829 | 77 | 15 | 985 | 913 | 65 | 7 |
| 41 | 2,533 | 2,392 | 101 | 40 | 2,928 | 2,737 | 138 | 53 |
| 17 | 1,322 | 1,250 | 51 | 21 | 1,493 | 1,382 | 80 | 31 |
| 24 | 1,211 | 1,142 | 50 | 19 | 1,435 | 1,355 | 58 | 22 |
| 18 | 2,350 | 2,257 | 70 | 23 | 2,414 | 2,310 | 61 | 43 |
| 11 | 1,233 | 1,186 | 36 | 11 | 1,260 | 1,193 | 37 | 30 |
| 7 | 1,117 | 1,071 | 34 | 12 | 1,154 | 1,117 | 24 | 13 |
| 11 | 1,057 | 1,006 | 30 | 21 | 1,121 | 1,075 | 29 | 17 |
| 6 | 551 | 523 | 18 | 10 | 620 | 597 | 13 | 10 |
| 5 | 506 | 483 | 12 | 11 | 501 | 478 | 16 | 7 |
| 1 | 877 | 864 | 9 | 4 | 949 | 924 | 17 | 8 |
| 1 | 452 | 445 | 6 | 1 | 491 | 475 | 11 | 5 |
| – | 425 | 419 | 3 | 3 | 458 | 449 | 6 | 3 |
| 10 | 1,225 | 1,156 | 44 | 25 | 1,365 | 1,295 | 51 | 19 |
| 4 | 622 | 586 | 24 | 12 | 703 | 666 | 25 | 12 |
| 6 | 603 | 570 | 20 | 13 | 662 | 629 | 26 | 7 |

Note: Based on Resident Registration Address

Table IV-3

Statistics on Comprehensive Diagnoses Based on Health

| Division | | 30~36 (30~36 months) | | | | XXXXXXXXXXXX j l p X42~48 | | |
|---------------------------|-----|----------------------|-------|---------|------------------------------|---------------------------|-------|---------|
| | | Total | Good | Caution | Requires Detailed Assessment | Total | Good | Caution |
| Ansan-si Sangrok-gu | S.T | 2,118 | 1,981 | 69 | 68 | 1,752 | 1,621 | 64 |
| | M | 1,111 | 1,033 | 35 | 43 | 886 | 818 | 33 |
| | F | 1,007 | 948 | 34 | 25 | 866 | 803 | 31 |
| Ansan-si Danwon-gu | S.T | 2,042 | 1,884 | 51 | 107 | 1,755 | 1,598 | 39 |
| | M | 1,039 | 954 | 27 | 58 | 888 | 805 | 25 |
| | F | 1,003 | 930 | 24 | 49 | 867 | 793 | 14 |
| Goyang-si Deogyang-gu | S.T | 2,476 | 2,291 | 88 | 97 | 2,181 | 2,016 | 82 |
| | M | 1,304 | 1,183 | 56 | 65 | 1,092 | 1,001 | 45 |
| | F | 1,172 | 1,108 | 32 | 32 | 1,089 | 1,015 | 37 |
| Goyang-si Ilsandong-gu | S.T | 1,410 | 1,300 | 66 | 44 | 1,185 | 1,106 | 38 |
| | M | 740 | 668 | 43 | 29 | 640 | 598 | 18 |
| | F | 670 | 632 | 23 | 15 | 545 | 508 | 20 |
| Goyang-si Ilsanseo-gu | S.T | 1,558 | 1,445 | 38 | 75 | 1,459 | 1,359 | 40 |
| | M | 790 | 717 | 27 | 46 | 738 | 678 | 26 |
| | F | 768 | 728 | 11 | 29 | 721 | 681 | 14 |
| Gwacheon-si | S.T | 352 | 348 | 3 | 1 | 327 | 319 | 5 |
| | M | 186 | 183 | 2 | 1 | 154 | 151 | 3 |
| | F | 166 | 165 | 1 | - | 173 | 168 | 2 |
| Guri-si | S.T | 1,052 | 977 | 27 | 48 | 858 | 793 | 24 |
| | M | 533 | 491 | 17 | 25 | 444 | 414 | 11 |
| | F | 519 | 486 | 10 | 23 | 414 | 379 | 13 |
| Gwangju-si | S.T | 3,973 | 3,605 | 214 | 154 | 3,573 | 3,178 | 204 |
| | M | 2,037 | 1,813 | 125 | 99 | 1,878 | 1,649 | 103 |
| | F | 1,936 | 1,792 | 89 | 55 | 1,695 | 1,529 | 101 |
| Osan-si | S.T | 1,856 | 1,714 | 106 | 36 | 1,408 | 1,287 | 79 |
| | M | 963 | 886 | 50 | 27 | 758 | 689 | 43 |
| | F | 893 | 828 | 56 | 9 | 650 | 598 | 36 |
| Siheung-si | S.T | 2,741 | 2,514 | 147 | 80 | 2,408 | 2,202 | 112 |
| | M | 1,348 | 1,226 | 81 | 41 | 1,244 | 1,120 | 64 |
| | F | 1,393 | 1,288 | 66 | 39 | 1,164 | 1,082 | 48 |
| Gunpo-si | S.T | 1,961 | 1,832 | 90 | 39 | 1,646 | 1,525 | 73 |
| | M | 1,028 | 958 | 47 | 23 | 837 | 768 | 39 |
| | F | 933 | 874 | 43 | 16 | 809 | 757 | 34 |
| Uiwang-si | S.T | 1,053 | 995 | 42 | 16 | 942 | 887 | 33 |
| | M | 530 | 493 | 24 | 13 | 510 | 481 | 14 |
| | F | 523 | 502 | 18 | 3 | 432 | 406 | 19 |
| Hanam-si | S.T | 774 | 746 | 10 | 18 | 615 | 585 | 17 |
| | M | 410 | 391 | 6 | 13 | 300 | 291 | 4 |
| | F | 364 | 355 | 4 | 5 | 315 | 294 | 13 |
| Yongin-si Cheoin-gu | S.T | 1,200 | 1,110 | 62 | 28 | 1,119 | 1,035 | 57 |
| | M | 633 | 569 | 44 | 20 | 547 | 500 | 34 |
| | F | 567 | 541 | 18 | 8 | 572 | 535 | 23 |

aX X

Screenings for Infants and by District and Gender <Cont'd>

(Unit : Person)

| months) | m l n h (54~60 months) | | | | nnz oi X66~71 months) | | | |
|------------------------------------|------------------------|-------|---------|------------------------------------|-----------------------|-------|---------|------------------------------------|
| Requires Detailed Assessment | Total | Good | Caution | Requires Detailed Assessment | Total | Good | Caution | Requires Detailed Assessment |
| 67 | 1,747 | 1,610 | 63 | 74 | 1,357 | 1,235 | 44 | 78 |
| 35 | 876 | 801 | 33 | 42 | 680 | 615 | 21 | 44 |
| 32 | 871 | 809 | 30 | 32 | 677 | 620 | 23 | 34 |
| 118 | 1,568 | 1,399 | 44 | 125 | 1,185 | 1,079 | 30 | 76 |
| 58 | 847 | 757 | 23 | 67 | 635 | 578 | 14 | 43 |
| 60 | 721 | 642 | 21 | 58 | 550 | 501 | 16 | 33 |
| 83 | 1,731 | 1,601 | 55 | 75 | 1,295 | 1,201 | 40 | 54 |
| 46 | 893 | 821 | 24 | 48 | 659 | 610 | 23 | 26 |
| 37 | 838 | 780 | 31 | 27 | 636 | 591 | 17 | 28 |
| 41 | 939 | 849 | 57 | 33 | 820 | 754 | 55 | 11 |
| 24 | 494 | 448 | 28 | 18 | 398 | 365 | 28 | 5 |
| 17 | 445 | 401 | 29 | 15 | 422 | 389 | 27 | 6 |
| 60 | 1,073 | 977 | 34 | 62 | 783 | 720 | 28 | 35 |
| 34 | 550 | 508 | 16 | 26 | 401 | 366 | 18 | 17 |
| 26 | 523 | 469 | 18 | 36 | 382 | 354 | 10 | 18 |
| 3 | 322 | 314 | 3 | 5 | 277 | 271 | 2 | 4 |
| - | 155 | 150 | 1 | 4 | 162 | 158 | - | 4 |
| 3 | 167 | 164 | 2 | 1 | 115 | 113 | 2 | - |
| 41 | 707 | 650 | 16 | 41 | 583 | 555 | 9 | 19 |
| 19 | 380 | 350 | 6 | 24 | 297 | 284 | 7 | 6 |
| 22 | 327 | 300 | 10 | 17 | 286 | 271 | 2 | 13 |
| 191 | 2,995 | 2,620 | 177 | 198 | 2,418 | 2,136 | 135 | 147 |
| 126 | 1,569 | 1,378 | 93 | 98 | 1,281 | 1,125 | 74 | 82 |
| 65 | 1,426 | 1,242 | 84 | 100 | 1,137 | 1,011 | 61 | 65 |
| 42 | 1,037 | 923 | 66 | 48 | 601 | 538 | 36 | 27 |
| 26 | 526 | 466 | 33 | 27 | 296 | 261 | 20 | 15 |
| 16 | 511 | 457 | 33 | 21 | 305 | 277 | 16 | 12 |
| 94 | 2,031 | 1,857 | 87 | 87 | 1,651 | 1,493 | 65 | 93 |
| 60 | 1,021 | 913 | 48 | 60 | 829 | 736 | 35 | 58 |
| 34 | 1,010 | 944 | 39 | 27 | 822 | 757 | 30 | 35 |
| 48 | 1,300 | 1,214 | 48 | 38 | 919 | 860 | 40 | 19 |
| 30 | 660 | 614 | 25 | 21 | 471 | 437 | 21 | 13 |
| 18 | 640 | 600 | 23 | 17 | 448 | 423 | 19 | 6 |
| 22 | 793 | 745 | 27 | 21 | 684 | 634 | 29 | 21 |
| 15 | 424 | 398 | 17 | 9 | 361 | 335 | 16 | 10 |
| 7 | 369 | 347 | 10 | 12 | 323 | 299 | 13 | 11 |
| 13 | 548 | 523 | 13 | 12 | 436 | 419 | 6 | 11 |
| 5 | 283 | 269 | 6 | 8 | 229 | 217 | 4 | 8 |
| 8 | 265 | 254 | 7 | 4 | 207 | 202 | 2 | 3 |
| 27 | 926 | 852 | 45 | 29 | 770 | 715 | 41 | 14 |
| 13 | 450 | 414 | 20 | 16 | 426 | 399 | 21 | 6 |
| 14 | 476 | 438 | 25 | 13 | 344 | 316 | 20 | 8 |

Note: Based on Resident Registration Address

Table IV-3

Statistics on Comprehensive Diagnoses Based on Health

| Division | | (Total) | | | | l ç n X4~6 | | |
|-------------------------|-----|---------|--------|---------|------------------------------|------------|-------|---------|
| | | Total | Good | Caution | Requires Detailed Assessment | Total | Good | Caution |
| Yongin-si Giheung-gu | S.T | 20,139 | 18,284 | 950 | 905 | 3,188 | 3,025 | 103 |
| | M | 10,346 | 9,357 | 493 | 496 | 1,655 | 1,575 | 54 |
| | F | 9,793 | 8,927 | 457 | 409 | 1,533 | 1,450 | 49 |
| Yongin-si Suji-gu | S.T | 13,660 | 13,026 | 396 | 238 | 2,297 | 2,246 | 35 |
| | M | 6,942 | 6,570 | 239 | 133 | 1,180 | 1,155 | 18 |
| | F | 6,718 | 6,456 | 157 | 105 | 1,117 | 1,091 | 17 |
| Paju-si | S.T | 16,259 | 14,893 | 755 | 611 | 2,942 | 2,771 | 101 |
| | M | 8,372 | 7,608 | 424 | 340 | 1,540 | 1,453 | 49 |
| | F | 7,887 | 7,285 | 331 | 271 | 1,402 | 1,318 | 52 |
| Icheon-si | S.T | 7,831 | 7,180 | 330 | 321 | 1,284 | 1,228 | 30 |
| | M | 4,081 | 3,727 | 182 | 172 | 664 | 637 | 15 |
| | F | 3,750 | 3,453 | 148 | 149 | 620 | 591 | 15 |
| Anseong-si | S.T | 7,773 | 6,805 | 576 | 392 | 1,306 | 1,196 | 79 |
| | M | 3,921 | 3,385 | 314 | 222 | 651 | 596 | 40 |
| | F | 3,852 | 3,420 | 262 | 170 | 655 | 600 | 39 |
| Gimpo-si | S.T | 9,724 | 9,246 | 295 | 183 | 1,801 | 1,740 | 39 |
| | M | 4,983 | 4,738 | 150 | 95 | 918 | 886 | 16 |
| | F | 4,741 | 4,508 | 145 | 88 | 883 | 854 | 23 |
| Hwaseong-si | S.T | 31,935 | 29,888 | 1,112 | 935 | 4,973 | 4,819 | 108 |
| | M | 16,445 | 15,249 | 668 | 528 | 2,566 | 2,475 | 66 |
| | F | 15,490 | 14,639 | 444 | 407 | 2,407 | 2,344 | 42 |
| Gwangju-si | S.T | 10,185 | 9,197 | 313 | 675 | 1,716 | 1,604 | 50 |
| | M | 5,233 | 4,689 | 182 | 362 | 884 | 823 | 27 |
| | F | 4,952 | 4,508 | 131 | 313 | 832 | 781 | 23 |
| Yangju-si | S.T | 9,047 | 8,494 | 276 | 277 | 1,420 | 1,350 | 38 |
| | M | 4,554 | 4,263 | 142 | 149 | 728 | 698 | 14 |
| | F | 4,493 | 4,231 | 134 | 128 | 692 | 652 | 24 |
| Pocheon-si | S.T | 5,079 | 4,922 | 100 | 57 | 716 | 711 | 5 |
| | M | 2,664 | 2,584 | 52 | 28 | 371 | 368 | 3 |
| | F | 2,415 | 2,338 | 48 | 29 | 345 | 343 | 2 |
| Yeoju-gun | S.T | 3,254 | 3,130 | 68 | 56 | 503 | 490 | 9 |
| | M | 1,688 | 1,618 | 34 | 36 | 258 | 253 | 3 |
| | F | 1,566 | 1,512 | 34 | 20 | 245 | 237 | 6 |
| Yeoncheon-gun | S.T | 1,096 | 1,038 | 34 | 24 | 213 | 208 | 5 |
| | M | 559 | 530 | 18 | 11 | 100 | 99 | 1 |
| | F | 537 | 508 | 16 | 13 | 113 | 109 | 4 |
| Gapyeong-gun | S.T | 1,544 | 1,437 | 67 | 40 | 238 | 230 | 5 |
| | M | 771 | 712 | 38 | 21 | 117 | 113 | 2 |
| | F | 773 | 725 | 29 | 19 | 121 | 117 | 3 |
| Yangpyeong-gun | S.T | 2,170 | 1,997 | 131 | 42 | 327 | 311 | 13 |
| | M | 1,102 | 1,021 | 55 | 26 | 170 | 163 | 5 |
| | F | 1,068 | 976 | 76 | 16 | 157 | 148 | 8 |

aX

X

Screenings for Infants and by District and Gender <Cont'd>

XX a
(Unit : Person)

| months) | qçij X9~12 months) | | | | i pçjl X18~24 months) | | | |
|------------------------------------|--------------------|-------|---------|------------------------------------|-----------------------|-------|---------|------------------------------------|
| Requires Detailed Assessment | Total | Good | Caution | Requires Detailed Assessment | Total | Good | Caution | Requires Detailed Assessment |
| 60 | 2,945 | 2,724 | 150 | 71 | 3,552 | 3,275 | 179 | 98 |
| 26 | 1,521 | 1,389 | 86 | 46 | 1,809 | 1,659 | 90 | 60 |
| 34 | 1,424 | 1,335 | 64 | 25 | 1,743 | 1,616 | 89 | 38 |
| 16 | 2,114 | 2,035 | 52 | 27 | 2,309 | 2,217 | 60 | 32 |
| 7 | 1,078 | 1,034 | 29 | 15 | 1,183 | 1,123 | 40 | 20 |
| 9 | 1,036 | 1,001 | 23 | 12 | 1,126 | 1,094 | 20 | 12 |
| 70 | 2,554 | 2,382 | 113 | 59 | 2,818 | 2,574 | 149 | 95 |
| 38 | 1,322 | 1,219 | 68 | 35 | 1,424 | 1,277 | 80 | 67 |
| 32 | 1,232 | 1,163 | 45 | 24 | 1,394 | 1,297 | 69 | 28 |
| 26 | 1,266 | 1,164 | 64 | 38 | 1,423 | 1,307 | 68 | 48 |
| 12 | 654 | 587 | 41 | 26 | 746 | 678 | 37 | 31 |
| 14 | 612 | 577 | 23 | 12 | 677 | 629 | 31 | 17 |
| 31 | 1,284 | 1,140 | 93 | 51 | 1,342 | 1,183 | 106 | 53 |
| 15 | 651 | 567 | 52 | 32 | 681 | 579 | 65 | 37 |
| 16 | 633 | 573 | 41 | 19 | 661 | 604 | 41 | 16 |
| 22 | 1,574 | 1,514 | 36 | 24 | 1,661 | 1,589 | 48 | 24 |
| 16 | 813 | 777 | 22 | 14 | 866 | 833 | 22 | 11 |
| 6 | 761 | 737 | 14 | 10 | 795 | 756 | 26 | 13 |
| 46 | 4,926 | 4,682 | 160 | 84 | 5,904 | 5,579 | 190 | 135 |
| 25 | 2,552 | 2,414 | 88 | 50 | 3,066 | 2,867 | 117 | 82 |
| 21 | 2,374 | 2,268 | 72 | 34 | 2,838 | 2,712 | 73 | 53 |
| 62 | 1,627 | 1,521 | 46 | 60 | 1,802 | 1,652 | 57 | 93 |
| 34 | 844 | 782 | 33 | 29 | 945 | 856 | 40 | 49 |
| 28 | 783 | 739 | 13 | 31 | 857 | 796 | 17 | 44 |
| 32 | 1,317 | 1,256 | 36 | 25 | 1,505 | 1,413 | 44 | 48 |
| 16 | 673 | 634 | 24 | 15 | 751 | 696 | 27 | 28 |
| 16 | 644 | 622 | 12 | 10 | 754 | 717 | 17 | 20 |
| – | 668 | 646 | 19 | 3 | 889 | 855 | 25 | 9 |
| – | 358 | 347 | 8 | 3 | 463 | 445 | 13 | 5 |
| – | 310 | 299 | 11 | – | 426 | 410 | 12 | 4 |
| 4 | 475 | 465 | 7 | 3 | 546 | 523 | 13 | 10 |
| 2 | 247 | 240 | 5 | 2 | 267 | 255 | 6 | 6 |
| 2 | 228 | 225 | 2 | 1 | 279 | 268 | 7 | 4 |
| – | 197 | 185 | 9 | 3 | 215 | 201 | 6 | 8 |
| – | 98 | 91 | 6 | 1 | 103 | 95 | 3 | 5 |
| – | 99 | 94 | 3 | 2 | 112 | 106 | 3 | 3 |
| 3 | 237 | 212 | 16 | 9 | 273 | 254 | 13 | 6 |
| 2 | 115 | 100 | 10 | 5 | 125 | 114 | 7 | 4 |
| 1 | 122 | 112 | 6 | 4 | 148 | 140 | 6 | 2 |
| 3 | 318 | 288 | 26 | 4 | 350 | 317 | 25 | 8 |
| 2 | 158 | 147 | 11 | – | 172 | 155 | 13 | 4 |
| 1 | 160 | 141 | 15 | 4 | 178 | 162 | 12 | 4 |

Note: Based on Resident Registration Address

Table IV-3

Statistics on Comprehensive Diagnoses Based on Health

| Division | | 30~36 (30~36 months) | | | | XXXXXXXXXXXX j l p X42~48 | | |
|-------------------------|-----|----------------------|-------|---------|------------------------------|---------------------------|-------|---------|
| | | Total | Good | Caution | Requires Detailed Assessment | Total | Good | Caution |
| Yongin-si Giheung-gu | S.T | 3,301 | 2,967 | 171 | 163 | 2,894 | 2,567 | 136 |
| | M | 1,681 | 1,498 | 92 | 91 | 1,457 | 1,294 | 61 |
| | F | 1,620 | 1,469 | 79 | 72 | 1,437 | 1,273 | 75 |
| Yongin-si Suji-gu | S.T | 2,346 | 2,217 | 84 | 45 | 1,877 | 1,753 | 64 |
| | M | 1,184 | 1,104 | 54 | 26 | 965 | 895 | 36 |
| | F | 1,162 | 1,113 | 30 | 19 | 912 | 858 | 28 |
| Paju-si | S.T | 2,554 | 2,323 | 132 | 99 | 2,216 | 1,970 | 121 |
| | M | 1,322 | 1,192 | 79 | 51 | 1,130 | 994 | 65 |
| | F | 1,232 | 1,131 | 53 | 48 | 1,086 | 976 | 56 |
| Icheon-si | S.T | 1,199 | 1,072 | 67 | 60 | 996 | 899 | 44 |
| | M | 634 | 557 | 42 | 35 | 531 | 483 | 22 |
| | F | 565 | 515 | 25 | 25 | 465 | 416 | 22 |
| Anseong-si | S.T | 1,240 | 1,091 | 86 | 63 | 1,065 | 914 | 89 |
| | M | 623 | 540 | 47 | 36 | 525 | 448 | 45 |
| | F | 617 | 551 | 39 | 27 | 540 | 466 | 44 |
| Gimpo-si | S.T | 1,528 | 1,446 | 50 | 32 | 1,352 | 1,281 | 46 |
| | M | 801 | 758 | 28 | 15 | 678 | 638 | 26 |
| | F | 727 | 688 | 22 | 17 | 674 | 643 | 20 |
| Hwaseong-si | S.T | 5,500 | 5,091 | 227 | 182 | 4,496 | 4,148 | 153 |
| | M | 2,785 | 2,549 | 137 | 99 | 2,376 | 2,165 | 101 |
| | F | 2,715 | 2,542 | 90 | 83 | 2,120 | 1,983 | 52 |
| Gwangju-si | S.T | 1,522 | 1,365 | 48 | 109 | 1,440 | 1,262 | 42 |
| | M | 796 | 708 | 24 | 64 | 733 | 639 | 23 |
| | F | 726 | 657 | 24 | 45 | 707 | 623 | 19 |
| Yangju-si | S.T | 1,394 | 1,300 | 41 | 53 | 1,279 | 1,199 | 43 |
| | M | 712 | 664 | 25 | 23 | 625 | 584 | 20 |
| | F | 682 | 636 | 16 | 30 | 654 | 615 | 23 |
| Pocheon-si | S.T | 810 | 779 | 16 | 15 | 718 | 685 | 17 |
| | M | 405 | 386 | 12 | 7 | 386 | 370 | 7 |
| | F | 405 | 393 | 4 | 8 | 332 | 315 | 10 |
| Yeoju-gun | S.T | 538 | 509 | 11 | 18 | 477 | 459 | 10 |
| | M | 306 | 289 | 6 | 11 | 242 | 230 | 4 |
| | F | 232 | 220 | 5 | 7 | 235 | 229 | 6 |
| Yeoncheon-gun | S.T | 159 | 149 | 5 | 5 | 131 | 126 | 3 |
| | M | 91 | 85 | 3 | 3 | 72 | 69 | 2 |
| | F | 68 | 64 | 2 | 2 | 59 | 57 | 1 |
| Gapyeong-gun | S.T | 252 | 238 | 9 | 5 | 216 | 206 | 5 |
| | M | 129 | 121 | 6 | 2 | 118 | 110 | 4 |
| | F | 123 | 117 | 3 | 3 | 98 | 96 | 1 |
| Yangpyeong-gun | S.T | 360 | 329 | 24 | 7 | 314 | 287 | 20 |
| | M | 177 | 164 | 8 | 5 | 149 | 135 | 8 |
| | F | 183 | 165 | 16 | 2 | 165 | 152 | 12 |

aX

X

Screenings for Infants and by District and Gender <Cont'd>

XX a
(Unit : Person)

| months) | m l n h (54~60 months) | | | | nnz oi X66~71 months) | | | |
|------------------------------------|------------------------|-------|---------|------------------------------------|-----------------------|-------|---------|------------------------------------|
| Requires Detailed Assessment | Total | Good | Caution | Requires Detailed Assessment | Total | Good | Caution | Requires Detailed Assessment |
| 191 | 2,452 | 2,150 | 123 | 179 | 1,807 | 1,576 | 88 | 143 |
| 102 | 1,266 | 1,108 | 64 | 94 | 957 | 834 | 46 | 77 |
| 89 | 1,186 | 1,042 | 59 | 85 | 850 | 742 | 42 | 66 |
| 60 | 1,437 | 1,357 | 47 | 33 | 1,280 | 1,201 | 54 | 25 |
| 34 | 725 | 678 | 29 | 18 | 627 | 581 | 33 | 13 |
| 26 | 712 | 679 | 18 | 15 | 653 | 620 | 21 | 12 |
| 125 | 1,782 | 1,593 | 91 | 98 | 1,393 | 1,280 | 48 | 65 |
| 71 | 921 | 819 | 56 | 46 | 713 | 654 | 27 | 32 |
| 54 | 861 | 774 | 35 | 52 | 680 | 626 | 21 | 33 |
| 53 | 917 | 825 | 35 | 57 | 746 | 685 | 22 | 39 |
| 26 | 456 | 418 | 16 | 22 | 396 | 367 | 9 | 20 |
| 27 | 461 | 407 | 19 | 35 | 350 | 318 | 13 | 19 |
| 62 | 823 | 688 | 64 | 71 | 713 | 593 | 59 | 61 |
| 32 | 420 | 352 | 34 | 34 | 370 | 303 | 31 | 36 |
| 30 | 403 | 336 | 30 | 37 | 343 | 290 | 28 | 25 |
| 25 | 1,079 | 1,001 | 49 | 29 | 729 | 675 | 27 | 27 |
| 14 | 525 | 488 | 23 | 14 | 382 | 358 | 13 | 11 |
| 11 | 554 | 513 | 26 | 15 | 347 | 317 | 14 | 16 |
| 195 | 3,481 | 3,149 | 156 | 176 | 2,655 | 2,420 | 118 | 117 |
| 110 | 1,774 | 1,584 | 87 | 103 | 1,326 | 1,195 | 72 | 59 |
| 85 | 1,707 | 1,565 | 69 | 73 | 1,329 | 1,225 | 46 | 58 |
| 136 | 1,153 | 986 | 38 | 129 | 925 | 807 | 32 | 86 |
| 71 | 560 | 472 | 21 | 67 | 471 | 409 | 14 | 48 |
| 65 | 593 | 514 | 17 | 62 | 454 | 398 | 18 | 38 |
| 37 | 1,205 | 1,115 | 42 | 48 | 927 | 861 | 32 | 34 |
| 21 | 603 | 561 | 17 | 25 | 462 | 426 | 15 | 21 |
| 16 | 602 | 554 | 25 | 23 | 465 | 435 | 17 | 13 |
| 16 | 705 | 684 | 16 | 5 | 573 | 562 | 2 | 9 |
| 9 | 375 | 366 | 8 | 1 | 306 | 302 | 1 | 3 |
| 7 | 330 | 318 | 8 | 4 | 267 | 260 | 1 | 6 |
| 8 | 421 | 404 | 10 | 7 | 294 | 280 | 8 | 6 |
| 8 | 220 | 211 | 5 | 4 | 148 | 140 | 5 | 3 |
| – | 201 | 193 | 5 | 3 | 146 | 140 | 3 | 3 |
| 2 | 110 | 102 | 3 | 5 | 71 | 67 | 3 | 1 |
| 1 | 58 | 56 | 1 | 1 | 37 | 35 | 2 | – |
| 1 | 52 | 46 | 2 | 4 | 34 | 32 | 1 | 1 |
| 5 | 165 | 152 | 8 | 5 | 163 | 145 | 11 | 7 |
| 4 | 84 | 78 | 5 | 1 | 83 | 76 | 4 | 3 |
| 1 | 81 | 74 | 3 | 4 | 80 | 69 | 7 | 4 |
| 7 | 291 | 271 | 14 | 6 | 210 | 194 | 9 | 7 |
| 6 | 154 | 143 | 6 | 5 | 122 | 114 | 4 | 4 |
| 1 | 137 | 128 | 8 | 1 | 88 | 80 | 5 | 3 |

Note: Based on Resident Registration Address

Table IV-3

Statistics on Comprehensive Diagnoses Based on Health

| Division | | (Total) | | | | l ç n X4~6 | | |
|-----------------|-----|---------|--------|---------|------------------------------|------------|-------|---------|
| | | Total | Good | Caution | Requires Detailed Assessment | Total | Good | Caution |
| Gangwon | S.T | 46,977 | 42,878 | 1,887 | 2,212 | 7,171 | 6,728 | 204 |
| | M | 24,228 | 21,927 | 1,066 | 1,235 | 3,718 | 3,473 | 109 |
| | F | 22,749 | 20,951 | 821 | 977 | 3,453 | 3,255 | 95 |
| Chuncheon-si | S.T | 8,389 | 7,580 | 362 | 447 | 1,308 | 1,224 | 43 |
| | M | 4,329 | 3,879 | 201 | 249 | 689 | 640 | 27 |
| | F | 4,060 | 3,701 | 161 | 198 | 619 | 584 | 16 |
| Wonju-si | S.T | 11,922 | 10,855 | 343 | 724 | 1,949 | 1,802 | 38 |
| | M | 6,122 | 5,539 | 184 | 399 | 1,013 | 932 | 19 |
| | F | 5,800 | 5,316 | 159 | 325 | 936 | 870 | 19 |
| Gangneung-si | S.T | 7,000 | 6,449 | 293 | 258 | 949 | 914 | 27 |
| | M | 3,636 | 3,322 | 165 | 149 | 498 | 480 | 13 |
| | F | 3,364 | 3,127 | 128 | 109 | 451 | 434 | 14 |
| Donghae-si | S.T | 2,368 | 2,312 | 32 | 24 | 398 | 393 | 4 |
| | M | 1,230 | 1,197 | 21 | 12 | 211 | 206 | 4 |
| | F | 1,138 | 1,115 | 11 | 12 | 187 | 187 | - |
| Taebaek-si | S.T | 1,734 | 1,495 | 103 | 136 | 240 | 219 | 3 |
| | M | 881 | 751 | 57 | 73 | 119 | 110 | 2 |
| | F | 853 | 744 | 46 | 63 | 121 | 109 | 1 |
| Sokcho-si | S.T | 2,388 | 2,215 | 111 | 62 | 410 | 399 | 8 |
| | M | 1,254 | 1,150 | 70 | 34 | 221 | 215 | 4 |
| | F | 1,134 | 1,065 | 41 | 28 | 189 | 184 | 4 |
| Samcheok-si | S.T | 1,955 | 1,855 | 62 | 38 | 272 | 250 | 16 |
| | M | 1,011 | 956 | 32 | 23 | 132 | 119 | 8 |
| | F | 944 | 899 | 30 | 15 | 140 | 131 | 8 |
| Hongcheon-gun | S.T | 1,938 | 1,750 | 113 | 75 | 266 | 240 | 14 |
| | M | 1,004 | 881 | 75 | 48 | 127 | 111 | 8 |
| | F | 934 | 869 | 38 | 27 | 139 | 129 | 6 |
| Hoengseong-gun | S.T | 1,002 | 867 | 92 | 43 | 146 | 132 | 6 |
| | M | 506 | 425 | 55 | 26 | 73 | 66 | 3 |
| | F | 496 | 442 | 37 | 17 | 73 | 66 | 3 |
| Yeongwol-gun | S.T | 807 | 760 | 32 | 15 | 107 | 103 | 2 |
| | M | 439 | 408 | 23 | 8 | 63 | 61 | 2 |
| | F | 368 | 352 | 9 | 7 | 44 | 42 | - |
| Pyeongchang-gun | S.T | 824 | 773 | 25 | 26 | 109 | 102 | 3 |
| | M | 426 | 400 | 14 | 12 | 56 | 53 | 1 |
| | F | 398 | 373 | 11 | 14 | 53 | 49 | 2 |
| Jeongseon-gun | S.T | 923 | 825 | 50 | 48 | 120 | 110 | 3 |
| | M | 462 | 408 | 26 | 28 | 62 | 57 | 2 |
| | F | 461 | 417 | 24 | 20 | 58 | 53 | 1 |
| Cheorwon-gun | S.T | 1,565 | 1,400 | 112 | 53 | 206 | 183 | 17 |
| | M | 781 | 694 | 55 | 32 | 100 | 90 | 6 |
| | F | 784 | 706 | 57 | 21 | 106 | 93 | 11 |

aX X

Screenings for Infants and by District and Gender <Cont'd>

XX a
(Unit : Person)

| months) | qçij X9~12 months) | | | | i pçijl X18~24 months) | | | |
|------------------------------------|--------------------|--------------|------------|------------------------------------|------------------------|--------------|------------|------------------------------------|
| Requires Detailed Assessment | Total | Good | Caution | Requires Detailed Assessment | Total | Good | Caution | Requires Detailed Assessment |
| 239 | 6,805 | 6,334 | 269 | 202 | 7,821 | 7,253 | 289 | 279 |
| 136 | 3,514 | 3,239 | 153 | 122 | 4,050 | 3,718 | 178 | 154 |
| 103 | 3,291 | 3,095 | 116 | 80 | 3,771 | 3,535 | 111 | 125 |
| 41 | 1,292 | 1,190 | 57 | 45 | 1,381 | 1,287 | 52 | 42 |
| 22 | 660 | 600 | 35 | 25 | 705 | 654 | 30 | 21 |
| 19 | 632 | 590 | 22 | 20 | 676 | 633 | 22 | 21 |
| 109 | 1,806 | 1,683 | 52 | 71 | 1,986 | 1,841 | 55 | 90 |
| 62 | 936 | 868 | 26 | 42 | 1,010 | 933 | 29 | 48 |
| 47 | 870 | 815 | 26 | 29 | 976 | 908 | 26 | 42 |
| 8 | 946 | 889 | 42 | 15 | 1,125 | 1,053 | 41 | 31 |
| 5 | 507 | 474 | 23 | 10 | 586 | 537 | 29 | 20 |
| 3 | 439 | 415 | 19 | 5 | 539 | 516 | 12 | 11 |
| 1 | 352 | 348 | 4 | – | 397 | 387 | 6 | 4 |
| 1 | 175 | 173 | 2 | – | 209 | 203 | 5 | 1 |
| – | 177 | 175 | 2 | – | 188 | 184 | 1 | 3 |
| 18 | 212 | 186 | 9 | 17 | 267 | 238 | 11 | 18 |
| 7 | 110 | 96 | 5 | 9 | 138 | 121 | 7 | 10 |
| 11 | 102 | 90 | 4 | 8 | 129 | 117 | 4 | 8 |
| 3 | 415 | 391 | 21 | 3 | 465 | 437 | 16 | 12 |
| 2 | 217 | 204 | 12 | 1 | 256 | 239 | 11 | 6 |
| 1 | 198 | 187 | 9 | 2 | 209 | 198 | 5 | 6 |
| 6 | 267 | 256 | 9 | 2 | 332 | 317 | 13 | 2 |
| 5 | 143 | 135 | 6 | 2 | 176 | 169 | 6 | 1 |
| 1 | 124 | 121 | 3 | – | 156 | 148 | 7 | 1 |
| 12 | 262 | 247 | 12 | 3 | 312 | 282 | 15 | 15 |
| 8 | 131 | 119 | 9 | 3 | 158 | 138 | 11 | 9 |
| 4 | 131 | 128 | 3 | – | 154 | 144 | 4 | 6 |
| 8 | 124 | 108 | 10 | 6 | 155 | 138 | 11 | 6 |
| 4 | 59 | 51 | 5 | 3 | 78 | 63 | 9 | 6 |
| 4 | 65 | 57 | 5 | 3 | 77 | 75 | 2 | – |
| 2 | 90 | 87 | 3 | – | 128 | 115 | 7 | 6 |
| – | 55 | 53 | 2 | – | 74 | 63 | 6 | 5 |
| 2 | 35 | 34 | 1 | – | 54 | 52 | 1 | 1 |
| 4 | 101 | 96 | 4 | 1 | 146 | 135 | 8 | 3 |
| 2 | 52 | 51 | 1 | – | 78 | 72 | 5 | 1 |
| 2 | 49 | 45 | 3 | 1 | 68 | 63 | 3 | 2 |
| 7 | 111 | 99 | 6 | 6 | 146 | 132 | 6 | 8 |
| 3 | 55 | 47 | 4 | 4 | 77 | 69 | 4 | 4 |
| 4 | 56 | 52 | 2 | 2 | 69 | 63 | 2 | 4 |
| 6 | 186 | 170 | 12 | 4 | 292 | 260 | 20 | 12 |
| 4 | 90 | 80 | 8 | 2 | 155 | 135 | 11 | 9 |
| 2 | 96 | 90 | 4 | 2 | 137 | 125 | 9 | 3 |

Note: Based on Resident Registration Address

Table IV-3

Statistics on Comprehensive Diagnoses Based on Health

| Division | | 30~36 (30~36 months) | | | | XXXXXXXXXX j l p X42~48 | | |
|-----------------|-----|----------------------|-------|---------|------------------------------|-------------------------|-------|---------|
| | | Total | Good | Caution | Requires Detailed Assessment | Total | Good | Caution |
| Gangwon | S.T | 7,386 | 6,729 | 300 | 357 | 6,588 | 5,959 | 272 |
| | M | 3,780 | 3,390 | 177 | 213 | 3,409 | 3,071 | 148 |
| | F | 3,606 | 3,339 | 123 | 144 | 3,179 | 2,888 | 124 |
| Chuncheon-si | S.T | 1,266 | 1,148 | 55 | 63 | 1,193 | 1,066 | 45 |
| | M | 644 | 569 | 35 | 40 | 626 | 560 | 21 |
| | F | 622 | 579 | 20 | 23 | 567 | 506 | 24 |
| Wonju-si | S.T | 1,783 | 1,622 | 59 | 102 | 1,584 | 1,428 | 43 |
| | M | 910 | 821 | 35 | 54 | 839 | 746 | 30 |
| | F | 873 | 801 | 24 | 48 | 745 | 682 | 13 |
| Gangneung-si | S.T | 1,106 | 1,016 | 49 | 41 | 1,054 | 969 | 42 |
| | M | 560 | 506 | 24 | 30 | 536 | 498 | 21 |
| | F | 546 | 510 | 25 | 11 | 518 | 471 | 21 |
| Donghae-si | S.T | 431 | 418 | 7 | 6 | 304 | 293 | 6 |
| | M | 235 | 228 | 3 | 4 | 151 | 145 | 3 |
| | F | 196 | 190 | 4 | 2 | 153 | 148 | 3 |
| Taebaek-si | S.T | 282 | 248 | 11 | 23 | 268 | 232 | 19 |
| | M | 130 | 108 | 6 | 16 | 135 | 115 | 11 |
| | F | 152 | 140 | 5 | 7 | 133 | 117 | 8 |
| Sokcho-si | S.T | 359 | 324 | 19 | 16 | 277 | 246 | 21 |
| | M | 192 | 170 | 11 | 11 | 131 | 117 | 11 |
| | F | 167 | 154 | 8 | 5 | 146 | 129 | 10 |
| Samcheok-si | S.T | 322 | 317 | 4 | 1 | 283 | 273 | 4 |
| | M | 174 | 170 | 3 | 1 | 129 | 124 | 2 |
| | F | 148 | 147 | 1 | - | 154 | 149 | 2 |
| Hongcheon-gun | S.T | 316 | 282 | 17 | 17 | 295 | 269 | 20 |
| | M | 165 | 141 | 12 | 12 | 160 | 146 | 10 |
| | F | 151 | 141 | 5 | 5 | 135 | 123 | 10 |
| Hoengseong-gun | S.T | 159 | 135 | 19 | 5 | 139 | 114 | 18 |
| | M | 68 | 52 | 13 | 3 | 83 | 69 | 10 |
| | F | 91 | 83 | 6 | 2 | 56 | 45 | 8 |
| Yeongwol-gun | S.T | 137 | 131 | 4 | 2 | 109 | 103 | 4 |
| | M | 71 | 66 | 3 | 2 | 53 | 50 | 2 |
| | F | 66 | 65 | 1 | - | 56 | 53 | 2 |
| Pyeongchang-gun | S.T | 119 | 113 | 2 | 4 | 159 | 149 | 2 |
| | M | 58 | 54 | 2 | 2 | 79 | 73 | 2 |
| | F | 61 | 59 | - | 2 | 80 | 76 | - |
| Jeongseon-gun | S.T | 170 | 151 | 9 | 10 | 124 | 111 | 8 |
| | M | 79 | 68 | 3 | 8 | 65 | 57 | 5 |
| | F | 91 | 83 | 6 | 2 | 59 | 54 | 3 |
| Cheorwon-gun | S.T | 275 | 246 | 19 | 10 | 242 | 214 | 18 |
| | M | 147 | 133 | 10 | 4 | 128 | 115 | 7 |
| | F | 128 | 113 | 9 | 6 | 114 | 99 | 11 |

aX

X

Screenings for Infants and by District and Gender <Cont'd>

XX a
(Unit : Person)

| months) | m l n h (54~60 months) | | | | nn l oi X66~71 months) | | | |
|------------------------------------|------------------------|--------------|------------|------------------------------------|------------------------|--------------|------------|------------------------------------|
| Requires Detailed Assessment | Total | Good | Caution | Requires Detailed Assessment | Total | Good | Caution | Requires Detailed Assessment |
| 357 | 5,996 | 5,317 | 278 | 401 | 5,210 | 4,558 | 275 | 377 |
| 190 | 3,041 | 2,670 | 148 | 223 | 2,716 | 2,366 | 153 | 197 |
| 167 | 2,955 | 2,647 | 130 | 178 | 2,494 | 2,192 | 122 | 180 |
| 82 | 1,040 | 891 | 61 | 88 | 909 | 774 | 49 | 86 |
| 45 | 517 | 441 | 27 | 49 | 488 | 415 | 26 | 47 |
| 37 | 523 | 450 | 34 | 39 | 421 | 359 | 23 | 39 |
| 113 | 1,520 | 1,347 | 47 | 126 | 1,294 | 1,132 | 49 | 113 |
| 63 | 775 | 681 | 24 | 70 | 639 | 558 | 21 | 60 |
| 50 | 745 | 666 | 23 | 56 | 655 | 574 | 28 | 53 |
| 43 | 982 | 866 | 51 | 65 | 838 | 742 | 41 | 55 |
| 17 | 494 | 429 | 26 | 39 | 455 | 398 | 29 | 28 |
| 26 | 488 | 437 | 25 | 26 | 383 | 344 | 12 | 27 |
| 5 | 248 | 243 | 3 | 2 | 238 | 230 | 2 | 6 |
| 3 | 122 | 118 | 3 | 1 | 127 | 124 | 1 | 2 |
| 2 | 126 | 125 | — | 1 | 111 | 106 | 1 | 4 |
| 17 | 237 | 205 | 17 | 15 | 228 | 167 | 33 | 28 |
| 9 | 131 | 112 | 9 | 10 | 118 | 89 | 17 | 12 |
| 8 | 106 | 93 | 8 | 5 | 110 | 78 | 16 | 16 |
| 10 | 248 | 222 | 15 | 11 | 214 | 196 | 11 | 7 |
| 3 | 120 | 102 | 11 | 7 | 117 | 103 | 10 | 4 |
| 7 | 128 | 120 | 4 | 4 | 97 | 93 | 1 | 3 |
| 6 | 234 | 217 | 8 | 9 | 245 | 225 | 8 | 12 |
| 3 | 123 | 115 | 4 | 4 | 134 | 124 | 3 | 7 |
| 3 | 111 | 102 | 4 | 5 | 111 | 101 | 5 | 5 |
| 6 | 261 | 228 | 20 | 13 | 226 | 202 | 15 | 9 |
| 4 | 138 | 115 | 15 | 8 | 125 | 111 | 10 | 4 |
| 2 | 123 | 113 | 5 | 5 | 101 | 91 | 5 | 5 |
| 7 | 156 | 136 | 15 | 5 | 123 | 104 | 13 | 6 |
| 4 | 85 | 74 | 8 | 3 | 60 | 50 | 7 | 3 |
| 3 | 71 | 62 | 7 | 2 | 63 | 54 | 6 | 3 |
| 2 | 130 | 127 | 2 | 1 | 106 | 94 | 10 | 2 |
| 1 | 63 | 63 | — | — | 60 | 52 | 8 | — |
| 1 | 67 | 64 | 2 | 1 | 46 | 42 | 2 | 2 |
| 8 | 111 | 105 | 4 | 2 | 79 | 73 | 2 | 4 |
| 4 | 64 | 61 | 3 | — | 39 | 36 | — | 3 |
| 4 | 47 | 44 | 1 | 2 | 40 | 37 | 2 | 1 |
| 5 | 138 | 122 | 5 | 11 | 114 | 100 | 13 | 1 |
| 3 | 67 | 59 | 3 | 5 | 57 | 51 | 5 | 1 |
| 2 | 71 | 63 | 2 | 6 | 57 | 49 | 8 | — |
| 10 | 198 | 183 | 12 | 3 | 166 | 144 | 14 | 8 |
| 6 | 88 | 81 | 5 | 2 | 73 | 60 | 8 | 5 |
| 4 | 110 | 102 | 7 | 1 | 93 | 84 | 6 | 3 |

Note: Based on Resident Registration Address

Table IV-3

Statistics on Comprehensive Diagnoses Based on Health

| Division | | (Total) | | | | l 2 n X4~6 | | |
|-----------------------------|-----|---------------|---------------|--------------|------------------------------|--------------|--------------|------------|
| | | Total | Good | Caution | Requires Detailed Assessment | Total | Good | Caution |
| Hwacheon-gun | S.T | 955 | 879 | 38 | 38 | 172 | 155 | 11 |
| | M | 485 | 446 | 20 | 19 | 89 | 78 | 5 |
| | F | 470 | 433 | 18 | 19 | 83 | 77 | 6 |
| Yanggu-gun | S.T | 757 | 599 | 39 | 119 | 122 | 114 | 2 |
| | M | 368 | 284 | 22 | 62 | 61 | 57 | 1 |
| | F | 389 | 315 | 17 | 57 | 61 | 57 | 1 |
| Inje-gun | S.T | 1,081 | 960 | 36 | 85 | 202 | 194 | 6 |
| | M | 584 | 511 | 22 | 51 | 112 | 106 | 4 |
| | F | 497 | 449 | 14 | 34 | 90 | 88 | 2 |
| Goseong-gun | S.T | 658 | 624 | 23 | 11 | 90 | 89 | 1 |
| | M | 351 | 334 | 13 | 4 | 43 | 43 | - |
| | F | 307 | 290 | 10 | 7 | 47 | 46 | 1 |
| Yangyang-gun | S.T | 711 | 680 | 21 | 10 | 105 | 105 | - |
| | M | 359 | 342 | 11 | 6 | 49 | 49 | - |
| | F | 352 | 338 | 10 | 4 | 56 | 56 | - |
| Chungbuk | S.T | 55,641 | 51,942 | 2,165 | 1,534 | 8,685 | 8,283 | 309 |
| | M | 28,589 | 26,555 | 1,179 | 855 | 4,409 | 4,191 | 169 |
| | F | 27,052 | 25,387 | 986 | 679 | 4,276 | 4,092 | 140 |
| Cheongju-si Sangdang-gu | S.T | 9,437 | 8,944 | 205 | 288 | 1,474 | 1,426 | 27 |
| | M | 4,884 | 4,608 | 104 | 172 | 761 | 735 | 13 |
| | F | 4,553 | 4,336 | 101 | 116 | 713 | 691 | 14 |
| Cheongju-si Heungdeok-gu | S.T | 19,746 | 18,273 | 1,022 | 451 | 3,268 | 3,073 | 172 |
| | M | 10,142 | 9,349 | 551 | 242 | 1,670 | 1,565 | 96 |
| | F | 9,604 | 8,924 | 471 | 209 | 1,598 | 1,508 | 76 |
| Chungju-si | S.T | 4,707 | 4,566 | 103 | 38 | 706 | 690 | 8 |
| | M | 2,411 | 2,320 | 66 | 25 | 344 | 333 | 5 |
| | F | 2,296 | 2,246 | 37 | 13 | 362 | 357 | 3 |
| Jecheon-si | S.T | 3,275 | 3,184 | 51 | 40 | 532 | 526 | 5 |
| | M | 1,636 | 1,583 | 27 | 26 | 258 | 254 | 3 |
| | F | 1,639 | 1,601 | 24 | 14 | 274 | 272 | 2 |
| Cheongwon-gun | S.T | 7,377 | 6,913 | 232 | 232 | 1,169 | 1,119 | 41 |
| | M | 3,781 | 3,534 | 123 | 124 | 593 | 562 | 25 |
| | F | 3,596 | 3,379 | 109 | 108 | 576 | 557 | 16 |
| Boeun-gun | S.T | 768 | 747 | 10 | 11 | 83 | 82 | 1 |
| | M | 407 | 395 | 6 | 6 | 36 | 36 | - |
| | F | 361 | 352 | 4 | 5 | 47 | 46 | 1 |
| Okcheon-gun | S.T | 1,572 | 1,466 | 80 | 26 | 204 | 196 | 8 |
| | M | 818 | 760 | 42 | 16 | 109 | 107 | 2 |
| | F | 754 | 706 | 38 | 10 | 95 | 89 | 6 |
| Yeongdong-gun | S.T | 895 | 827 | 42 | 26 | 128 | 122 | 5 |
| | M | 454 | 418 | 22 | 14 | 61 | 57 | 4 |
| | F | 441 | 409 | 20 | 12 | 67 | 65 | 1 |

aX X

Screenings for Infants and by District and Gender <Cont'd>

XX a
(Unit : Person)

| months) | qçij X9~12 months) | | | | i pçjl X18~24 months) | | | |
|------------------------------------|--------------------|--------------|------------|------------------------------------|-----------------------|--------------|------------|------------------------------------|
| Requires Detailed Assessment | Total | Good | Caution | Requires Detailed Assessment | Total | Good | Caution | Requires Detailed Assessment |
| 6 | 152 | 141 | 8 | 3 | 168 | 157 | 6 | 5 |
| 6 | 71 | 66 | 4 | 1 | 81 | 79 | 2 | – |
| – | 81 | 75 | 4 | 2 | 87 | 78 | 4 | 5 |
| 6 | 101 | 80 | 7 | 14 | 108 | 81 | 10 | 17 |
| 3 | 48 | 35 | 3 | 10 | 52 | 37 | 7 | 8 |
| 3 | 53 | 45 | 4 | 4 | 56 | 44 | 3 | 9 |
| 2 | 182 | 170 | 6 | 6 | 192 | 181 | 5 | 6 |
| 2 | 98 | 89 | 4 | 5 | 100 | 92 | 3 | 5 |
| – | 84 | 81 | 2 | 1 | 92 | 89 | 2 | 1 |
| – | 111 | 102 | 4 | 5 | 101 | 95 | 4 | 2 |
| – | 56 | 50 | 2 | 4 | 52 | 51 | 1 | – |
| – | 55 | 52 | 2 | 1 | 49 | 44 | 3 | 2 |
| – | 95 | 91 | 3 | 1 | 120 | 117 | 3 | – |
| – | 51 | 48 | 2 | 1 | 65 | 63 | 2 | – |
| – | 44 | 43 | 1 | – | 55 | 54 | 1 | – |
| 93 | 8,189 | 7,680 | 367 | 142 | 9,363 | 8,773 | 382 | 208 |
| 49 | 4,157 | 3,884 | 192 | 81 | 4,833 | 4,507 | 212 | 114 |
| 44 | 4,032 | 3,796 | 175 | 61 | 4,530 | 4,266 | 170 | 94 |
| 21 | 1,314 | 1,250 | 32 | 32 | 1,504 | 1,430 | 30 | 44 |
| 13 | 665 | 626 | 17 | 22 | 793 | 747 | 19 | 27 |
| 8 | 649 | 624 | 15 | 10 | 711 | 683 | 11 | 17 |
| 23 | 3,080 | 2,849 | 185 | 46 | 3,214 | 2,983 | 176 | 55 |
| 9 | 1,561 | 1,444 | 95 | 22 | 1,632 | 1,521 | 85 | 26 |
| 14 | 1,519 | 1,405 | 90 | 24 | 1,582 | 1,462 | 91 | 29 |
| 8 | 708 | 689 | 16 | 3 | 890 | 862 | 21 | 7 |
| 6 | 355 | 345 | 10 | – | 474 | 453 | 14 | 7 |
| 2 | 353 | 344 | 6 | 3 | 416 | 409 | 7 | – |
| 1 | 479 | 467 | 5 | 7 | 603 | 583 | 13 | 7 |
| 1 | 245 | 241 | 1 | 3 | 299 | 288 | 7 | 4 |
| – | 234 | 226 | 4 | 4 | 304 | 295 | 6 | 3 |
| 9 | 1,120 | 1,061 | 45 | 14 | 1,291 | 1,217 | 40 | 34 |
| 6 | 575 | 545 | 20 | 10 | 650 | 608 | 23 | 19 |
| 3 | 545 | 516 | 25 | 4 | 641 | 609 | 17 | 15 |
| – | 89 | 84 | 2 | 3 | 110 | 108 | 2 | – |
| – | 39 | 35 | 2 | 2 | 68 | 66 | 2 | – |
| – | 50 | 49 | – | 1 | 42 | 42 | – | – |
| – | 204 | 192 | 9 | 3 | 244 | 222 | 14 | 8 |
| – | 109 | 104 | 4 | 1 | 134 | 119 | 9 | 6 |
| – | 95 | 88 | 5 | 2 | 110 | 103 | 5 | 2 |
| 1 | 109 | 102 | 5 | 2 | 184 | 176 | 5 | 3 |
| – | 52 | 48 | 3 | 1 | 104 | 98 | 4 | 2 |
| 1 | 57 | 54 | 2 | 1 | 80 | 78 | 1 | 1 |

Note: Based on Resident Registration Address

Table IV-3

Statistics on Comprehensive Diagnoses Based on Health

| Division | | 30~36 (30~36 months) | | | | XXXXXXXXXX j l p X42~48 | | |
|-----------------------------|-----|----------------------|-------|---------|------------------------------|-------------------------|-------|---------|
| | | Total | Good | Caution | Requires Detailed Assessment | Total | Good | Caution |
| Hwacheon-gun | S.T | 140 | 125 | 5 | 10 | 138 | 132 | 2 |
| | M | 74 | 64 | 5 | 5 | 74 | 71 | 1 |
| | F | 66 | 61 | — | 5 | 64 | 61 | 1 |
| Yanggu-gun | S.T | 124 | 97 | 5 | 22 | 115 | 91 | 6 |
| | M | 56 | 46 | 3 | 7 | 60 | 46 | 3 |
| | F | 68 | 51 | 2 | 15 | 55 | 45 | 3 |
| Inje-gun | S.T | 166 | 140 | 7 | 19 | 124 | 99 | 5 |
| | M | 98 | 81 | 5 | 12 | 66 | 51 | 3 |
| | F | 68 | 59 | 2 | 7 | 58 | 48 | 2 |
| Goseong-gun | S.T | 94 | 89 | 4 | 1 | 88 | 83 | 4 |
| | M | 51 | 49 | 2 | — | 49 | 46 | 3 |
| | F | 43 | 40 | 2 | 1 | 39 | 37 | 1 |
| Yangyang-gun | S.T | 137 | 127 | 5 | 5 | 92 | 87 | 5 |
| | M | 68 | 64 | 2 | 2 | 45 | 42 | 3 |
| | F | 69 | 63 | 3 | 3 | 47 | 45 | 2 |
| Chungbuk | S.T | 8,722 | 8,135 | 341 | 246 | 7,810 | 7,263 | 266 |
| | M | 4,538 | 4,186 | 206 | 146 | 4,036 | 3,738 | 146 |
| | F | 4,184 | 3,949 | 135 | 100 | 3,774 | 3,525 | 120 |
| Cheongju-si Sangdang-gu | S.T | 1,415 | 1,343 | 32 | 40 | 1,356 | 1,277 | 29 |
| | M | 755 | 714 | 19 | 22 | 688 | 652 | 13 |
| | F | 660 | 629 | 13 | 18 | 668 | 625 | 16 |
| Cheongju-si Heungdeok-gu | S.T | 3,067 | 2,857 | 144 | 66 | 2,666 | 2,463 | 119 |
| | M | 1,602 | 1,479 | 86 | 37 | 1,377 | 1,265 | 61 |
| | F | 1,465 | 1,378 | 58 | 29 | 1,289 | 1,198 | 58 |
| Chungju-si | S.T | 719 | 695 | 21 | 3 | 649 | 628 | 12 |
| | M | 349 | 333 | 14 | 2 | 326 | 312 | 8 |
| | F | 370 | 362 | 7 | 1 | 323 | 316 | 4 |
| Jecheon-si | S.T | 521 | 510 | 6 | 5 | 489 | 471 | 11 |
| | M | 254 | 250 | 1 | 3 | 252 | 238 | 10 |
| | F | 267 | 260 | 5 | 2 | 237 | 233 | 1 |
| Cheongwon-gun | S.T | 1,143 | 1,075 | 32 | 36 | 1,050 | 986 | 19 |
| | M | 605 | 565 | 20 | 20 | 543 | 514 | 10 |
| | F | 538 | 510 | 12 | 16 | 507 | 472 | 9 |
| Boeun-gun | S.T | 143 | 141 | 1 | 1 | 123 | 116 | 3 |
| | M | 80 | 80 | — | — | 73 | 68 | 2 |
| | F | 63 | 61 | 1 | 1 | 50 | 48 | 1 |
| Okcheon-gun | S.T | 276 | 267 | 7 | 2 | 229 | 212 | 12 |
| | M | 142 | 137 | 4 | 1 | 122 | 113 | 6 |
| | F | 134 | 130 | 3 | 1 | 107 | 99 | 6 |
| Yeongdong-gun | S.T | 149 | 130 | 11 | 8 | 122 | 112 | 5 |
| | M | 82 | 69 | 6 | 7 | 68 | 63 | 3 |
| | F | 67 | 61 | 5 | 1 | 54 | 49 | 2 |

aX

X

Screenings for Infants and by District and Gender <Cont'd>

XX a
(Unit : Person)

| months) | m l n h (54~60 months) | | | | nnz oi X66~71 months) | | | |
|------------------------------------|------------------------|--------------|------------|------------------------------------|-----------------------|--------------|------------|------------------------------------|
| Requires Detailed Assessment | Total | Good | Caution | Requires Detailed Assessment | Total | Good | Caution | Requires Detailed Assessment |
| 4 | 108 | 98 | 3 | 7 | 77 | 71 | 3 | 3 |
| 2 | 51 | 45 | 2 | 4 | 45 | 43 | 1 | 1 |
| 2 | 57 | 53 | 1 | 3 | 32 | 28 | 2 | 2 |
| 18 | 87 | 64 | 1 | 22 | 100 | 72 | 8 | 20 |
| 11 | 40 | 29 | – | 11 | 51 | 34 | 5 | 12 |
| 7 | 47 | 35 | 1 | 11 | 49 | 38 | 3 | 8 |
| 20 | 121 | 98 | 5 | 18 | 94 | 78 | 2 | 14 |
| 12 | 68 | 56 | 3 | 9 | 42 | 36 | – | 6 |
| 8 | 53 | 42 | 2 | 9 | 52 | 42 | 2 | 8 |
| 1 | 85 | 79 | 5 | 1 | 89 | 87 | 1 | 1 |
| – | 49 | 45 | 4 | – | 51 | 50 | 1 | – |
| 1 | 36 | 34 | 1 | 1 | 38 | 37 | – | 1 |
| – | 92 | 86 | 4 | 2 | 70 | 67 | 1 | 2 |
| – | 46 | 44 | 1 | 1 | 35 | 32 | 1 | 2 |
| – | 46 | 42 | 3 | 1 | 35 | 35 | – | – |
| 281 | 7,123 | 6,527 | 283 | 313 | 5,749 | 5,281 | 217 | 251 |
| 152 | 3,679 | 3,356 | 150 | 173 | 2,937 | 2,693 | 104 | 140 |
| 129 | 3,444 | 3,171 | 133 | 140 | 2,812 | 2,588 | 113 | 111 |
| 50 | 1,265 | 1,172 | 35 | 58 | 1,109 | 1,046 | 20 | 43 |
| 23 | 651 | 596 | 16 | 39 | 571 | 538 | 7 | 26 |
| 27 | 614 | 576 | 19 | 19 | 538 | 508 | 13 | 17 |
| 84 | 2,406 | 2,188 | 117 | 101 | 2,045 | 1,860 | 109 | 76 |
| 51 | 1,252 | 1,133 | 66 | 53 | 1,048 | 942 | 62 | 44 |
| 33 | 1,154 | 1,055 | 51 | 48 | 997 | 918 | 47 | 32 |
| 9 | 596 | 573 | 19 | 4 | 439 | 429 | 6 | 4 |
| 6 | 324 | 309 | 14 | 1 | 239 | 235 | 1 | 3 |
| 3 | 272 | 264 | 5 | 3 | 200 | 194 | 5 | 1 |
| 7 | 402 | 387 | 6 | 9 | 249 | 240 | 5 | 4 |
| 4 | 201 | 190 | 3 | 8 | 127 | 122 | 2 | 3 |
| 3 | 201 | 197 | 3 | 1 | 122 | 118 | 3 | 1 |
| 45 | 925 | 841 | 31 | 53 | 679 | 614 | 24 | 41 |
| 19 | 490 | 445 | 15 | 30 | 325 | 295 | 10 | 20 |
| 26 | 435 | 396 | 16 | 23 | 354 | 319 | 14 | 21 |
| 4 | 103 | 101 | – | 2 | 117 | 115 | 1 | 1 |
| 3 | 53 | 53 | – | – | 58 | 57 | – | 1 |
| 1 | 50 | 48 | – | 2 | 59 | 58 | 1 | – |
| 5 | 222 | 202 | 17 | 3 | 193 | 175 | 13 | 5 |
| 3 | 114 | 100 | 12 | 2 | 88 | 80 | 5 | 3 |
| 2 | 108 | 102 | 5 | 1 | 105 | 95 | 8 | 2 |
| 5 | 120 | 108 | 7 | 5 | 83 | 77 | 4 | 2 |
| 2 | 52 | 49 | 2 | 1 | 35 | 34 | – | 1 |
| 3 | 68 | 59 | 5 | 4 | 48 | 43 | 4 | 1 |

Note: Based on Resident Registration Address

Table IV-3

Statistics on Comprehensive Diagnoses Based on Health

| Division | | (Total) | | | | l ¼ n X4~6 | | |
|--------------------------|-----|---------------|---------------|--------------|------------------------------|---------------|---------------|------------|
| | | Total | Good | Caution | Requires Detailed Assessment | Total | Good | Caution |
| Jeungpyeong-gun | S.T | 1,621 | 1,353 | 65 | 203 | 240 | 219 | 10 |
| | M | 834 | 700 | 33 | 101 | 120 | 112 | 3 |
| | F | 787 | 653 | 32 | 102 | 120 | 107 | 7 |
| Jincheon-gun | S.T | 2,305 | 1,984 | 243 | 78 | 349 | 324 | 21 |
| | M | 1,183 | 1,009 | 130 | 44 | 184 | 172 | 10 |
| | F | 1,122 | 975 | 113 | 34 | 165 | 152 | 11 |
| Goesan-gun | S.T | 576 | 535 | 13 | 28 | 74 | 70 | 2 |
| | M | 269 | 249 | 7 | 13 | 32 | 30 | 1 |
| | F | 307 | 286 | 6 | 15 | 42 | 40 | 1 |
| Eumseong-gun | S.T | 2,750 | 2,569 | 86 | 95 | 393 | 372 | 9 |
| | M | 1,451 | 1,332 | 57 | 62 | 209 | 196 | 7 |
| | F | 1,299 | 1,237 | 29 | 33 | 184 | 176 | 2 |
| Danyang-gun | S.T | 612 | 581 | 13 | 18 | 65 | 64 | - |
| | M | 319 | 298 | 11 | 10 | 32 | 32 | - |
| | F | 293 | 283 | 2 | 8 | 33 | 32 | - |
| Chungnam | S.T | 69,120 | 64,558 | 2,509 | 2,053 | 12,003 | 11,565 | 293 |
| | M | 35,853 | 33,282 | 1,380 | 1,191 | 6,236 | 6,007 | 152 |
| | F | 33,267 | 31,276 | 1,129 | 862 | 5,767 | 5,558 | 141 |
| Cheonan-si Dongnam-gu | S.T | 10,329 | 9,891 | 223 | 215 | 1,811 | 1,772 | 24 |
| | M | 5,368 | 5,108 | 130 | 130 | 931 | 906 | 15 |
| | F | 4,961 | 4,783 | 93 | 85 | 880 | 866 | 9 |
| Cheonan-si Seobuk-gu | S.T | 13,664 | 12,906 | 399 | 359 | 2,620 | 2,538 | 61 |
| | M | 7,112 | 6,675 | 224 | 213 | 1,350 | 1,314 | 27 |
| | F | 6,552 | 6,231 | 175 | 146 | 1,270 | 1,224 | 34 |
| Gongju-si | S.T | 3,208 | 3,040 | 111 | 57 | 462 | 443 | 12 |
| | M | 1,649 | 1,555 | 62 | 32 | 240 | 234 | 4 |
| | F | 1,559 | 1,485 | 49 | 25 | 222 | 209 | 8 |
| Boryeong-si | S.T | 2,706 | 2,325 | 296 | 85 | 436 | 405 | 26 |
| | M | 1,378 | 1,175 | 156 | 47 | 228 | 210 | 14 |
| | F | 1,328 | 1,150 | 140 | 38 | 208 | 195 | 12 |
| Asan-si | S.T | 13,240 | 12,517 | 409 | 314 | 2,532 | 2,458 | 41 |
| | M | 6,835 | 6,431 | 216 | 188 | 1,309 | 1,263 | 23 |
| | F | 6,405 | 6,086 | 193 | 126 | 1,223 | 1,195 | 18 |
| Seosan-si | S.T | 5,782 | 5,565 | 120 | 97 | 1,043 | 1,030 | 6 |
| | M | 2,979 | 2,855 | 64 | 60 | 527 | 521 | 2 |
| | F | 2,803 | 2,710 | 56 | 37 | 516 | 509 | 4 |
| Nonsan-si | S.T | 3,341 | 2,793 | 152 | 396 | 500 | 462 | 16 |
| | M | 1,752 | 1,450 | 92 | 210 | 264 | 245 | 9 |
| | F | 1,589 | 1,343 | 60 | 186 | 236 | 217 | 7 |
| Gyeryong-si | S.T | 1,895 | 1,730 | 128 | 37 | 269 | 259 | 7 |
| | M | 997 | 909 | 70 | 18 | 143 | 139 | 3 |
| | F | 898 | 821 | 58 | 19 | 126 | 120 | 4 |

aX X

Screenings for Infants and by District and Gender <Cont'd>

XX a
(Unit : Person)

| months) | qçij X9~12 months) | | | | i pçjl X18~24 months) | | | |
|------------------------------------|--------------------|---------------|------------|------------------------------------|-----------------------|---------------|------------|------------------------------------|
| Requires Detailed Assessment | Total | Good | Caution | Requires Detailed Assessment | Total | Good | Caution | Requires Detailed Assessment |
| 11 | 218 | 187 | 15 | 16 | 264 | 233 | 16 | 15 |
| 5 | 110 | 90 | 9 | 11 | 127 | 115 | 8 | 4 |
| 6 | 108 | 97 | 6 | 5 | 137 | 118 | 8 | 11 |
| 4 | 352 | 314 | 31 | 7 | 393 | 333 | 43 | 17 |
| 2 | 173 | 150 | 19 | 4 | 203 | 170 | 24 | 9 |
| 2 | 179 | 164 | 12 | 3 | 190 | 163 | 19 | 8 |
| 2 | 72 | 68 | 2 | 2 | 96 | 86 | 3 | 7 |
| 1 | 31 | 30 | – | 1 | 52 | 46 | 3 | 3 |
| 1 | 41 | 38 | 2 | 1 | 44 | 40 | – | 4 |
| 12 | 379 | 354 | 19 | 6 | 465 | 442 | 16 | 7 |
| 6 | 208 | 194 | 11 | 3 | 234 | 218 | 12 | 4 |
| 6 | 171 | 160 | 8 | 3 | 231 | 224 | 4 | 3 |
| 1 | 65 | 63 | 1 | 1 | 105 | 98 | 3 | 4 |
| – | 34 | 32 | 1 | 1 | 63 | 58 | 2 | 3 |
| 1 | 31 | 31 | – | – | 42 | 40 | 1 | 1 |
| 145 | 11,223 | 10,665 | 372 | 186 | 12,672 | 11,932 | 459 | 281 |
| 77 | 5,939 | 5,621 | 206 | 112 | 6,598 | 6,168 | 263 | 167 |
| 68 | 5,284 | 5,044 | 166 | 74 | 6,074 | 5,764 | 196 | 114 |
| 15 | 1,649 | 1,597 | 28 | 24 | 1,841 | 1,774 | 32 | 35 |
| 10 | 873 | 844 | 13 | 16 | 975 | 928 | 27 | 20 |
| 5 | 776 | 753 | 15 | 8 | 866 | 846 | 5 | 15 |
| 21 | 2,357 | 2,247 | 65 | 45 | 2,503 | 2,380 | 68 | 55 |
| 9 | 1,224 | 1,162 | 36 | 26 | 1,292 | 1,219 | 40 | 33 |
| 12 | 1,133 | 1,085 | 29 | 19 | 1,211 | 1,161 | 28 | 22 |
| 7 | 441 | 423 | 16 | 2 | 590 | 566 | 21 | 3 |
| 2 | 218 | 211 | 5 | 2 | 311 | 295 | 14 | 2 |
| 5 | 223 | 212 | 11 | – | 279 | 271 | 7 | 1 |
| 5 | 423 | 363 | 51 | 9 | 508 | 448 | 51 | 9 |
| 4 | 227 | 190 | 33 | 4 | 246 | 218 | 24 | 4 |
| 1 | 196 | 173 | 18 | 5 | 262 | 230 | 27 | 5 |
| 33 | 2,315 | 2,217 | 73 | 25 | 2,533 | 2,408 | 87 | 38 |
| 23 | 1,220 | 1,167 | 35 | 18 | 1,308 | 1,242 | 45 | 21 |
| 10 | 1,095 | 1,050 | 38 | 7 | 1,225 | 1,166 | 42 | 17 |
| 7 | 976 | 946 | 17 | 13 | 1,057 | 1,015 | 23 | 19 |
| 4 | 521 | 505 | 10 | 6 | 533 | 510 | 10 | 13 |
| 3 | 455 | 441 | 7 | 7 | 524 | 505 | 13 | 6 |
| 22 | 520 | 481 | 16 | 23 | 595 | 509 | 33 | 53 |
| 10 | 289 | 269 | 9 | 11 | 320 | 264 | 23 | 33 |
| 12 | 231 | 212 | 7 | 12 | 275 | 245 | 10 | 20 |
| 3 | 279 | 258 | 16 | 5 | 321 | 305 | 15 | 1 |
| 1 | 157 | 141 | 12 | 4 | 158 | 150 | 7 | 1 |
| 2 | 122 | 117 | 4 | 1 | 163 | 155 | 8 | – |

Note: Based on Resident Registration Address

Table IV-3

Statistics on Comprehensive Diagnoses Based on Health

| Division | | 30~36 (30~36 months) | | | | XXXXXXXXXX j l p X42~48 | | |
|--------------------------|-----|----------------------|--------|---------|------------------------------|-------------------------|-------|---------|
| | | Total | Good | Caution | Requires Detailed Assessment | Total | Good | Caution |
| Jeungpyeong-gun | S.T | 254 | 200 | 13 | 41 | 235 | 193 | 7 |
| | M | 133 | 100 | 9 | 24 | 124 | 109 | - |
| | F | 121 | 100 | 4 | 17 | 111 | 84 | 7 |
| Jincheon-gun | S.T | 388 | 313 | 57 | 18 | 325 | 281 | 33 |
| | M | 185 | 141 | 32 | 12 | 189 | 162 | 21 |
| | F | 203 | 172 | 25 | 6 | 136 | 119 | 12 |
| Goesan-gun | S.T | 88 | 83 | 1 | 4 | 82 | 78 | 2 |
| | M | 44 | 41 | 1 | 2 | 37 | 35 | 1 |
| | F | 44 | 42 | - | 2 | 45 | 43 | 1 |
| Eumseong-gun | S.T | 456 | 427 | 12 | 17 | 380 | 346 | 13 |
| | M | 247 | 225 | 10 | 12 | 190 | 163 | 10 |
| | F | 209 | 202 | 2 | 5 | 190 | 183 | 3 |
| Danyang-gun | S.T | 103 | 94 | 4 | 5 | 104 | 100 | 1 |
| | M | 60 | 52 | 4 | 4 | 47 | 44 | 1 |
| | F | 43 | 42 | - | 1 | 57 | 56 | - |
| Chungnam | S.T | 11,100 | 10,330 | 431 | 339 | 9,124 | 8,356 | 392 |
| | M | 5,762 | 5,310 | 246 | 206 | 4,687 | 4,262 | 205 |
| | F | 5,338 | 5,020 | 185 | 133 | 4,437 | 4,094 | 187 |
| Cheonan-si Dongnam-gu | S.T | 1,746 | 1,659 | 43 | 44 | 1,458 | 1,380 | 41 |
| | M | 930 | 879 | 26 | 25 | 743 | 697 | 22 |
| | F | 816 | 780 | 17 | 19 | 715 | 683 | 19 |
| Cheonan-si Seobuk-gu | S.T | 2,253 | 2,120 | 71 | 62 | 1,673 | 1,552 | 59 |
| | M | 1,195 | 1,117 | 40 | 38 | 862 | 792 | 32 |
| | F | 1,058 | 1,003 | 31 | 24 | 811 | 760 | 27 |
| Gongju-si | S.T | 501 | 470 | 19 | 12 | 449 | 425 | 13 |
| | M | 271 | 249 | 15 | 7 | 215 | 200 | 6 |
| | F | 230 | 221 | 4 | 5 | 234 | 225 | 7 |
| Boryeong-si | S.T | 434 | 376 | 46 | 12 | 373 | 312 | 50 |
| | M | 224 | 190 | 27 | 7 | 186 | 156 | 23 |
| | F | 210 | 186 | 19 | 5 | 187 | 156 | 27 |
| Asan-si | S.T | 2,117 | 1,990 | 79 | 48 | 1,631 | 1,504 | 58 |
| | M | 1,060 | 987 | 42 | 31 | 854 | 781 | 34 |
| | F | 1,057 | 1,003 | 37 | 17 | 777 | 723 | 24 |
| Seosan-si | S.T | 845 | 805 | 26 | 14 | 771 | 732 | 22 |
| | M | 450 | 422 | 17 | 11 | 411 | 390 | 11 |
| | F | 395 | 383 | 9 | 3 | 360 | 342 | 11 |
| Nonsan-si | S.T | 493 | 405 | 32 | 56 | 444 | 355 | 20 |
| | M | 245 | 198 | 15 | 32 | 207 | 164 | 14 |
| | F | 248 | 207 | 17 | 24 | 237 | 191 | 6 |
| Gyeryong-si | S.T | 342 | 313 | 22 | 7 | 254 | 212 | 33 |
| | M | 196 | 182 | 11 | 3 | 130 | 109 | 17 |
| | F | 146 | 131 | 11 | 4 | 124 | 103 | 16 |

aX

X

Screenings for Infants and by District and Gender <Cont'd>

XX a
(Unit : Person)

| months) | ml 2 nh (54~60 months) | | | | nn2 oi X66~71 months) | | | |
|------------------------------------|------------------------|--------------|------------|------------------------------------|-----------------------|--------------|------------|------------------------------------|
| Requires Detailed Assessment | Total | Good | Caution | Requires Detailed Assessment | Total | Good | Caution | Requires Detailed Assessment |
| 35 | 222 | 180 | 2 | 40 | 188 | 141 | 2 | 45 |
| 15 | 115 | 94 | 2 | 19 | 105 | 80 | 2 | 23 |
| 20 | 107 | 86 | — | 21 | 83 | 61 | — | 22 |
| 11 | 311 | 263 | 34 | 14 | 187 | 156 | 24 | 7 |
| 6 | 150 | 128 | 14 | 8 | 99 | 86 | 10 | 3 |
| 5 | 161 | 135 | 20 | 6 | 88 | 70 | 14 | 4 |
| 2 | 89 | 80 | 1 | 8 | 75 | 70 | 2 | 3 |
| 1 | 33 | 30 | — | 3 | 40 | 37 | 1 | 2 |
| 1 | 56 | 50 | 1 | 5 | 35 | 33 | 1 | 1 |
| 21 | 364 | 339 | 11 | 14 | 313 | 289 | 6 | 18 |
| 17 | 196 | 183 | 4 | 9 | 167 | 153 | 3 | 11 |
| 4 | 168 | 156 | 7 | 5 | 146 | 136 | 3 | 7 |
| 3 | 98 | 93 | 3 | 2 | 72 | 69 | 1 | 2 |
| 2 | 48 | 46 | 2 | — | 35 | 34 | 1 | — |
| 1 | 50 | 47 | 1 | 2 | 37 | 35 | — | 2 |
| 376 | 7,408 | 6,673 | 322 | 413 | 5,590 | 5,037 | 240 | 313 |
| 220 | 3,775 | 3,361 | 184 | 230 | 2,856 | 2,553 | 124 | 179 |
| 156 | 3,633 | 3,312 | 138 | 183 | 2,734 | 2,484 | 116 | 134 |
| 37 | 1,060 | 991 | 32 | 37 | 764 | 718 | 23 | 23 |
| 24 | 533 | 498 | 15 | 20 | 383 | 356 | 12 | 15 |
| 13 | 527 | 493 | 17 | 17 | 381 | 362 | 11 | 8 |
| 62 | 1,343 | 1,232 | 46 | 65 | 915 | 837 | 29 | 49 |
| 38 | 695 | 626 | 29 | 40 | 494 | 445 | 20 | 29 |
| 24 | 648 | 606 | 17 | 25 | 421 | 392 | 9 | 20 |
| 11 | 413 | 389 | 20 | 4 | 352 | 324 | 10 | 18 |
| 9 | 219 | 205 | 13 | 1 | 175 | 161 | 5 | 9 |
| 2 | 194 | 184 | 7 | 3 | 177 | 163 | 5 | 9 |
| 11 | 304 | 244 | 37 | 23 | 228 | 177 | 35 | 16 |
| 7 | 149 | 119 | 20 | 10 | 118 | 92 | 15 | 11 |
| 4 | 155 | 125 | 17 | 13 | 110 | 85 | 20 | 5 |
| 69 | 1,162 | 1,060 | 48 | 54 | 950 | 880 | 23 | 47 |
| 39 | 582 | 523 | 28 | 31 | 502 | 468 | 9 | 25 |
| 30 | 580 | 537 | 20 | 23 | 448 | 412 | 14 | 22 |
| 17 | 643 | 616 | 17 | 10 | 447 | 421 | 9 | 17 |
| 10 | 334 | 316 | 11 | 7 | 203 | 191 | 3 | 9 |
| 7 | 309 | 300 | 6 | 3 | 244 | 230 | 6 | 8 |
| 69 | 422 | 302 | 20 | 100 | 367 | 279 | 15 | 73 |
| 29 | 228 | 160 | 11 | 57 | 199 | 150 | 11 | 38 |
| 40 | 194 | 142 | 9 | 43 | 168 | 129 | 4 | 35 |
| 9 | 237 | 207 | 21 | 9 | 193 | 176 | 14 | 3 |
| 4 | 113 | 97 | 12 | 4 | 100 | 91 | 8 | 1 |
| 5 | 124 | 110 | 9 | 5 | 93 | 85 | 6 | 2 |

Note: Based on Resident Registration Address

Table IV-3

Statistics on Comprehensive Diagnoses Based on Health

| Division | | (Total) | | | | l ç n X4~6 | | |
|-------------------------|-----|---------------|---------------|--------------|------------------------------|--------------|--------------|------------|
| | | Total | Good | Caution | Requires Detailed Assessment | Total | Good | Caution |
| Dangjin-si | S.T | 5,125 | 4,644 | 292 | 189 | 894 | 835 | 45 |
| | M | 2,724 | 2,450 | 162 | 112 | 484 | 458 | 21 |
| | F | 2,401 | 2,194 | 130 | 77 | 410 | 377 | 24 |
| Geumsan-gun | S.T | 1,334 | 1,302 | 19 | 13 | 162 | 158 | 3 |
| | M | 676 | 655 | 10 | 11 | 83 | 80 | 2 |
| | F | 658 | 647 | 9 | 2 | 79 | 78 | 1 |
| Buyeo-gun | S.T | 1,269 | 1,168 | 63 | 38 | 176 | 170 | 5 |
| | M | 657 | 592 | 39 | 26 | 98 | 95 | 3 |
| | F | 612 | 576 | 24 | 12 | 78 | 75 | 2 |
| Seocheon-gun | S.T | 1,120 | 1,023 | 34 | 63 | 159 | 153 | 3 |
| | M | 580 | 523 | 16 | 41 | 81 | 78 | 1 |
| | F | 540 | 500 | 18 | 22 | 78 | 75 | 2 |
| Cheongyang-gun | S.T | 549 | 520 | 19 | 10 | 79 | 76 | 3 |
| | M | 272 | 255 | 9 | 8 | 46 | 44 | 2 |
| | F | 277 | 265 | 10 | 2 | 33 | 32 | 1 |
| Hongseong-gun | S.T | 2,314 | 2,091 | 155 | 68 | 329 | 294 | 32 |
| | M | 1,200 | 1,082 | 81 | 37 | 191 | 171 | 20 |
| | F | 1,114 | 1,009 | 74 | 31 | 138 | 123 | 12 |
| Yesan-gun | S.T | 1,791 | 1,651 | 55 | 85 | 312 | 296 | 7 |
| | M | 920 | 844 | 33 | 43 | 157 | 147 | 5 |
| | F | 871 | 807 | 22 | 42 | 155 | 149 | 2 |
| Taeon-gun | S.T | 1,453 | 1,392 | 34 | 27 | 219 | 216 | 2 |
| | M | 754 | 723 | 16 | 15 | 104 | 102 | 1 |
| | F | 699 | 669 | 18 | 12 | 115 | 114 | 1 |
| Jeonbuk | S.T | 59,185 | 55,242 | 2,754 | 1,189 | 9,565 | 9,156 | 332 |
| | M | 30,486 | 28,310 | 1,485 | 691 | 4,955 | 4,738 | 180 |
| | F | 28,699 | 26,932 | 1,269 | 498 | 4,610 | 4,418 | 152 |
| Jeonju-si Wansan-gu | S.T | 12,125 | 11,380 | 534 | 211 | 1,921 | 1,834 | 77 |
| | M | 6,195 | 5,796 | 280 | 119 | 986 | 937 | 45 |
| | F | 5,930 | 5,584 | 254 | 92 | 935 | 897 | 32 |
| Jeonju-si Deokjin-gu | S.T | 10,949 | 10,455 | 233 | 261 | 1,857 | 1,791 | 36 |
| | M | 5,701 | 5,428 | 131 | 142 | 973 | 938 | 18 |
| | F | 5,248 | 5,027 | 102 | 119 | 884 | 853 | 18 |
| Gunsan-si | S.T | 9,380 | 8,855 | 392 | 133 | 1,686 | 1,646 | 37 |
| | M | 4,835 | 4,539 | 201 | 95 | 866 | 842 | 22 |
| | F | 4,545 | 4,316 | 191 | 38 | 820 | 804 | 15 |
| Iksan-si | S.T | 8,805 | 8,348 | 289 | 168 | 1,400 | 1,361 | 27 |
| | M | 4,491 | 4,220 | 176 | 95 | 732 | 710 | 14 |
| | F | 4,314 | 4,128 | 113 | 73 | 668 | 651 | 13 |
| Jeongeup-si | S.T | 3,506 | 3,314 | 139 | 53 | 552 | 537 | 13 |
| | M | 1,803 | 1,690 | 79 | 34 | 285 | 279 | 5 |
| | F | 1,703 | 1,624 | 60 | 19 | 267 | 258 | 8 |

aX

X

Screenings for Infants and by District and Gender <Cont'd>

XX a
(Unit : Person)

| months) | qçij X9~12 months) | | | | i pçjl X18~24 months) | | | |
|------------------------------------|--------------------|--------------|------------|------------------------------------|-----------------------|--------------|------------|------------------------------------|
| Requires Detailed Assessment | Total | Good | Caution | Requires Detailed Assessment | Total | Good | Caution | Requires Detailed Assessment |
| 14 | 924 | 863 | 45 | 16 | 981 | 898 | 57 | 26 |
| 5 | 484 | 450 | 24 | 10 | 532 | 487 | 29 | 16 |
| 9 | 440 | 413 | 21 | 6 | 449 | 411 | 28 | 10 |
| 1 | 168 | 160 | 7 | 1 | 256 | 253 | 1 | 2 |
| 1 | 86 | 82 | 4 | – | 134 | 132 | – | 2 |
| – | 82 | 78 | 3 | 1 | 122 | 121 | 1 | – |
| 1 | 133 | 125 | 6 | 2 | 219 | 199 | 14 | 6 |
| – | 67 | 63 | 2 | 2 | 117 | 102 | 10 | 5 |
| 1 | 66 | 62 | 4 | – | 102 | 97 | 4 | 1 |
| 3 | 153 | 149 | – | 4 | 188 | 174 | 7 | 7 |
| 2 | 80 | 77 | – | 3 | 99 | 93 | 3 | 3 |
| 1 | 73 | 72 | – | 1 | 89 | 81 | 4 | 4 |
| – | 70 | 65 | 3 | 2 | 118 | 114 | 3 | 1 |
| – | 39 | 36 | 1 | 2 | 53 | 49 | 3 | 1 |
| – | 31 | 29 | 2 | – | 65 | 65 | – | – |
| 3 | 308 | 285 | 18 | 5 | 402 | 367 | 28 | 7 |
| – | 187 | 170 | 14 | 3 | 222 | 201 | 14 | 7 |
| 3 | 121 | 115 | 4 | 2 | 180 | 166 | 14 | – |
| 9 | 279 | 265 | 7 | 7 | 333 | 310 | 8 | 15 |
| 5 | 141 | 132 | 6 | 3 | 181 | 170 | 6 | 5 |
| 4 | 138 | 133 | 1 | 4 | 152 | 140 | 2 | 10 |
| 1 | 228 | 221 | 4 | 3 | 227 | 212 | 11 | 4 |
| 1 | 126 | 122 | 2 | 2 | 117 | 108 | 8 | 1 |
| – | 102 | 99 | 2 | 1 | 110 | 104 | 3 | 3 |
| 77 | 8,778 | 8,272 | 397 | 109 | 10,387 | 9,735 | 514 | 138 |
| 37 | 4,471 | 4,210 | 206 | 55 | 5,391 | 5,009 | 295 | 87 |
| 40 | 4,307 | 4,062 | 191 | 54 | 4,996 | 4,726 | 219 | 51 |
| 10 | 1,838 | 1,734 | 84 | 20 | 2,031 | 1,904 | 99 | 28 |
| 4 | 918 | 861 | 44 | 13 | 1,046 | 979 | 52 | 15 |
| 6 | 920 | 873 | 40 | 7 | 985 | 925 | 47 | 13 |
| 30 | 1,664 | 1,592 | 38 | 34 | 1,861 | 1,790 | 44 | 27 |
| 17 | 866 | 833 | 21 | 12 | 966 | 924 | 27 | 15 |
| 13 | 798 | 759 | 17 | 22 | 895 | 866 | 17 | 12 |
| 3 | 1,551 | 1,481 | 54 | 16 | 1,708 | 1,627 | 66 | 15 |
| 2 | 799 | 768 | 20 | 11 | 866 | 820 | 37 | 9 |
| 1 | 752 | 713 | 34 | 5 | 842 | 807 | 29 | 6 |
| 12 | 1,235 | 1,177 | 46 | 12 | 1,606 | 1,518 | 71 | 17 |
| 8 | 610 | 577 | 28 | 5 | 821 | 770 | 40 | 11 |
| 4 | 625 | 600 | 18 | 7 | 785 | 748 | 31 | 6 |
| 2 | 481 | 454 | 21 | 6 | 591 | 556 | 27 | 8 |
| 1 | 246 | 232 | 10 | 4 | 301 | 280 | 16 | 5 |
| 1 | 235 | 222 | 11 | 2 | 290 | 276 | 11 | 3 |

Note: Based on Resident Registration Address

제 IV-3 표

Table IV-3

Ü Ü

Statistics on Comprehensive Diagnoses Based on Health

| | | Total | Good | Caution | Requires Detailed Assessment | Total | Good | Caution |
|----------------|-----|-------|-------|---------|------------------------------------|-------|-------|---------|
| Dangjin-si | S.T | 760 | 688 | 43 | 29 | 679 | 606 | 41 |
| | M | 397 | 351 | 28 | 18 | 371 | 328 | 20 |
| | F | 363 | 337 | 15 | 11 | 308 | 278 | 21 |
| Geumsan-gun | S.T | 238 | 237 | - | 1 | 208 | 199 | 5 |
| | M | 117 | 117 | - | - | 106 | 100 | 2 |
| | F | 121 | 120 | - | 1 | 102 | 99 | 3 |
| Buyeo-gun | S.T | 203 | 186 | 7 | 10 | 201 | 180 | 12 |
| | M | 103 | 89 | 7 | 7 | 104 | 93 | 6 |
| | F | 100 | 97 | - | 3 | 97 | 87 | 6 |
| Seocheon-gun | S.T | 175 | 158 | 7 | 10 | 157 | 126 | 8 |
| | M | 87 | 75 | 5 | 7 | 79 | 60 | 4 |
| | F | 88 | 83 | 2 | 3 | 78 | 66 | 4 |
| Cheongyang-gun | S.T | 89 | 83 | 2 | 4 | 74 | 70 | 2 |
| | M | 41 | 38 | - | 3 | 40 | 38 | - |
| | F | 48 | 45 | 2 | 1 | 34 | 32 | 2 |
| Hongseong-gun | S.T | 392 | 362 | 17 | 13 | 337 | 311 | 17 |
| | M | 195 | 180 | 7 | 8 | 148 | 136 | 7 |
| | F | 197 | 182 | 10 | 5 | 189 | 175 | 10 |
| Yesan-gun | S.T | 275 | 251 | 10 | 14 | 214 | 199 | 8 |
| | M | 135 | 122 | 5 | 8 | 122 | 114 | 5 |
| | F | 140 | 129 | 5 | 6 | 92 | 85 | 3 |
| Taeon-gun | S.T | 237 | 227 | 7 | 3 | 201 | 193 | 3 |
| | M | 116 | 114 | 1 | 1 | 109 | 104 | 2 |
| | F | 121 | 113 | 6 | 2 | 92 | 89 | 1 |
| Jeonbuk | S.T | 9,025 | 8,361 | 472 | 192 | 8,020 | 7,425 | 371 |
| | M | 4,661 | 4,285 | 252 | 124 | 4,137 | 3,798 | 200 |
| | F | 4,364 | 4,076 | 220 | 68 | | | |

Screenings for Infants and by District and Gender <Cont'd>

XX a
(Unit : Person)

| months) | m l n h (54~60 months) | | | | nnz oi X66~71 months) | | | |
|------------------------------------|------------------------|--------------|------------|------------------------------------|-----------------------|--------------|------------|------------------------------------|
| Requires Detailed Assessment | Total | Good | Caution | Requires Detailed Assessment | Total | Good | Caution | Requires Detailed Assessment |
| 32 | 567 | 482 | 37 | 48 | 320 | 272 | 24 | 24 |
| 23 | 291 | 240 | 26 | 25 | 165 | 136 | 14 | 15 |
| 9 | 276 | 242 | 11 | 23 | 155 | 136 | 10 | 9 |
| 4 | 175 | 173 | – | 2 | 127 | 122 | 3 | 2 |
| 4 | 84 | 82 | – | 2 | 66 | 62 | 2 | 2 |
| – | 91 | 91 | – | – | 61 | 60 | 1 | – |
| 9 | 184 | 169 | 10 | 5 | 153 | 139 | 9 | 5 |
| 5 | 92 | 81 | 7 | 4 | 76 | 69 | 4 | 3 |
| 4 | 92 | 88 | 3 | 1 | 77 | 70 | 5 | 2 |
| 23 | 148 | 136 | 2 | 10 | 140 | 127 | 7 | 6 |
| 15 | 80 | 73 | – | 7 | 74 | 67 | 3 | 4 |
| 8 | 68 | 63 | 2 | 3 | 66 | 60 | 4 | 2 |
| 2 | 71 | 66 | 4 | 1 | 48 | 46 | 2 | – |
| 2 | 33 | 31 | 2 | – | 20 | 19 | 1 | – |
| – | 38 | 35 | 2 | 1 | 28 | 27 | 1 | – |
| 9 | 298 | 261 | 16 | 21 | 248 | 211 | 27 | 10 |
| 5 | 141 | 127 | 5 | 9 | 116 | 97 | 14 | 5 |
| 4 | 157 | 134 | 11 | 12 | 132 | 114 | 13 | 5 |
| 7 | 195 | 172 | 6 | 17 | 183 | 158 | 9 | 16 |
| 3 | 98 | 86 | 3 | 9 | 86 | 73 | 3 | 10 |
| 4 | 97 | 86 | 3 | 8 | 97 | 85 | 6 | 6 |
| 5 | 186 | 173 | 6 | 7 | 155 | 150 | 1 | 4 |
| 3 | 103 | 97 | 2 | 4 | 79 | 76 | – | 3 |
| 2 | 83 | 76 | 4 | 3 | 76 | 74 | 1 | 1 |
| 224 | 7,587 | 6,942 | 383 | 262 | 5,823 | 5,351 | 285 | 187 |
| 139 | 3,905 | 3,561 | 199 | 145 | 2,966 | 2,709 | 153 | 104 |
| 85 | 3,682 | 3,381 | 184 | 117 | 2,857 | 2,642 | 132 | 83 |
| 31 | 1,633 | 1,511 | 70 | 52 | 1,240 | 1,162 | 45 | 33 |
| 21 | 842 | 783 | 36 | 23 | 622 | 583 | 24 | 15 |
| 10 | 791 | 728 | 34 | 29 | 618 | 579 | 21 | 18 |
| 47 | 1,366 | 1,296 | 23 | 47 | 1,049 | 988 | 24 | 37 |
| 26 | 730 | 697 | 11 | 22 | 563 | 521 | 15 | 27 |
| 21 | 636 | 599 | 12 | 25 | 486 | 467 | 9 | 10 |
| 32 | 1,087 | 996 | 62 | 29 | 712 | 647 | 41 | 24 |
| 26 | 555 | 497 | 36 | 22 | 367 | 329 | 21 | 17 |
| 6 | 532 | 499 | 26 | 7 | 345 | 318 | 20 | 7 |
| 33 | 1,145 | 1,065 | 43 | 37 | 855 | 796 | 28 | 31 |
| 18 | 581 | 535 | 24 | 22 | 429 | 392 | 20 | 17 |
| 15 | 564 | 530 | 19 | 15 | 426 | 404 | 8 | 14 |
| 8 | 472 | 438 | 22 | 12 | 426 | 401 | 14 | 11 |
| 5 | 243 | 222 | 13 | 8 | 220 | 205 | 8 | 7 |
| 3 | 229 | 216 | 9 | 4 | 206 | 196 | 6 | 4 |

Note: Based on Resident Registration Address

Table IV-3

Statistics on Comprehensive Diagnoses Based on Health

| Division | | (Total) | | | | l ç n X4~6 | | |
|--------------|-----|---------------|---------------|--------------|------------------------------|--------------|--------------|------------|
| | | Total | Good | Caution | Requires Detailed Assessment | Total | Good | Caution |
| Namwon-si | S.T | 2,310 | 2,145 | 136 | 29 | 295 | 274 | 17 |
| | M | 1,197 | 1,096 | 81 | 20 | 157 | 148 | 8 |
| | F | 1,113 | 1,049 | 55 | 9 | 138 | 126 | 9 |
| Gimje-si | S.T | 2,696 | 2,603 | 47 | 46 | 413 | 402 | 7 |
| | M | 1,389 | 1,335 | 31 | 23 | 207 | 203 | 4 |
| | F | 1,307 | 1,268 | 16 | 23 | 206 | 199 | 3 |
| Wanju-gun | S.T | 3,394 | 3,250 | 70 | 74 | 596 | 585 | 9 |
| | M | 1,775 | 1,688 | 40 | 47 | 303 | 296 | 5 |
| | F | 1,619 | 1,562 | 30 | 27 | 293 | 289 | 4 |
| Jinan-gun | S.T | 754 | 672 | 21 | 61 | 122 | 115 | 4 |
| | M | 393 | 350 | 11 | 32 | 55 | 51 | 3 |
| | F | 361 | 322 | 10 | 29 | 67 | 64 | 1 |
| Muju-gun | S.T | 491 | 435 | 21 | 35 | 81 | 78 | 1 |
| | M | 244 | 212 | 13 | 19 | 46 | 46 | - |
| | F | 247 | 223 | 8 | 16 | 35 | 32 | 1 |
| Jangsu-gun | S.T | 579 | 567 | 9 | 3 | 61 | 58 | 3 |
| | M | 290 | 280 | 7 | 3 | 34 | 32 | 2 |
| | F | 289 | 287 | 2 | - | 27 | 26 | 1 |
| Imsil-gun | S.T | 671 | 647 | 12 | 12 | 99 | 93 | 4 |
| | M | 345 | 332 | 7 | 6 | 54 | 51 | 3 |
| | F | 326 | 315 | 5 | 6 | 45 | 42 | 1 |
| Sunchang-gun | S.T | 802 | 780 | 17 | 5 | 89 | 89 | - |
| | M | 408 | 397 | 9 | 2 | 45 | 45 | - |
| | F | 394 | 383 | 8 | 3 | 44 | 44 | - |
| Gochang-gun | S.T | 1,168 | 1,028 | 65 | 75 | 137 | 134 | 1 |
| | M | 615 | 543 | 32 | 40 | 79 | 78 | - |
| | F | 553 | 485 | 33 | 35 | 58 | 56 | 1 |
| Buan-gun | S.T | 1,555 | 763 | 769 | 23 | 256 | 159 | 96 |
| | M | 805 | 404 | 387 | 14 | 133 | 82 | 51 |
| | F | 750 | 359 | 382 | 9 | 123 | 77 | 45 |
| Jeonnam | S.T | 58,926 | 54,738 | 2,722 | 1,466 | 8,566 | 8,182 | 276 |
| | M | 30,140 | 27,887 | 1,452 | 801 | 4,275 | 4,086 | 139 |
| | F | 28,786 | 26,851 | 1,270 | 665 | 4,291 | 4,096 | 137 |
| Mokpo-si | S.T | 9,488 | 9,138 | 268 | 82 | 1,452 | 1,422 | 25 |
| | M | 4,932 | 4,747 | 136 | 49 | 709 | 696 | 10 |
| | F | 4,556 | 4,391 | 132 | 33 | 743 | 726 | 15 |
| Yeosu-si | S.T | 8,868 | 7,432 | 774 | 662 | 1,449 | 1,284 | 93 |
| | M | 4,391 | 3,638 | 399 | 354 | 684 | 615 | 39 |
| | F | 4,477 | 3,794 | 375 | 308 | 765 | 669 | 54 |
| Suncheon-si | S.T | 9,097 | 8,389 | 495 | 213 | 1,432 | 1,350 | 69 |
| | M | 4,688 | 4,314 | 264 | 110 | 713 | 670 | 38 |
| | F | 4,409 | 4,075 | 231 | 103 | 719 | 680 | 31 |

aX X

Screenings for Infants and by District and Gender <Cont'd>

XX a
(Unit : Person)

| months) | qçij X9~12 months) | | | | i pçjl X18~24 months) | | | |
|------------------------------------|--------------------|--------------|------------|------------------------------------|-----------------------|--------------|------------|------------------------------------|
| Requires Detailed Assessment | Total | Good | Caution | Requires Detailed Assessment | Total | Good | Caution | Requires Detailed Assessment |
| 4 | 303 | 281 | 21 | 1 | 456 | 428 | 26 | 2 |
| 1 | 143 | 129 | 13 | 1 | 235 | 214 | 19 | 2 |
| 3 | 160 | 152 | 8 | – | 221 | 214 | 7 | – |
| 4 | 393 | 375 | 11 | 7 | 454 | 437 | 11 | 6 |
| – | 191 | 180 | 7 | 4 | 237 | 225 | 7 | 5 |
| 4 | 202 | 195 | 4 | 3 | 217 | 212 | 4 | 1 |
| 2 | 530 | 517 | 8 | 5 | 615 | 587 | 18 | 10 |
| 2 | 285 | 276 | 7 | 2 | 349 | 332 | 11 | 6 |
| – | 245 | 241 | 1 | 3 | 266 | 255 | 7 | 4 |
| 3 | 120 | 112 | 3 | 5 | 148 | 138 | 1 | 9 |
| 1 | 68 | 65 | 1 | 2 | 88 | 81 | 1 | 6 |
| 2 | 52 | 47 | 2 | 3 | 60 | 57 | – | 3 |
| 2 | 77 | 71 | 4 | 2 | 83 | 76 | 4 | 3 |
| – | 49 | 46 | 2 | 1 | 46 | 42 | 2 | 2 |
| 2 | 28 | 25 | 2 | 1 | 37 | 34 | 2 | 1 |
| – | 65 | 64 | 1 | – | 98 | 94 | 3 | 1 |
| – | 37 | 36 | 1 | – | 51 | 48 | 2 | 1 |
| – | 28 | 28 | – | – | 47 | 46 | 1 | – |
| 2 | 93 | 89 | 4 | – | 117 | 116 | – | 1 |
| – | 53 | 51 | 2 | – | 58 | 57 | – | 1 |
| 2 | 40 | 38 | 2 | – | 59 | 59 | – | – |
| – | 77 | 73 | 4 | – | 131 | 128 | 3 | – |
| – | 35 | 34 | 1 | – | 67 | 66 | 1 | – |
| – | 42 | 39 | 3 | – | 64 | 62 | 2 | – |
| 2 | 136 | 132 | 4 | – | 197 | 186 | 6 | 5 |
| 1 | 65 | 63 | 2 | – | 104 | 96 | 4 | 4 |
| 1 | 71 | 69 | 2 | – | 93 | 90 | 2 | 1 |
| 1 | 215 | 120 | 94 | 1 | 291 | 150 | 135 | 6 |
| – | 106 | 59 | 47 | – | 156 | 75 | 76 | 5 |
| 1 | 109 | 61 | 47 | 1 | 135 | 75 | 59 | 1 |
| 108 | 8,109 | 7,667 | 331 | 111 | 9,946 | 9,276 | 464 | 206 |
| 50 | 4,115 | 3,867 | 191 | 57 | 5,094 | 4,741 | 247 | 106 |
| 58 | 3,994 | 3,800 | 140 | 54 | 4,852 | 4,535 | 217 | 100 |
| 5 | 1,271 | 1,232 | 34 | 5 | 1,572 | 1,523 | 36 | 13 |
| 3 | 624 | 597 | 24 | 3 | 850 | 830 | 14 | 6 |
| 2 | 647 | 635 | 10 | 2 | 722 | 693 | 22 | 7 |
| 72 | 1,307 | 1,154 | 98 | 55 | 1,555 | 1,281 | 173 | 101 |
| 30 | 647 | 563 | 55 | 29 | 784 | 634 | 99 | 51 |
| 42 | 660 | 591 | 43 | 26 | 771 | 647 | 74 | 50 |
| 13 | 1,354 | 1,265 | 72 | 17 | 1,555 | 1,451 | 76 | 28 |
| 5 | 711 | 664 | 41 | 6 | 805 | 751 | 39 | 15 |
| 8 | 643 | 601 | 31 | 11 | 750 | 700 | 37 | 13 |

Note: Based on Resident Registration Address

Table IV-3

Statistics on Comprehensive Diagnoses Based on Health

| Division | | 30~36 (30~36 months) | | | | XXXXXXXXX j l p X42~48 | | |
|--------------|-----|----------------------|-------|---------|------------------------------|------------------------|-------|---------|
| | | Total | Good | Caution | Requires Detailed Assessment | Total | Good | Caution |
| Namwon-si | S.T | 339 | 312 | 23 | 4 | 333 | 308 | 22 |
| | M | 187 | 169 | 15 | 3 | 175 | 161 | 11 |
| | F | 152 | 143 | 8 | 1 | 158 | 147 | 11 |
| Gimje-si | S.T | 414 | 400 | 4 | 10 | 341 | 329 | 5 |
| | M | 223 | 214 | 4 | 5 | 179 | 174 | 3 |
| | F | 191 | 186 | - | 5 | 162 | 155 | 2 |
| Wanju-gun | S.T | 516 | 493 | 12 | 11 | 481 | 457 | 7 |
| | M | 260 | 243 | 8 | 9 | 253 | 238 | 2 |
| | F | 256 | 250 | 4 | 2 | 228 | 219 | 5 |
| Jinan-gun | S.T | 99 | 81 | 4 | 14 | 94 | 77 | 4 |
| | M | 48 | 39 | 1 | 8 | 53 | 42 | 2 |
| | F | 51 | 42 | 3 | 6 | 41 | 35 | 2 |
| Muju-gun | S.T | 75 | 65 | 1 | 9 | 65 | 50 | 5 |
| | M | 24 | 17 | 1 | 6 | 33 | 23 | 5 |
| | F | 51 | 48 | - | 3 | 32 | 27 | - |
| Jangsu-gun | S.T | 93 | 90 | 1 | 2 | 98 | 98 | - |
| | M | 42 | 39 | 1 | 2 | 55 | 55 | - |
| | F | 51 | 51 | - | - | 43 | 43 | - |
| Imsil-gun | S.T | 115 | 113 | 2 | - | 99 | 98 | - |
| | M | 51 | 50 | 1 | - | 55 | 55 | - |
| | F | 64 | 63 | 1 | - | 44 | 43 | - |
| Sunchang-gun | S.T | 142 | 137 | 3 | 2 | 123 | 119 | 4 |
| | M | 75 | 71 | 3 | 1 | 64 | 62 | 2 |
| | F | 67 | 66 | - | 1 | 59 | 57 | 2 |
| Gochang-gun | S.T | 206 | 173 | 20 | 13 | 189 | 158 | 12 |
| | M | 93 | 76 | 8 | 9 | 112 | 95 | 8 |
| | F | 113 | 97 | 12 | 4 | 77 | 63 | 4 |
| Buan-gun | S.T | 240 | 96 | 139 | 5 | 185 | 82 | 100 |
| | M | 127 | 56 | 67 | 4 | 97 | 45 | 50 |
| | F | 113 | 40 | 72 | 1 | 88 | 37 | 50 |
| Jeonnam | S.T | 9,544 | 8,759 | 518 | 267 | 8,231 | 7,534 | 408 |
| | M | 4,920 | 4,463 | 290 | 167 | 4,224 | 3,837 | 232 |
| | F | 4,624 | 4,296 | 228 | 100 | 4,007 | 3,697 | 176 |
| Mokpo-si | S.T | 1,562 | 1,489 | 54 | 19 | 1,331 | 1,272 | 40 |
| | M | 814 | 776 | 25 | 13 | 695 | 665 | 18 |
| | F | 748 | 713 | 29 | 6 | 636 | 607 | 22 |
| Yeosu-si | S.T | 1,405 | 1,147 | 145 | 113 | 1,218 | 994 | 102 |
| | M | 700 | 551 | 77 | 72 | 604 | 486 | 56 |
| | F | 705 | 596 | 68 | 41 | 614 | 508 | 46 |
| Suncheon-si | S.T | 1,443 | 1,329 | 77 | 37 | 1,211 | 1,102 | 69 |
| | M | 746 | 685 | 38 | 23 | 640 | 578 | 39 |
| | F | 697 | 644 | 39 | 14 | 571 | 524 | 30 |

aX

X

Screenings for Infants and by District and Gender <Cont'd>

XX a
(Unit : Person)

| months) | m l n h (54~60 months) | | | | nnz oi X66~71 months) | | | |
|------------------------------------|------------------------|--------------|------------|------------------------------------|-----------------------|--------------|------------|------------------------------------|
| Requires Detailed Assessment | Total | Good | Caution | Requires Detailed Assessment | Total | Good | Caution | Requires Detailed Assessment |
| 3 | 325 | 302 | 11 | 12 | 259 | 240 | 16 | 3 |
| 3 | 165 | 152 | 5 | 8 | 135 | 123 | 10 | 2 |
| – | 160 | 150 | 6 | 4 | 124 | 117 | 6 | 1 |
| 7 | 343 | 332 | 4 | 7 | 338 | 328 | 5 | 5 |
| 2 | 171 | 164 | 3 | 4 | 181 | 175 | 3 | 3 |
| 5 | 172 | 168 | 1 | 3 | 157 | 153 | 2 | 2 |
| 17 | 374 | 345 | 11 | 18 | 282 | 266 | 5 | 11 |
| 13 | 194 | 177 | 5 | 12 | 131 | 126 | 2 | 3 |
| 4 | 180 | 168 | 6 | 6 | 151 | 140 | 3 | 8 |
| 13 | 82 | 72 | 1 | 9 | 89 | 77 | 4 | 8 |
| 9 | 39 | 36 | – | 3 | 42 | 36 | 3 | 3 |
| 4 | 43 | 36 | 1 | 6 | 47 | 41 | 1 | 5 |
| 10 | 66 | 58 | 4 | 4 | 44 | 37 | 2 | 5 |
| 5 | 28 | 23 | 2 | 3 | 18 | 15 | 1 | 2 |
| 5 | 38 | 35 | 2 | 1 | 26 | 22 | 1 | 3 |
| – | 94 | 93 | 1 | – | 70 | 70 | – | – |
| – | 43 | 42 | 1 | – | 28 | 28 | – | – |
| – | 51 | 51 | – | – | 42 | 42 | – | – |
| 1 | 82 | 78 | – | 4 | 66 | 60 | 2 | 4 |
| – | 40 | 36 | – | 4 | 34 | 32 | 1 | 1 |
| 1 | 42 | 42 | – | – | 32 | 28 | 1 | 3 |
| – | 142 | 138 | 2 | 2 | 98 | 96 | 1 | 1 |
| – | 71 | 69 | 1 | 1 | 51 | 50 | 1 | – |
| – | 71 | 69 | 1 | 1 | 47 | 46 | – | 1 |
| 19 | 169 | 133 | 12 | 24 | 134 | 112 | 10 | 12 |
| 9 | 97 | 82 | 4 | 11 | 65 | 53 | 6 | 6 |
| 10 | 72 | 51 | 8 | 13 | 69 | 59 | 4 | 6 |
| 3 | 207 | 85 | 117 | 5 | 161 | 71 | 88 | 2 |
| 2 | 106 | 46 | 58 | 2 | 80 | 41 | 38 | 1 |
| 1 | 101 | 39 | 59 | 3 | 81 | 30 | 50 | 1 |
| 289 | 7,890 | 7,218 | 406 | 266 | 6,640 | 6,102 | 319 | 219 |
| 155 | 4,084 | 3,724 | 202 | 158 | 3,428 | 3,169 | 151 | 108 |
| 134 | 3,806 | 3,494 | 204 | 108 | 3,212 | 2,933 | 168 | 111 |
| 19 | 1,160 | 1,108 | 42 | 10 | 1,140 | 1,092 | 37 | 11 |
| 12 | 623 | 595 | 22 | 6 | 617 | 588 | 23 | 6 |
| 7 | 537 | 513 | 20 | 4 | 523 | 504 | 14 | 5 |
| 122 | 1,145 | 931 | 96 | 118 | 789 | 641 | 67 | 81 |
| 62 | 587 | 464 | 46 | 77 | 385 | 325 | 27 | 33 |
| 60 | 558 | 467 | 50 | 41 | 404 | 316 | 40 | 48 |
| 40 | 1,096 | 995 | 61 | 40 | 1,006 | 897 | 71 | 38 |
| 23 | 566 | 517 | 28 | 21 | 507 | 449 | 41 | 17 |
| 17 | 530 | 478 | 33 | 19 | 499 | 448 | 30 | 21 |

Note: Based on Resident Registration Address

Table IV-3

Statistics on Comprehensive Diagnoses Based on Health

| Division | | (Total) | | | | l ç n X4~6 | | |
|---------------|-----|---------|-------|---------|------------------------------|------------|-------|---------|
| | | Total | Good | Caution | Requires Detailed Assessment | Total | Good | Caution |
| Naju-si | S.T | 2,035 | 1,894 | 106 | 35 | 266 | 257 | 9 |
| | M | 1,059 | 975 | 59 | 25 | 143 | 136 | 7 |
| | F | 976 | 919 | 47 | 10 | 123 | 121 | 2 |
| Gwangyang-si | S.T | 7,856 | 7,463 | 278 | 115 | 1,140 | 1,108 | 28 |
| | M | 4,138 | 3,919 | 157 | 62 | 596 | 574 | 18 |
| | F | 3,718 | 3,544 | 121 | 53 | 544 | 534 | 10 |
| Damyang-gun | S.T | 1,008 | 957 | 40 | 11 | 144 | 142 | 2 |
| | M | 536 | 498 | 29 | 9 | 88 | 87 | 1 |
| | F | 472 | 459 | 11 | 2 | 56 | 55 | 1 |
| Gokseong-gun | S.T | 753 | 717 | 19 | 17 | 87 | 86 | 1 |
| | M | 380 | 357 | 14 | 9 | 41 | 41 | - |
| | F | 373 | 360 | 5 | 8 | 46 | 45 | 1 |
| Gurye-gun | S.T | 567 | 532 | 27 | 8 | 62 | 59 | 2 |
| | M | 291 | 270 | 17 | 4 | 33 | 31 | 1 |
| | F | 276 | 262 | 10 | 4 | 29 | 28 | 1 |
| Goheung-gun | S.T | 1,041 | 1,003 | 29 | 9 | 109 | 104 | 5 |
| | M | 528 | 509 | 12 | 7 | 53 | 51 | 2 |
| | F | 513 | 494 | 17 | 2 | 56 | 53 | 3 |
| Boseong-gun | S.T | 1,143 | 1,072 | 61 | 10 | 134 | 129 | 4 |
| | M | 566 | 532 | 30 | 4 | 71 | 68 | 2 |
| | F | 577 | 540 | 31 | 6 | 63 | 61 | 2 |
| Hwasun-gun | S.T | 2,107 | 2,014 | 41 | 52 | 263 | 256 | 4 |
| | M | 1,105 | 1,054 | 23 | 28 | 135 | 132 | 2 |
| | F | 1,002 | 960 | 18 | 24 | 128 | 124 | 2 |
| Jangheung-gun | S.T | 874 | 849 | 15 | 10 | 86 | 85 | 1 |
| | M | 435 | 421 | 7 | 7 | 36 | 36 | - |
| | F | 439 | 428 | 8 | 3 | 50 | 49 | 1 |
| Gangjin-gun | S.T | 1,060 | 1,009 | 30 | 21 | 155 | 150 | 4 |
| | M | 512 | 486 | 15 | 11 | 75 | 73 | 1 |
| | F | 548 | 523 | 15 | 10 | 80 | 77 | 3 |
| Haenam-gun | S.T | 1,936 | 1,816 | 103 | 17 | 268 | 263 | 3 |
| | M | 968 | 903 | 54 | 11 | 123 | 123 | - |
| | F | 968 | 913 | 49 | 6 | 145 | 140 | 3 |
| Yeongam-gun | S.T | 2,532 | 2,394 | 48 | 90 | 386 | 379 | 3 |
| | M | 1,280 | 1,211 | 23 | 46 | 198 | 194 | 2 |
| | F | 1,252 | 1,183 | 25 | 44 | 188 | 185 | 1 |
| Muan-gun | S.T | 2,639 | 2,585 | 38 | 16 | 372 | 370 | 1 |
| | M | 1,348 | 1,314 | 26 | 8 | 198 | 196 | 1 |
| | F | 1,291 | 1,271 | 12 | 8 | 174 | 174 | - |
| Hampyeong-gun | S.T | 764 | 727 | 22 | 15 | 87 | 86 | 1 |
| | M | 404 | 384 | 11 | 9 | 47 | 46 | 1 |
| | F | 360 | 343 | 11 | 6 | 40 | 40 | - |

aX X

Screenings for Infants and by District and Gender <Cont'd>

XX a
(Unit : Person)

| months) | qçij X9~12 months) | | | | i pçjl X18~24 months) | | | |
|------------------------------------|--------------------|-------|---------|------------------------------------|-----------------------|-------|---------|------------------------------------|
| Requires Detailed Assessment | Total | Good | Caution | Requires Detailed Assessment | Total | Good | Caution | Requires Detailed Assessment |
| - | 234 | 222 | 11 | 1 | 317 | 301 | 12 | 4 |
| - | 115 | 109 | 5 | 1 | 149 | 143 | 4 | 2 |
| - | 119 | 113 | 6 | - | 168 | 158 | 8 | 2 |
| 4 | 1,088 | 1,049 | 31 | 8 | 1,302 | 1,245 | 42 | 15 |
| 4 | 577 | 556 | 14 | 7 | 674 | 643 | 23 | 8 |
| - | 511 | 493 | 17 | 1 | 628 | 602 | 19 | 7 |
| - | 145 | 140 | 5 | - | 179 | 168 | 9 | 2 |
| - | 88 | 84 | 4 | - | 89 | 79 | 8 | 2 |
| - | 57 | 56 | 1 | - | 90 | 89 | 1 | - |
| - | 113 | 110 | 2 | 1 | 112 | 108 | 3 | 1 |
| - | 56 | 54 | 2 | - | 52 | 50 | 2 | - |
| - | 57 | 56 | - | 1 | 60 | 58 | 1 | 1 |
| 1 | 86 | 80 | 6 | - | 77 | 75 | 1 | 1 |
| 1 | 41 | 37 | 4 | - | 34 | 32 | 1 | 1 |
| - | 45 | 43 | 2 | - | 43 | 43 | - | - |
| - | 129 | 124 | 4 | 1 | 163 | 158 | 5 | - |
| - | 70 | 67 | 2 | 1 | 79 | 77 | 2 | - |
| - | 59 | 57 | 2 | - | 84 | 81 | 3 | - |
| 1 | 138 | 130 | 7 | 1 | 195 | 190 | 4 | 1 |
| 1 | 80 | 76 | 4 | - | 87 | 86 | 1 | - |
| - | 58 | 54 | 3 | 1 | 108 | 104 | 3 | 1 |
| 3 | 273 | 260 | 8 | 5 | 351 | 338 | 7 | 6 |
| 1 | 146 | 137 | 6 | 3 | 181 | 176 | 3 | 2 |
| 2 | 127 | 123 | 2 | 2 | 170 | 162 | 4 | 4 |
| - | 99 | 98 | 1 | - | 127 | 124 | 2 | 1 |
| - | 47 | 47 | - | - | 67 | 65 | 1 | 1 |
| - | 52 | 51 | 1 | - | 60 | 59 | 1 | - |
| 1 | 160 | 156 | 3 | 1 | 197 | 183 | 9 | 5 |
| 1 | 71 | 69 | 2 | - | 106 | 96 | 7 | 3 |
| - | 89 | 87 | 1 | 1 | 91 | 87 | 2 | 2 |
| 2 | 202 | 198 | 4 | - | 274 | 263 | 11 | - |
| - | 95 | 95 | - | - | 139 | 132 | 7 | - |
| 2 | 107 | 103 | 4 | - | 135 | 131 | 4 | - |
| 4 | 340 | 326 | 7 | 7 | 433 | 410 | 11 | 12 |
| 2 | 173 | 165 | 5 | 3 | 213 | 203 | 4 | 6 |
| 2 | 167 | 161 | 2 | 4 | 220 | 207 | 7 | 6 |
| 1 | 326 | 322 | 4 | - | 445 | 439 | 3 | 3 |
| 1 | 171 | 168 | 3 | - | 219 | 218 | 1 | - |
| - | 155 | 154 | 1 | - | 226 | 221 | 2 | 3 |
| - | 101 | 98 | 2 | 1 | 141 | 137 | 2 | 2 |
| - | 56 | 55 | - | 1 | 68 | 66 | 1 | 1 |
| - | 45 | 43 | 2 | - | 73 | 71 | 1 | 1 |

Note: Based on Resident Registration Address

Table IV-3

Statistics on Comprehensive Diagnoses Based on Health

| Division | | 30~36 (30~36 months) | | | | XXXXXXXXXX j l p X42~48 | | |
|---------------|-----|----------------------|-------|---------|------------------------------|-------------------------|-------|---------|
| | | Total | Good | Caution | Requires Detailed Assessment | Total | Good | Caution |
| Naju-si | S.T | 329 | 295 | 28 | 6 | 295 | 266 | 23 |
| | M | 173 | 151 | 17 | 5 | 135 | 121 | 11 |
| | F | 156 | 144 | 11 | 1 | 160 | 145 | 12 |
| Gwangyang-si | S.T | 1,250 | 1,188 | 41 | 21 | 1,095 | 1,024 | 42 |
| | M | 671 | 631 | 28 | 12 | 575 | 533 | 31 |
| | F | 579 | 557 | 13 | 9 | 520 | 491 | 11 |
| Damyang-gun | S.T | 161 | 149 | 12 | - | 134 | 125 | 5 |
| | M | 78 | 70 | 8 | - | 75 | 67 | 5 |
| | F | 83 | 79 | 4 | - | 59 | 58 | - |
| Gokseong-gun | S.T | 114 | 103 | 6 | 5 | 116 | 111 | 4 |
| | M | 52 | 45 | 5 | 2 | 63 | 59 | 3 |
| | F | 62 | 58 | 1 | 3 | 53 | 52 | 1 |
| Gurye-gun | S.T | 91 | 85 | 6 | - | 83 | 75 | 5 |
| | M | 47 | 43 | 4 | - | 40 | 36 | 4 |
| | F | 44 | 42 | 2 | - | 43 | 39 | 1 |
| Goheung-gun | S.T | 186 | 180 | 3 | 3 | 164 | 158 | 4 |
| | M | 98 | 94 | 1 | 3 | 87 | 84 | 1 |
| | F | 88 | 86 | 2 | - | 77 | 74 | 3 |
| Boseong-gun | S.T | 164 | 151 | 12 | 1 | 175 | 166 | 7 |
| | M | 84 | 74 | 9 | 1 | 72 | 67 | 5 |
| | F | 80 | 77 | 3 | - | 103 | 99 | 2 |
| Hwasun-gun | S.T | 361 | 347 | 4 | 10 | 302 | 285 | 5 |
| | M | 202 | 193 | 3 | 6 | 163 | 151 | 4 |
| | F | 159 | 154 | 1 | 4 | 139 | 134 | 1 |
| Jangheung-gun | S.T | 126 | 124 | 2 | - | 139 | 135 | 2 |
| | M | 67 | 65 | 2 | - | 59 | 56 | 1 |
| | F | 59 | 59 | - | - | 80 | 79 | 1 |
| Gangjin-gun | S.T | 144 | 136 | 6 | 2 | 130 | 126 | 2 |
| | M | 66 | 63 | 1 | 2 | 67 | 65 | 1 |
| | F | 78 | 73 | 5 | - | 63 | 61 | 1 |
| Haenam-gun | S.T | 323 | 301 | 17 | 5 | 334 | 299 | 29 |
| | M | 162 | 149 | 10 | 3 | 182 | 158 | 18 |
| | F | 161 | 152 | 7 | 2 | 152 | 141 | 11 |
| Yeongam-gun | S.T | 430 | 403 | 10 | 17 | 332 | 303 | 12 |
| | M | 219 | 204 | 6 | 9 | 169 | 154 | 4 |
| | F | 211 | 199 | 4 | 8 | 163 | 149 | 8 |
| Muan-gun | S.T | 428 | 413 | 11 | 4 | 387 | 376 | 8 |
| | M | 213 | 201 | 9 | 3 | 204 | 198 | 4 |
| | F | 215 | 212 | 2 | 1 | 183 | 178 | 4 |
| Hampyeong-gun | S.T | 128 | 117 | 6 | 5 | 107 | 100 | 5 |
| | M | 73 | 66 | 5 | 2 | 56 | 53 | 2 |
| | F | 55 | 51 | 1 | 3 | 51 | 47 | 3 |

aX

X

Screenings for Infants and by District and Gender <Cont'd>

XX a
(Unit : Person)

| months) | m l n h (54~60 months) | | | | nnz oi X66~71 months) | | | |
|------------------------------------|------------------------|------|---------|------------------------------------|-----------------------|------|---------|------------------------------------|
| Requires Detailed Assessment | Total | Good | Caution | Requires Detailed Assessment | Total | Good | Caution | Requires Detailed Assessment |
| 6 | 310 | 286 | 16 | 8 | 284 | 267 | 7 | 10 |
| 3 | 184 | 168 | 9 | 7 | 160 | 147 | 6 | 7 |
| 3 | 126 | 118 | 7 | 1 | 124 | 120 | 1 | 3 |
| 29 | 1,052 | 983 | 49 | 20 | 929 | 866 | 45 | 18 |
| 11 | 568 | 528 | 28 | 12 | 477 | 454 | 15 | 8 |
| 18 | 484 | 455 | 21 | 8 | 452 | 412 | 30 | 10 |
| 4 | 136 | 131 | 4 | 1 | 109 | 102 | 3 | 4 |
| 3 | 59 | 57 | 1 | 1 | 59 | 54 | 2 | 3 |
| 1 | 77 | 74 | 3 | – | 50 | 48 | 1 | 1 |
| 1 | 105 | 99 | 1 | 5 | 106 | 100 | 2 | 4 |
| 1 | 55 | 52 | – | 3 | 61 | 56 | 2 | 3 |
| – | 50 | 47 | 1 | 2 | 45 | 44 | – | 1 |
| 3 | 79 | 73 | 4 | 2 | 89 | 85 | 3 | 1 |
| – | 50 | 46 | 3 | 1 | 46 | 45 | – | 1 |
| 3 | 29 | 27 | 1 | 1 | 43 | 40 | 3 | – |
| 2 | 164 | 159 | 5 | – | 126 | 120 | 3 | 3 |
| 2 | 89 | 86 | 3 | – | 52 | 50 | 1 | 1 |
| – | 75 | 73 | 2 | – | 74 | 70 | 2 | 2 |
| 2 | 180 | 160 | 16 | 4 | 157 | 146 | 11 | – |
| – | 87 | 79 | 6 | 2 | 85 | 82 | 3 | – |
| 2 | 93 | 81 | 10 | 2 | 72 | 64 | 8 | – |
| 12 | 343 | 323 | 8 | 12 | 214 | 205 | 5 | 4 |
| 8 | 169 | 160 | 3 | 6 | 109 | 105 | 2 | 2 |
| 4 | 174 | 163 | 5 | 6 | 105 | 100 | 3 | 2 |
| 2 | 141 | 136 | 2 | 3 | 156 | 147 | 5 | 4 |
| 2 | 66 | 64 | 1 | 1 | 93 | 88 | 2 | 3 |
| – | 75 | 72 | 1 | 2 | 63 | 59 | 3 | 1 |
| 2 | 184 | 172 | 5 | 7 | 90 | 86 | 1 | 3 |
| 1 | 84 | 79 | 3 | 2 | 43 | 41 | – | 2 |
| 1 | 100 | 93 | 2 | 5 | 47 | 45 | 1 | 1 |
| 6 | 276 | 243 | 31 | 2 | 259 | 249 | 8 | 2 |
| 6 | 137 | 119 | 17 | 1 | 130 | 127 | 2 | 1 |
| – | 139 | 124 | 14 | 1 | 129 | 122 | 6 | 1 |
| 17 | 342 | 326 | 4 | 12 | 269 | 247 | 1 | 21 |
| 11 | 170 | 163 | 2 | 5 | 138 | 128 | – | 10 |
| 6 | 172 | 163 | 2 | 7 | 131 | 119 | 1 | 11 |
| 3 | 359 | 352 | 6 | 1 | 322 | 313 | 5 | 4 |
| 2 | 186 | 181 | 5 | – | 157 | 152 | 3 | 2 |
| 1 | 173 | 171 | 1 | 1 | 165 | 161 | 2 | 2 |
| 2 | 116 | 108 | 5 | 3 | 84 | 81 | 1 | 2 |
| 1 | 60 | 55 | 2 | 3 | 44 | 43 | – | 1 |
| 1 | 56 | 53 | 3 | – | 40 | 38 | 1 | 1 |

Note: Based on Resident Registration Address

Table IV-3

Statistics on Comprehensive Diagnoses Based on Health

| Division | | (Total) | | | | l ¼ n X4~6 | | |
|---------------------|-----|---------------|---------------|--------------|------------------------------|---------------|---------------|------------|
| | | Total | Good | Caution | Requires Detailed Assessment | Total | Good | Caution |
| Yeonggwang-gun | S.T | 1,320 | 1,207 | 71 | 42 | 184 | 179 | 4 |
| | M | 684 | 622 | 40 | 22 | 93 | 90 | 2 |
| | F | 636 | 585 | 31 | 20 | 91 | 89 | 2 |
| Jangseong-gun | S.T | 1,242 | 1,116 | 109 | 17 | 156 | 143 | 13 |
| | M | 606 | 538 | 56 | 12 | 79 | 70 | 9 |
| | F | 636 | 578 | 53 | 5 | 77 | 73 | 4 |
| Wando-gun | S.T | 1,143 | 1,010 | 119 | 14 | 156 | 154 | 2 |
| | M | 546 | 478 | 61 | 7 | 66 | 64 | 2 |
| | F | 597 | 532 | 58 | 7 | 90 | 90 | - |
| Jindo-gun | S.T | 712 | 698 | 10 | 4 | 76 | 76 | - |
| | M | 350 | 341 | 7 | 2 | 39 | 39 | - |
| | F | 362 | 357 | 3 | 2 | 37 | 37 | - |
| Sinan-gun | S.T | 741 | 716 | 19 | 6 | 102 | 100 | 2 |
| | M | 393 | 376 | 12 | 5 | 55 | 54 | 1 |
| | F | 348 | 340 | 7 | 1 | 47 | 46 | 1 |
| Gyeongbuk | S.T | 81,827 | 73,724 | 4,805 | 3,298 | 14,466 | 13,353 | 715 |
| | M | 42,391 | 37,945 | 2,596 | 1,850 | 7,448 | 6,849 | 395 |
| | F | 39,436 | 35,779 | 2,209 | 1,448 | 7,018 | 6,504 | 320 |
| Pohang-si Nam-gu | S.T | 8,699 | 7,915 | 397 | 387 | 1,525 | 1,417 | 64 |
| | M | 4,592 | 4,118 | 237 | 237 | 813 | 742 | 41 |
| | F | 4,107 | 3,797 | 160 | 150 | 712 | 675 | 23 |
| Pohang-si Buk-gu | S.T | 8,668 | 7,797 | 411 | 460 | 1,535 | 1,408 | 74 |
| | M | 4,522 | 4,037 | 228 | 257 | 807 | 738 | 42 |
| | F | 4,146 | 3,760 | 183 | 203 | 728 | 670 | 32 |
| Gyeongju-si | S.T | 7,720 | 7,020 | 337 | 363 | 1,314 | 1,257 | 38 |
| | M | 3,987 | 3,622 | 158 | 207 | 672 | 641 | 20 |
| | F | 3,733 | 3,398 | 179 | 156 | 642 | 616 | 18 |
| Gimcheon-si | S.T | 3,444 | 3,143 | 124 | 177 | 583 | 537 | 14 |
| | M | 1,763 | 1,605 | 70 | 88 | 299 | 275 | 9 |
| | F | 1,681 | 1,538 | 54 | 89 | 284 | 262 | 5 |
| Andong-si | S.T | 4,960 | 4,143 | 630 | 187 | 863 | 762 | 86 |
| | M | 2,559 | 2,104 | 348 | 107 | 434 | 383 | 41 |
| | F | 2,401 | 2,039 | 282 | 80 | 429 | 379 | 45 |
| Gumi-si | S.T | 16,851 | 14,901 | 1,219 | 731 | 3,395 | 3,088 | 203 |
| | M | 8,637 | 7,593 | 668 | 376 | 1,730 | 1,567 | 110 |
| | F | 8,214 | 7,308 | 551 | 355 | 1,665 | 1,521 | 93 |
| Yeongju-si | S.T | 2,852 | 2,429 | 361 | 62 | 427 | 358 | 65 |
| | M | 1,455 | 1,224 | 194 | 37 | 215 | 180 | 33 |
| | F | 1,397 | 1,205 | 167 | 25 | 212 | 178 | 32 |
| Yeongcheon-si | S.T | 2,579 | 2,469 | 63 | 47 | 470 | 452 | 11 |
| | M | 1,301 | 1,238 | 39 | 24 | 224 | 216 | 5 |
| | F | 1,278 | 1,231 | 24 | 23 | 246 | 236 | 6 |

aX X

Screenings for Infants and by District and Gender <Cont'd>

XX a
(Unit : Person)

| months) | qçij X9~12 months) | | | | i pçjl X18~24 months) | | | |
|------------------------------------|--------------------|---------------|------------|------------------------------------|-----------------------|---------------|------------|------------------------------------|
| Requires Detailed Assessment | Total | Good | Caution | Requires Detailed Assessment | Total | Good | Caution | Requires Detailed Assessment |
| 1 | 194 | 184 | 6 | 4 | 247 | 225 | 18 | 4 |
| 1 | 95 | 88 | 5 | 2 | 142 | 128 | 11 | 3 |
| – | 99 | 96 | 1 | 2 | 105 | 97 | 7 | 1 |
| – | 178 | 162 | 14 | 2 | 211 | 188 | 21 | 2 |
| – | 84 | 75 | 8 | 1 | 96 | 85 | 9 | 2 |
| – | 94 | 87 | 6 | 1 | 115 | 103 | 12 | – |
| – | 162 | 153 | 8 | 1 | 240 | 223 | 15 | 2 |
| – | 75 | 71 | 4 | – | 118 | 109 | 8 | 1 |
| – | 87 | 82 | 4 | 1 | 122 | 114 | 7 | 1 |
| – | 100 | 100 | – | – | 113 | 108 | 2 | 3 |
| – | 43 | 43 | – | – | 59 | 56 | 1 | 2 |
| – | 57 | 57 | – | – | 54 | 52 | 1 | 1 |
| – | 109 | 104 | 4 | 1 | 140 | 138 | 2 | – |
| – | 50 | 47 | 3 | – | 83 | 82 | 1 | – |
| – | 59 | 57 | 1 | 1 | 57 | 56 | 1 | – |
| 398 | 13,262 | 12,139 | 738 | 385 | 14,533 | 13,324 | 752 | 457 |
| 204 | 6,896 | 6,279 | 406 | 211 | 7,575 | 6,873 | 429 | 273 |
| 194 | 6,366 | 5,860 | 332 | 174 | 6,958 | 6,451 | 323 | 184 |
| 44 | 1,452 | 1,346 | 56 | 50 | 1,566 | 1,450 | 64 | 52 |
| 30 | 757 | 697 | 35 | 25 | 820 | 747 | 40 | 33 |
| 14 | 695 | 649 | 21 | 25 | 746 | 703 | 24 | 19 |
| 53 | 1,393 | 1,271 | 60 | 62 | 1,604 | 1,484 | 66 | 54 |
| 27 | 723 | 655 | 31 | 37 | 846 | 778 | 35 | 33 |
| 26 | 670 | 616 | 29 | 25 | 758 | 706 | 31 | 21 |
| 19 | 1,101 | 1,052 | 30 | 19 | 1,210 | 1,141 | 44 | 25 |
| 11 | 577 | 557 | 11 | 9 | 642 | 603 | 20 | 19 |
| 8 | 524 | 495 | 19 | 10 | 568 | 538 | 24 | 6 |
| 32 | 507 | 455 | 26 | 26 | 604 | 546 | 21 | 37 |
| 15 | 243 | 219 | 13 | 11 | 293 | 261 | 12 | 20 |
| 17 | 264 | 236 | 13 | 15 | 311 | 285 | 9 | 17 |
| 15 | 747 | 636 | 79 | 32 | 838 | 720 | 88 | 30 |
| 10 | 408 | 341 | 51 | 16 | 428 | 359 | 50 | 19 |
| 5 | 339 | 295 | 28 | 16 | 410 | 361 | 38 | 11 |
| 104 | 3,080 | 2,766 | 229 | 85 | 3,138 | 2,769 | 232 | 137 |
| 53 | 1,604 | 1,422 | 135 | 47 | 1,657 | 1,448 | 142 | 67 |
| 51 | 1,476 | 1,344 | 94 | 38 | 1,481 | 1,321 | 90 | 70 |
| 4 | 382 | 319 | 56 | 7 | 484 | 424 | 55 | 5 |
| 2 | 199 | 168 | 27 | 4 | 254 | 224 | 27 | 3 |
| 2 | 183 | 151 | 29 | 3 | 230 | 200 | 28 | 2 |
| 7 | 438 | 422 | 13 | 3 | 495 | 474 | 12 | 9 |
| 3 | 228 | 217 | 9 | 2 | 248 | 232 | 9 | 7 |
| 4 | 210 | 205 | 4 | 1 | 247 | 242 | 3 | 2 |

Note: Based on Resident Registration Address

Table IV-3

Statistics on Comprehensive Diagnoses Based on Health

| | | | | | | | | | | | | | | | Requires Detailed Assessment | | | | | | | | |
|---------------------------------|-----|---|---|---|---|----|--|---|---|--|---|--|---|--|------------------------------------|------|---------|----|---|--------|------|---------|----|
| | | | | | | | | | | | | | | | Total | Good | Caution | | | Total | Good | Caution | |
| Yeonggwang-gun | S.T | | | | | | | | | | | | | | | 226 | 203 | 15 | 8 | | 180 | 161 | 9 |
| | M | | | | | | | | | | | | | | | 105 | 92 | 8 | 5 | | 92 | 85 | 5 |
| | F | | | | | | | | | | | | | | | 121 | 111 | 7 | 3 | | 88 | 76 | 4 |
| Jangseong-gun | S.T | | | | | | | | | | | | | | | 212 | 186 | 23 | 3 | | 177 | 158 | 14 |
| | M | | | | | | | | | | | | | | | 113 | 100 | 11 | 2 | | 83 | 71 | 8 |
| | F | | | | | | | | | | | | | | | 99 | 86 | 12 | 1 | | 94 | 87 | 6 |
| Wando-gun | S.T | | | | | | | | | | | | | | | 219 | 184 | 30 | 5 | | 123 | 102 | 20 |
| | M | | | | | | | | | | | | | | | 110 | 92 | 16 | 2 | | 65 | 54 | 11 |
| | F | | | | | | | | | | | | | | | 109 | 92 | 14 | 3 | | 58 | 48 | 9 |
| S.T | | | | | | | | | | | | | | | 122 | 118 | 3 | 1F | | 101109 | B | | |
| X X X X X X X X j X X X X X d X | | | | | | | | | | | | | | | X | T | | | | | | | |
| X | X | X | | | | | | | | | | | | | | | | | | | | | |
| p | G | p | p | • | ~ | pG | | u | — | | G | | [| | — | | | | | | | | |

Screenings for Infants and by District and Gender <Cont'd>

XX a
(Unit : Person)

| months) | m l n h (54~60 months) | | | | nnz oi X66~71 months) | | | |
|------------------------------------|------------------------|--------------|------------|------------------------------------|-----------------------|--------------|------------|------------------------------------|
| Requires Detailed Assessment | Total | Good | Caution | Requires Detailed Assessment | Total | Good | Caution | Requires Detailed Assessment |
| 10 | 185 | 159 | 15 | 11 | 104 | 96 | 4 | 4 |
| 2 | 100 | 88 | 7 | 5 | 57 | 51 | 2 | 4 |
| 8 | 85 | 71 | 8 | 6 | 47 | 45 | 2 | — |
| 5 | 143 | 130 | 10 | 3 | 165 | 149 | 14 | 2 |
| 4 | 74 | 69 | 3 | 2 | 77 | 68 | 8 | 1 |
| 1 | 69 | 61 | 7 | 1 | 88 | 81 | 6 | 1 |
| 1 | 149 | 125 | 22 | 2 | 94 | 69 | 22 | 3 |
| — | 68 | 56 | 11 | 1 | 44 | 32 | 9 | 3 |
| 1 | 81 | 69 | 11 | 1 | 50 | 37 | 13 | — |
| — | 120 | 117 | 3 | — | 80 | 79 | 1 | — |
| — | 55 | 53 | 2 | — | 44 | 43 | 1 | — |
| — | 65 | 64 | 1 | — | 36 | 36 | — | — |
| 1 | 105 | 102 | 1 | 2 | 68 | 65 | 3 | — |
| 1 | 47 | 45 | — | 2 | 43 | 41 | 2 | — |
| — | 58 | 57 | 1 | — | 25 | 24 | 1 | — |
| 608 | 8,674 | 7,529 | 648 | 497 | 7,386 | 6,431 | 486 | 469 |
| 334 | 4,493 | 3,885 | 342 | 266 | 3,813 | 3,308 | 246 | 259 |
| 274 | 4,181 | 3,644 | 306 | 231 | 3,573 | 3,123 | 240 | 210 |
| 87 | 845 | 738 | 58 | 49 | 794 | 699 | 42 | 53 |
| 56 | 434 | 380 | 32 | 22 | 415 | 360 | 23 | 32 |
| 31 | 411 | 358 | 26 | 27 | 379 | 339 | 19 | 21 |
| 90 | 940 | 805 | 59 | 76 | 780 | 676 | 37 | 67 |
| 42 | 485 | 414 | 29 | 42 | 402 | 341 | 26 | 35 |
| 48 | 455 | 391 | 30 | 34 | 378 | 335 | 11 | 32 |
| 95 | 939 | 807 | 58 | 74 | 948 | 817 | 51 | 80 |
| 50 | 491 | 418 | 27 | 46 | 465 | 395 | 27 | 43 |
| 45 | 448 | 389 | 31 | 28 | 483 | 422 | 24 | 37 |
| 27 | 365 | 334 | 12 | 19 | 276 | 256 | 7 | 13 |
| 12 | 203 | 182 | 10 | 11 | 149 | 136 | 5 | 8 |
| 15 | 162 | 152 | 2 | 8 | 127 | 120 | 2 | 5 |
| 39 | 504 | 394 | 89 | 21 | 458 | 358 | 79 | 21 |
| 23 | 282 | 221 | 51 | 10 | 234 | 181 | 43 | 10 |
| 16 | 222 | 173 | 38 | 11 | 224 | 177 | 36 | 11 |
| 110 | 1,507 | 1,266 | 132 | 109 | 1,150 | 995 | 83 | 72 |
| 55 | 762 | 642 | 65 | 55 | 581 | 511 | 34 | 36 |
| 55 | 745 | 624 | 67 | 54 | 569 | 484 | 49 | 36 |
| 8 | 350 | 298 | 42 | 10 | 316 | 263 | 35 | 18 |
| 6 | 169 | 145 | 19 | 5 | 160 | 127 | 21 | 12 |
| 2 | 181 | 153 | 23 | 5 | 156 | 136 | 14 | 6 |
| 4 | 260 | 245 | 6 | 9 | 246 | 238 | 2 | 6 |
| 1 | 124 | 117 | 6 | 1 | 126 | 124 | — | 2 |
| 3 | 136 | 128 | — | 8 | 120 | 114 | 2 | 4 |

Note: Based on Resident Registration Address

Table IV-3

Statistics on Comprehensive Diagnoses Based on Health

| Division | | (Total) | | | | In 2014 | | |
|----------------|-----|---------|-------|---------|------------------------------|---------|-------|---------|
| | | Total | Good | Caution | Requires Detailed Assessment | Total | Good | Caution |
| Sangju-si | S.T | 2,214 | 2,140 | 40 | 34 | 346 | 338 | 5 |
| | M | 1,172 | 1,135 | 19 | 18 | 188 | 184 | 3 |
| | F | 1,042 | 1,005 | 21 | 16 | 158 | 154 | 2 |
| Mungyeong-si | S.T | 1,860 | 1,714 | 74 | 72 | 281 | 264 | 12 |
| | M | 1,003 | 913 | 47 | 43 | 152 | 141 | 7 |
| | F | 857 | 801 | 27 | 29 | 129 | 123 | 5 |
| Gyeongsan-si | S.T | 8,703 | 7,874 | 465 | 364 | 1,569 | 1,429 | 54 |
| | M | 4,530 | 4,066 | 246 | 218 | 814 | 741 | 35 |
| | F | 4,173 | 3,808 | 219 | 146 | 755 | 688 | 19 |
| Gunwi-gun | S.T | 307 | 277 | 21 | 9 | 68 | 62 | 6 |
| | M | 151 | 137 | 12 | 2 | 35 | 33 | 2 |
| | F | 156 | 140 | 9 | 7 | 33 | 29 | 4 |
| Uiseong-gun | S.T | 810 | 742 | 50 | 18 | 137 | 124 | 11 |
| | M | 410 | 373 | 29 | 8 | 76 | 69 | 7 |
| | F | 400 | 369 | 21 | 10 | 61 | 55 | 4 |
| Cheongsong-gun | S.T | 435 | 388 | 33 | 14 | 84 | 80 | 3 |
| | M | 228 | 199 | 19 | 10 | 47 | 44 | 2 |
| | F | 207 | 189 | 14 | 4 | 37 | 36 | 1 |
| Yeongyang-gun | S.T | 289 | 267 | 11 | 11 | 46 | 43 | 3 |
| | M | 158 | 141 | 9 | 8 | 25 | 23 | 2 |
| | F | 131 | 126 | 2 | 3 | 21 | 20 | 1 |
| Yeongdeok-gun | S.T | 599 | 528 | 55 | 16 | 91 | 81 | 6 |
| | M | 294 | 263 | 25 | 6 | 47 | 43 | 3 |
| | F | 305 | 265 | 30 | 10 | 44 | 38 | 3 |
| Cheongdo-gun | S.T | 658 | 612 | 21 | 25 | 65 | 59 | 2 |
| | M | 321 | 298 | 12 | 11 | 30 | 29 | 1 |
| | F | 337 | 314 | 9 | 14 | 35 | 30 | 1 |
| Goryeong-gun | S.T | 654 | 588 | 41 | 25 | 102 | 92 | 7 |
| | M | 363 | 325 | 22 | 16 | 56 | 50 | 5 |
| | F | 291 | 263 | 19 | 9 | 46 | 42 | 2 |
| Seongju-gun | S.T | 799 | 747 | 35 | 17 | 121 | 113 | 6 |
| | M | 406 | 377 | 19 | 10 | 56 | 50 | 4 |
| | F | 393 | 370 | 16 | 7 | 65 | 63 | 2 |
| Chilgok-gun | S.T | 5,771 | 5,394 | 276 | 101 | 1,027 | 997 | 24 |
| | M | 2,986 | 2,811 | 124 | 51 | 512 | 497 | 12 |
| | F | 2,785 | 2,583 | 152 | 50 | 515 | 500 | 12 |
| Yecheon-gun | S.T | 948 | 793 | 41 | 114 | 118 | 113 | 4 |
| | M | 521 | 422 | 23 | 76 | 66 | 62 | 3 |
| | F | 427 | 371 | 18 | 38 | 52 | 51 | 1 |
| Bonghwa-gun | S.T | 665 | 557 | 74 | 34 | 94 | 82 | 11 |
| | M | 334 | 281 | 30 | 23 | 39 | 35 | 4 |
| | F | 331 | 276 | 44 | 11 | 55 | 47 | 7 |

aX X

Screenings for Infants and by District and Gender <Cont'd>

XX a
(Unit : Person)

| months) | qçij X9~12 months) | | | | i pçjl X18~24 months) | | | |
|------------------------------------|--------------------|-------|---------|------------------------------------|-----------------------|-------|---------|------------------------------------|
| Requires Detailed Assessment | Total | Good | Caution | Requires Detailed Assessment | Total | Good | Caution | Requires Detailed Assessment |
| 3 | 324 | 313 | 7 | 4 | 443 | 432 | 6 | 5 |
| 1 | 163 | 157 | 3 | 3 | 243 | 237 | 3 | 3 |
| 2 | 161 | 156 | 4 | 1 | 200 | 195 | 3 | 2 |
| 5 | 301 | 287 | 8 | 6 | 298 | 281 | 10 | 7 |
| 4 | 163 | 155 | 4 | 4 | 161 | 150 | 5 | 6 |
| 1 | 138 | 132 | 4 | 2 | 137 | 131 | 5 | 1 |
| 86 | 1,492 | 1,358 | 86 | 48 | 1,547 | 1,429 | 80 | 38 |
| 38 | 797 | 722 | 45 | 30 | 784 | 709 | 47 | 28 |
| 48 | 695 | 636 | 41 | 18 | 763 | 720 | 33 | 10 |
| - | 67 | 61 | 4 | 2 | 53 | 47 | 5 | 1 |
| - | 31 | 29 | 2 | - | 28 | 23 | 5 | - |
| - | 36 | 32 | 2 | 2 | 25 | 24 | - | 1 |
| 2 | 134 | 128 | 5 | 1 | 151 | 144 | 5 | 2 |
| - | 66 | 64 | 2 | - | 70 | 64 | 5 | 1 |
| 2 | 68 | 64 | 3 | 1 | 81 | 80 | - | 1 |
| 1 | 68 | 62 | 5 | 1 | 61 | 56 | 5 | - |
| 1 | 36 | 32 | 3 | 1 | 29 | 27 | 2 | - |
| - | 32 | 30 | 2 | - | 32 | 29 | 3 | - |
| - | 37 | 31 | 4 | 2 | 37 | 33 | 1 | 3 |
| - | 25 | 20 | 3 | 2 | 21 | 18 | 1 | 2 |
| - | 12 | 11 | 1 | - | 16 | 15 | - | 1 |
| 4 | 84 | 81 | 3 | - | 104 | 93 | 10 | 1 |
| 1 | 44 | 41 | 3 | - | 49 | 46 | 3 | - |
| 3 | 40 | 40 | - | - | 55 | 47 | 7 | 1 |
| 4 | 96 | 91 | 3 | 2 | 109 | 105 | 2 | 2 |
| - | 42 | 39 | 2 | 1 | 52 | 50 | 1 | 1 |
| 4 | 54 | 52 | 1 | 1 | 57 | 55 | 1 | 1 |
| 3 | 94 | 82 | 6 | 6 | 127 | 120 | 4 | 3 |
| 1 | 51 | 46 | 3 | 2 | 63 | 60 | - | 3 |
| 2 | 43 | 36 | 3 | 4 | 64 | 60 | 4 | - |
| 2 | 121 | 110 | 6 | 5 | 139 | 132 | 3 | 4 |
| 2 | 54 | 48 | 3 | 3 | 81 | 77 | 2 | 2 |
| - | 67 | 62 | 3 | 2 | 58 | 55 | 1 | 2 |
| 6 | 949 | 908 | 26 | 15 | 1,054 | 1,015 | 20 | 19 |
| 3 | 491 | 472 | 11 | 8 | 564 | 544 | 10 | 10 |
| 3 | 458 | 436 | 15 | 7 | 490 | 471 | 10 | 9 |
| 1 | 114 | 100 | 11 | 3 | 171 | 154 | 6 | 11 |
| 1 | 57 | 51 | 5 | 1 | 98 | 83 | 5 | 10 |
| - | 57 | 49 | 6 | 2 | 73 | 71 | 1 | 1 |
| 1 | 94 | 81 | 11 | 2 | 119 | 102 | 10 | 7 |
| - | 42 | 36 | 4 | 2 | 60 | 54 | 2 | 4 |
| 1 | 52 | 45 | 7 | - | 59 | 48 | 8 | 3 |

Note: Based on Resident Registration Address

Table IV-3

Statistics on Comprehensive Diagnoses Based on Health

| Division | | 30~36 (30~36 months) | | | | XXXXXXXXXX j l p X42~48 | | |
|----------------|-----|----------------------|-------|---------|------------------------------|-------------------------|-------|---------|
| | | Total | Good | Caution | Requires Detailed Assessment | Total | Good | Caution |
| Sangju-si | S.T | 365 | 350 | 7 | 8 | 301 | 290 | 7 |
| | M | 190 | 181 | 4 | 5 | 153 | 148 | 3 |
| | F | 175 | 169 | 3 | 3 | 148 | 142 | 4 |
| Mungyeong-si | S.T | 262 | 239 | 16 | 7 | 261 | 239 | 7 |
| | M | 143 | 127 | 11 | 5 | 137 | 124 | 6 |
| | F | 119 | 112 | 5 | 2 | 124 | 115 | 1 |
| Gyeongsan-si | S.T | 1,312 | 1,182 | 79 | 51 | 1,157 | 1,043 | 64 |
| | M | 695 | 618 | 41 | 36 | 592 | 535 | 27 |
| | F | 617 | 564 | 38 | 15 | 565 | 508 | 37 |
| Gunwi-gun | S.T | 40 | 38 | 1 | 1 | 32 | 31 | - |
| | M | 20 | 19 | 1 | - | 17 | 16 | - |
| | F | 20 | 19 | - | 1 | 15 | 15 | - |
| Uiseong-gun | S.T | 114 | 106 | 5 | 3 | 114 | 102 | 7 |
| | M | 49 | 45 | 2 | 2 | 74 | 66 | 4 |
| | F | 65 | 61 | 3 | 1 | 40 | 36 | 3 |
| Cheongsong-gun | S.T | 64 | 55 | 6 | 3 | 66 | 53 | 9 |
| | M | 30 | 25 | 4 | 1 | 36 | 26 | 7 |
| | F | 34 | 30 | 2 | 2 | 30 | 27 | 2 |
| Yeongyang-gun | S.T | 31 | 31 | - | - | 57 | 52 | 3 |
| | M | 11 | 11 | - | - | 33 | 28 | 3 |
| | F | 20 | 20 | - | - | 24 | 24 | - |
| Yeongdeok-gun | S.T | 83 | 76 | 5 | 2 | 82 | 70 | 10 |
| | M | 39 | 35 | 2 | 2 | 42 | 37 | 5 |
| | F | 44 | 41 | 3 | - | 40 | 33 | 5 |
| Cheongdo-gun | S.T | 131 | 122 | 4 | 5 | 98 | 91 | 3 |
| | M | 68 | 64 | 3 | 1 | 51 | 47 | 2 |
| | F | 63 | 58 | 1 | 4 | 47 | 44 | 1 |
| Goryeong-gun | S.T | 118 | 102 | 9 | 7 | 93 | 83 | 7 |
| | M | 63 | 53 | 4 | 6 | 53 | 48 | 4 |
| | F | 55 | 49 | 5 | 1 | 40 | 35 | 3 |
| Seongju-gun | S.T | 113 | 104 | 9 | - | 117 | 116 | 1 |
| | M | 56 | 52 | 4 | - | 54 | 53 | 1 |
| | F | 57 | 52 | 5 | - | 63 | 63 | - |
| Chilgok-gun | S.T | 856 | 795 | 49 | 12 | 737 | 661 | 57 |
| | M | 441 | 416 | 19 | 6 | 384 | 352 | 23 |
| | F | 415 | 379 | 30 | 6 | 353 | 309 | 34 |
| Yecheon-gun | S.T | 154 | 125 | 4 | 25 | 146 | 114 | 8 |
| | M | 81 | 64 | 2 | 15 | 87 | 65 | 4 |
| | F | 73 | 61 | 2 | 10 | 59 | 49 | 4 |
| Bonghwa-gun | S.T | 96 | 77 | 10 | 9 | 113 | 94 | 9 |
| | M | 48 | 38 | 5 | 5 | 68 | 55 | 5 |
| | F | 48 | 39 | 5 | 4 | 45 | 39 | 4 |

aX X

Screenings for Infants and by District and Gender <Cont'd>

XX a
(Unit : Person)

| months) | m l n h (54~60 months) | | | | nnz oi X66~71 months) | | | |
|------------------------------------|------------------------|------|---------|------------------------------------|-----------------------|------|---------|------------------------------------|
| Requires Detailed Assessment | Total | Good | Caution | Requires Detailed Assessment | Total | Good | Caution | Requires Detailed Assessment |
| 4 | 214 | 206 | 3 | 5 | 221 | 211 | 5 | 5 |
| 2 | 116 | 112 | 2 | 2 | 119 | 116 | 1 | 2 |
| 2 | 98 | 94 | 1 | 3 | 102 | 95 | 4 | 3 |
| 15 | 254 | 233 | 10 | 11 | 203 | 171 | 11 | 21 |
| 7 | 135 | 124 | 6 | 5 | 112 | 92 | 8 | 12 |
| 8 | 119 | 109 | 4 | 6 | 91 | 79 | 3 | 9 |
| 50 | 905 | 807 | 54 | 44 | 721 | 626 | 48 | 47 |
| 30 | 472 | 410 | 34 | 28 | 376 | 331 | 17 | 28 |
| 20 | 433 | 397 | 20 | 16 | 345 | 295 | 31 | 19 |
| 1 | 24 | 18 | 4 | 2 | 23 | 20 | 1 | 2 |
| 1 | 9 | 7 | 2 | – | 11 | 10 | – | 1 |
| – | 15 | 11 | 2 | 2 | 12 | 10 | 1 | 1 |
| 5 | 89 | 77 | 9 | 3 | 71 | 61 | 8 | 2 |
| 4 | 44 | 39 | 4 | 1 | 31 | 26 | 5 | – |
| 1 | 45 | 38 | 5 | 2 | 40 | 35 | 3 | 2 |
| 4 | 51 | 45 | 4 | 2 | 41 | 37 | 1 | 3 |
| 3 | 26 | 24 | 1 | 1 | 24 | 21 | – | 3 |
| 1 | 25 | 21 | 3 | 1 | 17 | 16 | 1 | – |
| 2 | 48 | 46 | – | 2 | 33 | 31 | – | 2 |
| 2 | 23 | 22 | – | 1 | 20 | 19 | – | 1 |
| – | 25 | 24 | – | 1 | 13 | 12 | – | 1 |
| 2 | 75 | 61 | 10 | 4 | 80 | 66 | 11 | 3 |
| – | 40 | 33 | 6 | 1 | 33 | 28 | 3 | 2 |
| 2 | 35 | 28 | 4 | 3 | 47 | 38 | 8 | 1 |
| 4 | 96 | 88 | 6 | 2 | 63 | 56 | 1 | 6 |
| 2 | 43 | 38 | 3 | 2 | 35 | 31 | – | 4 |
| 2 | 53 | 50 | 3 | – | 28 | 25 | 1 | 2 |
| 3 | 58 | 52 | 4 | 2 | 62 | 57 | 4 | 1 |
| 1 | 36 | 31 | 3 | 2 | 41 | 37 | 3 | 1 |
| 2 | 22 | 21 | 1 | – | 21 | 20 | 1 | – |
| – | 106 | 96 | 7 | 3 | 82 | 76 | 3 | 3 |
| – | 56 | 50 | 4 | 2 | 49 | 47 | 1 | 1 |
| – | 50 | 46 | 3 | 1 | 33 | 29 | 2 | 2 |
| 19 | 665 | 588 | 59 | 18 | 483 | 430 | 41 | 12 |
| 9 | 339 | 304 | 27 | 8 | 255 | 226 | 22 | 7 |
| 10 | 326 | 284 | 32 | 10 | 228 | 204 | 19 | 5 |
| 24 | 125 | 94 | 6 | 25 | 120 | 93 | 2 | 25 |
| 18 | 71 | 52 | 3 | 16 | 61 | 45 | 1 | 15 |
| 6 | 54 | 42 | 3 | 9 | 59 | 48 | 1 | 10 |
| 10 | 72 | 58 | 11 | 3 | 77 | 63 | 12 | 2 |
| 8 | 34 | 27 | 5 | 2 | 43 | 36 | 5 | 2 |
| 2 | 38 | 31 | 6 | 1 | 34 | 27 | 7 | – |

Note: Based on Resident Registration Address

Table IV-3

Statistics on Comprehensive Diagnoses Based on Health

| Division | | (Total) | | | | In 2014 | | |
|-------------------------------|-----|---------|---------|---------|------------------------------|---------|--------|---------|
| | | Total | Good | Caution | Requires Detailed Assessment | Total | Good | Caution |
| Uljin-gun | S.T | 1,147 | 1,110 | 14 | 23 | 168 | 164 | 2 |
| | M | 594 | 572 | 10 | 12 | 89 | 87 | 1 |
| | F | 553 | 538 | 4 | 11 | 79 | 77 | 1 |
| Ulleung-gun | S.T | 195 | 176 | 12 | 7 | 37 | 33 | 4 |
| | M | 104 | 91 | 8 | 5 | 22 | 19 | 3 |
| | F | 91 | 85 | 4 | 2 | 15 | 14 | 1 |
| Gyeongnam | S.T | 126,201 | 114,082 | 8,293 | 3,826 | 20,926 | 19,400 | 1,197 |
| | M | 65,182 | 58,483 | 4,497 | 2,202 | 10,875 | 10,048 | 637 |
| | F | 61,019 | 55,599 | 3,796 | 1,624 | 10,051 | 9,352 | 560 |
| Changwon-si Uichang-gu | S.T | 7,879 | 7,078 | 592 | 209 | 1,378 | 1,247 | 106 |
| | M | 4,051 | 3,620 | 309 | 122 | 710 | 645 | 52 |
| | F | 3,828 | 3,458 | 283 | 87 | 668 | 602 | 54 |
| Changwon-si Seongsan-gu | S.T | 9,858 | 7,814 | 1,726 | 318 | 1,723 | 1,373 | 309 |
| | M | 5,035 | 3,967 | 879 | 189 | 867 | 687 | 149 |
| | F | 4,823 | 3,847 | 847 | 129 | 856 | 686 | 160 |
| Changwon-si Masanhappo-gu | S.T | 5,250 | 4,740 | 389 | 121 | 931 | 865 | 56 |
| | M | 2,679 | 2,400 | 204 | 75 | 486 | 448 | 32 |
| | F | 2,571 | 2,340 | 185 | 46 | 445 | 417 | 24 |
| Changwon-si MasanHoewon-gu | S.T | 7,417 | 6,855 | 422 | 140 | 1,223 | 1,155 | 54 |
| | M | 3,892 | 3,574 | 232 | 86 | 642 | 606 | 29 |
| | F | 3,525 | 3,281 | 190 | 54 | 581 | 549 | 25 |
| Changwon-si Jinhae-gu | S.T | 10,100 | 9,179 | 762 | 159 | 1,740 | 1,626 | 100 |
| | M | 5,245 | 4,703 | 446 | 96 | 929 | 858 | 62 |
| | F | 4,855 | 4,476 | 316 | 63 | 811 | 768 | 38 |
| Jinju-si | S.T | 11,022 | 10,385 | 459 | 178 | 2,022 | 1,944 | 63 |
| | M | 5,780 | 5,409 | 267 | 104 | 1,037 | 993 | 37 |
| | F | 5,242 | 4,976 | 192 | 74 | 985 | 951 | 26 |
| Tongyeong-si | S.T | 5,557 | 4,789 | 524 | 244 | 897 | 815 | 59 |
| | M | 2,885 | 2,447 | 294 | 144 | 479 | 435 | 31 |
| | F | 2,672 | 2,342 | 230 | 100 | 418 | 380 | 28 |
| Sacheon-si | S.T | 5,216 | 4,636 | 287 | 293 | 710 | 675 | 23 |
| | M | 2,735 | 2,418 | 147 | 170 | 376 | 359 | 12 |
| | F | 2,481 | 2,218 | 140 | 123 | 334 | 316 | 11 |
| Gimhae-si | S.T | 23,524 | 21,859 | 938 | 727 | 3,815 | 3,634 | 131 |
| | M | 11,966 | 11,069 | 494 | 403 | 1,927 | 1,837 | 65 |
| | F | 11,558 | 10,790 | 444 | 324 | 1,888 | 1,797 | 66 |
| Miryang-si | S.T | 2,855 | 2,806 | 21 | 28 | 390 | 386 | 3 |
| | M | 1,488 | 1,466 | 7 | 15 | 202 | 200 | 1 |
| | F | 1,367 | 1,340 | 14 | 13 | 188 | 186 | 2 |
| Geoje-si | S.T | 13,827 | 11,869 | 1,161 | 797 | 2,385 | 2,130 | 177 |
| | M | 7,206 | 6,101 | 648 | 457 | 1,284 | 1,125 | 109 |
| | F | 6,621 | 5,768 | 513 | 340 | 1,101 | 1,005 | 68 |

aX

X

Screenings for Infants and by District and Gender <Cont'd>

XX a
(Unit : Person)

| months) | qçij X9~12 months) | | | | i pçijl X18~24 months) | | | |
|------------------------------------|--------------------|---------------|--------------|------------------------------------|------------------------|---------------|--------------|------------------------------------|
| Requires Detailed Assessment | Total | Good | Caution | Requires Detailed Assessment | Total | Good | Caution | Requires Detailed Assessment |
| 2 | 162 | 156 | 4 | 2 | 162 | 155 | 3 | 4 |
| 1 | 79 | 77 | 1 | 1 | 74 | 69 | 3 | 2 |
| 1 | 83 | 79 | 3 | 1 | 88 | 86 | – | 2 |
| – | 25 | 23 | – | 2 | 19 | 18 | – | 1 |
| – | 16 | 14 | – | 2 | 10 | 10 | – | – |
| – | 9 | 9 | – | – | 9 | 8 | – | 1 |
| 329 | 19,683 | 17,925 | 1,351 | 407 | 21,976 | 20,039 | 1,432 | 505 |
| 190 | 10,182 | 9,213 | 734 | 235 | 11,422 | 10,338 | 796 | 288 |
| 139 | 9,501 | 8,712 | 617 | 172 | 10,554 | 9,701 | 636 | 217 |
| 25 | 1,258 | 1,135 | 101 | 22 | 1,383 | 1,247 | 112 | 24 |
| 13 | 657 | 587 | 56 | 14 | 707 | 633 | 61 | 13 |
| 12 | 601 | 548 | 45 | 8 | 676 | 614 | 51 | 11 |
| 41 | 1,685 | 1,318 | 338 | 29 | 1,795 | 1,425 | 328 | 42 |
| 31 | 839 | 648 | 176 | 15 | 922 | 729 | 171 | 22 |
| 10 | 846 | 670 | 162 | 14 | 873 | 696 | 157 | 20 |
| 10 | 897 | 812 | 75 | 10 | 948 | 867 | 71 | 10 |
| 6 | 468 | 419 | 43 | 6 | 481 | 443 | 31 | 7 |
| 4 | 429 | 393 | 32 | 4 | 467 | 424 | 40 | 3 |
| 14 | 1,182 | 1,096 | 69 | 17 | 1,297 | 1,220 | 64 | 13 |
| 7 | 637 | 594 | 35 | 8 | 684 | 642 | 35 | 7 |
| 7 | 545 | 502 | 34 | 9 | 613 | 578 | 29 | 6 |
| 14 | 1,575 | 1,450 | 113 | 12 | 1,757 | 1,623 | 111 | 23 |
| 9 | 820 | 745 | 70 | 5 | 938 | 861 | 66 | 11 |
| 5 | 755 | 705 | 43 | 7 | 819 | 762 | 45 | 12 |
| 15 | 1,770 | 1,663 | 80 | 27 | 1,848 | 1,749 | 74 | 25 |
| 7 | 959 | 897 | 42 | 20 | 1,008 | 947 | 50 | 11 |
| 8 | 811 | 766 | 38 | 7 | 840 | 802 | 24 | 14 |
| 23 | 866 | 745 | 92 | 29 | 1,032 | 893 | 107 | 32 |
| 13 | 449 | 389 | 44 | 16 | 533 | 442 | 70 | 21 |
| 10 | 417 | 356 | 48 | 13 | 499 | 451 | 37 | 11 |
| 12 | 754 | 710 | 24 | 20 | 906 | 827 | 55 | 24 |
| 5 | 397 | 370 | 14 | 13 | 472 | 431 | 26 | 15 |
| 7 | 357 | 340 | 10 | 7 | 434 | 396 | 29 | 9 |
| 50 | 3,629 | 3,416 | 140 | 73 | 4,014 | 3,787 | 126 | 101 |
| 25 | 1,823 | 1,713 | 65 | 45 | 2,066 | 1,938 | 74 | 54 |
| 25 | 1,806 | 1,703 | 75 | 28 | 1,948 | 1,849 | 52 | 47 |
| 1 | 373 | 366 | 2 | 5 | 463 | 453 | 6 | 4 |
| 1 | 191 | 188 | 2 | 1 | 237 | 233 | 1 | 3 |
| – | 182 | 178 | – | 4 | 226 | 220 | 5 | 1 |
| 78 | 2,232 | 1,954 | 164 | 114 | 2,463 | 2,115 | 209 | 139 |
| 50 | 1,160 | 994 | 103 | 63 | 1,255 | 1,062 | 111 | 82 |
| 28 | 1,072 | 960 | 61 | 51 | 1,208 | 1,053 | 98 | 57 |

Note: Based on Resident Registration Address

Table IV-3

Statistics on Comprehensive Diagnoses Based on Health

| Division | | 30~36 (30~36 months) | | | | XXXXXXXXXX j l p X42~48 | | |
|-------------------------------|-----|----------------------|--------|---------|------------------------------|-------------------------|--------|---------|
| | | Total | Good | Caution | Requires Detailed Assessment | Total | Good | Caution |
| Uljin-gun | S.T | 200 | 195 | 1 | 4 | 182 | 176 | 3 |
| | M | 101 | 97 | 1 | 3 | 99 | 96 | 3 |
| | F | 99 | 98 | - | 1 | 83 | 80 | - |
| Ulleung-gun | S.T | 30 | 29 | - | 1 | 37 | 33 | 2 |
| | M | 13 | 12 | - | 1 | 25 | 21 | 2 |
| | F | 17 | 17 | - | - | 12 | 12 | - |
| Gyeongnam | S.T | 19,779 | 17,830 | 1,272 | 677 | 17,431 | 15,561 | 1,184 |
| | M | 10,198 | 9,080 | 731 | 387 | 9,008 | 7,963 | 646 |
| | F | 9,581 | 8,750 | 541 | 290 | 8,423 | 7,598 | 538 |
| Changwon-si Uichang-gu | S.T | 1,246 | 1,119 | 97 | 30 | 1,034 | 916 | 78 |
| | M | 622 | 559 | 47 | 16 | 524 | 456 | 46 |
| | F | 624 | 560 | 50 | 14 | 510 | 460 | 32 |
| Changwon-si Seongsan-gu | S.T | 1,478 | 1,174 | 245 | 59 | 1,259 | 966 | 244 |
| | M | 764 | 603 | 128 | 33 | 645 | 490 | 125 |
| | F | 714 | 571 | 117 | 26 | 614 | 476 | 119 |
| Changwon-si Masanhappo-gu | S.T | 801 | 722 | 51 | 28 | 659 | 600 | 43 |
| | M | 394 | 345 | 29 | 20 | 335 | 299 | 26 |
| | F | 407 | 377 | 22 | 8 | 324 | 301 | 17 |
| Changwon-si MasanHoewon-gu | S.T | 1,116 | 1,037 | 59 | 20 | 975 | 893 | 62 |
| | M | 590 | 539 | 38 | 13 | 504 | 457 | 33 |
| | F | 526 | 498 | 21 | 7 | 471 | 436 | 29 |
| Changwon-si Jinhae-gu | S.T | 1,608 | 1,464 | 106 | 38 | 1,376 | 1,233 | 115 |
| | M | 819 | 730 | 61 | 28 | 692 | 617 | 62 |
| | F | 789 | 734 | 45 | 10 | 684 | 616 | 53 |
| Jinju-si | S.T | 1,558 | 1,474 | 56 | 28 | 1,392 | 1,291 | 69 |
| | M | 796 | 750 | 32 | 14 | 750 | 687 | 40 |
| | F | 762 | 724 | 24 | 14 | 642 | 604 | 29 |
| Tongyeong-si | S.T | 908 | 775 | 86 | 47 | 817 | 676 | 83 |
| | M | 495 | 408 | 57 | 30 | 408 | 332 | 44 |
| | F | 413 | 367 | 29 | 17 | 409 | 344 | 39 |
| Sacheon-si | S.T | 857 | 750 | 49 | 58 | 794 | 694 | 46 |
| | M | 432 | 380 | 23 | 29 | 433 | 374 | 25 |
| | F | 425 | 370 | 26 | 29 | 361 | 320 | 21 |
| Gimhae-si | S.T | 3,677 | 3,408 | 153 | 116 | 3,325 | 3,048 | 136 |
| | M | 1,888 | 1,741 | 86 | 61 | 1,702 | 1,542 | 79 |
| | F | 1,789 | 1,667 | 67 | 55 | 1,623 | 1,506 | 57 |
| Miryang-si | S.T | 436 | 431 | 1 | 4 | 447 | 436 | 6 |
| | M | 253 | 251 | - | 2 | 229 | 225 | 1 |
| | F | 183 | 180 | 1 | 2 | 218 | 211 | 5 |
| Geoje-si | S.T | 2,366 | 2,032 | 193 | 141 | 1,850 | 1,558 | 170 |
| | M | 1,241 | 1,048 | 115 | 78 | 963 | 804 | 91 |
| | F | 1,125 | 984 | 78 | 63 | 887 | 754 | 79 |

aX

X

Screenings for Infants and by District and Gender <Cont'd>

XX a
(Unit : Person)

| months) | m l n h (54~60 months) | | | | nnz oi X66~71 months) | | | |
|------------------------------------|------------------------|---------------|--------------|------------------------------------|-----------------------|---------------|------------|------------------------------------|
| Requires Detailed Assessment | Total | Good | Caution | Requires Detailed Assessment | Total | Good | Caution | Requires Detailed Assessment |
| 3 | 150 | 145 | 1 | 4 | 123 | 119 | – | 4 |
| – | 88 | 84 | 1 | 3 | 64 | 62 | – | 2 |
| 3 | 62 | 61 | – | 1 | 59 | 57 | – | 2 |
| 2 | 32 | 28 | 4 | – | 15 | 12 | 2 | 1 |
| 2 | 11 | 9 | 2 | – | 7 | 6 | 1 | – |
| – | 21 | 19 | 2 | – | 8 | 6 | 1 | 1 |
| 686 | 14,269 | 12,564 | 1,029 | 676 | 12,137 | 10,763 | 828 | 546 |
| 399 | 7,287 | 6,367 | 525 | 395 | 6,210 | 5,474 | 428 | 308 |
| 287 | 6,982 | 6,197 | 504 | 281 | 5,927 | 5,289 | 400 | 238 |
| 40 | 904 | 798 | 64 | 42 | 676 | 616 | 34 | 26 |
| 22 | 469 | 411 | 33 | 25 | 362 | 329 | 14 | 19 |
| 18 | 435 | 387 | 31 | 17 | 314 | 287 | 20 | 7 |
| 49 | 1,005 | 791 | 159 | 55 | 913 | 767 | 103 | 43 |
| 30 | 514 | 402 | 80 | 32 | 484 | 408 | 50 | 26 |
| 19 | 491 | 389 | 79 | 23 | 429 | 359 | 53 | 17 |
| 16 | 555 | 486 | 43 | 26 | 459 | 388 | 50 | 21 |
| 10 | 283 | 250 | 16 | 17 | 232 | 196 | 27 | 9 |
| 6 | 272 | 236 | 27 | 9 | 227 | 192 | 23 | 12 |
| 20 | 828 | 738 | 66 | 24 | 796 | 716 | 48 | 32 |
| 14 | 436 | 380 | 39 | 17 | 399 | 356 | 23 | 20 |
| 6 | 392 | 358 | 27 | 7 | 397 | 360 | 25 | 12 |
| 28 | 1,116 | 986 | 104 | 26 | 928 | 797 | 113 | 18 |
| 13 | 538 | 463 | 56 | 19 | 509 | 429 | 69 | 11 |
| 15 | 578 | 523 | 48 | 7 | 419 | 368 | 44 | 7 |
| 32 | 1,216 | 1,134 | 59 | 23 | 1,216 | 1,130 | 58 | 28 |
| 23 | 606 | 557 | 35 | 14 | 624 | 578 | 31 | 15 |
| 9 | 610 | 577 | 24 | 9 | 592 | 552 | 27 | 13 |
| 58 | 578 | 497 | 57 | 24 | 459 | 388 | 40 | 31 |
| 32 | 297 | 256 | 24 | 17 | 224 | 185 | 24 | 15 |
| 26 | 281 | 241 | 33 | 7 | 235 | 203 | 16 | 16 |
| 54 | 636 | 504 | 46 | 86 | 559 | 476 | 44 | 39 |
| 34 | 325 | 253 | 24 | 48 | 300 | 251 | 23 | 26 |
| 20 | 311 | 251 | 22 | 38 | 259 | 225 | 21 | 13 |
| 141 | 2,746 | 2,470 | 142 | 134 | 2,318 | 2,096 | 110 | 112 |
| 81 | 1,423 | 1,281 | 68 | 74 | 1,137 | 1,017 | 57 | 63 |
| 60 | 1,323 | 1,189 | 74 | 60 | 1,181 | 1,079 | 53 | 49 |
| 5 | 386 | 381 | 1 | 4 | 360 | 353 | 2 | 5 |
| 3 | 194 | 191 | 1 | 2 | 182 | 178 | 1 | 3 |
| 2 | 192 | 190 | – | 2 | 178 | 175 | 1 | 2 |
| 122 | 1,453 | 1,201 | 144 | 108 | 1,078 | 879 | 104 | 95 |
| 68 | 733 | 605 | 69 | 59 | 570 | 463 | 50 | 57 |
| 54 | 720 | 596 | 75 | 49 | 508 | 416 | 54 | 38 |

Note: Based on Resident Registration Address

Table IV-3

Statistics on Comprehensive Diagnoses Based on Health

| Division | | (Total) | | | | l ç n X4~6 | | |
|-----------------|-----|---------------|---------------|--------------|------------------------------|--------------|--------------|------------|
| | | Total | Good | Caution | Requires Detailed Assessment | Total | Good | Caution |
| Yangsan-si | S.T | 11,794 | 11,033 | 450 | 311 | 2,062 | 1,969 | 71 |
| | M | 6,053 | 5,639 | 245 | 169 | 1,064 | 1,021 | 33 |
| | F | 5,741 | 5,394 | 205 | 142 | 998 | 948 | 38 |
| Uiryeong-gun | S.T | 633 | 575 | 40 | 18 | 109 | 105 | 2 |
| | M | 322 | 286 | 28 | 8 | 56 | 53 | 2 |
| | F | 311 | 289 | 12 | 10 | 53 | 52 | - |
| Haman-gun | S.T | 2,207 | 2,036 | 95 | 76 | 300 | 280 | 13 |
| | M | 1,106 | 1,008 | 53 | 45 | 145 | 130 | 11 |
| | F | 1,101 | 1,028 | 42 | 31 | 155 | 150 | 2 |
| Changnyeong-gun | S.T | 1,258 | 1,160 | 70 | 28 | 181 | 171 | 7 |
| | M | 672 | 618 | 40 | 14 | 102 | 96 | 3 |
| | F | 586 | 542 | 30 | 14 | 79 | 75 | 4 |
| Goseong-gun | S.T | 1,338 | 1,258 | 53 | 27 | 209 | 197 | 8 |
| | M | 694 | 646 | 34 | 14 | 99 | 94 | 4 |
| | F | 644 | 612 | 19 | 13 | 110 | 103 | 4 |
| Namhae-gun | S.T | 913 | 840 | 41 | 32 | 96 | 94 | 1 |
| | M | 480 | 447 | 17 | 16 | 57 | 56 | - |
| | F | 433 | 393 | 24 | 16 | 39 | 38 | 1 |
| Hadong-gun | S.T | 1,038 | 972 | 38 | 28 | 144 | 139 | 2 |
| | M | 532 | 491 | 21 | 20 | 81 | 77 | 1 |
| | F | 506 | 481 | 17 | 8 | 63 | 62 | 1 |
| Sancheong-gun | S.T | 753 | 730 | 13 | 10 | 112 | 110 | 1 |
| | M | 412 | 398 | 9 | 5 | 67 | 66 | 1 |
| | F | 341 | 332 | 4 | 5 | 45 | 44 | - |
| Hamyang-gun | S.T | 964 | 891 | 58 | 15 | 110 | 106 | 3 |
| | M | 504 | 466 | 29 | 9 | 60 | 59 | 1 |
| | F | 460 | 425 | 29 | 6 | 50 | 47 | 2 |
| Geochang-gun | S.T | 1,936 | 1,765 | 123 | 48 | 278 | 273 | 4 |
| | M | 1,005 | 897 | 79 | 29 | 148 | 147 | 1 |
| | F | 931 | 868 | 44 | 19 | 130 | 126 | 3 |
| Hapcheon-gun | S.T | 862 | 812 | 31 | 19 | 111 | 106 | 4 |
| | M | 440 | 413 | 15 | 12 | 57 | 56 | 1 |
| | F | 422 | 399 | 16 | 7 | 54 | 50 | 3 |
| Jeju | S.T | 23,769 | 21,889 | 1,064 | 816 | 3,172 | 3,024 | 106 |
| | M | 12,174 | 11,139 | 569 | 466 | 1,643 | 1,573 | 51 |
| | F | 11,595 | 10,750 | 495 | 350 | 1,529 | 1,451 | 55 |
| Jeju-si | S.T | 17,935 | 16,767 | 597 | 571 | 2,482 | 2,391 | 66 |
| | M | 9,179 | 8,531 | 332 | 316 | 1,280 | 1,238 | 33 |
| | F | 8,756 | 8,236 | 265 | 255 | 1,202 | 1,153 | 33 |
| Seogwipo-si | S.T | 5,834 | 5,122 | 467 | 245 | 690 | 633 | 40 |
| | M | 2,995 | 2,608 | 237 | 150 | 363 | 335 | 18 |
| | F | 2,839 | 2,514 | 230 | 95 | 327 | 298 | 22 |

aX

X

Screenings for Infants and by District and Gender <Cont'd>

(Unit : Person)

| months) | qçlj X9~12 months) | | | | i pçjl X18~24 months) | | | |
|------------------------------------|--------------------|--------------|------------|------------------------------------|-----------------------|--------------|------------|------------------------------------|
| Requires Detailed Assessment | Total | Good | Caution | Requires Detailed Assessment | Total | Good | Caution | Requires Detailed Assessment |
| 22 | 1,879 | 1,789 | 64 | 26 | 2,015 | 1,909 | 76 | 30 |
| 10 | 964 | 914 | 33 | 17 | 1,031 | 972 | 43 | 16 |
| 12 | 915 | 875 | 31 | 9 | 984 | 937 | 33 | 14 |
| 2 | 96 | 93 | 2 | 1 | 119 | 108 | 9 | 2 |
| 1 | 46 | 44 | 2 | – | 64 | 58 | 5 | 1 |
| 1 | 50 | 49 | – | 1 | 55 | 50 | 4 | 1 |
| 7 | 265 | 245 | 18 | 2 | 376 | 354 | 12 | 10 |
| 4 | 128 | 117 | 11 | – | 194 | 181 | 6 | 7 |
| 3 | 137 | 128 | 7 | 2 | 182 | 173 | 6 | 3 |
| 3 | 171 | 164 | 5 | 2 | 231 | 218 | 12 | 1 |
| 3 | 90 | 89 | 1 | – | 124 | 115 | 9 | – |
| – | 81 | 75 | 4 | 2 | 107 | 103 | 3 | 1 |
| 4 | 218 | 205 | 10 | 3 | 254 | 239 | 11 | 4 |
| 1 | 122 | 113 | 8 | 1 | 117 | 104 | 9 | 4 |
| 3 | 96 | 92 | 2 | 2 | 137 | 135 | 2 | – |
| 1 | 109 | 102 | 6 | 1 | 164 | 157 | 4 | 3 |
| 1 | 56 | 56 | – | – | 89 | 84 | 3 | 2 |
| – | 53 | 46 | 6 | 1 | 75 | 73 | 1 | 1 |
| 3 | 122 | 112 | 9 | 1 | 201 | 187 | 7 | 7 |
| 3 | 62 | 55 | 6 | 1 | 112 | 103 | 4 | 5 |
| – | 60 | 57 | 3 | – | 89 | 84 | 3 | 2 |
| 1 | 118 | 111 | 6 | 1 | 117 | 115 | – | 2 |
| – | 72 | 66 | 5 | 1 | 61 | 61 | – | – |
| 1 | 46 | 45 | 1 | – | 56 | 54 | – | 2 |
| 1 | 119 | 111 | 7 | 1 | 175 | 161 | 12 | 2 |
| – | 59 | 55 | 3 | 1 | 101 | 94 | 6 | 1 |
| 1 | 60 | 56 | 4 | – | 74 | 67 | 6 | 1 |
| 1 | 243 | 217 | 18 | 8 | 295 | 270 | 22 | 3 |
| – | 126 | 107 | 13 | 6 | 162 | 146 | 13 | 3 |
| 1 | 117 | 110 | 5 | 2 | 133 | 124 | 9 | – |
| 1 | 122 | 111 | 8 | 3 | 123 | 115 | 4 | 4 |
| – | 57 | 53 | 2 | 2 | 64 | 59 | 2 | 3 |
| 1 | 65 | 58 | 6 | 1 | 59 | 56 | 2 | 1 |
| 42 | 3,054 | 2,878 | 115 | 61 | 4,056 | 3,812 | 152 | 92 |
| 19 | 1,571 | 1,475 | 62 | 34 | 2,104 | 1,961 | 95 | 48 |
| 23 | 1,483 | 1,403 | 53 | 27 | 1,952 | 1,851 | 57 | 44 |
| 25 | 2,336 | 2,222 | 66 | 48 | 3,011 | 2,856 | 86 | 69 |
| 9 | 1,195 | 1,134 | 37 | 24 | 1,549 | 1,463 | 50 | 36 |
| 16 | 1,141 | 1,088 | 29 | 24 | 1,462 | 1,393 | 36 | 33 |
| 17 | 718 | 656 | 49 | 13 | 1,045 | 956 | 66 | 23 |
| 10 | 376 | 341 | 25 | 10 | 555 | 498 | 45 | 12 |
| 7 | 342 | 315 | 24 | 3 | 490 | 458 | 21 | 11 |

Note: Based on Resident Registration Address

Table IV-3

Statistics on Comprehensive Diagnoses Based on Health

| Division | | 30~36 (30~36 months) | | | | XXXXXXXXXX j l p X42~48 | | |
|-----------------|-----|----------------------|--------------|------------|------------------------------|-------------------------|--------------|------------|
| | | Total | Good | Caution | Requires Detailed Assessment | Total | Good | Caution |
| Yangsan-si | S.T | 1,766 | 1,634 | 73 | 59 | 1,666 | 1,544 | 60 |
| | M | 899 | 823 | 44 | 32 | 859 | 787 | 36 |
| | F | 867 | 811 | 29 | 27 | 807 | 757 | 24 |
| Uiryeong-gun | S.T | 99 | 86 | 11 | 2 | 93 | 84 | 7 |
| | M | 55 | 46 | 7 | 2 | 45 | 40 | 4 |
| | F | 44 | 40 | 4 | - | 48 | 44 | 3 |
| Haman-gun | S.T | 387 | 368 | 10 | 9 | 345 | 315 | 12 |
| | M | 207 | 196 | 5 | 6 | 163 | 153 | 5 |
| | F | 180 | 172 | 5 | 3 | 182 | 162 | 7 |
| Changnyeong-gun | S.T | 198 | 179 | 14 | 5 | 193 | 176 | 10 |
| | M | 100 | 88 | 10 | 2 | 106 | 97 | 5 |
| | F | 98 | 91 | 4 | 3 | 87 | 79 | 5 |
| Goseong-gun | S.T | 229 | 214 | 10 | 5 | 211 | 202 | 6 |
| | M | 121 | 110 | 7 | 4 | 120 | 115 | 3 |
| | F | 108 | 104 | 3 | 1 | 91 | 87 | 3 |
| Namhae-gun | S.T | 152 | 134 | 8 | 10 | 140 | 132 | 4 |
| | M | 77 | 66 | 6 | 5 | 81 | 76 | 2 |
| | F | 75 | 68 | 2 | 5 | 59 | 56 | 2 |
| Hadong-gun | S.T | 172 | 162 | 7 | 3 | 146 | 132 | 6 |
| | M | 79 | 74 | 3 | 2 | 75 | 68 | 3 |
| | F | 93 | 88 | 4 | 1 | 71 | 64 | 3 |
| Sancheong-gun | S.T | 117 | 114 | 1 | 2 | 92 | 88 | 2 |
| | M | 65 | 64 | - | 1 | 49 | 47 | - |
| | F | 52 | 50 | 1 | 1 | 43 | 41 | 2 |
| Hamyang-gun | S.T | 164 | 155 | 6 | 3 | 160 | 144 | 12 |
| | M | 76 | 71 | 4 | 1 | 79 | 68 | 7 |
| | F | 88 | 84 | 2 | 2 | 81 | 76 | 5 |
| Geochang-gun | S.T | 294 | 257 | 29 | 8 | 296 | 277 | 11 |
| | M | 148 | 118 | 24 | 6 | 158 | 146 | 7 |
| | F | 146 | 139 | 5 | 2 | 138 | 131 | 4 |
| Hapcheon-gun | S.T | 150 | 141 | 7 | 2 | 161 | 156 | 2 |
| | M | 77 | 70 | 5 | 2 | 88 | 83 | 2 |
| | F | 73 | 71 | 2 | - | 73 | 73 | - |
| Jeju | S.T | 3,747 | 3,467 | 151 | 129 | 3,620 | 3,283 | 185 |
| | M | 1,907 | 1,735 | 94 | 78 | 1,830 | 1,641 | 101 |
| | F | 1,840 | 1,732 | 57 | 51 | 1,790 | 1,642 | 84 |
| Jeju-si | S.T | 2,822 | 2,660 | 79 | 83 | 2,718 | 2,509 | 109 |
| | M | 1,443 | 1,337 | 57 | 49 | 1,379 | 1,258 | 61 |
| | F | 1,379 | 1,323 | 22 | 34 | 1,339 | 1,251 | 48 |
| Seogwipo-si | S.T | 925 | 807 | 72 | 46 | 902 | 774 | 76 |
| | M | 464 | 398 | 37 | 29 | 451 | 383 | 40 |
| | F | 461 | 409 | 35 | 17 | 451 | 391 | 36 |

aX

X

Screenings for Infants and by District and Gender <Cont'd>

(Unit : Person)

| months) | m l n h (54~60 months) | | | | nnz oi X66~71 months) | | | |
|------------------------------------|------------------------|--------------|------------|------------------------------------|-----------------------|--------------|------------|------------------------------------|
| Requires Detailed Assessment | Total | Good | Caution | Requires Detailed Assessment | Total | Good | Caution | Requires Detailed Assessment |
| 62 | 1,293 | 1,174 | 55 | 64 | 1,113 | 1,014 | 51 | 48 |
| 36 | 668 | 602 | 33 | 33 | 568 | 520 | 23 | 25 |
| 26 | 625 | 572 | 22 | 31 | 545 | 494 | 28 | 23 |
| 2 | 75 | 64 | 7 | 4 | 42 | 35 | 2 | 5 |
| 1 | 37 | 28 | 7 | 2 | 19 | 17 | 1 | 1 |
| 1 | 38 | 36 | - | 2 | 23 | 18 | 1 | 4 |
| 18 | 291 | 261 | 15 | 15 | 243 | 213 | 15 | 15 |
| 5 | 154 | 135 | 7 | 12 | 115 | 96 | 8 | 11 |
| 13 | 137 | 126 | 8 | 3 | 128 | 117 | 7 | 4 |
| 7 | 157 | 140 | 12 | 5 | 127 | 112 | 10 | 5 |
| 4 | 79 | 70 | 6 | 3 | 71 | 63 | 6 | 2 |
| 3 | 78 | 70 | 6 | 2 | 56 | 49 | 4 | 3 |
| 3 | 120 | 113 | 5 | 2 | 97 | 88 | 3 | 6 |
| 2 | 65 | 63 | 2 | - | 50 | 47 | 1 | 2 |
| 1 | 55 | 50 | 3 | 2 | 47 | 41 | 2 | 4 |
| 4 | 137 | 119 | 10 | 8 | 115 | 102 | 8 | 5 |
| 3 | 63 | 54 | 4 | 5 | 57 | 55 | 2 | - |
| 1 | 74 | 65 | 6 | 3 | 58 | 47 | 6 | 5 |
| 8 | 139 | 129 | 6 | 4 | 114 | 111 | 1 | 2 |
| 4 | 65 | 59 | 3 | 3 | 58 | 55 | 1 | 2 |
| 4 | 74 | 70 | 3 | 1 | 56 | 56 | - | - |
| 2 | 108 | 104 | 2 | 2 | 89 | 88 | 1 | - |
| 2 | 58 | 55 | 2 | 1 | 40 | 39 | 1 | - |
| - | 50 | 49 | - | 1 | 49 | 49 | - | - |
| 4 | 134 | 121 | 11 | 2 | 102 | 93 | 7 | 2 |
| 4 | 77 | 70 | 5 | 2 | 52 | 49 | 3 | - |
| - | 57 | 51 | 6 | - | 50 | 44 | 4 | 2 |
| 8 | 275 | 243 | 17 | 15 | 255 | 228 | 22 | 5 |
| 5 | 141 | 123 | 10 | 8 | 122 | 110 | 11 | 1 |
| 3 | 134 | 120 | 7 | 7 | 133 | 118 | 11 | 4 |
| 3 | 117 | 110 | 4 | 3 | 78 | 73 | 2 | 3 |
| 3 | 62 | 59 | 1 | 2 | 35 | 33 | 2 | - |
| - | 55 | 51 | 3 | 1 | 43 | 40 | - | 3 |
| 152 | 3,513 | 3,105 | 227 | 181 | 2,607 | 2,320 | 128 | 159 |
| 88 | 1,795 | 1,583 | 110 | 102 | 1,324 | 1,171 | 56 | 97 |
| 64 | 1,718 | 1,522 | 117 | 79 | 1,283 | 1,149 | 72 | 62 |
| 100 | 2,648 | 2,380 | 138 | 130 | 1,918 | 1,749 | 53 | 116 |
| 60 | 1,369 | 1,231 | 69 | 69 | 964 | 870 | 25 | 69 |
| 40 | 1,279 | 1,149 | 69 | 61 | 954 | 879 | 28 | 47 |
| 52 | 865 | 725 | 89 | 51 | 689 | 571 | 75 | 43 |
| 28 | 426 | 352 | 41 | 33 | 360 | 301 | 31 | 28 |
| 24 | 439 | 373 | 48 | 18 | 329 | 270 | 44 | 15 |

Note: Based on Resident Registration Address

제 5 편

구 강 검 진



제 5 편

구강검진




Table V-1

Statistics on Eligible Beneficiaries of Dental Screening and Number of Examinees by Province and Gender

XX a / (Unit : Person)

| Division | | General Health Screening | | Life Turning Point Health Examination | | Health Screenings for Infants | |
|--------------|--------------|--------------------------------|----------------------------|---------------------------------------|----------------------------|--------------------------------|----------------------------|
| | | Number of Eligible Individuals | Number of Actual Examinees | Number of Eligible Individuals | Number of Actual Examinees | Number of Eligible Individuals | Number of Actual Examinees |
| | Total | 15,673,188 | 4,473,069 | 1,052,728 | 274,225 | 1,395,495 | 316,825 |
| Total | M | 8,456,805 | 2,695,478 | 525,568 | 143,297 | 719,423 | 161,510 |
| | F | 7,216,383 | 1,777,591 | 527,160 | 130,928 | 676,072 | 155,315 |
| XXXXXX | S.T | 2,999,752 | 890,186 | 218,411 | 59,826 | 254,759 | 54,113 |
| Seoul | M | 1,534,252 | 485,705 | 106,847 | 29,640 | 130,943 | 27,452 |
| | F | 1,465,500 | 404,481 | 111,564 | 30,186 | 123,816 | 26,661 |
| XXXXXX | S.T | 1,108,347 | 321,689 | 71,742 | 20,113 | 77,926 | 20,982 |
| Busan | M | 584,030 | 182,641 | 35,468 | 9,844 | 40,057 | 10,582 |
| | F | 524,317 | 139,048 | 36,274 | 10,269 | 37,869 | 10,400 |
| XXXXXX | S.T | 760,253 | 161,846 | 50,456 | 10,437 | 61,322 | 11,836 |
| Daegu | M | 402,440 | 90,886 | 24,420 | 4,935 | 31,757 | 6,136 |
| | F | 357,813 | 70,960 | 26,036 | 5,502 | 29,565 | 5,700 |
| XXXXXX | S.T | 843,069 | 314,092 | 56,659 | 18,251 | 79,225 | 14,915 |
| Incheon | M | 463,796 | 190,353 | 28,344 | 9,519 | 40,736 | 7,656 |
| | F | 379,273 | 123,739 | 28,315 | 8,732 | 38,489 | 7,259 |
| XXXXXX | S.T | 419,599 | 120,363 | 29,878 | 8,125 | 42,908 | 9,276 |
| Gwangju | M | 222,705 | 68,090 | 14,619 | 3,986 | 22,247 | 4,687 |
| | F | 196,894 | 52,273 | 15,259 | 4,139 | 20,661 | 4,589 |
| XXXXXX | S.T | 459,276 | 168,676 | 30,707 | 11,015 | 44,195 | 9,863 |
| Daejeon | M | 246,042 | 98,534 | 15,250 | 5,587 | 22,735 | 4,958 |
| | F | 213,234 | 70,142 | 15,457 | 5,428 | 21,460 | 4,905 |
| XXXXXX | S.T | 387,315 | 190,090 | 22,670 | 9,036 | 34,311 | 7,060 |
| Ulsan | M | 234,865 | 137,304 | 11,307 | 5,395 | 17,894 | 3,606 |
| | F | 152,450 | 52,786 | 11,363 | 3,641 | 16,417 | 3,454 |
| XXXXXX | S.T | 33,626 | 10,315 | 1,864 | 478 | 2,776 | 941 |
| Sejong | M | 18,751 | 6,535 | 992 | 292 | 1,379 | 465 |
| | F | 14,875 | 3,780 | 872 | 186 | 1,397 | 476 |
| XXXXXX | S.T | 3,603,418 | 1,043,190 | 256,403 | 65,759 | 378,482 | 88,023 |
| Gyeonggi | M | 1,994,176 | 651,844 | 127,369 | 35,589 | 194,591 | 44,861 |
| | F | 1,609,242 | 391,346 | 129,034 | 30,170 | 183,891 | 43,162 |
| XXXXXX | S.T | 493,533 | 102,110 | 31,954 | 5,760 | 37,874 | 9,518 |
| Gangwon | M | 266,503 | 64,115 | 16,295 | 3,101 | 19,588 | 4,854 |
| | F | 227,030 | 37,995 | 15,659 | 2,659 | 18,286 | 4,664 |
| XXXXXX | S.T | 519,113 | 170,394 | 30,565 | 9,280 | 43,463 | 9,858 |
| Chungbuk | M | 281,543 | 101,212 | 15,624 | 4,879 | 22,541 | 4,976 |
| | F | 237,570 | 69,182 | 14,941 | 4,401 | 20,922 | 4,882 |
| XXXXXX | S.T | 673,527 | 198,534 | 39,498 | 8,991 | 59,458 | 12,499 |
| Chungnam | M | 375,139 | 128,859 | 20,857 | 5,390 | 30,694 | 6,388 |
| | F | 298,388 | 69,675 | 18,641 | 3,601 | 28,764 | 6,111 |
| XXXXXX | S.T | 587,616 | 174,867 | 39,113 | 12,168 | 47,971 | 10,331 |
| Jeonbuk | M | 310,391 | 99,317 | 19,920 | 6,077 | 24,877 | 5,267 |
| | F | 277,225 | 75,550 | 19,193 | 6,091 | 23,094 | 5,064 |
| XXXXXX | S.T | 612,180 | 121,087 | 39,657 | 7,195 | 48,141 | 12,548 |
| Jeonnam | M | 324,925 | 77,325 | 20,245 | 3,895 | 24,916 | 6,460 |
| | F | 287,255 | 43,762 | 19,412 | 3,300 | 23,225 | 6,088 |
| XXXXXX | S.T | 910,540 | 213,901 | 52,534 | 10,270 | 68,103 | 14,692 |
| Gyeongbuk | M | 495,286 | 138,599 | 27,060 | 5,792 | 35,352 | 7,591 |
| | F | 415,254 | 75,302 | 25,474 | 4,478 | 32,751 | 7,101 |
| XXXXXX | S.T | 1,090,469 | 233,811 | 67,909 | 14,536 | 97,191 | 26,037 |
| Gyeongnam | M | 613,601 | 155,632 | 34,624 | 8,062 | 50,188 | 13,351 |
| | F | 476,868 | 78,179 | 33,285 | 6,474 | 47,003 | 12,686 |
| XXXXXX | S.T | 171,555 | 37,918 | 12,708 | 2,985 | 17,390 | 4,333 |
| Jeju | M | 88,360 | 18,527 | 6,327 | 1,314 | 8,928 | 2,220 |
| | F | 83,195 | 19,391 | 6,381 | 1,671 | 8,462 | 2,113 |

XX

X

Note: Based on Resident Registration Address

제 V-2 표

Table V-2

Statistics on Eligible Beneficiaries of Dental Screening and Number of Examinees
by Age and Gender

XX a / (Unit : Person)

| Division | | General Health Screening | | Life Turning Point Health Examination | | Health Screenings for Infants | |
|----------------------|--------------|--------------------------------|----------------------------|---------------------------------------|----------------------------|--------------------------------|----------------------------|
| | | Number of Eligible Individuals | Number of Actual Examinees | Number of Eligible Individuals | Number of Actual Examinees | Number of Eligible Individuals | Number of Actual Examinees |
| Total | Total | 15,673,188 | 4,473,069 | 1,052,728 | 274,225 | 1,395,495 | 316,825 |
| | M | 8,456,805 | 2,695,478 | 525,568 | 143,297 | 719,423 | 161,510 |
| | F | 7,216,383 | 1,777,591 | 527,160 | 130,928 | 676,072 | 155,315 |
| i q | S.T | 28,202 | 16,225 | - | - | 1,395,495 | 316,825 |
| 19 or less | M | 13,038 | 6,666 | - | - | 719,423 | 161,510 |
| | F | 15,164 | 9,559 | - | - | 676,072 | 155,315 |
| j h ₂ j l | S.T | 339,538 | 159,980 | - | - | - | - |
| | M | 146,190 | 76,820 | - | - | - | - |
| | F | 193,348 | 83,160 | - | - | - | - |
| j n ₂ j q | S.T | 1,021,482 | 463,072 | - | - | - | - |
| | M | 557,585 | 279,220 | - | - | - | - |
| | F | 463,897 | 183,852 | - | - | - | - |
| kh ₂ kl | S.T | 1,504,926 | 602,549 | - | - | - | - |
| | M | 975,027 | 431,626 | - | - | - | - |
| | F | 529,899 | 170,923 | - | - | - | - |
| kn ₂ kq | S.T | 1,428,471 | 515,141 | - | - | - | - |
| | M | 973,115 | 378,808 | - | - | - | - |
| | F | 455,356 | 136,333 | - | - | - | - |
| l h ₂ l l | S.T | 1,856,469 | 516,324 | 733,662 | 201,232 | - | - |
| | M | 1,011,322 | 316,042 | 373,717 | 108,803 | - | - |
| | F | 845,147 | 200,282 | 359,945 | 92,429 | - | - |
| l n ₂ l q | S.T | 1,933,691 | 535,805 | - | - | - | - |
| | M | 1,062,949 | 321,417 | - | - | - | - |
| | F | 870,742 | 214,388 | - | - | - | - |
| nh ₂ nl | S.T | 2,466,711 | 632,228 | - | - | - | - |
| | M | 1,275,713 | 346,290 | - | - | - | - |
| | F | 1,190,998 | 285,938 | - | - | - | - |
| nn ₂ nq | S.T | 1,518,465 | 397,025 | - | - | - | - |
| | M | 815,247 | 223,091 | - | - | - | - |
| | F | 703,218 | 173,934 | - | - | - | - |
| nh ₂ nl | S.T | 1,380,069 | 320,652 | - | - | - | - |
| | M | 677,549 | 156,521 | - | - | - | - |
| | F | 702,520 | 164,131 | - | - | - | - |
| nn ₂ nq | S.T | 423,290 | 88,104 | 319,066 | 72,993 | - | - |
| | M | 219,993 | 47,574 | 151,851 | 34,494 | - | - |
| | F | 203,297 | 40,530 | 167,215 | 38,499 | - | - |
| oh ₂ ol | S.T | 929,582 | 155,017 | - | - | - | - |
| | M | 419,138 | 76,547 | - | - | - | - |
| | F | 510,444 | 78,470 | - | - | - | - |
| on ₂ oq | S.T | 413,989 | 47,252 | - | - | - | - |
| | M | 171,053 | 23,246 | - | - | - | - |
| | F | 242,936 | 24,006 | - | - | - | - |
| ph ₂ pl | S.T | 301,827 | 20,461 | - | - | - | - |
| | M | 103,158 | 9,912 | - | - | - | - |
| | F | 198,669 | 10,549 | - | - | - | - |
| pm | S.T | 126,476 | 3,234 | - | - | - | - |
| 85 and over | M | 35,728 | 1,698 | - | - | - | - |
| | F | 90,748 | 1,536 | - | - | - | - |

XX

Note: Based on Age at the End of the Year

Table V-3

Statistics on Comprehensive Dental Screening Diagnoses Based

| Division | | Number of Actual Examinees | X X Healthy teeth and mouth | X X Requires teeth-brushing training | aX X Requires treatment for dental caries (cavities) | aX Requires dental scaling (tartar removal) |
|-----------|-------|----------------------------|-----------------------------------|--|--|--|
| Total | Total | 4,473,069 | 1,193,461 | 738,360 | 981,831 | 2,289,134 |
| | M | 2,695,478 | 648,581 | 436,351 | 628,218 | 1,463,164 |
| | F | 1,777,591 | 544,880 | 302,009 | 353,613 | 825,970 |
| Seoul | S.T | 890,186 | 249,704 | 131,357 | 167,517 | 473,027 |
| | M | 485,705 | 122,065 | 71,418 | 96,774 | 274,936 |
| | F | 404,481 | 127,639 | 59,939 | 70,743 | 198,091 |
| Busan | S.T | 321,689 | 99,893 | 47,650 | 79,416 | 136,265 |
| | M | 182,641 | 49,357 | 26,011 | 48,022 | 83,912 |
| | F | 139,048 | 50,536 | 21,639 | 31,394 | 52,353 |
| Daeau | S.T | 161,846 | 36,917 | 40,373 | 32,190 | 89,607 |
| | M | 90,886 | 20,344 | 22,285 | 19,522 | 51,808 |
| | F | 70,960 | 16,573 | 18,088 | 12,668 | 37,799 |
| Incheon | S.T | 314,092 | 87,148 | 52,912 | 66,251 | 162,076 |
| | M | 190,353 | 45,775 | 32,312 | 42,762 | 107,154 |
| | F | 123,739 | 41,373 | 20,600 | 23,489 | 54,922 |
| Gwanaju | S.T | 120,363 | 22,561 | 24,671 | 26,355 | 72,776 |
| | M | 68,090 | 10,683 | 15,623 | 16,344 | 43,541 |
| | F | 52,273 | 11,878 | 9,048 | 10,011 | 29,235 |
| Daejeon | S.T | 168,676 | 53,646 | 26,266 | 29,010 | 71,625 |
| | M | 98,534 | 27,461 | 15,270 | 18,491 | 45,825 |
| | F | 70,142 | 26,185 | 10,996 | 10,519 | 25,800 |
| Ulsan | S.T | 190,090 | 72,264 | 15,370 | 29,035 | 67,817 |
| | M | 137,304 | 48,656 | 10,380 | 22,821 | 51,207 |
| | F | 52,786 | 23,608 | 4,990 | 6,214 | 16,610 |
| Sejong | S.T | 10,315 | 2,775 | 1,359 | 2,516 | 4,523 |
| | M | 6,535 | 1,558 | 812 | 1,734 | 3,118 |
| | F | 3,780 | 1,217 | 547 | 782 | 1,405 |
| Gyeonggi | S.T | 1,043,190 | 258,939 | 157,329 | 239,385 | 579,173 |
| | M | 651,844 | 148,484 | 90,723 | 156,326 | 382,414 |
| | F | 391,346 | 110,455 | 66,606 | 83,059 | 196,759 |
| Gangwon | S.T | 102,110 | 20,688 | 23,234 | 28,725 | 58,159 |
| | M | 64,115 | 11,572 | 12,856 | 19,077 | 38,995 |
| | F | 37,995 | 9,116 | 10,378 | 9,648 | 19,164 |
| Chunabuk | S.T | 170,394 | 42,880 | 34,032 | 39,956 | 79,628 |
| | M | 101,212 | 23,053 | 19,915 | 24,646 | 49,678 |
| | F | 69,182 | 19,827 | 14,117 | 15,310 | 29,950 |
| Chungnam | S.T | 198,534 | 59,427 | 20,131 | 47,108 | 88,602 |
| | M | 128,859 | 34,546 | 12,773 | 32,548 | 62,050 |
| | F | 69,675 | 24,881 | 7,358 | 14,560 | 26,552 |
| Jeonbuk | S.T | 174,867 | 46,688 | 60,482 | 36,188 | 80,214 |
| | M | 99,317 | 24,089 | 36,275 | 21,526 | 48,619 |
| | F | 75,550 | 22,599 | 24,207 | 14,662 | 31,595 |
| Jeonnam | S.T | 121,087 | 26,868 | 24,895 | 32,332 | 68,436 |
| | M | 77,325 | 16,816 | 15,834 | 20,818 | 44,120 |
| | F | 43,762 | 10,052 | 9,061 | 11,514 | 24,316 |
| Gyeongbuk | S.T | 213,901 | 51,325 | 34,584 | 56,763 | 116,116 |
| | M | 138,599 | 29,774 | 22,593 | 38,745 | 79,067 |
| | F | 75,302 | 21,551 | 11,991 | 18,018 | 37,049 |
| Gyeongnam | S.T | 233,811 | 52,670 | 42,478 | 60,056 | 120,860 |
| | M | 155,632 | 30,643 | 30,498 | 43,259 | 86,041 |
| | F | 78,179 | 22,027 | 11,980 | 16,797 | 34,819 |
| Jeju | S.T | 37,918 | 9,068 | 1,237 | 9,028 | 20,230 |
| | M | 18,527 | 3,705 | 773 | 4,803 | 10,679 |
| | F | 19,391 | 5,363 | 464 | 4,225 | 9,551 |

on General Health Screening by Province and Gender

XX a
(Unit : Person)

| X X a Requires treatment for periodontal disease (Gingivitis) | X X Requires tooth extraction | X X X Requires denture prosthetics | X d Requires repair or re- fabrication of denture prosthetics | X X Requires additional detailed examination of oral soft tissues | Other |
|--|-------------------------------------|--|--|--|----------------|
| 411,250 | 530,444 | 742,954 | 185,215 | 3,955 | 189,255 |
| 276,308 | 375,310 | 491,054 | 95,745 | 2,149 | 112,974 |
| 134,942 | 155,134 | 251,900 | 89,470 | 1,806 | 76,281 |
| 78,350 | 98,660 | 115,027 | 39,966 | 702 | 30,598 |
| 48,468 | 62,815 | 72,521 | 20,106 | 371 | 16,985 |
| 29,882 | 35,845 | 42,506 | 19,860 | 331 | 13,613 |
| 21,874 | 38,189 | 63,118 | 14,741 | 232 | 11,564 |
| 15,116 | 26,071 | 40,047 | 6,997 | 129 | 7,031 |
| 6,758 | 12,118 | 23,071 | 7,744 | 103 | 4,533 |
| 13,466 | 19,808 | 29,403 | 9,081 | 118 | 11,920 |
| 8,780 | 13,271 | 18,255 | 4,813 | 41 | 6,402 |
| 4,686 | 6,537 | 11,148 | 4,268 | 77 | 5,518 |
| 25,186 | 36,036 | 58,322 | 10,626 | 183 | 5,928 |
| 18,350 | 25,851 | 38,460 | 5,970 | 116 | 3,567 |
| 6,836 | 10,185 | 19,862 | 4,656 | 67 | 2,361 |
| 14,488 | 14,454 | 20,497 | 4,457 | 77 | 17,545 |
| 8,738 | 9,962 | 12,853 | 2,273 | 44 | 9,322 |
| 5,750 | 4,492 | 7,644 | 2,184 | 33 | 8,223 |
| 17,654 | 18,009 | 23,984 | 6,692 | 145 | 4,328 |
| 11,870 | 12,777 | 15,660 | 3,329 | 101 | 2,902 |
| 5,784 | 5,232 | 8,324 | 3,363 | 44 | 1,426 |
| 15,520 | 17,996 | 34,284 | 5,196 | 79 | 4,855 |
| 13,355 | 15,208 | 26,833 | 3,357 | 55 | 4,211 |
| 2,165 | 2,788 | 7,451 | 1,839 | 24 | 644 |
| 1,180 | 1,567 | 1,885 | 402 | 16 | 268 |
| 778 | 1,143 | 1,238 | 205 | 10 | 189 |
| 402 | 424 | 647 | 197 | 6 | 79 |
| 96,717 | 125,645 | 157,610 | 47,161 | 987 | 42,011 |
| 64,003 | 91,633 | 107,119 | 23,762 | 488 | 25,946 |
| 32,714 | 34,012 | 50,491 | 23,399 | 499 | 16,065 |
| 11,873 | 13,918 | 23,790 | 4,319 | 96 | 3,129 |
| 7,385 | 10,346 | 15,354 | 2,368 | 45 | 1,823 |
| 4,488 | 3,572 | 8,436 | 1,951 | 51 | 1,306 |
| 18,325 | 22,190 | 33,515 | 7,835 | 139 | 3,994 |
| 12,319 | 15,203 | 21,267 | 4,297 | 69 | 2,521 |
| 6,006 | 6,987 | 12,248 | 3,538 | 70 | 1,473 |
| 17,461 | 30,515 | 33,403 | 5,136 | 260 | 5,278 |
| 12,608 | 22,928 | 22,801 | 2,838 | 198 | 3,703 |
| 4,853 | 7,587 | 10,602 | 2,298 | 62 | 1,575 |
| 20,985 | 16,615 | 26,432 | 6,915 | 282 | 5,122 |
| 14,104 | 11,691 | 16,605 | 3,392 | 145 | 2,684 |
| 6,881 | 4,924 | 9,827 | 3,523 | 137 | 2,438 |
| 11,579 | 15,942 | 24,797 | 4,877 | 163 | 6,538 |
| 7,419 | 11,382 | 16,550 | 2,473 | 79 | 3,938 |
| 4,160 | 4,560 | 8,247 | 2,404 | 84 | 2,600 |
| 19,401 | 29,092 | 38,695 | 8,976 | 343 | 17,157 |
| 13,617 | 21,477 | 26,738 | 4,769 | 174 | 10,531 |
| 5,784 | 7,615 | 11,957 | 4,207 | 169 | 6,626 |
| 23,715 | 28,027 | 51,021 | 7,564 | 126 | 9,216 |
| 17,194 | 21,281 | 34,767 | 4,240 | 81 | 6,120 |
| 6,521 | 6,746 | 16,254 | 3,324 | 45 | 3,096 |
| 3,476 | 3,781 | 7,171 | 1,271 | 7 | 9,804 |
| 2,204 | 2,271 | 3,986 | 556 | 3 | 5,099 |
| 1,272 | 1,510 | 3,185 | 715 | 4 | 4,705 |

Note : 1) Based on Resident Registration Address

2) Includes examinees with overlapping diagnoses within each item

제 V-4 표

Table V-4

Statistics on Comprehensive Dental Screening Diagnoses

| Division | | Number of Actual Examinees | X X Healthy teeth and mouth | X X Requires teeth-brushing training | aX X Requires treatment for dental caries (cavities) | aX Requires dental scaling (tartar removal) |
|--------------------|-------|----------------------------|-----------------------------------|--|---|--|
| Total | Total | 4,473,069 | 1,193,461 | 738,360 | 981,831 | 2,289,134 |
| | M | 2,695,478 | 648,581 | 436,351 | 628,218 | 1,463,164 |
| | F | 1,777,591 | 544,880 | 302,009 | 353,613 | 825,970 |
| i q 19 or less | S.T | 16,225 | 4,678 | 1,419 | 6,239 | 7,536 |
| | M | 6,666 | 1,722 | 666 | 2,490 | 3,321 |
| | F | 9,559 | 2,956 | 753 | 3,749 | 4,215 |
| j h j l | S.T | 159,980 | 49,038 | 13,566 | 52,565 | 74,366 |
| | M | 76,820 | 17,322 | 6,907 | 29,058 | 41,848 |
| | F | 83,160 | 31,716 | 6,659 | 23,507 | 32,518 |
| j n j q | S.T | 463,072 | 139,449 | 45,252 | 136,648 | 229,138 |
| | M | 279,220 | 66,458 | 29,072 | 93,947 | 155,128 |
| | F | 183,852 | 72,991 | 16,180 | 42,701 | 74,010 |
| k h k l | S.T | 602,549 | 172,851 | 69,229 | 166,889 | 315,836 |
| | M | 431,626 | 107,907 | 50,705 | 130,243 | 241,453 |
| | F | 170,923 | 64,944 | 18,524 | 36,646 | 74,383 |
| k n k q | S.T | 515,141 | 143,556 | 70,782 | 126,028 | 279,808 |
| | M | 378,808 | 95,431 | 52,244 | 97,223 | 216,580 |
| | F | 136,333 | 48,125 | 18,538 | 28,805 | 63,228 |
| l h l l | S.T | 516,324 | 136,409 | 90,592 | 111,012 | 281,469 |
| | M | 316,042 | 77,471 | 54,078 | 67,489 | 181,257 |
| | F | 200,282 | 58,938 | 36,514 | 43,523 | 100,212 |
| l n l q | S.T | 535,805 | 136,006 | 99,183 | 104,311 | 287,283 |
| | M | 321,417 | 76,365 | 58,006 | 61,084 | 180,009 |
| | F | 214,388 | 59,641 | 41,177 | 43,227 | 107,274 |
| n h n l | S.T | 632,228 | 152,311 | 128,487 | 114,133 | 332,790 |
| | M | 346,290 | 78,698 | 68,542 | 60,944 | 187,777 |
| | F | 285,938 | 73,613 | 59,945 | 53,189 | 145,013 |
| n n n q | S.T | 397,025 | 97,173 | 82,297 | 64,607 | 199,835 |
| | M | 223,091 | 52,253 | 45,828 | 35,062 | 113,672 |
| | F | 173,934 | 44,920 | 36,469 | 29,545 | 86,163 |
| n h n l | S.T | 320,652 | 77,346 | 71,725 | 51,030 | 155,624 |
| | M | 156,521 | 35,167 | 35,618 | 24,818 | 76,956 |
| | F | 164,131 | 42,179 | 36,107 | 26,212 | 78,668 |
| n n n q | S.T | 88,104 | 22,297 | 18,833 | 13,645 | 39,390 |
| | M | 47,574 | 11,236 | 10,527 | 7,554 | 21,663 |
| | F | 40,530 | 11,061 | 8,306 | 6,091 | 17,727 |
| o h o l | S.T | 155,017 | 41,418 | 33,176 | 24,123 | 62,843 |
| | M | 76,547 | 18,907 | 17,064 | 12,745 | 31,634 |
| | F | 78,470 | 22,511 | 16,112 | 11,378 | 31,209 |
| o n o q | S.T | 47,252 | 13,586 | 9,518 | 7,136 | 16,249 |
| | M | 23,246 | 6,292 | 4,902 | 3,742 | 8,287 |
| | F | 24,006 | 7,294 | 4,616 | 3,394 | 7,962 |
| p h p l | S.T | 20,461 | 6,356 | 3,744 | 3,004 | 6,162 |
| | M | 9,912 | 2,870 | 1,881 | 1,564 | 3,113 |
| | F | 10,549 | 3,486 | 1,863 | 1,440 | 3,049 |
| p m 85 and over | S.T | 3,234 | 987 | 557 | 461 | 805 |
| | M | 1,698 | 482 | 311 | 255 | 466 |
| | F | 1,536 | 505 | 246 | 206 | 339 |

X X aX X
 j aX X X

Based on General Health Screening by Age and Gender

XX a
(Unit : Person)

| X X Requires treatment for periodontal disease (Gingivitis) | X X Requires tooth extraction | X X X Requires denture prosthetics | X d Requires repair or re- fabrication of denture prosthetics | X X Requires additional detailed examination of oral soft tissues | Other |
|--|-------------------------------------|--|--|--|----------------|
| 411,250 | 530,444 | 742,954 | 185,215 | 3,955 | 189,255 |
| 276,308 | 375,310 | 491,054 | 95,745 | 2,149 | 112,974 |
| 134,942 | 155,134 | 251,900 | 89,470 | 1,806 | 76,281 |
| 550 | 2,126 | 1,185 | 171 | 3 | 200 |
| 275 | 1,063 | 423 | 54 | 2 | 55 |
| 275 | 1,063 | 762 | 117 | 1 | 145 |
| 5,494 | 29,780 | 13,822 | 2,371 | 49 | 2,218 |
| 3,604 | 17,926 | 7,864 | 1,080 | 32 | 808 |
| 1,890 | 11,854 | 5,958 | 1,291 | 17 | 1,410 |
| 18,506 | 87,372 | 41,319 | 7,986 | 215 | 7,410 |
| 14,027 | 62,638 | 29,997 | 4,611 | 138 | 3,815 |
| 4,479 | 24,734 | 11,322 | 3,375 | 77 | 3,595 |
| 28,967 | 99,769 | 60,105 | 11,595 | 289 | 14,018 |
| 23,921 | 81,633 | 49,123 | 7,963 | 222 | 9,260 |
| 5,046 | 18,136 | 10,982 | 3,632 | 67 | 4,758 |
| 32,626 | 68,419 | 57,785 | 10,916 | 236 | 16,250 |
| 26,990 | 56,229 | 47,109 | 7,654 | 175 | 11,640 |
| 5,636 | 12,190 | 10,676 | 3,262 | 61 | 4,610 |
| 44,612 | 52,417 | 73,450 | 15,021 | 371 | 25,030 |
| 31,281 | 36,130 | 50,262 | 8,020 | 214 | 15,360 |
| 13,331 | 16,287 | 23,188 | 7,001 | 157 | 9,670 |
| 56,102 | 48,612 | 98,838 | 18,488 | 400 | 28,585 |
| 38,778 | 32,220 | 65,964 | 9,654 | 234 | 17,494 |
| 17,324 | 16,392 | 32,874 | 8,834 | 166 | 11,091 |
| 77,398 | 52,540 | 138,318 | 27,397 | 656 | 37,618 |
| 49,808 | 32,829 | 86,486 | 13,073 | 347 | 21,454 |
| 27,590 | 19,711 | 51,832 | 14,324 | 309 | 16,164 |
| 53,252 | 31,575 | 97,609 | 21,944 | 449 | 23,075 |
| 34,334 | 20,162 | 61,914 | 11,114 | 213 | 13,903 |
| 18,918 | 11,413 | 35,695 | 10,830 | 236 | 9,172 |
| 46,829 | 26,552 | 81,291 | 25,750 | 504 | 18,565 |
| 26,952 | 15,639 | 46,234 | 11,770 | 233 | 10,052 |
| 19,877 | 10,913 | 35,057 | 13,980 | 271 | 8,513 |
| 13,416 | 7,966 | 23,179 | 9,237 | 174 | 4,831 |
| 8,061 | 5,061 | 14,225 | 4,706 | 78 | 2,828 |
| 5,355 | 2,905 | 8,954 | 4,531 | 96 | 2,003 |
| 23,509 | 15,318 | 38,865 | 21,010 | 379 | 8,164 |
| 12,950 | 9,135 | 22,024 | 9,826 | 162 | 4,543 |
| 10,559 | 6,183 | 16,841 | 11,184 | 217 | 3,621 |
| 6,760 | 5,062 | 11,514 | 8,300 | 129 | 2,297 |
| 3,592 | 2,978 | 6,421 | 3,856 | 55 | 1,224 |
| 3,168 | 2,084 | 5,093 | 4,444 | 74 | 1,073 |
| 2,856 | 2,440 | 4,856 | 4,272 | 91 | 871 |
| 1,523 | 1,379 | 2,564 | 1,995 | 40 | 461 |
| 1,333 | 1,061 | 2,292 | 2,277 | 51 | 410 |
| 373 | 496 | 818 | 757 | 10 | 123 |
| 212 | 288 | 444 | 369 | 4 | 77 |
| 161 | 208 | 374 | 388 | 6 | 46 |

Note : 1) Based on Age at the End of the Year

2) Includes examinees with overlapping diagnoses within each item

Table V-5

Statistics on Comprehensive Dental Screening Diagnoses Based on Life

| Division | | Number of Actual Examinees | X Healthy teeth and mouth | X Requires teeth- brushing training | aX X Requires treatment for dental caries (cavities) | aX Requires dental scaling (tartar removal) |
|--------------|--------------|-------------------------------|---------------------------------|---|---|--|
| Total | Total | 201,232 | 52,835 | 38,613 | 47,652 | 112,524 |
| | M | 108,803 | 25,765 | 20,029 | 26,009 | 64,466 |
| | F | 92,429 | 27,070 | 18,584 | 21,643 | 48,058 |
| Seoul | S.T | 41,540 | 12,147 | 6,826 | 8,554 | 23,411 |
| | M | 21,270 | 5,583 | 3,315 | 4,552 | 12,801 |
| | F | 20,270 | 6,564 | 3,511 | 4,002 | 10,610 |
| Busan | S.T | 12,662 | 3,732 | 2,362 | 3,775 | 6,254 |
| | M | 6,239 | 1,541 | 1,160 | 1,936 | 3,355 |
| | F | 6,423 | 2,191 | 1,202 | 1,839 | 2,899 |
| Daegu | S.T | 7,175 | 1,349 | 1,718 | 1,687 | 4,634 |
| | M | 3,449 | 662 | 771 | 813 | 2,245 |
| | F | 3,726 | 687 | 947 | 874 | 2,389 |
| Incheon | S.T | 13,713 | 3,968 | 2,460 | 3,227 | 7,431 |
| | M | 7,363 | 1,766 | 1,325 | 1,782 | 4,436 |
| | F | 6,350 | 2,202 | 1,135 | 1,445 | 2,995 |
| Gwangju | S.T | 5,561 | 1,207 | 1,297 | 1,234 | 3,470 |
| | M | 2,801 | 461 | 698 | 683 | 1,915 |
| | F | 2,760 | 746 | 599 | 551 | 1,555 |
| Daejeon | S.T | 8,381 | 2,885 | 1,407 | 1,473 | 3,789 |
| | M | 4,321 | 1,291 | 687 | 830 | 2,148 |
| | F | 4,060 | 1,594 | 720 | 643 | 1,641 |
| Ulsan | S.T | 7,048 | 2,002 | 982 | 1,246 | 3,481 |
| | M | 4,403 | 1,262 | 581 | 769 | 2,106 |
| | F | 2,645 | 740 | 401 | 477 | 1,375 |
| Sejong | S.T | 359 | 107 | 55 | 91 | 177 |
| | M | 224 | 56 | 33 | 54 | 122 |
| | F | 135 | 51 | 22 | 37 | 55 |
| Gyeonggi | S.T | 52,362 | 13,133 | 9,293 | 12,420 | 30,457 |
| | M | 29,394 | 7,021 | 4,502 | 6,749 | 17,891 |
| | F | 22,968 | 6,112 | 4,791 | 5,671 | 12,566 |
| Gangwon | S.T | 4,076 | 852 | 1,155 | 1,171 | 2,516 |
| | M | 2,280 | 404 | 583 | 640 | 1,500 |
| | F | 1,796 | 448 | 572 | 531 | 1,016 |
| Chungbuk | S.T | 7,127 | 1,752 | 1,616 | 1,709 | 3,710 |
| | M | 3,784 | 841 | 791 | 905 | 2,099 |
| | F | 3,343 | 911 | 825 | 804 | 1,611 |
| Chungnam | S.T | 7,104 | 1,928 | 1,140 | 1,605 | 3,564 |
| | M | 4,445 | 1,135 | 661 | 1,015 | 2,283 |
| | F | 2,659 | 793 | 479 | 590 | 1,281 |
| Jeonbuk | S.T | 7,543 | 2,186 | 2,582 | 1,604 | 3,602 |
| | M | 3,897 | 1,008 | 1,426 | 825 | 2,059 |
| | F | 3,646 | 1,178 | 1,156 | 779 | 1,543 |
| Jeonnam | S.T | 5,160 | 1,130 | 1,219 | 1,528 | 3,145 |
| | M | 2,936 | 641 | 679 | 866 | 1,811 |
| | F | 2,224 | 489 | 540 | 662 | 1,334 |
| Gyeongbuk | S.T | 7,859 | 1,638 | 1,614 | 2,293 | 4,799 |
| | M | 4,570 | 870 | 878 | 1,343 | 2,920 |
| | F | 3,289 | 768 | 736 | 950 | 1,879 |
| Gyeongnam | S.T | 11,340 | 2,408 | 2,589 | 3,415 | 6,710 |
| | M | 6,452 | 1,075 | 1,803 | 1,957 | 4,107 |
| | F | 4,888 | 1,333 | 786 | 1,458 | 2,603 |
| Jeju | S.T | 2,222 | 411 | 298 | 620 | 1,374 |
| | M | 975 | 148 | 136 | 290 | 668 |
| | F | 1,247 | 263 | 162 | 330 | 706 |

XX aX X X X
X aX X X X

Turning Point Health Examination by Province and Gender (Age 40)

XX a
(Unit : Person)

| Requires treatment for periodontal disease (Gingivitis) | Requires tooth extraction | Requires denture prosthetics | Requires repair or re- fabrication of denture prosthetics | Requires additional detailed examination of oral soft tissues | Other |
|---|------------------------------|---------------------------------|---|---|-------|
| 15,856 | 20,788 | 23,136 | 5,701 | 139 | 9,565 |
| 9,922 | 13,648 | 14,874 | 2,668 | 74 | 5,037 |
| 5,934 | 7,140 | 8,262 | 3,033 | 65 | 4,528 |
| 3,109 | 4,149 | 3,214 | 1,182 | 28 | 1,581 |
| 1,811 | 2,524 | 1,987 | 545 | 13 | 805 |
| 1,298 | 1,625 | 1,227 | 637 | 15 | 776 |
| 754 | 1,457 | 1,823 | 323 | 8 | 380 |
| 494 | 883 | 1,137 | 143 | 3 | 195 |
| 260 | 574 | 686 | 180 | 5 | 185 |
| 540 | 914 | 847 | 163 | 7 | 604 |
| 317 | 538 | 501 | 70 | 6 | 285 |
| 223 | 376 | 346 | 93 | 1 | 319 |
| 965 | 1,445 | 1,710 | 315 | 5 | 307 |
| 632 | 956 | 1,075 | 153 | 1 | 160 |
| 333 | 489 | 635 | 162 | 4 | 147 |
| 518 | 526 | 665 | 138 | 7 | 598 |
| 312 | 357 | 416 | 64 | 4 | 301 |
| 206 | 169 | 249 | 74 | 3 | 297 |
| 664 | 690 | 727 | 188 | 1 | 265 |
| 421 | 475 | 487 | 81 | – | 139 |
| 243 | 215 | 240 | 107 | 1 | 126 |
| 546 | 639 | 1,010 | 136 | 1 | 156 |
| 449 | 521 | 739 | 71 | 1 | 117 |
| 97 | 118 | 271 | 65 | – | 39 |
| 24 | 53 | 45 | 9 | 1 | 10 |
| 17 | 45 | 27 | 5 | 1 | 6 |
| 7 | 8 | 18 | 4 | – | 4 |
| 4,264 | 5,122 | 5,398 | 1,972 | 35 | 2,856 |
| 2,569 | 3,498 | 3,546 | 880 | 21 | 1,535 |
| 1,695 | 1,624 | 1,852 | 1,092 | 14 | 1,321 |
| 518 | 445 | 683 | 78 | 2 | 109 |
| 278 | 303 | 437 | 43 | 1 | 62 |
| 240 | 142 | 246 | 35 | 1 | 47 |
| 588 | 902 | 1,002 | 299 | 5 | 202 |
| 367 | 550 | 615 | 148 | 2 | 125 |
| 221 | 352 | 387 | 151 | 3 | 77 |
| 620 | 864 | 935 | 140 | 8 | 262 |
| 443 | 653 | 685 | 71 | 7 | 173 |
| 177 | 211 | 250 | 69 | 1 | 89 |
| 686 | 598 | 775 | 131 | 8 | 251 |
| 475 | 364 | 462 | 67 | 5 | 118 |
| 211 | 234 | 313 | 64 | 3 | 133 |
| 421 | 610 | 846 | 127 | 4 | 245 |
| 265 | 404 | 558 | 59 | 2 | 118 |
| 156 | 206 | 288 | 68 | 2 | 127 |
| 594 | 1,011 | 1,181 | 195 | 11 | 731 |
| 409 | 686 | 788 | 110 | 4 | 373 |
| 185 | 325 | 393 | 85 | 7 | 358 |
| 891 | 1,116 | 1,890 | 273 | 8 | 425 |
| 567 | 745 | 1,216 | 144 | 3 | 262 |
| 324 | 371 | 674 | 129 | 5 | 163 |
| 154 | 247 | 385 | 32 | – | 583 |
| 96 | 146 | 198 | 14 | – | 263 |
| 58 | 101 | 187 | 18 | – | 320 |

Note : 1) Based on Resident Registration Address

2) Includes examinees with overlapping diagnoses within each item

Table V-6

Statistics on Comprehensive Dental Screening Diagnoses Based on Life

| XXXXX Division | | Number of Actual Examinees | X X Healthy teeth and mouth | X X Requires teeth- brushing training | aX X Requires treatment for dental caries (cavities) | aX Requires dental scaling (tartar removal) |
|-------------------|-----|-------------------------------|--------------------------------------|--|---|--|
| Total | | 72,993 | 18,184 | 16,555 | 11,590 | 33,407 |
| Total | | M | 34,494 | 7,969 | 8,143 | 5,583 |
| | | F | 38,499 | 10,215 | 8,412 | 6,007 |
| | | | | | | 17,461 |
| XXXXX | S.T | 18,286 | 4,545 | 3,860 | 2,503 | 8,888 |
| Seoul | M | 8,370 | 1,919 | 1,841 | 1,118 | 4,132 |
| | F | 9,916 | 2,626 | 2,019 | 1,385 | 4,756 |
| XXXXX | S.T | 7,451 | 2,745 | 1,169 | 1,307 | 2,297 |
| Busan | M | 3,605 | 1,250 | 554 | 646 | 1,104 |
| | F | 3,846 | 1,495 | 615 | 661 | 1,193 |
| XXXXX | S.T | 3,262 | 408 | 1,189 | 458 | 1,932 |
| Daegu | M | 1,486 | 178 | 583 | 199 | 893 |
| | F | 1,776 | 230 | 606 | 259 | 1,039 |
| XXXXX | S.T | 4,538 | 1,282 | 970 | 733 | 1,884 |
| Incheon | M | 2,156 | 575 | 513 | 334 | 919 |
| | F | 2,382 | 707 | 457 | 399 | 965 |
| XXXXX | S.T | 2,564 | 399 | 336 | 353 | 1,456 |
| Gwangju | M | 1,185 | 160 | 172 | 169 | 678 |
| | F | 1,379 | 239 | 164 | 184 | 778 |
| XXXXX | S.T | 2,634 | 754 | 629 | 297 | 916 |
| Daejeon | M | 1,266 | 324 | 314 | 152 | 446 |
| | F | 1,368 | 430 | 315 | 145 | 470 |
| XXXXX | S.T | 1,988 | 1,074 | 188 | 141 | 401 |
| Ulsan | M | 992 | 486 | 124 | 84 | 213 |
| | F | 996 | 588 | 64 | 57 | 188 |
| XXXXX | S.T | 119 | 26 | 21 | 15 | 61 |
| Sejong | M | 68 | 13 | 10 | 8 | 37 |
| | F | 51 | 13 | 11 | 7 | 24 |
| XXXXX | S.T | 13,397 | 2,837 | 3,199 | 2,462 | 6,936 |
| Gyeonggi | M | 6,195 | 1,221 | 1,451 | 1,212 | 3,261 |
| | F | 7,202 | 1,616 | 1,748 | 1,250 | 3,675 |
| XXXXX | S.T | 1,684 | 309 | 554 | 328 | 844 |
| Gangwon | M | 821 | 145 | 294 | 171 | 426 |
| | F | 863 | 164 | 260 | 157 | 418 |
| XXXXX | S.T | 2,153 | 495 | 681 | 361 | 1,000 |
| Chungbuk | M | 1,095 | 235 | 366 | 183 | 498 |
| | F | 1,058 | 260 | 315 | 178 | 502 |
| XXXXX | S.T | 1,887 | 441 | 318 | 287 | 892 |
| Chungnam | M | 945 | 181 | 167 | 144 | 473 |
| | F | 942 | 260 | 151 | 143 | 419 |
| XXXXX | S.T | 4,625 | 1,005 | 1,738 | 936 | 1,984 |
| Jeonbuk | M | 2,180 | 451 | 841 | 481 | 944 |
| | F | 2,445 | 554 | 897 | 455 | 1,040 |
| XXXXX | S.T | 2,035 | 346 | 490 | 446 | 1,193 |
| Jeonnam | M | 959 | 165 | 242 | 206 | 553 |
| | F | 1,076 | 181 | 248 | 240 | 640 |
| XXXXX | S.T | 2,411 | 510 | 549 | 444 | 1,257 |
| Gyeongbuk | M | 1,222 | 243 | 302 | 231 | 644 |
| | F | 1,189 | 267 | 247 | 213 | 613 |
| XXXXX | S.T | 3,196 | 809 | 632 | 419 | 1,094 |
| Gyeongnam | M | 1,610 | 348 | 351 | 205 | 556 |
| | F | 1,586 | 461 | 281 | 214 | 538 |
| XXXXX | S.T | 763 | 199 | 32 | 100 | 372 |
| Jeju | M | 339 | 75 | 18 | 40 | 169 |
| | F | 424 | 124 | 14 | 60 | 203 |

XX aX X X X X
X aX X X X X

Turning Point Health Examination by Province and Gender (Age 66)

XX a
(Unit : Person)

| Requires treatment for periodontal disease (Gingivitis) | Requires tooth extraction | Requires denture prosthetics | Requires repair or re- fabrication of denture prosthetics | Requires additional detailed examination of oral soft tissues | Other |
|---|------------------------------|---------------------------------|---|---|--------------|
| 10,933 | 6,273 | 18,234 | 7,285 | 111 | 4,434 |
| 5,967 | 3,609 | 9,941 | 3,294 | 49 | 2,309 |
| 4,966 | 2,664 | 8,293 | 3,991 | 62 | 2,125 |
| 2,895 | 1,621 | 3,892 | 1,816 | 20 | 776 |
| 1,590 | 884 | 2,075 | 829 | 9 | 389 |
| 1,305 | 737 | 1,817 | 987 | 11 | 387 |
| 622 | 679 | 1,965 | 715 | 13 | 288 |
| 347 | 401 | 1,064 | 299 | 8 | 159 |
| 275 | 278 | 901 | 416 | 5 | 129 |
| 400 | 303 | 933 | 371 | 4 | 285 |
| 201 | 175 | 503 | 177 | 1 | 158 |
| 199 | 128 | 430 | 194 | 3 | 127 |
| 416 | 366 | 1,364 | 331 | 2 | 102 |
| 239 | 210 | 715 | 155 | – | 52 |
| 177 | 156 | 649 | 176 | 2 | 50 |
| 588 | 228 | 662 | 199 | 2 | 770 |
| 306 | 146 | 359 | 93 | – | 392 |
| 282 | 82 | 303 | 106 | 2 | 378 |
| 436 | 210 | 594 | 260 | – | 42 |
| 260 | 126 | 333 | 121 | – | 24 |
| 176 | 84 | 261 | 139 | – | 18 |
| 95 | 52 | 384 | 120 | – | 17 |
| 64 | 32 | 228 | 51 | – | 11 |
| 31 | 20 | 156 | 69 | – | 6 |
| 29 | 15 | 38 | 14 | – | 2 |
| 17 | 11 | 26 | 8 | – | 1 |
| 12 | 4 | 12 | 6 | – | 1 |
| 2,530 | 964 | 3,244 | 1,655 | 28 | 949 |
| 1,391 | 578 | 1,770 | 722 | 12 | 470 |
| 1,139 | 386 | 1,474 | 933 | 16 | 479 |
| 309 | 173 | 583 | 179 | 3 | 97 |
| 165 | 95 | 300 | 75 | 3 | 54 |
| 144 | 78 | 283 | 104 | – | 43 |
| 344 | 176 | 643 | 201 | 2 | 65 |
| 189 | 98 | 361 | 98 | – | 41 |
| 155 | 78 | 282 | 103 | 2 | 24 |
| 329 | 206 | 523 | 167 | 5 | 49 |
| 189 | 113 | 301 | 83 | 1 | 29 |
| 140 | 93 | 222 | 84 | 4 | 20 |
| 516 | 364 | 859 | 381 | 9 | 169 |
| 270 | 206 | 470 | 152 | 3 | 80 |
| 246 | 158 | 389 | 229 | 6 | 89 |
| 356 | 221 | 623 | 202 | 4 | 185 |
| 177 | 119 | 331 | 91 | 2 | 103 |
| 179 | 102 | 292 | 111 | 2 | 82 |
| 427 | 245 | 664 | 310 | 13 | 309 |
| 223 | 147 | 375 | 169 | 7 | 172 |
| 204 | 98 | 289 | 141 | 6 | 137 |
| 546 | 398 | 1,064 | 296 | 6 | 129 |
| 289 | 242 | 627 | 146 | 3 | 72 |
| 257 | 156 | 437 | 150 | 3 | 57 |
| 95 | 52 | 199 | 68 | – | 200 |
| 50 | 26 | 103 | 25 | – | 102 |
| 45 | 26 | 96 | 43 | – | 98 |

Note : 1) Based on Resident Registration Address

2) Includes examinees with overlapping diagnoses within each item

Table V-7

Statistics on Comprehensive Dental Screening Diagnoses Based on

| | | Number of Eligible Individuals | Number of Actual Examinees | Good | Cautionary | Requires treatment | Number of Eligible Individuals | Number of Actual Examinees |
|--------------|--------------|--------------------------------------|-------------------------------|---------------|---------------|-----------------------|--------------------------------------|-------------------------------|
| Total | Total | 459,898 | 137,011 | 82,702 | 40,229 | 14,080 | 457,253 | 98,720 |
| | M | 237,495 | 70,214 | 41,428 | 20,905 | 7,881 | 235,587 | 50,091 |
| | F | 222,403 | 66,797 | 41,274 | 19,324 | 6,199 | 221,666 | 48,629 |
| XXXXXX | S.T | 86,510 | 24,650 | 14,536 | 7,800 | 2,314 | 83,008 | 16,577 |
| Seoul | M | 44,535 | 12,585 | 7,237 | 4,043 | 1,305 | 42,789 | 8,445 |
| | F | 41,975 | 12,065 | 7,299 | 3,757 | 1,009 | 40,219 | 8,132 |
| XXXXXX | S.T | 26,183 | 9,159 | 5,102 | 3,273 | 784 | 25,280 | 6,325 |
| Busan | M | 13,510 | 4,651 | 2,518 | 1,696 | 437 | 12,932 | 3,160 |
| | F | 12,673 | 4,508 | 2,584 | 1,577 | 347 | 12,348 | 3,165 |
| XXXXXX | S.T | 19,897 | 5,495 | 3,364 | 1,603 | 528 | 20,203 | 3,662 |
| Daequ | M | 10,320 | 2,896 | 1,749 | 850 | 297 | 10,551 | 1,877 |
| | F | 9,577 | 2,599 | 1,615 | 753 | 231 | 9,652 | 1,785 |
| XXXXXX | S.T | 25,966 | 6,835 | 3,947 | 2,151 | 737 | 26,114 | 4,532 |
| Incheon | M | 13,299 | 3,521 | 1,983 | 1,112 | 426 | 13,384 | 2,297 |
| | F | 12,667 | 3,314 | 1,964 | 1,039 | 311 | 12,730 | 2,235 |
| XXXXXX | S.T | 13,911 | 3,843 | 2,061 | 1,224 | 558 | 14,029 | 2,917 |
| Gwangju | M | 7,221 | 1,948 | 1,021 | 633 | 294 | 7,234 | 1,453 |
| | F | 6,690 | 1,895 | 1,040 | 591 | 264 | 6,795 | 1,464 |
| XXXXXX | S.T | 14,264 | 4,217 | 2,659 | 1,226 | 332 | 14,494 | 3,110 |
| Daejeon | M | 7,382 | 2,101 | 1,311 | 602 | 188 | 7,463 | 1,567 |
| | F | 6,882 | 2,116 | 1,348 | 624 | 144 | 7,031 | 1,543 |
| XXXXXX | S.T | 11,299 | 3,346 | 1,916 | 1,031 | 399 | 11,195 | 2,121 |
| Ulsan | M | 5,883 | 1,731 | 978 | 523 | 230 | 5,850 | 1,074 |
| | F | 5,416 | 1,615 | 938 | 508 | 169 | 5,345 | 1,047 |
| XXXXXX | S.T | 930 | 351 | 255 | 67 | 29 | 949 | 308 |
| Seiona | M | 442 | 170 | 124 | 32 | 14 | 489 | 154 |
| | F | 488 | 181 | 131 | 35 | 15 | 460 | 154 |
| XXXXXX | S.T | 122,855 | 38,184 | 22,261 | 12,003 | 3,920 | 124,913 | 27,541 |
| Gyeonggi | M | 63,385 | 19,565 | 11,144 | 6,234 | 2,187 | 64,177 | 13,964 |
| | F | 59,470 | 18,619 | 11,117 | 5,769 | 1,733 | 60,736 | 13,577 |
| XXXXXX | S.T | 12,271 | 3,778 | 2,397 | 1,000 | 381 | 12,210 | 2,992 |
| Gangwon | M | 6,328 | 1,955 | 1,238 | 512 | 205 | 6,253 | 1,517 |
| | F | 5,943 | 1,823 | 1,159 | 488 | 176 | 5,957 | 1,475 |
| XXXXXX | S.T | 14,363 | 3,993 | 2,750 | 780 | 463 | 14,190 | 3,137 |
| Chungbuk | M | 7,452 | 1,982 | 1,350 | 383 | 249 | 7,338 | 1,609 |
| | F | 6,911 | 2,011 | 1,400 | 397 | 214 | 6,852 | 1,528 |
| XXXXXX | S.T | 19,656 | 5,597 | 3,699 | 1,289 | 609 | 19,540 | 3,850 |
| Chungnam | M | 10,132 | 2,903 | 1,844 | 708 | 351 | 10,065 | 1,916 |
| | F | 9,524 | 2,694 | 1,855 | 581 | 258 | 9,475 | 1,934 |
| XXXXXX | S.T | 15,712 | 4,160 | 2,336 | 1,352 | 472 | 15,660 | 3,231 |
| Jeonbuk | M | 8,169 | 2,136 | 1,180 | 698 | 258 | 8,090 | 1,658 |
| | F | 7,543 | 2,024 | 1,156 | 654 | 214 | 7,570 | 1,573 |
| XXXXXX | S.T | 15,890 | 4,698 | 3,047 | 1,009 | 642 | 15,622 | 4,015 |
| Jeonnam | M | 8,260 | 2,395 | 1,523 | 520 | 352 | 8,036 | 2,067 |
| | F | 7,630 | 2,303 | 1,524 | 489 | 290 | 7,586 | 1,948 |
| XXXXXX | | | | | | | | |

Health Screenings for Infants by Province and Gender

XX a
(Unit : Person)

| (42~53 months) | | | ml ċ nm X54~65 months) | | | | |
|----------------|---------------|--------------------|--------------------------------|----------------------------|---------------|---------------|--------------------|
| Good | Cautionary | Requires treatment | Number of Eligible Individuals | Number of Actual Examinees | Good | Cautionary | Requires treatment |
| 44,370 | 23,871 | 30,479 | 478,344 | 81,094 | 37,297 | 18,303 | 25,494 |
| 22,066 | 12,303 | 15,722 | 246,341 | 41,205 | 18,663 | 9,379 | 13,163 |
| 22,304 | 11,568 | 14,757 | 232,003 | 39,889 | 18,634 | 8,924 | 12,331 |
| 7,410 | 4,442 | 4,725 | 85,241 | 12,886 | 5,939 | 3,345 | 3,602 |
| 3,692 | 2,304 | 2,449 | 43,619 | 6,422 | 2,919 | 1,692 | 1,811 |
| 3,718 | 2,138 | 2,276 | 41,622 | 6,464 | 3,020 | 1,653 | 1,791 |
| 2,684 | 1,808 | 1,833 | 26,463 | 5,498 | 2,447 | 1,500 | 1,551 |
| 1,315 | 905 | 940 | 13,615 | 2,771 | 1,228 | 771 | 772 |
| 1,369 | 903 | 893 | 12,848 | 2,727 | 1,219 | 729 | 779 |
| 1,687 | 858 | 1,117 | 21,222 | 2,679 | 1,290 | 595 | 794 |
| 834 | 442 | 601 | 10,886 | 1,363 | 652 | 311 | 400 |
| 853 | 416 | 516 | 10,336 | 1,316 | 638 | 284 | 394 |
| 1,897 | 1,232 | 1,403 | 27,145 | 3,548 | 1,490 | 923 | 1,135 |
| 950 | 647 | 700 | 14,053 | 1,838 | 772 | 491 | 575 |
| 947 | 585 | 703 | 13,092 | 1,710 | 718 | 432 | 560 |
| 1,086 | 699 | 1,132 | 14,968 | 2,516 | 952 | 604 | 960 |
| 526 | 355 | 572 | 7,792 | 1,286 | 480 | 299 | 507 |
| 560 | 344 | 560 | 7,176 | 1,230 | 472 | 305 | 453 |
| 1,557 | 768 | 785 | 15,437 | 2,536 | 1,415 | 502 | 619 |
| 755 | 399 | 413 | 7,890 | 1,290 | 734 | 239 | 317 |
| 802 | 369 | 372 | 7,547 | 1,246 | 681 | 263 | 302 |
| 959 | 465 | 697 | 11,817 | 1,593 | 774 | 350 | 469 |
| 485 | 234 | 355 | 6,161 | 801 | 392 | 175 | 234 |
| 474 | 231 | 342 | 5,656 | 792 | 382 | 175 | 235 |
| 155 | 52 | 101 | 897 | 282 | 153 | 40 | 89 |
| 79 | 30 | 45 | 448 | 141 | 77 | 21 | 43 |
| 76 | 22 | 56 | 449 | 141 | 76 | 19 | 46 |
| 11,741 | 7,373 | 8,427 | 130,714 | 22,298 | 9,866 | 5,511 | 6,921 |
| 5,801 | 3,799 | 4,364 | 67,029 | 11,332 | 4,905 | 2,817 | 3,610 |
| 5,940 | 3,574 | 4,063 | 63,685 | 10,966 | 4,961 | 2,694 | 3,311 |
| 1,554 | 581 | 857 | 13,393 | 2,748 | 1,329 | 476 | 943 |
| 785 | 308 | 424 | 7,007 | 1,382 | 682 | 237 | 463 |
| 769 | 273 | 433 | 6,386 | 1,366 | 647 | 239 | 480 |
| 1,540 | 558 | 1,039 | 14,910 | 2,728 | 1,316 | 473 | 939 |
| 788 | 295 | 526 | 7,751 | 1,385 | 643 | 237 | 505 |
| 752 | 263 | 513 | 7,159 | 1,343 | 673 | 236 | 434 |
| 1,841 | 808 | 1,201 | 20,262 | 3,052 | 1,470 | 600 | 982 |
| 856 | 431 | 629 | 10,497 | 1,569 | 742 | 325 | 502 |
| 985 | 377 | 572 | 9,765 | 1,483 | 728 | 275 | 480 |
| 1,397 | 766 | 1,068 | 16,599 | 2,940 | 1,204 | 661 | 1,075 |
| 727 | 395 | 536 | 8,618 | 1,473 | 573 | 352 | 548 |
| 670 | 371 | 532 | 7,981 | 1,467 | 631 | 309 | 527 |
| 1,672 | 676 | 1,667 | 16,629 | 3,835 | 1,615 | 606 | 1,614 |
| 848 | 335 | 884 | 8,620 | 1,998 | 815 | 333 | 850 |
| 824 | 341 | 783 | 8,009 | 1,837 | 800 | 273 | 764 |
| 2,439 | 864 | 1,477 | 23,253 | 3,823 | 1,951 | 617 | 1,255 |
| 1,256 | 459 | 740 | 12,057 | 2,020 | 1,022 | 322 | 676 |
| 1,183 | 405 | 737 | 11,196 | 1,803 | 929 | 295 | 579 |
| 3,918 | 1,741 | 2,561 | 33,302 | 6,791 | 3,344 | 1,323 | 2,124 |
| 1,950 | 882 | 1,335 | 17,163 | 3,438 | 1,647 | 666 | 1,125 |
| 1,968 | 859 | 1,226 | 16,139 | 3,353 | 1,697 | 657 | 999 |
| 833 | 180 | 389 | 6,092 | 1,341 | 742 | 177 | 422 |
| 419 | 83 | 209 | 3,135 | 696 | 380 | 91 | 225 |
| 414 | 97 | 180 | 2,957 | 645 | 362 | 86 | 197 |

Note : Based on Resident Registration Address

제 6 편

문진



제 6 편

문 진




Table VI-1-1

Illness History (Past Personal History, Family History)

| XXXXX Division | | (Status of diagnosis) | | | | | | |
|-------------------|--------------|-----------------------|-----------------------------|--------------------------------|------------------|----------------|----------------|----------------|
| | | Total | Stroke (palsy) ^a | Cardiac disease ^{g a} | Hypertension | Diabetes | Dyslipidemia | Tuberculosis |
| Total | Total | 4,093,797 | 87,694 | 219,140 | 1,924,668 | 679,000 | 343,999 | 144,897 |
| Total | M | 2,102,402 | 49,439 | 119,246 | 1,007,000 | 391,154 | 148,573 | 96,923 |
| | F | 1,991,395 | 38,255 | 99,894 | 917,668 | 287,846 | 195,426 | 47,974 |
| XXXXX | S.T | 762,491 | 14,980 | 37,694 | 357,202 | 122,854 | 79,669 | 33,328 |
| Seoul | M | 393,628 | 8,684 | 21,890 | 190,481 | 71,834 | 32,579 | 20,806 |
| | F | 368,863 | 6,296 | 15,804 | 166,721 | 51,020 | 47,090 | 12,522 |
| XXXXX | S.T | 305,890 | 5,786 | 18,929 | 138,203 | 51,141 | 22,645 | 11,945 |
| Busan | M | 157,102 | 3,453 | 9,924 | 73,022 | 29,862 | 9,138 | 8,022 |
| | F | 148,788 | 2,333 | 9,005 | 65,181 | 21,279 | 13,507 | 3,923 |
| XXXXX | S.T | 196,718 | 4,528 | 10,024 | 88,798 | 32,354 | 17,163 | 7,032 |
| Daegu | M | 100,015 | 2,659 | 5,338 | 47,126 | 18,594 | 6,986 | 4,657 |
| | F | 96,703 | 1,869 | 4,686 | 41,672 | 13,760 | 10,177 | 2,375 |
| XXXXX | S.T | 210,327 | 4,019 | 10,054 | 105,467 | 36,380 | 19,108 | 7,134 |
| Incheon | M | 112,291 | 2,339 | 5,704 | 57,859 | 21,346 | 8,222 | 4,901 |
| | F | 98,036 | 1,680 | 4,350 | 47,608 | 15,034 | 10,886 | 2,233 |
| XXXXX | S.T | 98,719 | 2,162 | 6,224 | 44,525 | 17,538 | 7,054 | 3,348 |
| Gwangju | M | 50,520 | 1,146 | 3,394 | 23,048 | 10,273 | 2,975 | 2,274 |
| | F | 48,199 | 1,016 | 2,830 | 21,477 | 7,265 | 4,079 | 1,074 |
| XXXXX | S.T | 129,975 | 2,954 | 6,653 | 57,544 | 20,937 | 11,925 | 5,261 |
| Daejeon | M | 68,993 | 1,701 | 3,883 | 31,345 | 12,346 | 5,480 | 3,464 |
| | F | 60,982 | 1,253 | 2,770 | 26,199 | 8,591 | 6,445 | 1,797 |
| XXXXX | S.T | 74,704 | 1,398 | 3,774 | 35,883 | 13,186 | 5,714 | 3,382 |
| Ulsan | M | 43,240 | 850 | 2,425 | 21,295 | 8,312 | 3,197 | 2,451 |
| | F | 31,464 | 548 | 1,349 | 14,588 | 4,874 | 2,517 | 931 |
| XXXXX | S.T | 9,888 | 209 | 517 | 4,872 | 1,736 | 647 | 250 |
| Sejong | M | 4,983 | 114 | 309 | 2,391 | 953 | 286 | 191 |
| | F | 4,905 | 95 | 208 | 2,481 | 783 | 361 | 59 |
| XXXXX | S.T | 870,905 | 17,794 | 42,563 | 421,159 | 147,172 | 79,259 | 36,154 |
| Gyeonggi | M | 468,258 | 10,415 | 24,723 | 229,928 | 86,868 | 36,819 | 24,145 |
| | F | 402,647 | 7,379 | 17,840 | 191,231 | 60,304 | 42,440 | 12,009 |
| XXXXX | S.T | 160,469 | 2,934 | 8,500 | 78,132 | 26,476 | 11,176 | 3,832 |
| Gangwon | M | 79,134 | 1,655 | 4,426 | 39,534 | 14,790 | 4,207 | 2,543 |
| | F | 81,335 | 1,279 | 4,074 | 38,598 | 11,686 | 6,969 | 1,289 |
| XXXXX | S.T | 139,559 | 2,945 | 7,266 | 69,680 | 24,339 | 10,327 | 3,560 |
| Chungbuk | M | 69,340 | 1,638 | 3,863 | 34,507 | 13,293 | 4,343 | 2,475 |
| | F | 70,219 | 1,307 | 3,403 | 35,173 | 11,046 | 5,984 | 1,085 |
| XXXXX | S.T | 196,474 | 4,043 | 10,851 | 92,405 | 31,643 | 16,006 | 4,709 |
| Chungnam | M | 96,732 | 2,143 | 5,478 | 45,612 | 17,384 | 6,892 | 3,422 |
| | F | 99,742 | 1,900 | 5,373 | 46,793 | 14,259 | 9,114 | 1,287 |
| XXXXX | S.T | 183,241 | 5,375 | 10,376 | 83,482 | 29,183 | 13,139 | 3,614 |
| Jeonbuk | M | 87,135 | 2,788 | 5,225 | 39,797 | 16,094 | 5,455 | 2,500 |
| | F | 96,106 | 2,587 | 5,151 | 43,685 | 13,089 | 7,684 | 1,114 |
| XXXXX | S.T | 192,482 | 4,727 | 12,070 | 88,667 | 33,678 | 11,086 | 3,964 |
| Jeonnam | M | 88,751 | 2,360 | 5,686 | 40,137 | 17,900 | 4,510 | 2,630 |
| | F | 103,731 | 2,367 | 6,384 | 48,530 | 15,778 | 6,576 | 1,334 |
| XXXXX | S.T | 262,722 | 6,696 | 16,183 | 118,633 | 42,815 | 17,044 | 6,812 |
| Gyeongbuk | M | 126,609 | 3,562 | 7,738 | 57,654 | 23,558 | 7,085 | 4,814 |
| | F | 136,113 | 3,134 | 8,445 | 60,979 | 19,257 | 9,959 | 1,998 |
| XXXXX | S.T | 256,951 | 6,005 | 14,682 | 119,178 | 41,463 | 18,824 | 9,199 |
| Gyeongnam | M | 133,497 | 3,307 | 7,751 | 61,914 | 23,945 | 9,141 | 6,704 |
| | F | 123,454 | 2,698 | 6,931 | 57,264 | 17,518 | 9,683 | 2,495 |
| XXXXX | S.T | 42,282 | 1,139 | 2,780 | 20,838 | 6,105 | 3,213 | 1,373 |
| Jeju | M | 22,174 | 625 | 1,489 | 11,350 | 3,802 | 1,258 | 924 |
| | F | 20,108 | 514 | 1,291 | 9,488 | 2,303 | 1,955 | 449 |

XX aX X X X
X aX X X X

X X X X

Related Questions by Province and Gender

XX a
(Unit : Person)

| | XDrug treatment status) | | | | | | | |
|-------------------------------|-------------------------|---------------------|----------------------|--------------|----------|--------------|--------------|-------------------------------|
| a Other (Including cancer) | Total | a Stroke (palsy) | a Cardiac disease | Hypertension | Diabetes | Dyslipidemia | Tuberculosis | a Other (Including cancer) |
| 694,399 | 3,592,965 | 73,506 | 196,879 | 1,816,777 | 630,183 | 275,391 | 44,521 | 555,708 |
| 290,067 | 1,799,250 | 41,276 | 106,559 | 933,124 | 359,278 | 107,054 | 29,132 | 222,827 |
| 404,332 | 1,793,715 | 32,230 | 90,320 | 883,653 | 270,905 | 168,337 | 15,389 | 332,881 |
| 116,764 | 657,994 | 12,059 | 32,665 | 335,354 | 112,321 | 65,809 | 10,965 | 88,821 |
| 47,354 | 334,193 | 7,031 | 19,155 | 176,360 | 65,240 | 24,747 | 6,789 | 34,871 |
| 69,410 | 323,801 | 5,028 | 13,510 | 158,994 | 47,081 | 41,062 | 4,176 | 53,950 |
| 57,241 | 269,312 | 4,831 | 17,302 | 131,430 | 47,755 | 18,331 | 2,942 | 46,721 |
| 23,681 | 135,418 | 2,911 | 9,041 | 68,459 | 27,633 | 6,787 | 1,893 | 18,694 |
| 33,560 | 133,894 | 1,920 | 8,261 | 62,971 | 20,122 | 11,544 | 1,049 | 28,027 |
| 36,819 | 172,826 | 3,847 | 9,040 | 83,751 | 29,979 | 13,501 | 1,939 | 30,769 |
| 14,655 | 85,836 | 2,265 | 4,799 | 43,635 | 17,071 | 4,949 | 1,249 | 11,868 |
| 22,164 | 86,990 | 1,582 | 4,241 | 40,116 | 12,908 | 8,552 | 690 | 18,901 |
| 28,165 | 184,514 | 3,178 | 8,801 | 99,364 | 33,652 | 15,618 | 2,261 | 21,640 |
| 11,920 | 96,477 | 1,866 | 4,974 | 53,611 | 19,513 | 6,234 | 1,506 | 8,773 |
| 16,245 | 88,037 | 1,312 | 3,827 | 45,753 | 14,139 | 9,384 | 755 | 12,867 |
| 17,868 | 87,595 | 1,814 | 5,685 | 42,459 | 16,355 | 5,676 | 1,086 | 14,520 |
| 7,410 | 43,858 | 944 | 3,105 | 21,619 | 9,463 | 2,195 | 741 | 5,791 |
| 10,458 | 43,737 | 870 | 2,580 | 20,840 | 6,892 | 3,481 | 345 | 8,729 |
| 24,701 | 106,509 | 2,424 | 5,800 | 53,443 | 18,904 | 8,915 | 1,222 | 15,801 |
| 10,774 | 55,539 | 1,399 | 3,401 | 28,662 | 11,060 | 3,804 | 860 | 6,353 |
| 13,927 | 50,970 | 1,025 | 2,399 | 24,781 | 7,844 | 5,111 | 362 | 9,448 |
| 11,367 | 64,440 | 1,147 | 3,297 | 33,541 | 12,007 | 4,096 | 1,130 | 9,222 |
| 4,710 | 36,302 | 702 | 2,127 | 19,683 | 7,480 | 1,989 | 803 | 3,518 |
| 6,657 | 28,138 | 445 | 1,170 | 13,858 | 4,527 | 2,107 | 327 | 5,704 |
| 1,657 | 8,626 | 170 | 466 | 4,575 | 1,602 | 517 | 91 | 1,205 |
| 739 | 4,224 | 96 | 277 | 2,191 | 865 | 207 | 73 | 515 |
| 918 | 4,402 | 74 | 189 | 2,384 | 737 | 310 | 18 | 690 |
| 126,804 | 748,531 | 14,393 | 37,048 | 392,795 | 135,391 | 61,014 | 11,019 | 96,871 |
| 55,360 | 391,774 | 8,446 | 21,502 | 209,877 | 79,004 | 25,150 | 7,217 | 40,578 |
| 71,444 | 356,757 | 5,947 | 15,546 | 182,918 | 56,387 | 35,864 | 3,802 | 56,293 |
| 29,419 | 147,799 | 2,567 | 8,066 | 75,471 | 25,273 | 9,773 | 1,438 | 25,211 |
| 11,979 | 71,434 | 1,432 | 4,145 | 37,595 | 13,963 | 3,436 | 917 | 9,946 |
| 17,440 | 76,365 | 1,135 | 3,921 | 37,876 | 11,310 | 6,337 | 521 | 15,265 |
| 21,442 | 124,284 | 2,419 | 6,634 | 65,899 | 22,686 | 8,265 | 1,177 | 17,204 |
| 9,221 | 60,049 | 1,343 | 3,495 | 31,972 | 12,243 | 3,136 | 781 | 7,079 |
| 12,221 | 64,235 | 1,076 | 3,139 | 33,927 | 10,443 | 5,129 | 396 | 10,125 |
| 36,817 | 176,304 | 3,492 | 10,091 | 87,745 | 29,656 | 12,925 | 1,767 | 30,628 |
| 15,801 | 83,972 | 1,812 | 5,049 | 42,190 | 16,083 | 4,954 | 1,263 | 12,621 |
| 21,016 | 92,332 | 1,680 | 5,042 | 45,555 | 13,573 | 7,971 | 504 | 18,007 |
| 38,072 | 169,166 | 4,832 | 9,670 | 80,701 | 27,723 | 11,161 | 1,313 | 33,766 |
| 15,276 | 79,050 | 2,471 | 4,794 | 38,049 | 15,187 | 4,410 | 907 | 13,232 |
| 22,796 | 90,116 | 2,361 | 4,876 | 42,652 | 12,536 | 6,751 | 406 | 20,534 |
| 38,290 | 178,611 | 4,288 | 11,354 | 86,010 | 32,282 | 9,333 | 1,632 | 33,712 |
| 15,528 | 80,672 | 2,106 | 5,303 | 38,516 | 17,033 | 3,519 | 991 | 13,204 |
| 22,762 | 97,939 | 2,182 | 6,051 | 47,494 | 15,249 | 5,814 | 641 | 20,508 |
| 54,539 | 235,623 | 5,963 | 15,189 | 113,028 | 40,485 | 13,792 | 1,904 | 45,262 |
| 22,198 | 110,634 | 3,152 | 7,181 | 53,933 | 22,106 | 5,035 | 1,320 | 17,907 |
| 32,341 | 124,989 | 2,811 | 8,008 | 59,095 | 18,379 | 8,757 | 584 | 27,355 |
| 47,600 | 223,183 | 5,111 | 13,256 | 111,638 | 38,534 | 13,870 | 2,238 | 38,536 |
| 20,735 | 110,546 | 2,789 | 6,884 | 56,267 | 21,914 | 5,476 | 1,555 | 15,661 |
| 26,865 | 112,637 | 2,322 | 6,372 | 55,371 | 16,620 | 8,394 | 683 | 22,875 |
| 6,834 | 37,648 | 971 | 2,515 | 19,573 | 5,578 | 2,795 | 397 | 5,819 |
| 2,726 | 19,272 | 511 | 1,327 | 10,505 | 3,420 | 1,026 | 267 | 2,216 |
| 4,108 | 18,376 | 460 | 1,188 | 9,068 | 2,158 | 1,769 | 130 | 3,603 |

Note : 1) Based on Resident Registration Address

2) The total for each item may differ from the actual number of the respective examinees, since multiple responses are permitted

Table VI-1-1

Illness History (Past Personal History, Family History)

| Division | | X aX aX a | | | |
|--------------|--------------|--|----------------|-----------------|------------------|
| | | Presence/Absence of family history (parents, siblings) | | | |
| | | Total | Stroke (palsy) | Cardiac disease | Hypertension |
| Total | Total | 5,033,847 | 692,248 | 398,617 | 1,440,727 |
| | M | 2,572,166 | 368,572 | 207,663 | 697,796 |
| | F | 2,461,681 | 323,676 | 190,954 | 742,931 |
| Seoul | S.T | 1,049,578 | 142,347 | 88,673 | 308,168 |
| | M | 498,173 | 71,102 | 42,143 | 138,416 |
| | F | 551,405 | 71,245 | 46,530 | 169,752 |
| Busan | S.T | 343,514 | 49,331 | 29,652 | 91,607 |
| | M | 167,737 | 25,782 | 14,886 | 41,348 |
| | F | 175,777 | 23,549 | 14,766 | 50,259 |
| Daegu | S.T | 251,449 | 36,685 | 19,443 | 69,407 |
| | M | 124,849 | 19,172 | 9,982 | 32,811 |
| | F | 126,600 | 17,513 | 9,461 | 36,596 |
| Incheon | S.T | 269,720 | 37,878 | 21,697 | 79,552 |
| | M | 140,444 | 20,675 | 11,372 | 39,078 |
| | F | 129,276 | 17,203 | 10,325 | 40,474 |
| Gwangju | S.T | 127,691 | 14,641 | 9,974 | 36,069 |
| | M | 63,615 | 7,712 | 5,050 | 16,762 |
| | F | 64,076 | 6,929 | 4,924 | 19,307 |
| Daejeon | S.T | 180,132 | 25,590 | 14,660 | 50,764 |
| | M | 93,805 | 14,172 | 7,882 | 25,241 |
| | F | 86,327 | 11,418 | 6,778 | 25,523 |
| Ulsan | S.T | 109,390 | 15,164 | 8,321 | 28,461 |
| | M | 64,279 | 8,820 | 4,852 | 15,756 |
| | F | 45,111 | 6,344 | 3,469 | 12,705 |
| Sejong | S.T | 9,940 | 1,324 | 748 | 2,819 |
| | M | 5,560 | 734 | 454 | 1,500 |
| | F | 4,380 | 590 | 294 | 1,319 |
| Gyeonggi | S.T | 1,218,981 | 166,184 | 99,041 | 355,987 |
| | M | 642,470 | 90,075 | 52,590 | 178,493 |
| | F | 576,511 | 76,109 | 46,451 | 177,494 |
| Gangwon | S.T | 150,010 | 22,034 | 10,280 | 45,981 |
| | M | 75,919 | 11,696 | 5,522 | 22,179 |
| | F | 74,091 | 10,338 | 4,758 | 23,802 |
| Chungbuk | S.T | 165,887 | 24,275 | 12,113 | 47,095 |
| | M | 86,582 | 13,144 | 6,562 | 23,596 |
| | F | 79,305 | 11,131 | 5,551 | 23,499 |
| Chungnam | S.T | 211,691 | 27,140 | 14,849 | 62,810 |
| | M | 113,692 | 14,978 | 8,420 | 32,788 |
| | F | 97,999 | 12,162 | 6,429 | 30,022 |
| Jeonbuk | S.T | 182,914 | 25,131 | 12,778 | 52,651 |
| | M | 90,602 | 12,979 | 6,504 | 24,996 |
| | F | 92,312 | 12,152 | 6,274 | 27,655 |
| Jeonnam | S.T | 158,473 | 17,634 | 10,412 | 45,327 |
| | M | 79,689 | 9,471 | 5,532 | 21,436 |
| | F | 78,784 | 8,163 | 4,880 | 23,891 |
| Gyeongbuk | S.T | 254,676 | 37,856 | 18,522 | 68,961 |
| | M | 135,830 | 20,614 | 10,356 | 35,058 |
| | F | 118,846 | 17,242 | 8,166 | 33,903 |
| Gyeongnam | S.T | 304,796 | 44,138 | 23,784 | 81,119 |
| | M | 167,369 | 24,870 | 13,712 | 42,061 |
| | F | 137,427 | 19,268 | 10,072 | 39,058 |
| Jeju | S.T | 45,005 | 4,896 | 3,670 | 13,949 |
| | M | 21,551 | 2,576 | 1,844 | 6,277 |
| | F | 23,454 | 2,320 | 1,826 | 7,672 |

XX aX X X X
X aX X X X

X X X X

Related Questions by Province and Gender <Cont'd>

XX a
(Unit : Person)

| | | z X X X X (Hepatitis B virus status) | | | |
|------------------|--------------------------|--------------------------------------|----------------|------------------|------------------|
| Diabetes | Other (Including cancer) | Total | present | absence | unknown |
| 1,099,526 | 1,402,729 | 11,407,416 | 475,273 | 7,812,727 | 3,119,416 |
| 566,629 | 731,506 | 6,270,102 | 279,234 | 4,241,958 | 1,748,910 |
| 532,897 | 671,223 | 5,137,314 | 196,039 | 3,570,769 | 1,370,506 |
| 230,748 | 279,612 | 2,073,039 | 91,488 | 1,374,611 | 606,940 |
| 110,275 | 136,237 | 1,066,005 | 49,258 | 702,884 | 313,863 |
| 120,503 | 143,375 | 1,007,034 | 42,230 | 671,727 | 293,077 |
| 72,184 | 100,740 | 822,167 | 35,406 | 598,934 | 187,827 |
| 35,273 | 50,448 | 439,713 | 20,378 | 316,156 | 103,179 |
| 36,911 | 50,292 | 382,454 | 15,028 | 282,778 | 84,648 |
| 53,231 | 72,683 | 558,273 | 22,708 | 405,245 | 130,320 |
| 26,808 | 36,076 | 298,480 | 12,882 | 213,374 | 72,224 |
| 26,423 | 36,607 | 259,793 | 9,826 | 191,871 | 58,096 |
| 59,931 | 70,662 | 617,181 | 26,736 | 406,748 | 183,697 |
| 31,352 | 37,967 | 346,533 | 15,725 | 225,995 | 104,813 |
| 28,579 | 32,695 | 270,648 | 11,011 | 180,753 | 78,884 |
| 29,395 | 37,612 | 315,440 | 13,502 | 230,146 | 71,792 |
| 14,821 | 19,270 | 169,445 | 7,961 | 121,885 | 39,599 |
| 14,574 | 18,342 | 145,995 | 5,541 | 108,261 | 32,193 |
| 38,733 | 50,385 | 352,610 | 15,615 | 234,413 | 102,582 |
| 20,082 | 26,428 | 191,376 | 9,165 | 126,024 | 56,187 |
| 18,651 | 23,957 | 161,234 | 6,450 | 108,389 | 46,395 |
| 24,128 | 33,316 | 301,072 | 14,825 | 208,107 | 78,140 |
| 14,338 | 20,513 | 195,603 | 10,562 | 131,012 | 54,029 |
| 9,790 | 12,803 | 105,469 | 4,263 | 77,095 | 24,111 |
| 2,198 | 2,851 | 25,694 | 787 | 17,398 | 7,509 |
| 1,266 | 1,606 | 14,574 | 495 | 9,713 | 4,366 |
| 932 | 1,245 | 11,120 | 292 | 7,685 | 3,143 |
| 274,834 | 322,935 | 2,585,628 | 111,954 | 1,684,815 | 788,859 |
| 145,891 | 175,421 | 1,456,787 | 64,718 | 944,034 | 448,035 |
| 128,943 | 147,514 | 1,128,841 | 47,236 | 740,781 | 340,824 |
| 32,101 | 39,614 | 364,140 | 13,940 | 261,532 | 88,668 |
| 16,446 | 20,076 | 199,590 | 8,247 | 142,008 | 49,335 |
| 15,655 | 19,538 | 164,550 | 5,693 | 119,524 | 39,333 |
| 35,075 | 47,329 | 397,532 | 14,565 | 267,180 | 115,787 |
| 18,480 | 24,800 | 218,242 | 8,617 | 144,637 | 64,988 |
| 16,595 | 22,529 | 179,290 | 5,948 | 122,543 | 50,799 |
| 45,462 | 61,430 | 494,197 | 16,016 | 333,254 | 144,927 |
| 24,847 | 32,659 | 281,280 | 9,926 | 187,295 | 84,059 |
| 20,615 | 28,771 | 212,917 | 6,090 | 145,959 | 60,868 |
| 37,882 | 54,472 | 439,084 | 15,511 | 323,048 | 100,525 |
| 19,162 | 26,961 | 233,972 | 8,963 | 170,585 | 54,424 |
| 18,720 | 27,511 | 205,112 | 6,548 | 152,463 | 46,101 |
| 35,745 | 49,355 | 455,761 | 19,301 | 335,585 | 100,875 |
| 18,017 | 25,233 | 245,826 | 12,430 | 177,614 | 55,782 |
| 17,728 | 24,122 | 209,935 | 6,871 | 157,971 | 45,093 |
| 53,612 | 75,725 | 681,306 | 26,476 | 482,050 | 172,780 |
| 29,042 | 40,760 | 380,258 | 17,071 | 261,859 | 101,328 |
| 24,570 | 34,965 | 301,048 | 9,405 | 220,191 | 71,452 |
| 64,816 | 90,939 | 805,060 | 31,078 | 564,984 | 208,998 |
| 36,091 | 50,635 | 472,095 | 19,792 | 324,096 | 128,207 |
| 28,725 | 40,304 | 332,965 | 11,286 | 240,888 | 80,791 |
| 9,421 | 13,069 | 119,232 | 5,365 | 84,677 | 29,190 |
| 4,438 | 6,416 | 60,323 | 3,044 | 42,787 | 14,492 |
| 4,983 | 6,653 | 58,909 | 2,321 | 41,890 | 14,698 |

Note : 1) Based on Resident Registration Address

2) The total for each item may differ from the actual number of the respective examinees, since multiple responses are permitted

Table VI-1-2

Illness History (Past Personal History, Family History)

| Division | | (Status of diagnosis) | | | | | | |
|---------------------|--------------|-----------------------|-----------------------------|------------------------------|------------------|----------------|----------------|----------------|
| | | Total | Stroke (palsy) ^a | Cardiac disease ^a | Hypertension | Diabetes | Dyslipidemia | Tuberculosis |
| Total | Total | 4,093,797 | 87,694 | 219,140 | 1,924,668 | 679,000 | 343,999 | 144,897 |
| | M | 2,102,402 | 49,439 | 119,246 | 1,007,000 | 391,154 | 148,573 | 96,923 |
| | F | 1,991,395 | 38,255 | 99,894 | 917,668 | 287,846 | 195,426 | 47,974 |
| i q X 19 or less | S.T | 678 | 11 | 45 | 110 | 61 | 14 | 77 |
| | M | 347 | 6 | 23 | 81 | 33 | 5 | 40 |
| | F | 331 | 5 | 22 | 29 | 28 | 9 | 37 |
| j h X X l | S.T | 8,108 | 73 | 515 | 1,339 | 443 | 282 | 992 |
| | M | 4,003 | 28 | 268 | 1,103 | 227 | 83 | 454 |
| | F | 4,105 | 45 | 247 | 236 | 216 | 199 | 538 |
| j n X X q | S.T | 29,524 | 243 | 1,221 | 6,338 | 1,477 | 1,768 | 4,806 |
| | M | 18,201 | 146 | 782 | 5,674 | 944 | 1,169 | 2,851 |
| | F | 11,323 | 97 | 439 | 664 | 533 | 599 | 1,955 |
| kh X X l | S.T | 65,894 | 508 | 1,782 | 17,052 | 4,824 | 6,943 | 10,549 |
| | M | 47,917 | 339 | 1,356 | 15,576 | 3,570 | 5,967 | 7,524 |
| | F | 17,977 | 169 | 426 | 1,476 | 1,254 | 976 | 3,025 |
| km X X q | S.T | 99,417 | 824 | 2,267 | 33,374 | 10,973 | 11,355 | 12,779 |
| | M | 77,433 | 641 | 1,812 | 29,973 | 9,105 | 10,012 | 9,545 |
| | F | 21,984 | 183 | 455 | 3,401 | 1,868 | 1,343 | 3,234 |
| l h X X l | S.T | 196,996 | 2,056 | 4,999 | 77,737 | 28,816 | 19,550 | 17,061 |
| | M | 129,687 | 1,412 | 3,550 | 57,060 | 21,207 | 14,889 | 11,404 |
| | F | 67,309 | 644 | 1,449 | 20,677 | 7,609 | 4,661 | 5,657 |
| l m X X q | S.T | 309,589 | 3,713 | 9,389 | 141,653 | 49,980 | 27,402 | 18,911 |
| | M | 196,144 | 2,532 | 6,815 | 94,957 | 36,270 | 18,640 | 12,580 |
| | F | 113,445 | 1,181 | 2,574 | 46,696 | 13,710 | 8,762 | 6,331 |
| nh X X l | S.T | 625,434 | 9,073 | 23,118 | 301,810 | 103,830 | 57,794 | 25,822 |
| | M | 341,901 | 5,688 | 15,031 | 171,641 | 68,728 | 26,987 | 16,293 |
| | F | 283,533 | 3,385 | 8,087 | 130,169 | 35,102 | 30,807 | 9,529 |
| nm X X q | S.T | 593,241 | 10,183 | 27,146 | 292,564 | 103,781 | 57,991 | 17,747 |
| | M | 321,429 | 6,527 | 17,594 | 163,258 | 66,677 | 22,561 | 11,656 |
| | F | 271,812 | 3,656 | 9,552 | 129,306 | 37,104 | 35,430 | 6,091 |
| nh X X l | S.T | 757,461 | 16,192 | 42,175 | 368,906 | 135,402 | 71,819 | 16,797 |
| | M | 359,977 | 9,439 | 23,645 | 178,484 | 74,297 | 22,320 | 10,972 |
| | F | 397,484 | 6,753 | 18,530 | 190,422 | 61,105 | 49,499 | 5,825 |
| nm X X q | S.T | 286,815 | 7,334 | 18,849 | 141,521 | 51,274 | 22,351 | 4,986 |
| | M | 140,235 | 4,073 | 10,054 | 70,306 | 27,449 | 7,353 | 3,616 |
| | F | 146,580 | 3,261 | 8,795 | 71,215 | 23,825 | 14,998 | 1,370 |
| oh X X l | S.T | 670,023 | 20,734 | 49,901 | 321,948 | 117,672 | 45,935 | 9,006 |
| | M | 287,222 | 10,801 | 22,758 | 136,300 | 54,101 | 12,874 | 6,295 |
| | F | 382,801 | 9,933 | 27,143 | 185,648 | 63,571 | 33,061 | 2,711 |
| om X X q | S.T | 273,184 | 9,625 | 22,834 | 131,811 | 44,933 | 13,924 | 3,395 |
| | M | 111,993 | 4,685 | 9,658 | 51,905 | 19,136 | 3,859 | 2,354 |
| | F | 161,191 | 4,940 | 13,176 | 79,906 | 25,797 | 10,065 | 1,041 |
| ph X X l | S.T | 145,344 | 5,481 | 12,525 | 72,160 | 21,602 | 6,070 | 1,614 |
| | M | 54,393 | 2,517 | 4,954 | 25,238 | 7,926 | 1,621 | 1,105 |
| | F | 90,951 | 2,964 | 7,571 | 46,922 | 13,676 | 4,449 | 509 |
| pm X 85 and over | S.T | 32,089 | 1,644 | 2,374 | 16,345 | 3,932 | 801 | 355 |
| | M | 11,520 | 605 | 946 | 5,444 | 1,484 | 233 | 234 |
| | F | 20,569 | 1,039 | 1,428 | 10,901 | 2,448 | 568 | 121 |

XX aX X
X aX X X X

X X X X

Related Questions by Age and Gender

XX a
(Unit : Person)

| Other (Including cancer) ^a | XDrug treatment status) | | | | | | | |
|---------------------------------------|-------------------------|-----------------------------|--------------------------------|------------------|----------------|----------------|---------------|---------------------------------------|
| | Total | Stroke (palsy) ^a | Cardiac disease ^{g a} | Hypertension | Diabetes | Dyslipidemia | Tuberculosis | Other (Including cancer) ^a |
| 694,399 | 3,592,965 | 73,506 | 196,879 | 1,816,777 | 630,183 | 275,391 | 44,521 | 555,708 |
| 290,067 | 1,799,250 | 41,276 | 106,559 | 933,124 | 359,278 | 107,054 | 29,132 | 222,827 |
| 404,332 | 1,793,715 | 32,230 | 90,320 | 883,653 | 270,905 | 168,337 | 15,389 | 332,881 |
| 360 | 380 | 7 | 16 | 20 | 36 | 5 | 31 | 265 |
| 159 | 174 | 4 | 8 | 11 | 20 | 3 | 15 | 113 |
| 201 | 206 | 3 | 8 | 9 | 16 | 2 | 16 | 152 |
| 4,464 | 4,607 | 49 | 159 | 358 | 320 | 84 | 425 | 3,212 |
| 1,840 | 1,905 | 19 | 76 | 242 | 155 | 32 | 175 | 1,206 |
| 2,624 | 2,702 | 30 | 83 | 116 | 165 | 52 | 250 | 2,006 |
| 13,671 | 15,675 | 163 | 413 | 2,170 | 1,006 | 465 | 1,808 | 9,650 |
| 6,635 | 8,513 | 105 | 266 | 1,777 | 621 | 307 | 1,033 | 4,404 |
| 7,036 | 7,162 | 58 | 147 | 393 | 385 | 158 | 775 | 5,246 |
| 24,236 | 35,626 | 326 | 768 | 8,832 | 3,552 | 1,952 | 3,511 | 16,685 |
| 13,585 | 24,341 | 228 | 588 | 7,809 | 2,697 | 1,662 | 2,360 | 8,997 |
| 10,651 | 11,285 | 98 | 180 | 1,023 | 855 | 290 | 1,151 | 7,688 |
| 27,845 | 62,522 | 554 | 1,348 | 24,122 | 8,618 | 4,507 | 3,972 | 19,401 |
| 16,345 | 47,994 | 436 | 1,117 | 21,360 | 7,190 | 3,943 | 2,831 | 11,117 |
| 11,500 | 14,528 | 118 | 231 | 2,762 | 1,428 | 564 | 1,141 | 8,284 |
| 46,777 | 147,311 | 1,450 | 3,767 | 67,571 | 24,536 | 10,789 | 5,228 | 33,970 |
| 20,165 | 96,048 | 1,021 | 2,774 | 48,966 | 17,927 | 7,969 | 3,397 | 13,994 |
| 26,612 | 51,263 | 429 | 993 | 18,605 | 6,609 | 2,820 | 1,831 | 19,976 |
| 58,541 | 249,713 | 2,720 | 7,567 | 128,751 | 43,972 | 18,047 | 5,633 | 43,023 |
| 24,350 | 157,175 | 1,902 | 5,620 | 85,499 | 31,781 | 11,801 | 3,694 | 16,878 |
| 34,191 | 92,538 | 818 | 1,947 | 43,252 | 12,191 | 6,246 | 1,939 | 26,145 |
| 103,987 | 535,744 | 6,987 | 19,597 | 282,567 | 94,056 | 44,904 | 7,502 | 80,131 |
| 37,533 | 291,482 | 4,501 | 13,032 | 159,949 | 61,943 | 19,960 | 4,707 | 27,390 |
| 66,454 | 244,262 | 2,486 | 6,565 | 122,618 | 32,113 | 24,944 | 2,795 | 52,741 |
| 83,829 | 525,141 | 8,167 | 23,931 | 277,476 | 95,813 | 48,338 | 5,211 | 66,205 |
| 33,156 | 283,606 | 5,327 | 15,749 | 154,425 | 61,409 | 18,295 | 3,477 | 24,924 |
| 50,673 | 241,535 | 2,840 | 8,182 | 123,051 | 34,404 | 30,043 | 1,734 | 41,281 |
| 106,170 | 690,637 | 13,538 | 38,173 | 355,090 | 127,453 | 63,688 | 4,936 | 87,759 |
| 40,820 | 326,013 | 7,937 | 21,656 | 171,253 | 69,740 | 19,471 | 3,179 | 32,777 |
| 65,350 | 364,624 | 5,601 | 16,517 | 183,837 | 57,713 | 44,217 | 1,757 | 54,982 |
| 40,500 | 266,619 | 6,277 | 17,522 | 137,646 | 48,944 | 20,350 | 1,508 | 34,372 |
| 17,384 | 128,613 | 3,437 | 9,295 | 67,976 | 26,059 | 6,494 | 1,072 | 14,280 |
| 23,116 | 138,006 | 2,840 | 8,227 | 69,670 | 22,885 | 13,856 | 436 | 20,092 |
| 104,827 | 631,463 | 18,391 | 47,351 | 315,405 | 113,574 | 42,657 | 2,889 | 91,196 |
| 44,093 | 266,910 | 9,466 | 21,476 | 132,864 | 52,106 | 11,784 | 1,937 | 37,277 |
| 60,734 | 364,553 | 8,925 | 25,875 | 182,541 | 61,468 | 30,873 | 952 | 53,919 |
| 46,662 | 259,145 | 8,596 | 21,914 | 129,733 | 43,605 | 13,087 | 1,165 | 41,045 |
| 20,396 | 104,724 | 4,130 | 9,224 | 50,915 | 18,533 | 3,593 | 785 | 17,544 |
| 26,266 | 154,421 | 4,466 | 12,690 | 78,818 | 25,072 | 9,494 | 380 | 23,501 |
| 25,892 | 138,264 | 4,855 | 12,083 | 71,055 | 20,949 | 5,765 | 567 | 22,990 |
| 11,032 | 50,991 | 2,235 | 4,767 | 24,747 | 7,677 | 1,523 | 389 | 9,653 |
| 14,860 | 87,273 | 2,620 | 7,316 | 46,308 | 13,272 | 4,242 | 178 | 13,337 |
| 6,638 | 30,118 | 1,426 | 2,270 | 15,981 | 3,749 | 753 | 135 | 5,804 |
| 2,574 | 10,761 | 528 | 911 | 5,331 | 1,420 | 217 | 81 | 2,273 |
| 4,064 | 19,357 | 898 | 1,359 | 10,650 | 2,329 | 536 | 54 | 3,531 |

Note : 1) Based on Age at the End of the Year

2) The total for each item may differ from the actual number of the respective examinees, since multiple responses are permitted

Table VI-1-2

Illness History (Past Personal History, Family History)

| Division | | X a | | | |
|---------------------|--------------|--|----------------|-----------------|------------------|
| | | Presence/Absence of family history (parents, siblings) | | | |
| | | Total | Stroke (palsy) | Cardiac disease | Hypertension |
| Total | Total | 5,033,847 | 692,248 | 398,617 | 1,440,727 |
| | M | 2,572,166 | 368,572 | 207,663 | 697,796 |
| | F | 2,461,681 | 323,676 | 190,954 | 742,931 |
| i q X 19 or less | S.T | 5,352 | 306 | 333 | 1,930 |
| | M | 2,052 | 108 | 140 | 760 |
| | F | 3,300 | 198 | 193 | 1,170 |
| j hX Xl | S.T | 65,671 | 3,786 | 4,717 | 24,099 |
| | M | 23,244 | 1,401 | 1,724 | 8,265 |
| | F | 42,427 | 2,385 | 2,993 | 15,834 |
| j nX Xq | S.T | 230,437 | 14,415 | 17,746 | 81,373 |
| | M | 113,926 | 7,603 | 9,196 | 38,474 |
| | F | 116,511 | 6,812 | 8,550 | 42,899 |
| khX Xl | S.T | 428,815 | 32,269 | 35,365 | 139,019 |
| | M | 264,746 | 21,253 | 22,751 | 81,570 |
| | F | 164,069 | 11,016 | 12,614 | 57,449 |
| knX Xq | S.T | 508,136 | 49,102 | 42,899 | 150,710 |
| | M | 331,596 | 33,812 | 28,477 | 93,586 |
| | F | 176,540 | 15,290 | 14,422 | 57,124 |
| l hX Xl | S.T | 690,868 | 83,304 | 58,191 | 189,085 |
| | M | 367,481 | 46,869 | 31,161 | 94,642 |
| | F | 323,387 | 36,435 | 27,030 | 94,443 |
| l nX Xq | S.T | 713,974 | 99,477 | 59,599 | 191,327 |
| | M | 376,448 | 55,685 | 31,298 | 94,773 |
| | F | 337,526 | 43,792 | 28,301 | 96,554 |
| nhX Xl | S.T | 926,173 | 148,043 | 75,652 | 249,583 |
| | M | 439,037 | 75,223 | 35,479 | 110,709 |
| | F | 487,136 | 72,820 | 40,173 | 138,874 |
| nmX Xq | S.T | 573,234 | 101,477 | 44,981 | 156,121 |
| | M | 277,933 | 52,876 | 21,787 | 71,020 |
| | F | 295,301 | 48,601 | 23,194 | 85,101 |
| nhX Xl | S.T | 478,967 | 85,893 | 34,336 | 135,686 |
| | M | 204,824 | 39,886 | 14,699 | 54,690 |
| | F | 274,143 | 46,007 | 19,637 | 80,996 |
| nmX Xq | S.T | 115,907 | 20,742 | 7,494 | 34,345 |
| | M | 52,544 | 10,328 | 3,557 | 15,161 |
| | F | 63,363 | 10,414 | 3,937 | 19,184 |
| ohX Xl | S.T | 206,230 | 37,433 | 12,339 | 60,411 |
| | M | 83,895 | 16,845 | 5,360 | 23,936 |
| | F | 122,335 | 20,588 | 6,979 | 36,475 |
| omX Xq | S.T | 61,002 | 11,095 | 3,361 | 18,097 |
| | M | 23,954 | 4,752 | 1,433 | 7,016 |
| | F | 37,048 | 6,343 | 1,928 | 11,081 |
| phX Xpl | S.T | 25,011 | 4,296 | 1,371 | 7,609 |
| | M | 8,899 | 1,666 | 500 | 2,701 |
| | F | 16,112 | 2,630 | 871 | 4,908 |
| pm X 85 and over | S.T | 4,070 | 610 | 233 | 1,332 |
| | M | 1,587 | 265 | 101 | 493 |
| | F | 2,483 | 345 | 132 | 839 |

XX aX X
X aX X X X X X X

Related Questions by Age and Gender <Cont'd>

XX a
(Unit : Person)

| | | z X X X X (Hepatitis B virus status) | | | |
|------------------|--------------------------|--------------------------------------|----------------|------------------|------------------|
| Diabetes | Other (Including cancer) | Total | present | absence | unknown |
| 1,099,526 | 1,402,729 | 11,407,416 | 475,273 | 7,812,727 | 3,119,416 |
| 566,629 | 731,506 | 6,270,102 | 279,234 | 4,241,958 | 1,748,910 |
| 532,897 | 671,223 | 5,137,314 | 196,039 | 3,570,769 | 1,370,506 |
| 1,718 | 1,065 | 25,826 | 144 | 14,842 | 10,840 |
| 657 | 387 | 11,866 | 62 | 6,661 | 5,143 |
| 1,061 | 678 | 13,960 | 82 | 8,181 | 5,697 |
| 19,175 | 13,894 | 289,636 | 4,097 | 179,806 | 105,733 |
| 6,970 | 4,884 | 127,614 | 1,396 | 82,494 | 43,724 |
| 12,205 | 9,010 | 162,022 | 2,701 | 97,312 | 62,009 |
| 64,125 | 52,778 | 860,523 | 22,785 | 552,756 | 284,982 |
| 32,021 | 26,632 | 479,757 | 11,683 | 315,479 | 152,595 |
| 32,104 | 26,146 | 380,766 | 11,102 | 237,277 | 132,387 |
| 116,200 | 105,962 | 1,180,485 | 44,145 | 788,669 | 347,671 |
| 72,143 | 67,029 | 790,435 | 28,543 | 526,281 | 235,611 |
| 44,057 | 38,933 | 390,050 | 15,602 | 262,388 | 112,060 |
| 129,360 | 136,065 | 1,081,935 | 47,437 | 713,372 | 321,126 |
| 84,099 | 91,622 | 750,376 | 31,991 | 487,163 | 231,222 |
| 45,261 | 44,443 | 331,559 | 15,446 | 226,209 | 89,904 |
| 162,986 | 197,302 | 1,273,278 | 68,754 | 857,642 | 346,882 |
| 85,834 | 108,975 | 711,007 | 40,088 | 466,315 | 204,604 |
| 77,152 | 88,327 | 562,271 | 28,666 | 391,327 | 142,278 |
| 156,056 | 207,515 | 1,359,956 | 70,802 | 953,817 | 335,337 |
| 81,267 | 113,425 | 750,129 | 43,488 | 511,012 | 195,629 |
| 74,789 | 94,090 | 609,827 | 27,314 | 442,805 | 139,708 |
| 186,353 | 266,542 | 1,757,799 | 89,880 | 1,246,350 | 421,569 |
| 87,717 | 129,909 | 892,835 | 51,255 | 616,639 | 224,941 |
| 98,636 | 136,633 | 864,964 | 38,625 | 629,711 | 196,628 |
| 107,885 | 162,770 | 1,151,147 | 57,445 | 817,554 | 276,148 |
| 51,720 | 80,530 | 609,985 | 34,033 | 423,534 | 152,418 |
| 56,165 | 82,240 | 541,162 | 23,412 | 394,020 | 123,730 |
| 86,681 | 136,371 | 1,052,107 | 42,681 | 751,182 | 258,244 |
| 36,744 | 58,805 | 508,241 | 22,381 | 359,946 | 125,914 |
| 49,937 | 77,566 | 543,866 | 20,300 | 391,236 | 132,330 |
| 20,204 | 33,122 | 322,198 | 9,403 | 229,102 | 83,693 |
| 8,943 | 14,555 | 167,749 | 5,406 | 120,728 | 41,615 |
| 11,261 | 18,567 | 154,449 | 3,997 | 108,374 | 42,078 |
| 34,405 | 61,642 | 647,817 | 13,228 | 447,609 | 186,980 |
| 13,421 | 24,333 | 298,649 | 6,821 | 211,083 | 80,745 |
| 20,984 | 37,309 | 349,168 | 6,407 | 236,526 | 106,235 |
| 9,642 | 18,807 | 244,984 | 3,111 | 161,437 | 80,436 |
| 3,549 | 7,204 | 107,915 | 1,512 | 73,736 | 32,667 |
| 6,093 | 11,603 | 137,069 | 1,599 | 87,701 | 47,769 |
| 4,074 | 7,661 | 128,687 | 1,171 | 80,616 | 46,900 |
| 1,309 | 2,723 | 51,766 | 508 | 33,741 | 17,517 |
| 2,765 | 4,938 | 76,921 | 663 | 46,875 | 29,383 |
| 662 | 1,233 | 31,038 | 190 | 17,973 | 12,875 |
| 235 | 493 | 11,778 | 67 | 7,146 | 4,565 |
| 427 | 740 | 19,260 | 123 | 10,827 | 8,310 |

Note : 1) Based on Age at the End of the Year

2) The total for each item may differ from the actual number of the respective examinees, since multiple responses are permitted

제 VI-1-3 표
Table VI-1-3

Ü
Smoking Related Questions

| Division | | X Xn X X X Smoked 5 packs or more of cigarettes in the course of lifetime | | | |
|--------------|--------------|--|------------------|----------------------|-------------------|
| | | Total | Non-smoker | Currently abstaining | Currently smoking |
| Total | Total | 11,411,701 | 6,790,134 | 1,802,766 | 2,818,801 |
| | M | 6,274,307 | 1,914,849 | 1,711,804 | 2,647,654 |
| | F | 5,137,394 | 4,875,285 | 90,962 | 171,147 |
| Seoul | S.T | 2,073,687 | 1,276,584 | 341,242 | 455,861 |
| | M | 1,066,837 | 334,007 | 316,085 | 416,745 |
| | F | 1,006,850 | 942,577 | 25,157 | 39,116 |
| Busan | S.T | 822,227 | 494,908 | 128,447 | 198,872 |
| | M | 439,773 | 129,472 | 122,742 | 187,559 |
| | F | 382,454 | 365,436 | 5,705 | 11,313 |
| Daegu | S.T | 558,419 | 337,791 | 83,392 | 137,236 |
| | M | 298,596 | 88,047 | 80,285 | 130,264 |
| | F | 259,823 | 249,744 | 3,107 | 6,972 |
| Incheon | S.T | 617,256 | 347,684 | 100,419 | 169,153 |
| | M | 346,695 | 94,383 | 94,496 | 157,816 |
| | F | 270,561 | 253,301 | 5,923 | 11,337 |
| Gwangju | S.T | 315,476 | 199,550 | 46,348 | 69,578 |
| | M | 169,491 | 57,801 | 44,872 | 66,818 |
| | F | 145,985 | 141,749 | 1,476 | 2,760 |
| Daejeon | S.T | 352,665 | 210,526 | 60,938 | 81,201 |
| | M | 191,434 | 56,964 | 58,284 | 76,186 |
| | F | 161,231 | 153,562 | 2,654 | 5,015 |
| Ulsan | S.T | 301,013 | 151,712 | 58,277 | 91,024 |
| | M | 195,576 | 50,562 | 56,883 | 88,131 |
| | F | 105,437 | 101,150 | 1,394 | 2,893 |
| Sejong | S.T | 25,703 | 15,282 | 3,498 | 6,923 |
| | M | 14,578 | 4,690 | 3,354 | 6,534 |
| | F | 11,125 | 10,592 | 144 | 389 |
| Gyeonggi | S.T | 2,588,205 | 1,480,505 | 428,796 | 678,904 |
| | M | 1,459,150 | 423,355 | 403,154 | 632,641 |
| | F | 1,129,055 | 1,057,150 | 25,642 | 46,263 |
| Gangwon | S.T | 364,251 | 220,085 | 52,488 | 91,678 |
| | M | 199,708 | 62,310 | 50,532 | 86,866 |
| | F | 164,543 | 157,775 | 1,956 | 4,812 |
| Chungbuk | S.T | 397,590 | 237,988 | 56,620 | 102,982 |
| | M | 218,291 | 67,404 | 54,050 | 96,837 |
| | F | 179,299 | 170,584 | 2,570 | 6,145 |
| Chungnam | S.T | 494,317 | 292,472 | 73,854 | 127,991 |
| | M | 281,404 | 90,308 | 70,392 | 120,704 |
| | F | 212,913 | 202,164 | 3,462 | 7,287 |
| Jeonbuk | S.T | 439,143 | 280,405 | 61,151 | 97,587 |
| | M | 234,038 | 81,372 | 59,279 | 93,387 |
| | F | 205,105 | 199,033 | 1,872 | 4,200 |
| Jeonnam | S.T | 455,813 | 296,429 | 64,455 | 94,929 |
| | M | 245,872 | 91,319 | 63,075 | 91,478 |
| | F | 209,941 | 205,110 | 1,380 | 3,451 |
| Gyeongbuk | S.T | 681,435 | 406,967 | 103,110 | 171,358 |
| | M | 380,334 | 117,865 | 99,405 | 163,064 |
| | F | 301,101 | 289,102 | 3,705 | 8,294 |
| Gyeongnam | S.T | 805,268 | 466,975 | 122,419 | 215,874 |
| | M | 472,208 | 146,858 | 118,521 | 206,829 |
| | F | 333,060 | 320,117 | 3,898 | 9,045 |
| Jeju | S.T | 119,233 | 74,271 | 17,312 | 27,650 |
| | M | 60,322 | 18,132 | 16,395 | 25,795 |
| | F | 58,911 | 56,139 | 917 | 1,855 |

XX X

by Province and Gender

XX a
(Unit : Person)

| X X X X Average daily smoking consumption in the case of current smokers | | | | |
|---|--------------------------|---------------------------------------|------------------------------------|-------------------------|
| Total | Less than half a pack | e Half a pack~ Less than 1 pack | e 1 pack ~ Less than 2 packs | X 2 packs or more |
| 2,815,105 | 361,331 | 1,277,911 | 1,132,313 | 43,550 |
| 2,644,533 | 285,189 | 1,206,463 | 1,110,143 | 42,738 |
| 170,572 | 76,142 | 71,448 | 22,170 | 812 |
| 454,701 | 71,551 | 208,916 | 168,488 | 5,746 |
| 415,792 | 52,642 | 193,360 | 164,213 | 5,577 |
| 38,909 | 18,909 | 15,556 | 4,275 | 169 |
| 198,791 | 24,409 | 89,896 | 81,243 | 3,243 |
| 187,484 | 19,519 | 85,128 | 79,641 | 3,196 |
| 11,307 | 4,890 | 4,768 | 1,602 | 47 |
| 137,145 | 16,213 | 60,121 | 58,487 | 2,324 |
| 130,185 | 13,125 | 57,302 | 57,482 | 2,276 |
| 6,960 | 3,088 | 2,819 | 1,005 | 48 |
| 168,964 | 20,438 | 78,168 | 68,020 | 2,338 |
| 157,660 | 15,560 | 73,222 | 66,581 | 2,297 |
| 11,304 | 4,878 | 4,946 | 1,439 | 41 |
| 69,470 | 8,478 | 31,956 | 27,985 | 1,051 |
| 66,722 | 7,160 | 30,847 | 27,675 | 1,040 |
| 2,748 | 1,318 | 1,109 | 310 | 11 |
| 81,136 | 10,508 | 37,332 | 32,159 | 1,137 |
| 76,137 | 8,296 | 35,238 | 31,491 | 1,112 |
| 4,999 | 2,212 | 2,094 | 668 | 25 |
| 90,977 | 8,969 | 45,242 | 35,809 | 957 |
| 88,092 | 7,837 | 43,977 | 35,330 | 948 |
| 2,885 | 1,132 | 1,265 | 479 | 9 |
| 6,920 | 808 | 3,097 | 2,889 | 126 |
| 6,531 | 640 | 2,945 | 2,820 | 126 |
| 389 | 168 | 152 | 69 | - |
| 677,545 | 89,692 | 312,061 | 266,539 | 9,253 |
| 631,453 | 69,451 | 292,046 | 260,886 | 9,070 |
| 46,092 | 20,241 | 20,015 | 5,653 | 183 |
| 91,624 | 10,884 | 40,534 | 38,610 | 1,596 |
| 86,824 | 8,904 | 38,476 | 37,878 | 1,566 |
| 4,800 | 1,980 | 2,058 | 732 | 30 |
| 102,951 | 12,500 | 47,023 | 41,843 | 1,585 |
| 96,813 | 9,827 | 44,402 | 41,026 | 1,558 |
| 6,138 | 2,673 | 2,621 | 817 | 27 |
| 127,919 | 16,777 | 56,797 | 51,982 | 2,363 |
| 120,638 | 13,515 | 53,830 | 50,973 | 2,320 |
| 7,281 | 3,262 | 2,967 | 1,009 | 43 |
| 97,499 | 10,981 | 42,427 | 42,150 | 1,941 |
| 93,313 | 9,138 | 40,692 | 41,561 | 1,922 |
| 4,186 | 1,843 | 1,735 | 589 | 19 |
| 94,865 | 10,863 | 40,322 | 41,295 | 2,385 |
| 91,426 | 9,304 | 38,935 | 40,819 | 2,368 |
| 3,439 | 1,559 | 1,387 | 476 | 17 |
| 171,279 | 21,603 | 75,799 | 70,757 | 3,120 |
| 163,002 | 18,007 | 72,436 | 69,498 | 3,061 |
| 8,277 | 3,596 | 3,363 | 1,259 | 59 |
| 215,692 | 23,634 | 96,839 | 91,544 | 3,675 |
| 206,683 | 19,956 | 93,032 | 90,091 | 3,604 |
| 9,009 | 3,678 | 3,807 | 1,453 | 71 |
| 27,627 | 3,023 | 11,381 | 12,513 | 710 |
| 25,778 | 2,308 | 10,595 | 12,178 | 697 |
| 1,849 | 715 | 786 | 335 | 13 |

Note : Based on Resident Registration Address

제 VI-1-4 표

Table VI-1-4

Smoking Related Questions

| Division | | X Xn X X X Smoked 5 packs or more of cigarettes in the course of lifetime | | | |
|--------------|--------------|--|------------------|----------------------|-------------------|
| | | Total | Non-smoker | Currently abstaining | Currently smoking |
| Total | Total | 11,411,701 | 6,790,134 | 1,802,766 | 2,818,801 |
| | M | 6,274,307 | 1,914,849 | 1,711,804 | 2,647,654 |
| | F | 5,137,394 | 4,875,285 | 90,962 | 171,147 |
| i q X | S.T | 25,836 | 17,610 | 1,357 | 6,869 |
| 19 or less | M | 11,869 | 6,393 | 616 | 4,860 |
| | F | 13,967 | 11,217 | 741 | 2,009 |
| j hX Xl | S.T | 289,751 | 193,947 | 15,165 | 80,639 |
| | M | 127,676 | 53,223 | 8,203 | 66,250 |
| | F | 162,075 | 140,724 | 6,962 | 14,389 |
| j nX Xq | S.T | 860,972 | 535,273 | 65,086 | 260,613 |
| | M | 480,102 | 186,200 | 52,248 | 241,654 |
| | F | 380,870 | 349,073 | 12,838 | 18,959 |
| khX Xl | S.T | 1,181,239 | 602,865 | 143,127 | 435,247 |
| | M | 791,098 | 242,999 | 130,151 | 417,948 |
| | F | 390,141 | 359,866 | 12,976 | 17,299 |
| knX Xq | S.T | 1,082,486 | 503,838 | 170,634 | 408,014 |
| | M | 750,929 | 192,628 | 162,207 | 396,094 |
| | F | 331,557 | 311,210 | 8,427 | 11,920 |
| l hX Xl | S.T | 1,273,798 | 702,981 | 202,859 | 367,958 |
| | M | 711,535 | 172,371 | 191,731 | 347,433 |
| | F | 562,263 | 530,610 | 11,128 | 20,525 |
| l nX Xq | S.T | 1,360,460 | 773,347 | 235,035 | 352,078 |
| | M | 750,656 | 190,409 | 227,087 | 333,160 |
| | F | 609,804 | 582,938 | 7,948 | 18,918 |
| nhX Xl | S.T | 1,758,248 | 1,072,901 | 308,759 | 376,588 |
| | M | 893,391 | 246,480 | 297,870 | 349,041 |
| | F | 864,857 | 826,421 | 10,889 | 27,547 |
| nmX Xq | S.T | 1,151,394 | 697,124 | 229,967 | 224,303 |
| | M | 610,322 | 177,513 | 223,330 | 209,479 |
| | F | 541,072 | 519,611 | 6,637 | 14,824 |
| nhX Xl | S.T | 1,052,343 | 695,688 | 195,306 | 161,349 |
| | M | 508,523 | 168,880 | 189,922 | 149,721 |
| | F | 543,820 | 526,808 | 5,384 | 11,628 |
| nmX Xq | S.T | 322,286 | 215,689 | 63,024 | 43,573 |
| | M | 167,820 | 65,021 | 61,772 | 41,027 |
| | F | 154,466 | 150,668 | 1,252 | 2,546 |
| ohX Xl | S.T | 648,048 | 470,029 | 108,925 | 69,094 |
| | M | 298,823 | 129,134 | 106,298 | 63,391 |
| | F | 349,225 | 340,895 | 2,627 | 5,703 |
| onX Xq | S.T | 245,056 | 183,593 | 39,606 | 21,857 |
| | M | 107,979 | 50,717 | 38,128 | 19,134 |
| | F | 137,077 | 132,876 | 1,478 | 2,723 |
| phX Xl | S.T | 128,735 | 100,068 | 19,674 | 8,993 |
| | M | 51,799 | 26,153 | 18,428 | 7,218 |
| | F | 76,936 | 73,915 | 1,246 | 1,775 |
| pm X | S.T | 31,049 | 25,181 | 4,242 | 1,626 |
| 85 and over | M | 11,785 | 6,728 | 3,813 | 1,244 |
| | F | 19,264 | 18,453 | 429 | 382 |

XX X

by Age and Gender

XX a
(Unit : Person)

| Average daily smoking consumption in the case of current smokers | | | | |
|--|--------------------------|---------------------------------------|------------------------------------|-------------------------|
| Total | Less than half a pack | e Half a pack~ Less than 1 pack | e 1 pack ~ Less than 2 packs | X 2 packs or more |
| 2,815,105 | 361,331 | 1,277,911 | 1,132,313 | 43,550 |
| 2,644,533 | 285,189 | 1,206,463 | 1,110,143 | 42,738 |
| 170,572 | 76,142 | 71,448 | 22,170 | 812 |
| 6,861 | 2,627 | 3,292 | 925 | 17 |
| 4,859 | 1,366 | 2,632 | 847 | 14 |
| 2,002 | 1,261 | 660 | 78 | 3 |
| 80,554 | 18,041 | 44,177 | 18,034 | 302 |
| 66,200 | 9,729 | 38,812 | 17,370 | 289 |
| 14,354 | 8,312 | 5,365 | 664 | 13 |
| 260,326 | 46,005 | 149,968 | 63,433 | 920 |
| 241,422 | 35,061 | 142,690 | 62,765 | 906 |
| 18,904 | 10,944 | 7,278 | 668 | 14 |
| 434,744 | 62,051 | 242,182 | 128,403 | 2,108 |
| 417,503 | 52,882 | 235,063 | 127,487 | 2,071 |
| 17,241 | 9,169 | 7,119 | 916 | 37 |
| 407,564 | 48,899 | 204,748 | 150,788 | 3,129 |
| 395,679 | 42,854 | 199,752 | 149,971 | 3,102 |
| 11,885 | 6,045 | 4,996 | 817 | 27 |
| 367,488 | 39,031 | 153,923 | 168,333 | 6,201 |
| 347,016 | 30,256 | 144,960 | 165,682 | 6,118 |
| 20,472 | 8,775 | 8,963 | 2,651 | 83 |
| 351,563 | 34,260 | 139,196 | 170,411 | 7,696 |
| 332,714 | 26,882 | 130,831 | 167,409 | 7,592 |
| 18,849 | 7,378 | 8,365 | 3,002 | 104 |
| 376,048 | 37,193 | 140,347 | 187,967 | 10,541 |
| 348,588 | 27,616 | 127,993 | 182,646 | 10,333 |
| 27,460 | 9,577 | 12,354 | 5,321 | 208 |
| 223,954 | 22,411 | 83,950 | 111,596 | 5,997 |
| 209,195 | 17,462 | 77,376 | 108,494 | 5,863 |
| 14,759 | 4,949 | 6,574 | 3,102 | 134 |
| 161,106 | 18,070 | 58,708 | 79,921 | 4,407 |
| 149,519 | 14,073 | 53,836 | 77,295 | 4,315 |
| 11,587 | 3,997 | 4,872 | 2,626 | 92 |
| 43,511 | 6,986 | 17,159 | 18,556 | 810 |
| 40,983 | 6,030 | 16,147 | 18,019 | 787 |
| 2,528 | 956 | 1,012 | 537 | 23 |
| 68,978 | 15,025 | 27,199 | 25,690 | 1,064 |
| 63,303 | 12,684 | 25,011 | 24,588 | 1,020 |
| 5,675 | 2,341 | 2,188 | 1,102 | 44 |
| 21,807 | 6,424 | 9,076 | 6,053 | 254 |
| 19,103 | 5,187 | 8,056 | 5,624 | 236 |
| 2,704 | 1,237 | 1,020 | 429 | 18 |
| 8,976 | 3,519 | 3,452 | 1,913 | 92 |
| 7,206 | 2,565 | 2,872 | 1,688 | 81 |
| 1,770 | 954 | 580 | 225 | 11 |
| 1,625 | 789 | 534 | 290 | 12 |
| 1,243 | 542 | 432 | 258 | 11 |
| 382 | 247 | 102 | 32 | 1 |

Note : Based on Age at the End of the Year

제 VI-1-5 표
Table VI-1-5

Ü
Alcohol Drinking Related

| XXXXX Division | | i X XNumber of alcohol consumption days per week) | | | | | |
|-------------------|--------------|---|------------------|------------------|------------------|----------------|----------------|
| | | Total | h | i | j | k | l |
| Total | Total | 11,412,870 | 5,764,848 | 2,563,330 | 1,529,811 | 866,937 | 268,589 |
| | M | 6,274,575 | 1,981,256 | 1,715,938 | 1,231,805 | 735,178 | 236,294 |
| | F | 5,138,295 | 3,783,592 | 847,392 | 298,006 | 131,759 | 32,295 |
| XXXXX | S.T | 2,073,830 | 1,024,719 | 481,655 | 284,567 | 160,411 | 50,037 |
| Seoul | M | 1,066,904 | 319,317 | 295,245 | 216,903 | 129,736 | 42,619 |
| | F | 1,006,926 | 705,402 | 186,410 | 67,664 | 30,675 | 7,418 |
| XXXXX | S.T | 822,260 | 429,038 | 177,390 | 106,088 | 59,188 | 18,198 |
| Busan | M | 439,781 | 141,964 | 117,920 | 85,089 | 50,069 | 15,947 |
| | F | 382,479 | 287,074 | 59,470 | 20,999 | 9,119 | 2,251 |
| XXXXX | S.T | 558,359 | 301,547 | 122,968 | 67,965 | 36,177 | 11,275 |
| Daegu | M | 298,559 | 101,152 | 83,988 | 55,595 | 31,179 | 10,050 |
| | F | 259,800 | 200,395 | 38,980 | 12,370 | 4,998 | 1,225 |
| XXXXX | S.T | 617,306 | 292,437 | 145,497 | 88,826 | 51,514 | 15,968 |
| Incheon | M | 346,679 | 103,522 | 95,522 | 70,164 | 43,115 | 13,954 |
| | F | 270,627 | 188,915 | 49,975 | 18,662 | 8,399 | 2,014 |
| XXXXX | S.T | 315,494 | 167,488 | 68,541 | 40,086 | 22,402 | 6,744 |
| Gwangju | M | 169,493 | 56,559 | 46,215 | 32,529 | 19,238 | 5,944 |
| | F | 146,001 | 110,929 | 22,326 | 7,557 | 3,164 | 800 |
| XXXXX | S.T | 352,679 | 177,001 | 83,648 | 48,037 | 25,863 | 7,886 |
| Daejeon | M | 191,436 | 59,050 | 56,059 | 38,678 | 21,879 | 6,827 |
| | F | 161,243 | 117,951 | 27,589 | 9,359 | 3,984 | 1,059 |
| XXXXX | S.T | 300,967 | 126,436 | 81,997 | 49,552 | 26,428 | 7,276 |
| Ulsan | M | 195,547 | 50,219 | 62,521 | 43,786 | 24,016 | 6,656 |
| | F | 105,420 | 76,217 | 19,476 | 5,766 | 2,412 | 620 |
| XXXXX | S.T | 25,701 | 13,439 | 5,455 | 3,349 | 1,895 | 593 |
| Sejong | M | 14,576 | 4,880 | 3,852 | 2,777 | 1,655 | 532 |
| | F | 11,125 | 8,559 | 1,603 | 572 | 240 | 61 |
| XXXXX | S.T | 2,589,034 | 1,236,101 | 618,828 | 369,119 | 208,478 | 65,264 |
| Gyeonggi | M | 1,459,394 | 440,831 | 412,246 | 293,695 | 174,869 | 57,023 |
| | F | 1,129,640 | 795,270 | 206,582 | 75,424 | 33,609 | 8,241 |
| XXXXX | S.T | 364,308 | 190,230 | 77,192 | 48,613 | 27,349 | 8,062 |
| Gangwon | M | 199,719 | 65,351 | 52,455 | 39,728 | 23,521 | 7,157 |
| | F | 164,589 | 124,879 | 24,737 | 8,885 | 3,828 | 905 |
| XXXXX | S.T | 397,609 | 203,555 | 86,636 | 53,562 | 30,392 | 9,321 |
| Chungbuk | M | 218,285 | 70,690 | 57,622 | 43,138 | 25,837 | 8,221 |
| | F | 179,324 | 132,865 | 29,014 | 10,424 | 4,555 | 1,100 |
| XXXXX | S.T | 494,365 | 255,545 | 103,570 | 63,654 | 38,274 | 12,226 |
| Chungnam | M | 281,417 | 91,800 | 73,220 | 52,849 | 33,267 | 10,998 |
| | F | 212,948 | 163,745 | 30,350 | 10,805 | 5,007 | 1,228 |
| XXXXX | S.T | 439,160 | 253,221 | 82,456 | 48,787 | 28,224 | 9,329 |
| Jeonbuk | M | 234,039 | 86,744 | 57,590 | 40,724 | 24,898 | 8,437 |
| | F | 205,121 | 166,477 | 24,866 | 8,063 | 3,326 | 892 |
| XXXXX | S.T | 455,822 | 260,179 | 80,836 | 51,377 | 31,367 | 10,189 |
| Jeonnam | M | 245,867 | 89,691 | 56,394 | 43,170 | 27,476 | 9,210 |
| | F | 209,955 | 170,488 | 24,442 | 8,207 | 3,891 | 979 |
| XXXXX | S.T | 681,452 | 368,995 | 141,228 | 83,707 | 47,521 | 14,465 |
| Gyeongbuk | M | 380,342 | 131,186 | 100,936 | 70,250 | 41,644 | 13,061 |
| | F | 301,110 | 237,809 | 40,292 | 13,457 | 5,877 | 1,404 |
| XXXXX | S.T | 805,293 | 403,583 | 179,883 | 107,020 | 61,986 | 19,004 |
| Gyeongnam | M | 472,213 | 150,395 | 128,460 | 90,443 | 54,823 | 17,251 |
| | F | 333,080 | 253,188 | 51,423 | 16,577 | 7,163 | 1,753 |
| XXXXX | S.T | 119,231 | 61,334 | 25,550 | 15,502 | 9,468 | 2,752 |
| Jeju | M | 60,324 | 17,905 | 15,693 | 12,287 | 7,956 | 2,407 |
| | F | 58,907 | 43,429 | 9,857 | 3,215 | 1,512 | 345 |

XX X

Questions by Province and Gender

XX a
(Unit : Person)

| | | | X X XAverage daily quantity of alcohol consumption) | | | | |
|---------|--------|---------|---|---------------------|--------------------|--------------------|--------------------------------|
| m | n | o | Total | i ej 1~2 glasses | kel 3~4 glasses | neq 5~9 glasses | i h X 10 glasses or more |
| 184,706 | 87,451 | 147,198 | 5,923,548 | 1,220,924 | 1,292,120 | 2,209,582 | 1,200,922 |
| 164,423 | 79,582 | 130,099 | 4,441,148 | 600,505 | 860,222 | 1,863,158 | 1,117,263 |
| 20,283 | 7,869 | 17,099 | 1,482,400 | 620,419 | 431,898 | 346,424 | 83,659 |
| 34,095 | 15,746 | 22,600 | 1,096,702 | 261,055 | 254,135 | 386,782 | 194,730 |
| 29,567 | 14,108 | 19,409 | 768,653 | 112,875 | 161,118 | 316,646 | 178,014 |
| 4,528 | 1,638 | 3,191 | 328,049 | 148,180 | 93,017 | 70,136 | 16,716 |
| 13,391 | 6,764 | 12,203 | 420,523 | 82,636 | 90,111 | 161,395 | 86,381 |
| 11,914 | 6,104 | 10,774 | 312,250 | 40,140 | 58,101 | 134,623 | 79,386 |
| 1,477 | 660 | 1,429 | 108,273 | 42,496 | 32,010 | 26,772 | 6,995 |
| 7,798 | 3,789 | 6,840 | 274,603 | 53,939 | 59,602 | 103,806 | 57,256 |
| 7,036 | 3,492 | 6,067 | 206,349 | 26,497 | 39,123 | 87,141 | 53,588 |
| 762 | 297 | 773 | 68,254 | 27,442 | 20,479 | 16,665 | 3,668 |
| 10,892 | 4,643 | 7,529 | 339,619 | 65,706 | 75,960 | 130,193 | 67,760 |
| 9,703 | 4,171 | 6,528 | 250,834 | 30,561 | 48,945 | 108,398 | 62,930 |
| 1,189 | 472 | 1,001 | 88,785 | 35,145 | 27,015 | 21,795 | 4,830 |
| 4,570 | 2,135 | 3,528 | 158,532 | 36,019 | 36,388 | 58,204 | 27,921 |
| 4,067 | 1,930 | 3,011 | 118,303 | 17,987 | 24,634 | 49,644 | 26,038 |
| 503 | 205 | 517 | 40,229 | 18,032 | 11,754 | 8,560 | 1,883 |
| 5,011 | 2,210 | 3,023 | 183,008 | 35,244 | 40,367 | 69,312 | 38,085 |
| 4,358 | 1,982 | 2,603 | 135,857 | 16,698 | 26,106 | 57,761 | 35,292 |
| 653 | 228 | 420 | 47,151 | 18,546 | 14,261 | 11,551 | 2,793 |
| 4,536 | 1,836 | 2,906 | 185,135 | 34,043 | 36,874 | 70,215 | 44,003 |
| 4,133 | 1,679 | 2,537 | 152,454 | 20,144 | 27,443 | 62,660 | 42,207 |
| 403 | 157 | 369 | 32,681 | 13,899 | 9,431 | 7,555 | 1,796 |
| 400 | 214 | 356 | 12,662 | 2,220 | 2,757 | 4,955 | 2,730 |
| 359 | 195 | 326 | 9,938 | 1,234 | 1,938 | 4,226 | 2,540 |
| 41 | 19 | 30 | 2,724 | 986 | 819 | 729 | 190 |
| 42,951 | 19,482 | 28,811 | 1,403,961 | 289,003 | 308,764 | 526,156 | 280,038 |
| 37,934 | 17,663 | 25,133 | 1,046,509 | 140,203 | 204,415 | 441,668 | 260,223 |
| 5,017 | 1,819 | 3,678 | 357,452 | 148,800 | 104,349 | 84,488 | 19,815 |
| 5,584 | 2,588 | 4,690 | 178,043 | 32,474 | 35,647 | 67,921 | 42,001 |
| 4,984 | 2,363 | 4,160 | 136,403 | 17,258 | 23,158 | 56,732 | 39,255 |
| 600 | 225 | 530 | 41,640 | 15,216 | 12,489 | 11,189 | 2,746 |
| 6,298 | 2,806 | 5,039 | 205,495 | 37,289 | 44,272 | 78,773 | 45,161 |
| 5,691 | 2,582 | 4,504 | 153,267 | 17,751 | 28,193 | 65,495 | 41,828 |
| 607 | 224 | 535 | 52,228 | 19,538 | 16,079 | 13,278 | 3,333 |
| 8,727 | 4,470 | 7,899 | 244,852 | 44,450 | 51,222 | 95,237 | 53,943 |
| 7,913 | 4,136 | 7,234 | 193,251 | 24,842 | 36,286 | 81,742 | 50,381 |
| 814 | 334 | 665 | 51,601 | 19,608 | 14,936 | 13,495 | 3,562 |
| 6,802 | 3,842 | 6,499 | 198,671 | 43,587 | 43,616 | 74,970 | 36,498 |
| 6,213 | 3,553 | 5,880 | 154,799 | 23,940 | 31,051 | 65,463 | 34,345 |
| 589 | 289 | 619 | 43,872 | 19,647 | 12,565 | 9,507 | 2,153 |
| 7,656 | 4,802 | 9,416 | 200,564 | 40,923 | 43,728 | 77,436 | 38,477 |
| 6,952 | 4,431 | 8,543 | 158,962 | 22,412 | 31,942 | 68,229 | 36,379 |
| 704 | 371 | 873 | 41,602 | 18,511 | 11,786 | 9,207 | 2,098 |
| 10,114 | 4,825 | 10,597 | 330,835 | 62,768 | 70,341 | 122,350 | 75,376 |
| 9,229 | 4,466 | 9,570 | 259,222 | 34,611 | 49,438 | 104,895 | 70,278 |
| 885 | 359 | 1,027 | 71,613 | 28,157 | 20,903 | 17,455 | 5,098 |
| 13,622 | 6,496 | 13,699 | 429,472 | 86,651 | 86,016 | 159,311 | 97,494 |
| 12,381 | 6,023 | 12,437 | 340,528 | 48,174 | 60,970 | 139,055 | 92,329 |
| 1,241 | 473 | 1,262 | 88,944 | 38,477 | 25,046 | 20,256 | 5,165 |
| 2,259 | 803 | 1,563 | 60,871 | 12,917 | 12,320 | 22,566 | 13,068 |
| 1,989 | 704 | 1,383 | 43,569 | 5,178 | 7,361 | 18,780 | 12,250 |
| 270 | 99 | 180 | 17,302 | 7,739 | 4,959 | 3,786 | 818 |

Note : Based on Resident Registration Address

제 VI-1-6 표

Table VI-1-6

Alcohol Drinking Related

| XXXXX Division | | i X X(Number of alcohol consumption days per week) | | | | | |
|-------------------|-------|--|-----------|-----------|-----------|---------|---------|
| | | Total | h | i | j | k | l |
| Total | Total | 11,412,870 | 5,764,848 | 2,563,330 | 1,529,811 | 866,937 | 268,589 |
| | M | 6,274,575 | 1,981,256 | 1,715,938 | 1,231,805 | 735,178 | 236,294 |
| | F | 5,138,295 | 3,783,592 | 847,392 | 298,006 | 131,759 | 32,295 |
| i q X | S.T | 25,838 | 12,285 | 8,339 | 3,312 | 1,326 | 348 |
| 19 or less | M | 11,870 | 5,192 | 3,986 | 1,721 | 682 | 177 |
| | F | 13,968 | 7,093 | 4,353 | 1,591 | 644 | 171 |
| j hXXX XXXl | S.T | 289,776 | 106,159 | 106,852 | 47,066 | 20,168 | 5,420 |
| | M | 127,680 | 37,822 | 49,601 | 24,824 | 10,281 | 2,767 |
| | F | 162,096 | 68,337 | 57,251 | 22,242 | 9,887 | 2,653 |
| j mXXX XXXq | S.T | 861,078 | 294,670 | 316,231 | 153,808 | 66,689 | 16,634 |
| | M | 480,122 | 112,668 | 186,688 | 109,391 | 48,784 | 12,526 |
| | F | 380,956 | 182,002 | 129,543 | 44,417 | 17,905 | 4,108 |
| khXXX XXXl | S.T | 1,181,401 | 420,423 | 405,236 | 211,351 | 97,845 | 25,035 |
| | M | 791,114 | 191,866 | 298,785 | 176,705 | 83,245 | 21,701 |
| | F | 390,287 | 228,557 | 106,451 | 34,646 | 14,600 | 3,334 |
| kmXXX XXXq | S.T | 1,082,716 | 392,058 | 344,239 | 197,121 | 98,889 | 26,888 |
| | M | 751,014 | 188,626 | 258,973 | 169,720 | 87,940 | 24,465 |
| | F | 331,702 | 203,432 | 85,266 | 27,401 | 10,949 | 2,423 |
| l hXXX XXXl | S.T | 1,274,057 | 552,609 | 327,980 | 203,824 | 115,201 | 35,556 |
| | M | 711,631 | 183,722 | 206,162 | 161,041 | 96,475 | 30,964 |
| | F | 562,426 | 368,887 | 121,818 | 42,783 | 18,726 | 4,592 |
| l mXXX XXXq | S.T | 1,360,672 | 627,485 | 311,246 | 208,437 | 123,925 | 39,591 |
| | M | 750,729 | 200,204 | 198,538 | 167,690 | 105,886 | 35,059 |
| | F | 609,943 | 427,281 | 112,708 | 40,747 | 18,039 | 4,532 |
| nhXXX XXXl | S.T | 1,758,491 | 938,851 | 327,626 | 221,671 | 142,355 | 48,482 |
| | M | 893,438 | 274,519 | 209,473 | 176,809 | 120,556 | 42,913 |
| | F | 865,053 | 664,332 | 118,153 | 44,862 | 21,799 | 5,569 |
| nmXXX XXXq | S.T | 1,151,445 | 666,800 | 185,188 | 127,909 | 84,712 | 29,110 |
| | M | 610,332 | 213,655 | 132,706 | 108,762 | 75,609 | 26,860 |
| | F | 541,113 | 453,145 | 52,482 | 19,147 | 9,103 | 2,250 |
| nhXXX XXXl | S.T | 1,052,280 | 696,433 | 127,144 | 87,104 | 62,786 | 22,246 |
| | M | 508,477 | 212,091 | 91,641 | 74,510 | 56,649 | 20,689 |
| | F | 543,803 | 484,342 | 35,503 | 12,594 | 6,137 | 1,557 |
| nmXXX XXXq | S.T | 322,285 | 225,590 | 33,117 | 23,262 | 17,641 | 5,801 |
| | M | 167,826 | 82,336 | 26,414 | 21,001 | 16,569 | 5,512 |
| | F | 154,459 | 143,254 | 6,703 | 2,261 | 1,072 | 289 |
| ohXXX XXXl | S.T | 647,998 | 496,180 | 48,340 | 32,085 | 25,532 | 9,517 |
| | M | 298,786 | 166,150 | 36,966 | 28,569 | 23,626 | 8,998 |
| | F | 349,212 | 330,030 | 11,374 | 3,516 | 1,906 | 519 |
| omXXX XXXq | S.T | 245,047 | 198,718 | 14,418 | 8,785 | 6,807 | 2,789 |
| | M | 107,969 | 67,890 | 10,869 | 7,670 | 6,214 | 2,620 |
| | F | 137,078 | 130,828 | 3,549 | 1,115 | 593 | 169 |
| phXXX XXXl | S.T | 128,740 | 109,067 | 6,251 | 3,515 | 2,636 | 1,012 |
| | M | 51,805 | 35,603 | 4,351 | 2,945 | 2,312 | 903 |
| | F | 76,935 | 73,464 | 1,900 | 570 | 324 | 109 |
| pm X | S.T | 31,046 | 27,520 | 1,123 | 561 | 425 | 160 |
| 85 and over | M | 11,782 | 8,912 | 785 | 447 | 350 | 140 |
| | F | 19,264 | 18,608 | 338 | 114 | 75 | 20 |
| XX | X | | | | | | |

Questions by Age and Gender

XX a
(Unit : Person)

| | | | Average daily quantity of alcohol consumption) | | | | |
|----------------|---------------|----------------|--|----------------------|--------------------|--------------------|--------------------------------|
| m | n | o | Total | i e j 1~2 glasses | kel 3~4 glasses | neq 5~9 glasses | i h X 10 glasses or more |
| 184,706 | 87,451 | 147,198 | 5,923,548 | 1,220,924 | 1,292,120 | 2,209,582 | 1,200,922 |
| 164,423 | 79,582 | 130,099 | 4,441,148 | 600,505 | 860,222 | 1,863,158 | 1,117,263 |
| 20,283 | 7,869 | 17,099 | 1,482,400 | 620,419 | 431,898 | 346,424 | 83,659 |
| 136 | 43 | 49 | 15,378 | 3,029 | 3,010 | 5,087 | 4,252 |
| 69 | 21 | 22 | 7,519 | 1,197 | 1,250 | 2,370 | 2,702 |
| 67 | 22 | 27 | 7,859 | 1,832 | 1,760 | 2,717 | 1,550 |
| 2,572 | 750 | 789 | 199,278 | 41,820 | 41,408 | 70,084 | 45,966 |
| 1,448 | 419 | 518 | 95,880 | 14,156 | 16,596 | 34,973 | 30,155 |
| 1,124 | 331 | 271 | 103,398 | 27,664 | 24,812 | 35,111 | 15,811 |
| 8,261 | 2,495 | 2,290 | 607,720 | 132,103 | 120,575 | 207,547 | 147,495 |
| 6,387 | 1,942 | 1,736 | 385,896 | 51,642 | 63,942 | 144,521 | 125,791 |
| 1,874 | 553 | 554 | 221,824 | 80,461 | 56,633 | 63,026 | 21,704 |
| 13,462 | 4,307 | 3,742 | 814,108 | 164,646 | 148,217 | 282,334 | 218,911 |
| 11,762 | 3,842 | 3,208 | 630,412 | 84,238 | 101,515 | 238,564 | 206,095 |
| 1,700 | 465 | 534 | 183,696 | 80,408 | 46,702 | 43,770 | 12,816 |
| 14,097 | 4,875 | 4,549 | 733,707 | 142,175 | 136,114 | 270,224 | 185,194 |
| 12,816 | 4,501 | 3,973 | 589,498 | 75,859 | 96,550 | 238,441 | 178,648 |
| 1,281 | 374 | 576 | 144,209 | 66,316 | 39,564 | 31,783 | 6,546 |
| 21,403 | 8,328 | 9,156 | 754,921 | 151,624 | 153,895 | 285,371 | 164,031 |
| 18,534 | 7,327 | 7,406 | 546,095 | 60,403 | 89,227 | 239,766 | 156,699 |
| 2,869 | 1,001 | 1,750 | 208,826 | 91,221 | 64,668 | 45,605 | 7,332 |
| 25,495 | 10,921 | 13,572 | 762,665 | 144,056 | 162,484 | 301,435 | 154,690 |
| 22,464 | 9,751 | 11,137 | 565,597 | 60,195 | 97,774 | 258,913 | 148,715 |
| 3,031 | 1,170 | 2,435 | 197,068 | 83,861 | 64,710 | 42,522 | 5,975 |
| 36,543 | 17,173 | 25,790 | 847,947 | 161,224 | 195,918 | 341,614 | 149,191 |
| 32,255 | 15,386 | 21,527 | 633,360 | 73,052 | 124,440 | 293,688 | 142,180 |
| 4,288 | 1,787 | 4,263 | 214,587 | 88,172 | 71,478 | 47,926 | 7,011 |
| 24,231 | 12,208 | 21,287 | 500,377 | 96,739 | 125,759 | 205,395 | 72,484 |
| 22,435 | 11,365 | 18,940 | 405,445 | 54,828 | 94,502 | 186,405 | 69,710 |
| 1,796 | 843 | 2,347 | 94,932 | 41,911 | 31,257 | 18,990 | 2,774 |
| 20,458 | 11,656 | 24,453 | 364,128 | 80,124 | 102,440 | 142,413 | 39,151 |
| 19,249 | 11,052 | 22,596 | 300,848 | 49,556 | 82,436 | 131,324 | 37,532 |
| 1,209 | 604 | 1,857 | 63,280 | 30,568 | 20,004 | 11,089 | 1,619 |
| 5,042 | 3,356 | 8,476 | 98,663 | 25,383 | 31,686 | 34,514 | 7,080 |
| 4,781 | 3,215 | 7,998 | 86,806 | 18,678 | 28,215 | 33,036 | 6,877 |
| 261 | 141 | 478 | 11,857 | 6,705 | 3,471 | 1,478 | 203 |
| 9,009 | 7,132 | 20,203 | 154,266 | 47,829 | 49,085 | 47,761 | 9,591 |
| 8,537 | 6,811 | 19,129 | 134,114 | 34,675 | 44,197 | 45,902 | 9,340 |
| 472 | 321 | 1,074 | 20,152 | 13,154 | 4,888 | 1,859 | 251 |
| 2,696 | 2,698 | 8,136 | 46,941 | 18,484 | 14,821 | 11,498 | 2,138 |
| 2,523 | 2,553 | 7,630 | 40,461 | 13,681 | 13,542 | 11,142 | 2,096 |
| 173 | 145 | 506 | 6,480 | 4,803 | 1,279 | 356 | 42 |
| 1,083 | 1,269 | 3,907 | 19,896 | 9,676 | 5,771 | 3,803 | 646 |
| 968 | 1,174 | 3,549 | 16,330 | 6,881 | 5,183 | 3,640 | 626 |
| 115 | 95 | 358 | 3,566 | 2,795 | 588 | 163 | 20 |
| 218 | 240 | 799 | 3,553 | 2,012 | 937 | 502 | 102 |
| 195 | 223 | 730 | 2,887 | 1,464 | 853 | 473 | 97 |
| 23 | 17 | 69 | 666 | 548 | 84 | 29 | 5 |

Note : Based on Age at the End of the Year

Table VI-1-7

Physical Activity (Exercise) Related

| Division | | Number of days in which intense exercise was performed within the recent week | | | | | | | | | Number of days in which | | |
|--------------|--------------|---|------------------|------------------|------------------|----------------|----------------|----------------|----------------|----------------|-------------------------|------------------|------------------|
| | | Total | h | i | j | k | l | m | n | o | Total | h | i |
| Total | Total | 11,411,862 | 6,603,174 | 1,746,244 | 1,191,419 | 856,774 | 345,766 | 325,894 | 138,997 | 203,594 | 11,409,824 | 5,963,317 | 1,708,708 |
| | M | 6,273,346 | 3,115,697 | 1,161,969 | 804,910 | 547,124 | 224,057 | 201,239 | 89,523 | 128,827 | 6,271,669 | 2,945,172 | 1,084,393 |
| | F | 5,138,516 | 3,487,477 | 584,275 | 386,509 | 309,650 | 121,709 | 124,655 | 49,474 | 74,767 | 5,138,155 | 3,018,145 | 624,315 |
| Seoul | S.T | 2,073,434 | 1,182,438 | 322,876 | 222,776 | 165,054 | 62,156 | 60,725 | 25,699 | 31,710 | 2,072,741 | 1,027,901 | 322,405 |
| | M | 1,066,366 | 514,709 | 203,006 | 142,403 | 97,141 | 38,719 | 35,081 | 15,580 | 19,727 | 1,065,812 | 471,974 | 190,200 |
| | F | 1,007,068 | 667,729 | 119,870 | 80,373 | 67,913 | 23,437 | 25,644 | 10,119 | 11,983 | 1,006,929 | 555,927 | 132,205 |
| Busan | S.T | 822,271 | 454,000 | 128,782 | 87,543 | 65,129 | 27,098 | 26,681 | 12,867 | 20,171 | 822,266 | 410,073 | 122,495 |
| | M | 439,777 | 207,704 | 83,836 | 56,764 | 39,476 | 16,426 | 15,556 | 7,821 | 12,194 | 439,774 | 196,718 | 76,091 |
| | F | 382,494 | 246,296 | 44,946 | 30,779 | 25,653 | 10,672 | 11,125 | 5,046 | 7,977 | 382,492 | 213,355 | 46,404 |
| Daegu | S.T | 558,441 | 325,989 | 83,449 | 56,115 | 41,519 | 16,827 | 15,536 | 7,156 | 11,850 | 558,419 | 296,177 | 82,108 |
| | M | 298,589 | 151,722 | 55,123 | 35,780 | 24,666 | 10,302 | 9,250 | 4,497 | 7,249 | 298,574 | 144,595 | 51,284 |
| | F | 259,852 | 174,267 | 28,326 | 20,335 | 16,853 | 6,525 | 6,286 | 2,659 | 4,601 | 259,845 | 151,582 | 30,824 |
| Incheon | S.T | 617,255 | 352,509 | 97,344 | 67,517 | 46,621 | 17,937 | 17,335 | 7,129 | 10,863 | 617,129 | 319,714 | 94,770 |
| | M | 346,613 | 170,862 | 66,118 | 45,713 | 29,957 | 11,723 | 10,757 | 4,641 | 6,842 | 346,510 | 162,577 | 61,649 |
| | F | 270,642 | 181,647 | 31,226 | 21,804 | 16,664 | 6,214 | 6,578 | 2,488 | 4,021 | 270,619 | 157,137 | 33,121 |
| Gwangju | S.T | 315,509 | 176,844 | 50,379 | 34,397 | 25,010 | 8,993 | 8,880 | 3,980 | 7,026 | 315,484 | 164,559 | 46,665 |
| | M | 169,492 | 80,314 | 32,657 | 22,812 | 15,834 | 5,848 | 5,324 | 2,499 | 4,204 | 169,470 | 78,323 | 29,314 |
| | F | 146,017 | 96,530 | 17,722 | 11,585 | 9,176 | 3,145 | 3,556 | 1,481 | 2,822 | 146,014 | 86,236 | 17,351 |
| Daejeon | S.T | 352,676 | 191,608 | 57,879 | 40,350 | 28,221 | 12,398 | 10,903 | 4,546 | 6,771 | 352,637 | 175,261 | 56,743 |
| | M | 191,418 | 87,172 | 38,012 | 27,073 | 17,670 | 7,825 | 6,648 | 2,921 | 4,097 | 191,393 | 83,991 | 35,726 |
| | F | 161,258 | 104,436 | 19,867 | 13,277 | 10,551 | 4,573 | 4,255 | 1,625 | 2,674 | 161,244 | 91,270 | 21,017 |
| Ulsan | S.T | 300,975 | 144,461 | 52,040 | 39,124 | 29,273 | 14,348 | 12,305 | 4,997 | 4,427 | 300,967 | 130,275 | 49,878 |
| | M | 195,547 | 80,078 | 38,469 | 29,837 | 21,540 | 10,073 | 8,891 | 3,588 | 3,071 | 195,542 | 76,032 | 35,614 |
| | F | 105,428 | 64,383 | 13,571 | 9,287 | 7,733 | 4,275 | 3,414 | 1,409 | 1,356 | 105,425 | 54,243 | 14,264 |
| Sejong | S.T | 25,700 | 16,167 | 3,667 | 2,378 | 1,570 | 681 | 591 | 238 | 408 | 25,698 | 14,891 | 3,628 |
| | M | 14,578 | 7,950 | 2,529 | 1,714 | 1,100 | 480 | 376 | 168 | 261 | 14,576 | 7,642 | 2,378 |
| | F | 11,122 | 8,217 | 1,138 | 664 | 470 | 201 | 215 | 70 | 147 | 11,122 | 7,249 | 1,250 |
| Gyeonggi | S.T | 2,588,486 | 1,486,279 | 409,589 | 277,499 | 197,375 | 77,043 | 71,976 | 29,239 | 39,486 | 2,587,568 | 1,338,566 | 404,920 |
| | M | 1,458,857 | 725,425 | 278,379 | 189,024 | 126,986 | 50,340 | 44,357 | 18,977 | 25,369 | 1,458,077 | 686,083 | 262,334 |
| | F | 1,129,629 | 760,854 | 131,210 | 88,475 | 70,389 | 26,703 | 27,619 | 10,262 | 14,117 | 1,129,491 | 652,483 | 142,586 |
| Gangwon | S.T | 364,298 | 218,143 | 48,197 | 36,327 | 26,890 | 11,541 | 10,757 | 4,124 | 8,319 | 364,239 | 203,646 | 47,547 |
| | M | 199,702 | 98,624 | 32,055 | 26,245 | 19,030 | 8,049 | 7,210 | 2,864 | 5,625 | 199,654 | 95,699 | 30,797 |
| | F | 164,596 | 119,519 | 16,142 | 10,082 | 7,860 | 3,492 | 3,547 | 1,260 | 2,694 | 164,585 | 107,947 | 16,750 |
| Chungbuk | S.T | 397,587 | 244,194 | 57,071 | 37,877 | 26,788 | 10,528 | 9,570 | 3,862 | 7,697 | 397,568 | 227,079 | 55,940 |
| | M | 218,271 | 116,232 | 37,954 | 25,992 | 17,458 | 6,998 | 6,178 | 2,595 | 4,864 | 218,253 | 111,974 | 35,757 |
| | F | 179,316 | 127,962 | 19,117 | 11,885 | 9,330 | 3,530 | 3,392 | 1,267 | 2,833 | 179,315 | 115,105 | 20,183 |
| Chungnam | S.T | 494,330 | 306,318 | 70,825 | 45,972 | 32,731 | 14,402 | 12,052 | 4,729 | 7,301 | 494,288 | 282,906 | 70,661 |
| | M | 281,390 | 152,710 | 48,729 | 32,448 | 22,092 | 9,629 | 7,861 | 3,210 | 4,711 | 281,355 | 145,936 | 46,476 |
| | F | 212,940 | 153,608 | 22,096 | 13,524 | 10,639 | 4,773 | 4,191 | 1,519 | 2,590 | 212,933 | 136,970 | 24,185 |
| Jeonbuk | S.T | 439,164 | 272,236 | 60,997 | 40,318 | 28,552 | 11,965 | 11,907 | 5,354 | 7,835 | 439,146 | 246,504 | 60,343 |
| | M | 234,038 | 125,347 | 39,321 | 27,127 | 18,561 | 7,834 | 7,347 | 3,485 | 5,016 | 234,022 | 118,117 | 36,939 |
| | F | 205,126 | 146,889 | 21,676 | 13,191 | 9,991 | 4,131 | 4,560 | 1,869 | 2,819 | 205,124 | 128,387 | 23,404 |
| Jeonnam | S.T | 455,820 | 278,363 | 65,463 | 44,738 | 30,099 | 11,828 | 11,264 | 5,075 | 8,990 | 455,794 | 252,838 | 63,832 |
| | M | 245,863 | 127,507 | 42,880 | 30,872 | 20,514 | 7,932 | 7,106 | 3,306 | 5,746 | 245,842 | 119,773 | 39,770 |
| | F | 209,957 | 150,856 | 22,583 | 13,866 | 9,585 | 3,896 | 4,158 | 1,769 | 3,244 | 209,952 | 133,065 | 24,062 |
| Gyeongbuk | S.T | 681,445 | 428,982 | 88,865 | 61,990 | 44,005 | 19,380 | 17,402 | 7,873 | 12,948 | 681,420 | 395,431 | 85,625 |
| | M | 380,334 | 208,554 | 61,810 | 43,385 | 29,462 | 12,625 | 10,944 | 5,221 | 8,333 | 380,312 | 198,581 | 57,263 |
| | F | 301,111 | 220,428 | 27,055 | 18,605 | 14,543 | 6,755 | 6,458 | 2,652 | 4,615 | 301,108 | 196,850 | 28,362 |
| Gyeongnam | S.T | 805,248 | 456,092 | 127,585 | 83,321 | 59,709 | 25,565 | 25,423 | 11,149 | 16,404 | 805,239 | 420,221 | 120,470 |
| | M | 472,193 | 231,241 | 88,860 | 59,332 | 40,505 | 17,318 | 16,708 | 7,518 | 10,711 | 472,189 | 221,042 | 81,444 |
| | F | 333,055 | 224,851 | 38,725 | 23,989 | 19,204 | 8,247 | 8,715 | 3,631 | 5,693 | 333,050 | 199,179 | 39,026 |
| Jeju | S.T | 119,223 | 68,551 | 21,236 | 13,177 | 8,228 | 3,076 | 2,587 | 980 | 1,388 | 119,221 | 57,275 | 20,678 |
| | M | 60,318 | 29,546 | 12,231 | 8,389 | 5,132 | 1,936 | 1,645 | 632 | 807 | 60,314 | 26,115 | 11,357 |
| | F | 58,905 | 39,005 | 9,005 | 4,788 | 3,096 | 1,140 | 942 | 348 | 581 | 58,907 | 31,160 | 9,321 |

xx

X

Questions by Province and Gender

XX a
(Unit : Person)

| X X X X Xh X a moderate exercise was performed within the recent week | | | | | | X X X Xh X X X Xh X X X a Number of days in which the examinee walked a total of 30 minutes or more within the recent week | | | | | | | | | |
|---|-----------|---------|---------|---------|---------|--|-----------|-----------|-----------|-----------|---------|-----------|---------|-----------|--|
| j | k | l | m | n | o | Total | h | i | j | k | l | m | n | o | |
| 1,364,464 | 1,045,530 | 424,724 | 428,649 | 186,451 | 287,981 | 11,408,202 | 3,216,790 | 1,242,443 | 1,469,236 | 1,509,142 | 781,776 | 1,133,218 | 642,851 | 1,412,746 | |
| 848,254 | 612,675 | 253,908 | 248,531 | 111,182 | 167,554 | 6,270,456 | 1,647,106 | 731,996 | 845,674 | 833,711 | 432,557 | 620,451 | 356,264 | 802,697 | |
| 516,210 | 432,855 | 170,816 | 180,118 | 75,269 | 120,427 | 5,137,746 | 1,569,684 | 510,447 | 623,562 | 675,431 | 349,219 | 512,767 | 286,587 | 610,049 | |
| 263,667 | 207,403 | 80,866 | 83,835 | 36,401 | 50,263 | 2,072,795 | 459,652 | 201,250 | 265,324 | 292,613 | 155,427 | 259,711 | 145,328 | 293,490 | |
| 152,766 | 111,158 | 45,770 | 45,289 | 20,408 | 28,247 | 1,065,814 | 219,150 | 108,276 | 140,173 | 148,694 | 80,833 | 133,420 | 75,522 | 159,746 | |
| 110,901 | 96,245 | 35,096 | 38,546 | 15,993 | 22,016 | 1,006,981 | 240,502 | 92,974 | 125,151 | 143,919 | 74,594 | 126,291 | 69,806 | 133,744 | |
| 102,530 | 78,757 | 33,110 | 33,461 | 16,242 | 25,598 | 822,142 | 211,888 | 85,325 | 105,053 | 112,413 | 59,843 | 84,936 | 54,143 | 108,541 | |
| 61,698 | 44,253 | 18,918 | 18,475 | 9,288 | 14,333 | 439,714 | 105,206 | 49,658 | 58,846 | 59,873 | 31,859 | 44,642 | 29,125 | 60,505 | |
| 40,832 | 34,504 | 14,192 | 14,986 | 6,954 | 11,265 | 382,428 | 106,682 | 35,667 | 46,207 | 52,540 | 27,984 | 40,294 | 25,018 | 48,036 | |
| 63,111 | 51,006 | 20,275 | 19,329 | 9,805 | 16,608 | 558,303 | 167,191 | 61,525 | 72,475 | 72,782 | 36,499 | 48,415 | 30,480 | 68,936 | |
| 37,389 | 27,837 | 11,487 | 10,797 | 5,778 | 9,407 | 298,506 | 86,087 | 36,444 | 40,028 | 38,167 | 19,294 | 25,330 | 16,222 | 36,934 | |
| 25,722 | 23,169 | 8,788 | 8,532 | 4,027 | 7,201 | 259,797 | 81,104 | 25,081 | 32,447 | 34,615 | 17,205 | 23,085 | 14,258 | 32,002 | |
| 75,792 | 57,179 | 22,261 | 22,856 | 9,609 | 14,948 | 617,095 | 168,864 | 67,549 | 80,926 | 81,669 | 41,085 | 64,732 | 35,680 | 76,590 | |
| 47,509 | 33,778 | 13,229 | 13,217 | 5,725 | 8,826 | 346,485 | 90,036 | 41,751 | 47,687 | 45,874 | 23,161 | 35,001 | 19,517 | 43,458 | |
| 28,283 | 23,401 | 9,032 | 9,639 | 3,884 | 6,122 | 270,610 | 78,828 | 25,798 | 33,239 | 35,795 | 17,924 | 29,731 | 16,163 | 33,132 | |
| 36,955 | 29,476 | 11,096 | 11,249 | 5,721 | 9,763 | 315,461 | 89,209 | 35,022 | 42,288 | 41,899 | 20,789 | 27,260 | 17,319 | 41,675 | |
| 22,801 | 17,284 | 6,596 | 6,432 | 3,345 | 5,375 | 169,461 | 44,582 | 20,525 | 24,033 | 23,005 | 11,207 | 14,584 | 9,401 | 22,124 | |
| 14,154 | 12,192 | 4,500 | 4,817 | 2,376 | 4,388 | 146,000 | 44,627 | 14,497 | 18,255 | 18,894 | 9,582 | 12,676 | 7,918 | 19,551 | |
| 45,086 | 33,021 | 14,434 | 13,469 | 5,904 | 8,719 | 352,577 | 92,986 | 41,946 | 49,876 | 48,231 | 25,376 | 33,994 | 18,486 | 41,682 | |
| 27,952 | 19,102 | 8,384 | 7,777 | 3,504 | 4,957 | 191,363 | 47,236 | 24,391 | 28,798 | 26,681 | 13,929 | 18,051 | 9,928 | 22,349 | |
| 17,134 | 13,919 | 6,050 | 5,692 | 2,400 | 3,762 | 161,214 | 45,750 | 17,555 | 21,078 | 21,550 | 11,447 | 15,943 | 8,558 | 19,333 | |
| 43,197 | 33,391 | 16,046 | 16,094 | 6,445 | 5,641 | 300,944 | 73,781 | 36,208 | 44,388 | 43,757 | 23,726 | 32,040 | 17,034 | 30,010 | |
| 30,850 | 23,423 | 10,794 | 10,863 | 4,297 | 3,669 | 195,530 | 44,449 | 24,263 | 29,880 | 29,094 | 15,422 | 21,095 | 11,433 | 19,894 | |
| 12,347 | 9,968 | 5,252 | 5,231 | 2,148 | 1,972 | 105,414 | 29,332 | 11,945 | 14,508 | 14,663 | 8,304 | 10,945 | 5,601 | 10,116 | |
| 2,736 | 1,965 | 826 | 763 | 329 | 560 | 25,693 | 9,173 | 2,762 | 3,249 | 2,922 | 1,540 | 1,937 | 1,249 | 2,861 | |
| 1,804 | 1,229 | 517 | 461 | 205 | 340 | 14,572 | 4,648 | 1,665 | 1,991 | 1,725 | 894 | 1,151 | 709 | 1,789 | |
| 932 | 736 | 309 | 302 | 124 | 220 | 11,121 | 4,525 | 1,097 | 1,258 | 1,197 | 646 | 786 | 540 | 1,072 | |
| 316,725 | 240,773 | 94,768 | 96,755 | 39,135 | 55,926 | 2,587,474 | 694,410 | 291,126 | 344,003 | 349,752 | 176,949 | 274,405 | 147,646 | 309,183 | |
| 198,379 | 141,659 | 57,202 | 56,249 | 23,118 | 33,053 | 1,458,016 | 369,083 | 175,132 | 200,962 | 196,128 | 100,369 | 152,494 | 82,686 | 181,162 | |
| 118,346 | 99,114 | 37,566 | 40,506 | 16,017 | 22,873 | 1,129,458 | 325,327 | 115,994 | 143,041 | 153,624 | 76,580 | 121,911 | 64,960 | 128,021 | |
| 40,307 | 30,890 | 13,252 | 12,468 | 5,203 | 10,926 | 364,197 | 129,464 | 37,830 | 43,659 | 44,217 | 22,688 | 29,385 | 17,214 | 39,740 | |
| 26,740 | 20,017 | 8,518 | 7,829 | 3,381 | 6,673 | 199,629 | 62,188 | 21,761 | 25,958 | 25,656 | 13,358 | 17,053 | 9,929 | 23,726 | |
| 13,567 | 10,873 | 4,734 | 4,639 | 1,822 | 4,253 | 164,568 | 67,276 | 16,069 | 17,701 | 18,561 | 9,330 | 12,332 | 7,285 | 16,014 | |
| 42,925 | 31,613 | 12,513 | 11,694 | 4,927 | 10,877 | 397,482 | 138,493 | 51,175 | 49,946 | 47,989 | 23,132 | 29,185 | 16,190 | 41,372 | |
| 27,280 | 19,198 | 7,629 | 7,123 | 3,030 | 6,262 | 218,204 | 69,755 | 29,297 | 29,192 | 27,039 | 13,096 | 16,581 | 9,134 | 24,110 | |
| 15,645 | 12,415 | 4,884 | 4,571 | 1,897 | 4,615 | 179,278 | 68,738 | 21,878 | 20,754 | 20,950 | 10,036 | 12,604 | 7,056 | 17,262 | |
| 52,218 | 39,395 | 15,961 | 16,703 | 6,239 | 10,205 | 494,232 | 170,481 | 58,605 | 58,881 | 58,995 | 31,569 | 41,759 | 21,806 | 52,136 | |
| 34,246 | 24,377 | 10,084 | 10,171 | 3,921 | 6,144 | 281,318 | 89,616 | 35,194 | 35,588 | 34,253 | 18,056 | 24,228 | 12,828 | 31,555 | |
| 17,972 | 15,018 | 5,877 | 6,532 | 2,318 | 4,061 | 212,914 | 80,865 | 23,411 | 23,293 | 24,742 | 13,513 | 17,531 | 8,978 | 20,581 | |
| 45,860 | 35,190 | 15,342 | 15,859 | 7,527 | 12,521 | 439,087 | 150,952 | 49,006 | 52,583 | 52,308 | 28,002 | 34,551 | 21,385 | 50,300 | |
| 28,271 | 20,851 | 9,130 | 8,905 | 4,549 | 7,260 | 234,005 | 74,488 | 27,482 | 29,748 | 28,440 | 15,081 | 18,494 | 11,831 | 28,441 | |
| 17,589 | 14,339 | 6,212 | 6,954 | 2,978 | 5,261 | 205,082 | 76,464 | 21,524 | 22,835 | 23,868 | 12,921 | 16,057 | 9,554 | 21,859 | |
| 51,907 | 37,300 | 15,110 | 15,487 | 6,771 | 12,549 | 455,432 | 139,085 | 48,030 | 56,071 | 56,578 | 33,076 | 39,629 | 21,584 | 61,379 | |
| 32,934 | 23,283 | 9,390 | 9,149 | 4,160 | 7,383 | 245,507 | 67,782 | 27,722 | 32,193 | 31,925 | 17,754 | 21,652 | 12,262 | 34,217 | |
| 18,973 | 14,017 | 5,720 | 6,338 | 2,611 | 5,166 | 209,925 | 71,303 | 20,308 | 23,878 | 24,653 | 15,322 | 17,977 | 9,322 | 27,162 | |
| 70,389 | 54,292 | 23,437 | 22,624 | 11,042 | 18,580 | 680,921 | 251,118 | 67,642 | 79,654 | 79,789 | 40,711 | 49,572 | 30,890 | 81,545 | |
| 45,720 | 33,418 | 14,224 | 13,467 | 6,582 | 11,057 | 379,875 | 130,190 | 41,858 | 47,547 | 45,627 | 23,118 | 28,351 | 17,514 | 45,670 | |
| 24,669 | 20,874 | 9,213 | 9,157 | 4,460 | 7,523 | 301,046 | 120,928 | 25,784 | 32,107 | 34,162 | 17,593 | 21,221 | 13,376 | 35,875 | |
| 95,010 | 71,829 | 30,782 | 31,797 | 13,427 | 21,703 | 805,160 | 239,271 | 92,798 | 102,948 | 105,543 | 53,193 | 71,776 | 41,084 | 98,547 | |
| 62,797 | 45,318 | 19,483 | 20,055 | 8,874 | 13,176 | 472,146 | 128,204 | 59,050 | 63,731 | 62,476 | 30,862 | 43,130 | 25,393 | 59,300 | |
| 32,213 | 26,511 | 11,299 | 11,742 | 4,553 | 8,527 | 333,014 | 111,067 | 33,748 | 39,217 | 43,067 | 22,331 | 28,646 | 15,691 | 39,247 | |
| 16,049 | 12,050 | 4,645 | 4,206 | 1,724 | 2,594 | 119,207 | 30,772 | 14,644 | 17,912 | 17,685 | 8,171 | 9,931 | 5,333 | 14,759 | |
| 9,118 | 6,490 | 2,553 | 2,272 | 1,017 | 1,392 | 60,311 | 14,406 | 7,527 | 9,319 | 9,054 | 4,264 | 5,194 | 2,830 | 7,717 | |
| 6,931 | 5,560 | 2,092 | 1,934 | 707 | 1,202 | 58,896 | 16,366 | 7,117 | 8,593 | 8,631 | 3,907 | 4,737 | 2,503 | 7,042 | |

Note : Based on Resident Registration Address

제 VI-1-8 표

Table VI-1-8

Physical Activity (Exercise) Related

| XXXXX Division | | X X (20) Number of days in which intense exercise was performed within the recent week | | | | | | | | | X Number of days in which | | |
|---------------------|-------|---|-----------|-----------|-----------|---------|---------|---------|---------|---------|------------------------------|-----------|-----------|
| | | Total | h | i | j | k | l | m | n | o | Total | h | i |
| | | | | | | | | | | | | | |
| Total | Total | 11,411,862 | 6,603,174 | 1,746,244 | 1,191,419 | 856,774 | 345,766 | 325,894 | 138,997 | 203,594 | 11,409,824 | 5,963,317 | 1,708,708 |
| | M | 6,273,346 | 3,115,697 | 1,161,969 | 804,910 | 547,124 | 224,057 | 201,239 | 89,523 | 128,827 | 6,271,669 | 2,945,172 | 1,084,393 |
| | F | 5,138,516 | 3,487,477 | 584,275 | 386,509 | 309,650 | 121,709 | 124,655 | 49,474 | 74,767 | 5,138,155 | 3,018,145 | 624,315 |
| i q X 19 or less | S.T | 25,838 | 15,695 | 4,327 | 2,667 | 1,416 | 559 | 584 | 219 | 371 | 25,837 | 14,610 | 4,240 |
| | M | 11,872 | 6,367 | 2,110 | 1,446 | 816 | 337 | 390 | 157 | 249 | 11,871 | 6,323 | 1,852 |
| | F | 13,966 | 9,328 | 2,217 | 1,221 | 600 | 222 | 194 | 62 | 122 | 13,966 | 8,287 | 2,388 |
| j hX Xl | S.T | 289,759 | 161,650 | 50,406 | 33,510 | 20,437 | 8,279 | 8,465 | 2,881 | 4,131 | 289,737 | 143,224 | 51,971 |
| | M | 127,668 | 56,841 | 23,831 | 18,456 | 12,082 | 5,371 | 5,913 | 2,049 | 3,125 | 127,656 | 55,581 | 22,317 |
| | F | 162,091 | 104,809 | 26,575 | 15,054 | 8,355 | 2,908 | 2,552 | 832 | 1,006 | 162,081 | 87,643 | 29,654 |
| j nX Xq | S.T | 860,930 | 468,582 | 172,761 | 104,253 | 60,741 | 21,916 | 19,272 | 6,174 | 7,231 | 860,815 | 411,746 | 178,701 |
| | M | 480,025 | 223,623 | 108,496 | 68,336 | 39,675 | 15,402 | 13,937 | 4,794 | 5,762 | 479,947 | 210,571 | 103,790 |
| | F | 380,905 | 244,959 | 64,265 | 35,917 | 21,066 | 6,514 | 5,335 | 1,380 | 1,469 | 380,868 | 201,175 | 74,911 |
| khX Xl | S.T | 1,181,182 | 657,280 | 240,263 | 135,878 | 79,230 | 28,065 | 24,619 | 7,798 | 8,049 | 1,180,995 | 579,441 | 250,776 |
| | M | 790,962 | 384,542 | 183,477 | 105,910 | 61,205 | 22,617 | 19,953 | 6,570 | 6,688 | 790,812 | 353,831 | 181,246 |
| | F | 390,220 | 272,738 | 56,786 | 29,968 | 18,025 | 5,448 | 4,666 | 1,228 | 1,361 | 390,183 | 225,610 | 69,530 |
| knX Xq | S.T | 1,082,493 | 587,116 | 218,298 | 127,972 | 77,829 | 29,642 | 25,437 | 8,162 | 8,037 | 1,082,221 | 520,516 | 228,398 |
| | M | 750,835 | 362,449 | 169,328 | 101,112 | 61,034 | 23,890 | 19,906 | 6,669 | 6,447 | 750,598 | 335,051 | 170,228 |
| | F | 331,658 | 224,667 | 48,970 | 26,860 | 16,795 | 5,752 | 5,531 | 1,493 | 1,590 | 331,623 | 185,465 | 58,170 |
| l hX Xl | S.T | 1,273,845 | 686,795 | 227,609 | 150,257 | 102,944 | 42,271 | 37,573 | 12,959 | 13,437 | 1,273,512 | 608,231 | 227,415 |
| | M | 711,414 | 327,970 | 151,113 | 100,605 | 65,846 | 27,058 | 22,030 | 8,292 | 8,500 | 711,128 | 309,353 | 145,444 |
| | F | 562,431 | 358,825 | 76,496 | 49,652 | 37,098 | 15,213 | 15,543 | 4,667 | 4,937 | 562,384 | 298,878 | 81,971 |
| l nX Xq | S.T | 1,360,575 | 720,467 | 233,747 | 165,983 | 117,440 | 48,076 | 41,503 | 15,530 | 17,829 | 1,360,231 | 658,863 | 219,304 |
| | M | 750,554 | 336,021 | 153,323 | 111,763 | 74,685 | 30,486 | 24,060 | 9,569 | 10,647 | 750,257 | 325,973 | 139,962 |
| | F | 610,021 | 384,446 | 80,424 | 54,220 | 42,755 | 17,590 | 17,443 | 5,961 | 7,182 | 609,974 | 332,890 | 79,342 |
| nhX Xl | S.T | 1,758,432 | 977,133 | 260,845 | 195,426 | 148,647 | 62,088 | 56,683 | 24,484 | 33,126 | 1,758,049 | 904,015 | 233,075 |
| | M | 893,315 | 422,584 | 163,142 | 124,475 | 86,108 | 35,587 | 29,915 | 13,634 | 17,870 | 893,011 | 413,533 | 140,902 |
| | F | 865,117 | 554,549 | 97,703 | 70,951 | 62,539 | 26,501 | 26,768 | 10,850 | 15,256 | 865,038 | 490,482 | 92,173 |
| nnX Xiq | S.T | 1,151,456 | 659,064 | 147,562 | 119,404 | 97,158 | 40,979 | 40,452 | 18,600 | 28,237 | 1,151,209 | 607,673 | 130,413 |
| | M | 610,245 | 297,896 | 97,343 | 79,525 | 59,472 | 25,101 | 23,213 | 11,252 | 16,443 | 610,058 | 287,860 | 81,980 |
| | F | 541,211 | 361,168 | 50,219 | 39,879 | 37,686 | 15,878 | 17,239 | 7,348 | 11,794 | 541,151 | 319,813 | 48,433 |
| nhX Xl | S.T | 1,052,321 | 661,051 | 98,865 | 85,924 | 80,870 | 34,255 | 37,559 | 19,890 | 33,907 | 1,052,234 | 601,724 | 90,334 |
| | M | 508,411 | 279,856 | 60,135 | 52,335 | 45,078 | 19,491 | 20,215 | 11,620 | 19,681 | 508,329 | 265,072 | 50,653 |
| | F | 543,910 | 381,195 | 38,730 | 33,589 | 35,792 | 14,764 | 17,344 | 8,270 | 14,226 | 543,905 | 336,652 | 39,681 |
| nnX Xiq | S.T | 322,260 | 212,787 | 25,073 | 22,330 | 23,198 | 9,536 | 10,466 | 6,442 | 12,428 | 322,236 | 192,628 | 23,937 |
| | M | 167,792 | 96,809 | 15,780 | 14,672 | 14,958 | 6,291 | 6,756 | 4,245 | 8,281 | 167,772 | 90,055 | 13,653 |
| | F | 154,468 | 115,978 | 9,293 | 7,658 | 8,240 | 3,245 | 3,710 | 2,197 | 4,147 | 154,464 | 102,573 | 10,284 |
| ohX Xl | S.T | 647,956 | 469,023 | 42,404 | 33,415 | 34,228 | 14,826 | 17,302 | 11,447 | 25,311 | 647,942 | 422,748 | 43,460 |
| | M | 298,726 | 193,461 | 22,523 | 18,793 | 19,144 | 9,181 | 11,026 | 7,593 | 17,005 | 298,709 | 176,703 | 20,783 |
| | F | 349,230 | 275,562 | 19,881 | 14,622 | 15,084 | 5,645 | 6,276 | 3,854 | 8,306 | 349,233 | 246,045 | 22,677 |
| onX Xq | S.T | 245,049 | 192,212 | 15,065 | 9,777 | 8,936 | 3,759 | 4,274 | 3,123 | 7,903 | 245,045 | 173,913 | 16,274 |
| | M | 107,953 | 77,480 | 7,392 | 5,212 | 4,979 | 2,332 | 2,806 | 2,176 | 5,576 | 107,950 | 69,832 | 7,252 |
| | F | 137,096 | 114,732 | 7,673 | 4,565 | 3,957 | 1,427 | 1,468 | 947 | 2,327 | 137,095 | 104,081 | 9,022 |
| phX Xl | S.T | 128,721 | 106,883 | 7,479 | 4,002 | 3,233 | 1,332 | 1,504 | 1,159 | 3,129 | 128,715 | 98,110 | 8,616 |
| | M | 51,792 | 39,973 | 3,300 | 1,937 | 1,777 | 799 | 980 | 812 | 2,214 | 51,790 | 36,357 | 3,547 |
| | F | 76,929 | 66,910 | 4,179 | 2,065 | 1,456 | 533 | 524 | 347 | 915 | 76,925 | 61,753 | 5,069 |
| pm X 85 and over | S.T | 31,045 | 27,436 | 1,540 | 621 | 467 | 183 | 201 | 129 | 468 | 31,046 | 25,875 | 1,794 |
| | M | 11,782 | 9,825 | 676 | 333 | 265 | 114 | 139 | 91 | 339 | 11,781 | 9,077 | 784 |
| | F | 19,263 | 17,611 | 864 | 288 | 202 | 69 | 62 | 38 | 129 | 19,265 | 16,798 | 1,010 |
| XX | X | | | | | | | | | | | | |

Questions by Age and Gender

(Unit : Person)

| X X X X Xh X a moderate exercise was performed within the recent week | | | | | | X X X Xh X X X X Xh X X X a Number of days in which the examinee walked a total of 30 minutes or more within the recent week | | | | | | | | |
|---|-----------|---------|---------|---------|---------|--|-----------|-----------|-----------|-----------|---------|-----------|---------|-----------|
| j | k | l | m | n | o | Total | h | i | j | k | l | m | n | o |
| 1,364,464 | 1,045,530 | 424,724 | 428,649 | 186,451 | 287,981 | 11,408,202 | 3,216,790 | 1,242,443 | 1,469,236 | 1,509,142 | 781,776 | 1,133,218 | 642,851 | 1,412,746 |
| 848,254 | 612,675 | 253,908 | 248,531 | 111,182 | 167,554 | 6,270,456 | 1,647,106 | 731,996 | 845,674 | 833,711 | 432,557 | 620,451 | 356,264 | 802,697 |
| 516,210 | 432,855 | 170,816 | 180,118 | 75,269 | 120,427 | 5,137,746 | 1,569,684 | 510,447 | 623,562 | 675,431 | 349,219 | 512,767 | 286,587 | 610,049 |
| 2,829 | 1,752 | 719 | 793 | 328 | 566 | 25,831 | 6,128 | 2,483 | 2,655 | 2,653 | 1,609 | 2,721 | 1,744 | 5,838 |
| 1,362 | 892 | 398 | 492 | 194 | 358 | 11,869 | 2,870 | 1,012 | 1,072 | 1,058 | 638 | 1,346 | 828 | 3,045 |
| 1,467 | 860 | 321 | 301 | 134 | 208 | 13,962 | 3,258 | 1,471 | 1,583 | 1,595 | 971 | 1,375 | 916 | 2,793 |
| 37,644 | 25,083 | 10,273 | 11,266 | 3,862 | 6,414 | 289,626 | 61,834 | 29,789 | 33,990 | 33,459 | 20,407 | 35,745 | 19,495 | 54,907 |
| 17,485 | 12,711 | 5,716 | 6,963 | 2,439 | 4,444 | 127,567 | 28,920 | 12,000 | 12,490 | 12,774 | 8,352 | 15,081 | 8,231 | 29,719 |
| 20,159 | 12,372 | 4,557 | 4,303 | 1,423 | 1,970 | 162,059 | 32,914 | 17,789 | 21,500 | 20,685 | 12,055 | 20,664 | 11,264 | 25,188 |
| 120,297 | 75,367 | 26,904 | 27,454 | 8,668 | 11,678 | 860,620 | 183,194 | 106,964 | 120,480 | 111,846 | 58,125 | 106,658 | 50,749 | 122,604 |
| 70,481 | 44,507 | 17,256 | 18,354 | 6,293 | 8,695 | 479,795 | 102,286 | 56,963 | 61,814 | 58,269 | 31,675 | 58,259 | 29,429 | 81,100 |
| 49,816 | 30,860 | 9,648 | 9,100 | 2,375 | 2,983 | 380,825 | 80,908 | 50,001 | 58,666 | 53,577 | 26,450 | 48,399 | 21,320 | 41,504 |
| 160,235 | 97,412 | 34,244 | 34,542 | 10,861 | 13,484 | 1,180,794 | 279,941 | 168,561 | 175,679 | 153,755 | 73,151 | 134,743 | 60,452 | 134,512 |
| 114,811 | 69,729 | 25,666 | 26,474 | 8,652 | 10,403 | 790,643 | 176,242 | 111,148 | 115,361 | 102,399 | 50,611 | 91,223 | 42,890 | 100,769 |
| 45,424 | 27,683 | 8,578 | 8,068 | 2,209 | 3,081 | 390,151 | 103,699 | 57,413 | 60,318 | 51,356 | 22,540 | 43,520 | 17,562 | 33,743 |
| 148,843 | 92,801 | 34,456 | 33,686 | 10,898 | 12,623 | 1,082,103 | 271,531 | 165,992 | 168,444 | 142,210 | 67,335 | 115,603 | 51,511 | 99,477 |
| 109,615 | 67,478 | 25,973 | 24,784 | 8,266 | 9,203 | 750,531 | 178,073 | 115,471 | 117,781 | 100,075 | 48,752 | 80,449 | 36,915 | 73,015 |
| 39,228 | 25,323 | 8,483 | 8,902 | 2,632 | 3,420 | 331,572 | 93,458 | 50,521 | 50,663 | 42,135 | 18,583 | 35,154 | 14,596 | 26,462 |
| 176,294 | 125,005 | 50,394 | 48,335 | 17,670 | 20,168 | 1,273,290 | 331,359 | 169,864 | 194,002 | 179,722 | 88,407 | 127,428 | 65,296 | 117,212 |
| 107,776 | 71,410 | 29,382 | 26,323 | 10,197 | 11,243 | 710,988 | 177,010 | 102,231 | 112,521 | 99,995 | 49,496 | 68,120 | 35,417 | 66,198 |
| 68,518 | 53,595 | 21,012 | 22,012 | 7,473 | 8,925 | 562,302 | 154,349 | 67,633 | 81,481 | 79,727 | 38,911 | 59,308 | 29,879 | 51,014 |
| 186,513 | 140,610 | 56,910 | 52,406 | 20,717 | 24,908 | 1,359,928 | 375,793 | 166,236 | 200,271 | 195,189 | 96,581 | 128,164 | 70,468 | 127,226 |
| 116,547 | 81,416 | 33,004 | 28,270 | 11,664 | 13,421 | 750,036 | 196,728 | 101,042 | 118,801 | 109,902 | 53,502 | 65,730 | 36,671 | 67,660 |
| 69,966 | 59,194 | 23,906 | 24,136 | 9,053 | 11,487 | 609,892 | 179,065 | 65,194 | 81,470 | 85,287 | 43,079 | 62,434 | 33,797 | 59,566 |
| 217,023 | 179,954 | 75,117 | 72,478 | 32,033 | 44,354 | 1,757,825 | 524,263 | 179,509 | 229,552 | 248,438 | 125,642 | 162,013 | 97,422 | 190,986 |
| 128,477 | 95,781 | 40,032 | 36,020 | 16,391 | 21,875 | 892,827 | 252,327 | 102,351 | 128,313 | 127,832 | 63,554 | 78,132 | 47,547 | 92,771 |
| 88,546 | 84,173 | 35,085 | 36,458 | 15,642 | 22,479 | 864,998 | 271,936 | 77,158 | 101,239 | 120,606 | 62,088 | 83,881 | 49,875 | 98,215 |
| 131,148 | 117,408 | 50,449 | 52,308 | 24,454 | 37,356 | 1,151,027 | 348,663 | 98,897 | 135,840 | 159,252 | 83,852 | 110,939 | 69,258 | 144,326 |
| 81,792 | 67,307 | 29,064 | 28,369 | 13,679 | 20,007 | 609,894 | 173,446 | 57,681 | 78,543 | 86,906 | 44,990 | 57,564 | 36,275 | 74,489 |
| 49,356 | 50,101 | 21,385 | 23,939 | 10,775 | 17,349 | 541,133 | 175,217 | 41,216 | 57,297 | 72,346 | 38,862 | 53,375 | 32,983 | 69,837 |
| 96,736 | 98,701 | 43,922 | 48,469 | 26,324 | 46,024 | 1,052,210 | 333,596 | 71,240 | 103,601 | 136,851 | 76,193 | 99,530 | 69,427 | 161,772 |
| 54,138 | 51,729 | 23,387 | 24,751 | 14,285 | 24,314 | 508,292 | 153,505 | 36,877 | 52,697 | 66,059 | 36,766 | 47,755 | 34,929 | 79,704 |
| 42,598 | 46,972 | 20,535 | 23,718 | 12,039 | 21,710 | 543,918 | 180,091 | 34,363 | 50,904 | 70,792 | 39,427 | 51,775 | 34,498 | 82,068 |
| 25,263 | 28,367 | 12,596 | 13,852 | 8,543 | 17,050 | 322,256 | 101,906 | 18,595 | 26,713 | 39,546 | 23,222 | 29,800 | 23,153 | 59,321 |
| 15,297 | 17,144 | 7,840 | 8,264 | 5,166 | 10,353 | 167,788 | 48,514 | 9,549 | 14,031 | 21,500 | 12,711 | 16,277 | 12,773 | 32,433 |
| 9,966 | 11,223 | 4,756 | 5,588 | 3,377 | 6,697 | 154,468 | 53,392 | 9,046 | 12,682 | 18,046 | 10,511 | 13,523 | 10,380 | 26,888 |
| 41,496 | 44,477 | 20,361 | 23,854 | 15,653 | 35,893 | 647,931 | 226,314 | 37,673 | 49,315 | 70,117 | 43,685 | 53,379 | 42,754 | 124,694 |
| 21,002 | 23,183 | 11,513 | 13,917 | 9,689 | 21,919 | 298,714 | 94,688 | 15,784 | 21,041 | 31,450 | 20,737 | 27,264 | 22,899 | 64,851 |
| 20,494 | 21,294 | 8,848 | 9,937 | 5,964 | 13,974 | 349,217 | 131,626 | 21,889 | 28,274 | 38,667 | 22,948 | 26,115 | 19,855 | 59,843 |
| 13,351 | 12,865 | 5,847 | 6,436 | 4,514 | 11,845 | 245,030 | 96,735 | 15,445 | 17,779 | 23,206 | 15,242 | 17,226 | 14,059 | 45,338 |
| 6,446 | 6,576 | 3,305 | 3,930 | 2,974 | 7,635 | 107,951 | 37,156 | 5,871 | 7,078 | 10,108 | 7,129 | 8,752 | 7,691 | 24,166 |
| 6,905 | 6,289 | 2,542 | 2,506 | 1,540 | 4,210 | 137,079 | 59,579 | 9,574 | 10,701 | 13,098 | 8,113 | 8,474 | 6,368 | 21,172 |
| 5,823 | 4,965 | 2,205 | 2,422 | 1,699 | 4,875 | 128,702 | 57,681 | 9,056 | 9,194 | 10,878 | 7,037 | 7,905 | 6,067 | 20,884 |
| 2,579 | 2,419 | 1,185 | 1,399 | 1,134 | 3,170 | 51,785 | 19,876 | 3,212 | 3,403 | 4,463 | 3,028 | 3,820 | 3,195 | 10,788 |
| 3,244 | 2,546 | 1,020 | 1,023 | 565 | 1,705 | 76,917 | 37,805 | 5,844 | 5,791 | 6,415 | 4,009 | 4,085 | 2,872 | 10,096 |
| 969 | 763 | 327 | 348 | 227 | 743 | 31,029 | 17,852 | 2,139 | 1,721 | 2,020 | 1,288 | 1,364 | 996 | 3,649 |
| 446 | 393 | 187 | 221 | 159 | 514 | 11,776 | 5,465 | 804 | 728 | 921 | 616 | 679 | 574 | 1,989 |
| 523 | 370 | 140 | 127 | 68 | 229 | 19,253 | 12,387 | 1,335 | 993 | 1,099 | 672 | 685 | 422 | 1,660 |

Note : Based on Age at the End of the Year

Table VI-2-1

Common Cancer Screening Questions by Province and Gender

| Division | | X X X (Stomach cancer screening) | | | | | | | | |
|--------------|--------------|----------------------------------|------------------|----------------|----------------|----------------|------------------|------------------|----------------|------------------|
| | | XUpper gastrointestinyography) | | | | | XGastroscopy) | | | |
| | | Total | i h X | i X | i X | j i h | Total | i h X | i X | i X |
| Total | Total | 7,124,419 | 5,177,008 | 221,616 | 855,444 | 870,351 | 7,186,727 | 2,430,705 | 786,905 | 2,186,547 |
| | M | 2,824,902 | 2,103,273 | 81,960 | 311,759 | 327,910 | 2,855,071 | 956,064 | 306,271 | 890,491 |
| | F | 4,299,517 | 3,073,735 | 139,656 | 543,685 | 542,441 | 4,331,656 | 1,474,641 | 480,634 | 1,296,056 |
| Seoul | S.T | 1,344,366 | 993,223 | 46,490 | 161,489 | 143,164 | 1,361,758 | 450,887 | 158,327 | 443,681 |
| | M | 523,121 | 395,774 | 18,639 | 57,000 | 51,708 | 531,109 | 174,808 | 63,816 | 175,665 |
| | F | 821,245 | 597,449 | 27,851 | 104,489 | 91,456 | 830,649 | 276,079 | 94,511 | 268,016 |
| Busan | S.T | 529,523 | 387,376 | 14,423 | 66,220 | 61,504 | 532,083 | 178,467 | 52,046 | 163,086 |
| | M | 206,017 | 155,505 | 5,156 | 22,975 | 22,381 | 207,337 | 67,920 | 19,876 | 65,203 |
| | F | 323,506 | 231,871 | 9,267 | 43,245 | 39,123 | 324,746 | 110,547 | 32,170 | 97,883 |
| Daegu | S.T | 342,574 | 266,000 | 8,218 | 31,689 | 36,667 | 347,924 | 93,461 | 39,840 | 114,453 |
| | M | 134,197 | 107,273 | 2,776 | 10,873 | 13,275 | 136,851 | 36,428 | 14,751 | 46,577 |
| | F | 208,377 | 158,727 | 5,442 | 20,816 | 23,392 | 211,073 | 57,033 | 25,089 | 67,876 |
| Incheon | S.T | 365,659 | 271,848 | 12,210 | 42,752 | 38,849 | 368,578 | 139,147 | 39,613 | 108,441 |
| | M | 142,397 | 108,172 | 4,520 | 15,135 | 14,570 | 143,824 | 54,541 | 15,084 | 42,781 |
| | F | 223,262 | 163,676 | 7,690 | 27,617 | 24,279 | 224,754 | 84,606 | 24,529 | 65,660 |
| Gwangju | S.T | 204,130 | 149,894 | 5,234 | 21,966 | 27,036 | 205,544 | 65,445 | 23,222 | 63,903 |
| | M | 80,207 | 60,342 | 1,840 | 7,885 | 10,140 | 80,925 | 25,210 | 8,993 | 26,135 |
| | F | 123,923 | 89,552 | 3,394 | 14,081 | 16,896 | 124,619 | 40,235 | 14,229 | 37,768 |
| Daejeon | S.T | 230,832 | 162,863 | 9,017 | 31,369 | 27,583 | 232,595 | 74,470 | 28,708 | 75,187 |
| | M | 96,778 | 70,344 | 4,101 | 11,931 | 10,402 | 97,447 | 30,669 | 12,978 | 32,262 |
| | F | 134,054 | 92,519 | 4,916 | 19,438 | 17,181 | 135,148 | 43,801 | 15,730 | 42,925 |
| Ulsan | S.T | 139,259 | 98,270 | 3,731 | 15,198 | 22,060 | 140,772 | 48,702 | 14,827 | 38,016 |
| | M | 50,266 | 37,131 | 1,187 | 4,846 | 7,102 | 51,085 | 17,313 | 4,891 | 14,458 |
| | F | 88,993 | 61,139 | 2,544 | 10,352 | 14,958 | 89,687 | 31,389 | 9,936 | 23,558 |
| Sejong | S.T | 15,361 | 10,105 | 483 | 2,420 | 2,353 | 15,649 | 5,311 | 1,746 | 4,932 |
| | M | 6,534 | 4,635 | 157 | 760 | 982 | 6,720 | 2,302 | 688 | 2,116 |
| | F | 8,827 | 5,470 | 326 | 1,660 | 1,371 | 8,929 | 3,009 | 1,058 | 2,816 |
| Gyeonggi | S.T | 1,536,932 | 1,165,860 | 50,622 | 170,717 | 149,733 | 1,558,357 | 516,497 | 185,396 | 508,662 |
| | M | 607,726 | 469,146 | 19,387 | 62,112 | 57,081 | 618,294 | 205,299 | 73,005 | 204,603 |
| | F | 929,206 | 696,714 | 31,235 | 108,605 | 92,652 | 940,063 | 311,198 | 112,391 | 304,059 |
| Gangwon | S.T | 253,379 | 167,593 | 8,144 | 34,351 | 43,291 | 253,422 | 98,222 | 25,172 | 67,840 |
| | M | 105,859 | 71,240 | 3,007 | 13,765 | 17,847 | 105,971 | 41,503 | 9,887 | 28,867 |
| | F | 147,520 | 96,353 | 5,137 | 20,586 | 25,444 | 147,451 | 56,719 | 15,285 | 38,973 |
| Chungbuk | S.T | 249,197 | 164,042 | 7,702 | 38,295 | 39,158 | 249,942 | 101,194 | 23,767 | 66,573 |
| | M | 104,386 | 69,976 | 3,079 | 15,145 | 16,186 | 104,825 | 41,515 | 10,043 | 28,683 |
| | F | 144,811 | 94,066 | 4,623 | 23,150 | 22,972 | 145,117 | 59,679 | 13,724 | 37,890 |
| Chungnam | S.T | 299,612 | 203,916 | 10,146 | 40,337 | 45,213 | 300,395 | 107,627 | 32,449 | 81,116 |
| | M | 120,236 | 83,335 | 3,068 | 15,770 | 18,063 | 120,488 | 41,804 | 11,997 | 33,976 |
| | F | 179,376 | 120,581 | 7,078 | 24,567 | 27,150 | 179,907 | 65,823 | 20,452 | 47,140 |
| Jeonbuk | S.T | 307,414 | 194,578 | 11,747 | 47,340 | 53,749 | 310,278 | 109,082 | 34,176 | 85,014 |
| | M | 125,417 | 82,340 | 4,035 | 18,025 | 21,017 | 126,728 | 44,194 | 12,859 | 36,104 |
| | F | 181,997 | 112,238 | 7,712 | 29,315 | 32,732 | 183,550 | 64,888 | 21,317 | 48,910 |
| Jeonnam | S.T | 343,873 | 243,958 | 9,653 | 39,718 | 50,544 | 344,734 | 113,119 | 33,517 | 97,404 |
| | M | 142,224 | 105,284 | 3,406 | 14,478 | 19,056 | 142,735 | 46,080 | 13,254 | 42,167 |
| | F | 201,649 | 138,674 | 6,247 | 25,240 | 31,488 | 201,999 | 67,039 | 20,263 | 55,237 |
| Gyeonabuk | S.T | 426,071 | 308,239 | 10,645 | 54,864 | 52,323 | 427,335 | 136,922 | 42,985 | 122,771 |
| | M | 171,456 | 126,850 | 3,574 | 21,079 | 19,953 | 172,088 | 54,910 | 16,157 | 50,811 |
| | F | 254,615 | 181,389 | 7,071 | 33,785 | 32,370 | 255,247 | 82,012 | 26,828 | 71,960 |
| Gyeonanam | S.T | 459,492 | 335,771 | 11,215 | 49,329 | 63,177 | 460,558 | 154,844 | 45,083 | 128,845 |
| | M | 177,497 | 134,103 | 3,311 | 17,299 | 22,784 | 178,032 | 56,977 | 15,616 | 53,255 |
| | F | 281,995 | 201,668 | 7,904 | 32,030 | 40,393 | 282,526 | 97,867 | 29,467 | 75,590 |
| Jeju | S.T | 76,745 | 53,472 | 1,936 | 7,390 | 13,947 | 76,803 | 37,308 | 6,031 | 16,623 |
| | M | 30,584 | 21,823 | 717 | 2,681 | 5,363 | 30,612 | 14,591 | 2,376 | 6,828 |
| | F | 46,161 | 31,649 | 1,219 | 4,709 | 8,584 | 46,191 | 22,717 | 3,655 | 9,795 |

XX X

X X X X (List of Key English Terminology)

X h X X X (10 years or more or no experience) X X (less than 1 year)

X X X X (1 year or more and less than 2 years) X X X X (2 years or more and less than 10 years)

(Status of Screening Experience and Time Period of Screening)

XX a
(Unit : Person)

| j i h | XBreast cancer screening) | | | | | (Colorectal cancer screening) | | | | |
|------------------|---------------------------|------------------|----------------|------------------|------------------|-------------------------------|------------------|----------------|------------------|----------------|
| | (Mammography) | | | | | XFecal Occult Blood Test) | | | | |
| | Total | i h | i X | i X | j i h | Total | i h X | i X | i X | j i h |
| 1,782,570 | 4,330,406 | 1,263,113 | 459,518 | 1,464,777 | 1,142,998 | 7,134,212 | 4,975,029 | 265,351 | 1,068,755 | 825,077 |
| 702,245 | - | - | - | - | - | 2,827,668 | 1,991,431 | 107,424 | 417,559 | 311,254 |
| 1,080,325 | 4,330,406 | 1,263,113 | 459,518 | 1,464,777 | 1,142,998 | 4,306,544 | 2,983,598 | 157,927 | 651,196 | 513,823 |
| 308,863 | 831,965 | 242,459 | 99,502 | 293,458 | 196,546 | 1,348,100 | 909,537 | 60,567 | 230,032 | 147,964 |
| 116,820 | - | - | - | - | - | 523,956 | 360,346 | 25,346 | 85,652 | 52,612 |
| 192,043 | 831,965 | 242,459 | 99,502 | 293,458 | 196,546 | 824,144 | 549,191 | 35,221 | 144,380 | 95,352 |
| 138,484 | 323,881 | 95,179 | 30,189 | 112,121 | 86,392 | 529,846 | 360,458 | 18,239 | 84,416 | 66,733 |
| 54,338 | - | - | - | - | - | 206,150 | 141,020 | 7,186 | 32,543 | 25,401 |
| 84,146 | 323,881 | 95,179 | 30,189 | 112,121 | 86,392 | 323,696 | 219,438 | 11,053 | 51,873 | 41,332 |
| 100,170 | 210,802 | 57,023 | 21,103 | 70,457 | 62,219 | 344,670 | 248,654 | 10,224 | 43,879 | 41,913 |
| 39,095 | - | - | - | - | - | 135,162 | 98,537 | 4,108 | 17,004 | 15,513 |
| 61,075 | 210,802 | 57,023 | 21,103 | 70,457 | 62,219 | 209,508 | 150,117 | 6,116 | 26,875 | 26,400 |
| 81,377 | 224,698 | 71,352 | 24,840 | 74,788 | 53,718 | 365,775 | 261,337 | 14,511 | 52,639 | 37,288 |
| 31,418 | - | - | - | - | - | 142,372 | 103,014 | 5,855 | 19,841 | 13,662 |
| 49,959 | 224,698 | 71,352 | 24,840 | 74,788 | 53,718 | 223,403 | 158,323 | 8,656 | 32,798 | 23,626 |
| 52,974 | 124,565 | 34,625 | 12,538 | 42,658 | 34,744 | 204,701 | 150,108 | 6,365 | 26,706 | 21,522 |
| 20,587 | - | - | - | - | - | 80,498 | 58,410 | 2,765 | 11,045 | 8,278 |
| 32,387 | 124,565 | 34,625 | 12,538 | 42,658 | 34,744 | 124,203 | 91,698 | 3,600 | 15,661 | 13,244 |
| 54,230 | 134,909 | 36,366 | 16,404 | 48,409 | 33,730 | 231,239 | 168,440 | 8,673 | 32,573 | 21,553 |
| 21,538 | - | - | - | - | - | 96,996 | 71,638 | 4,039 | 13,146 | 8,173 |
| 32,692 | 134,909 | 36,366 | 16,404 | 48,409 | 33,730 | 134,243 | 96,802 | 4,634 | 19,427 | 13,380 |
| 39,227 | 89,549 | 29,746 | 8,644 | 25,873 | 25,286 | 139,412 | 104,412 | 3,681 | 14,666 | 16,653 |
| 14,423 | - | - | - | - | - | 50,313 | 37,985 | 1,289 | 5,090 | 5,949 |
| 24,804 | 89,549 | 29,746 | 8,644 | 25,873 | 25,286 | 89,099 | 66,427 | 2,392 | 9,576 | 10,704 |
| 3,660 | 8,912 | 2,684 | 867 | 3,162 | 2,199 | 15,597 | 10,927 | 574 | 2,493 | 1,603 |
| 1,614 | - | - | - | - | - | 6,697 | 5,015 | 179 | 859 | 644 |
| 2,046 | 8,912 | 2,684 | 867 | 3,162 | 2,199 | 8,900 | 5,912 | 395 | 1,634 | 959 |
| 347,802 | 939,323 | 286,349 | 110,777 | 324,031 | 218,166 | 1,539,300 | 1,095,518 | 65,473 | 233,093 | 145,216 |
| 135,387 | - | - | - | - | - | 607,883 | 437,315 | 26,790 | 89,822 | 53,956 |
| 212,415 | 939,323 | 286,349 | 110,777 | 324,031 | 218,166 | 931,417 | 658,203 | 38,683 | 143,271 | 91,260 |
| 62,188 | 147,947 | 39,821 | 14,245 | 50,721 | 43,160 | 252,658 | 170,670 | 9,758 | 39,941 | 32,289 |
| 25,714 | - | - | - | - | - | 105,511 | 72,412 | 3,976 | 16,435 | 12,688 |
| 36,474 | 147,947 | 39,821 | 14,245 | 50,721 | 43,160 | 147,147 | 98,258 | 5,782 | 23,506 | 19,601 |
| 58,408 | 145,136 | 43,996 | 12,921 | 50,220 | 37,999 | 249,303 | 173,446 | 7,503 | 38,426 | 29,928 |
| 24,584 | - | - | - | - | - | 104,430 | 73,097 | 3,259 | 15,932 | 12,142 |
| 33,824 | 145,136 | 43,996 | 12,921 | 50,220 | 37,999 | 144,873 | 100,349 | 4,244 | 22,494 | 17,786 |
| 79,203 | 180,223 | 53,169 | 19,744 | 57,787 | 49,523 | 299,632 | 206,202 | 10,296 | 44,693 | 38,441 |
| 32,711 | - | - | - | - | - | 120,179 | 82,626 | 3,674 | 18,557 | 15,322 |
| 46,492 | 180,223 | 53,169 | 19,744 | 57,787 | 49,523 | 179,453 | 123,576 | 6,622 | 26,136 | 23,119 |
| 82,006 | 183,087 | 46,416 | 19,341 | 62,585 | 54,745 | 307,722 | 216,261 | 11,082 | 41,710 | 38,669 |
| 33,571 | - | - | - | - | - | 125,474 | 88,425 | 4,203 | 17,241 | 15,605 |
| 48,435 | 183,087 | 46,416 | 19,341 | 62,585 | 54,745 | 182,248 | 127,836 | 6,879 | 24,469 | 23,064 |
| 100,694 | 202,579 | 51,758 | 17,379 | 66,898 | 66,544 | 343,574 | 248,831 | 9,112 | 39,692 | 45,939 |
| 41,234 | - | - | - | - | - | 142,320 | 103,258 | 3,785 | 16,671 | 18,606 |
| 59,460 | 202,579 | 51,758 | 17,379 | 66,898 | 66,544 | 201,254 | 145,573 | 5,327 | 23,021 | 27,333 |
| 124,657 | 255,085 | 70,878 | 22,289 | 83,945 | 77,973 | 426,345 | 274,905 | 13,770 | 74,459 | 63,211 |
| 50,210 | - | - | - | - | - | 171,582 | 112,493 | 5,273 | 30,136 | 23,680 |
| 74,447 | 255,085 | 70,878 | 22,289 | 83,945 | 77,973 | 254,763 | 162,412 | 8,497 | 44,323 | 39,531 |
| 131,786 | 281,560 | 83,409 | 25,306 | 86,164 | 86,681 | 459,613 | 318,262 | 13,887 | 62,658 | 64,806 |
| 52,184 | - | - | - | - | - | 177,583 | 122,721 | 5,054 | 25,083 | 24,725 |
| 79,602 | 281,560 | 83,409 | 25,306 | 86,164 | 86,681 | 282,030 | 195,541 | 8,833 | 37,575 | 40,081 |
| 16,841 | 46,185 | 17,883 | 3,429 | 11,500 | 13,373 | 76,725 | 57,061 | 1,636 | 6,679 | 11,349 |
| 6,817 | - | - | - | - | - | 30,562 | 23,119 | 643 | 2,502 | 4,298 |
| 10,024 | 46,185 | 17,883 | 3,429 | 11,500 | 13,373 | 46,163 | 33,942 | 993 | 4,177 | 7,051 |

Note : Based on Resident Registration Address

Table VI-2-1

Common Cancer Screening Questions by Province and Gender

| Division | | (Colorectal cancer screening) | | | | | | | | |
|-----------|-------|--|-----------|--------|----------|------------|-----------|---------------|---------|----------|
| | | XDouble-Contrast examination of the Colon) | | | | | | XColonoscopy) | | |
| | | Total | i h X | i X | i ¿ X | j ¿ i h | Total | i h X | i X | i ¿ X |
| Total | Total | 7,106,988 | 6,718,867 | 51,013 | 147,292 | 189,816 | 7,147,492 | 5,060,735 | 293,983 | 711,856 |
| Total | M | 2,816,264 | 2,672,205 | 17,819 | 57,167 | 69,073 | 2,835,387 | 1,885,305 | 126,782 | 336,081 |
| | F | 4,290,724 | 4,046,662 | 33,194 | 90,125 | 120,743 | 4,312,105 | 3,175,430 | 167,201 | 375,775 |
| XXXXXX | S.T | 1,337,394 | 1,256,187 | 11,159 | 31,281 | 38,767 | 1,351,440 | 928,204 | 61,512 | 147,733 |
| Seoul | M | 519,966 | 490,439 | 4,086 | 11,955 | 13,486 | 526,458 | 334,702 | 27,390 | 69,066 |
| | F | 817,428 | 765,748 | 7,073 | 19,326 | 25,281 | 824,982 | 593,502 | 34,122 | 78,667 |
| XXXXXX | S.T | 529,232 | 499,604 | 4,247 | 11,716 | 13,665 | 531,099 | 374,562 | 20,782 | 55,041 |
| Busan | M | 205,855 | 195,413 | 1,346 | 4,228 | 4,868 | 206,891 | 137,751 | 8,632 | 24,793 |
| | F | 323,377 | 304,191 | 2,901 | 7,488 | 8,797 | 324,208 | 236,811 | 12,150 | 30,248 |
| XXXXXX | S.T | 342,775 | 329,312 | 1,837 | 4,815 | 6,811 | 346,812 | 230,261 | 16,198 | 38,474 |
| Daegu | M | 134,317 | 129,634 | 579 | 1,746 | 2,358 | 136,448 | 83,692 | 6,755 | 18,431 |
| | F | 208,458 | 199,678 | 1,258 | 3,069 | 4,453 | 210,364 | 146,569 | 9,443 | 20,043 |
| XXXXXX | S.T | 364,603 | 339,510 | 3,403 | 9,059 | 12,631 | 366,593 | 267,815 | 14,537 | 34,112 |
| Incheon | M | 141,872 | 132,420 | 1,265 | 3,547 | 4,640 | 142,923 | 99,128 | 6,119 | 15,887 |
| | F | 222,731 | 207,090 | 2,138 | 5,512 | 7,991 | 223,670 | 168,687 | 8,418 | 18,225 |
| XXXXXX | S.T | 204,313 | 193,474 | 1,234 | 4,066 | 5,539 | 205,116 | 144,836 | 8,947 | 20,551 |
| Gwangju | M | 80,320 | 76,271 | 387 | 1,630 | 2,032 | 80,728 | 53,157 | 3,897 | 9,900 |
| | F | 123,993 | 117,203 | 847 | 2,436 | 3,507 | 124,388 | 91,679 | 5,050 | 10,651 |
| XXXXXX | S.T | 230,887 | 218,605 | 1,643 | 4,818 | 5,821 | 231,717 | 157,613 | 10,703 | 26,735 |
| Daejeon | M | 96,882 | 92,201 | 664 | 1,854 | 2,163 | 97,259 | 60,466 | 5,274 | 13,585 |
| | F | 134,005 | 126,404 | 979 | 2,964 | 3,658 | 134,458 | 97,147 | 5,429 | 13,150 |
| XXXXXX | S.T | 139,193 | 131,903 | 899 | 2,664 | 3,727 | 140,249 | 94,438 | 6,053 | 15,196 |
| Ulsan | M | 50,228 | 48,054 | 267 | 821 | 1,086 | 50,830 | 32,415 | 2,179 | 6,342 |
| | F | 88,965 | 83,849 | 632 | 1,843 | 2,641 | 89,419 | 62,023 | 3,874 | 8,854 |
| XXXXXX | S.T | 15,367 | 14,455 | 120 | 401 | 391 | 15,644 | 11,711 | 568 | 1,457 |
| Sejong | M | 6,536 | 6,207 | 30 | 131 | 168 | 6,715 | 4,763 | 266 | 742 |
| | F | 8,831 | 8,248 | 90 | 270 | 223 | 8,929 | 6,948 | 302 | 715 |
| XXXXXX | S.T | 1,531,838 | 1,441,863 | 12,624 | 35,244 | 42,107 | 1,546,012 | 1,077,835 | 68,751 | 168,237 |
| Gyeonggi | M | 604,418 | 570,458 | 4,546 | 14,084 | 15,330 | 612,926 | 400,795 | 29,459 | 78,874 |
| | F | 927,420 | 871,405 | 8,078 | 21,160 | 26,777 | 933,086 | 677,040 | 39,292 | 89,363 |
| XXXXXX | S.T | 252,294 | 242,744 | 1,336 | 3,810 | 4,404 | 251,354 | 200,821 | 7,647 | 16,156 |
| Gangwon | M | 105,373 | 101,290 | 510 | 1,673 | 1,900 | 104,187 | 80,014 | 3,409 | 7,826 |
| | F | 146,921 | 141,454 | 826 | 2,137 | 2,504 | 147,167 | 120,807 | 4,238 | 8,330 |
| XXXXXX | S.T | 248,979 | 237,783 | 1,501 | 4,159 | 5,536 | 249,482 | 185,037 | 8,851 | 22,921 |
| Chungbuk | M | 104,282 | 99,516 | 593 | 1,795 | 2,378 | 104,590 | 73,373 | 4,168 | 11,561 |
| | F | 144,697 | 138,267 | 908 | 2,364 | 3,158 | 144,892 | 111,664 | 4,683 | 11,360 |
| XXXXXX | S.T | 299,245 | 281,487 | 2,259 | 6,763 | 8,736 | 297,808 | 214,419 | 11,484 | 27,506 |
| Chungnam | M | 120,058 | 113,075 | 758 | 2,769 | 3,456 | 118,254 | 80,586 | 4,723 | 12,740 |
| | F | 179,187 | 168,412 | 1,501 | 3,994 | 5,280 | 179,554 | 133,833 | 6,761 | 14,766 |
| XXXXXX | S.T | 306,743 | 290,536 | 2,078 | 5,747 | 8,382 | 309,079 | 217,841 | 13,133 | 29,021 |
| Jeonbuk | M | 125,086 | 119,426 | 693 | 1,885 | 3,082 | 126,304 | 84,157 | 5,722 | 13,872 |
| | F | 181,657 | 171,110 | 1,385 | 3,862 | 5,300 | 182,775 | 133,684 | 7,411 | 15,149 |
| XXXXXX | S.T | 342,132 | 325,254 | 1,660 | 5,466 | 9,752 | 341,457 | 244,088 | 11,744 | 29,476 |
| Jeonnam | M | 141,642 | 134,918 | 611 | 2,329 | 3,784 | 140,626 | 95,218 | 5,269 | 14,505 |
| | F | 200,490 | 190,336 | 1,049 | 3,137 | 5,968 | 200,831 | 148,870 | 6,475 | 14,971 |
| XXXXXX | S.T | 426,095 | 402,668 | 2,102 | 9,920 | 11,405 | 426,928 | 311,411 | 14,785 | 35,420 |
| Gyeongbuk | M | 171,465 | 162,360 | 714 | 4,069 | 4,322 | 171,842 | 118,491 | 6,204 | 17,192 |
| | F | 254,630 | 240,308 | 1,388 | 5,851 | 7,083 | 255,086 | 192,920 | 8,581 | 18,228 |
| XXXXXX | S.T | 459,169 | 438,773 | 2,647 | 6,611 | 11,138 | 459,940 | 335,978 | 16,301 | 39,796 |
| Gyeongnam | M | 177,392 | 170,706 | 680 | 2,357 | 3,649 | 177,818 | 122,280 | 6,371 | 18,780 |
| | F | 281,777 | 268,067 | 1,967 | 4,254 | 7,489 | 282,122 | 213,698 | 9,930 | 21,016 |
| XXXXXX | S.T | 76,729 | 74,709 | 264 | 752 | 1,004 | 76,762 | 63,865 | 1,987 | 4,024 |
| Jeju | M | 30,572 | 29,817 | 90 | 294 | 371 | 30,588 | 24,317 | 945 | 1,985 |
| | F | 46,157 | 44,892 | 174 | 458 | 633 | 46,174 | 39,548 | 1,042 | 2,039 |

XX X (List of Key English Terminology)

XXXXXh X X X (10 years or more or no experience)¿ X (less than 1 year)

XXXXX X X ¿ X (1 year or more and less than 2 years)¿ X Xh X (2 years or more and less than 10 years)

XXXXX (No experience)¿ X (within 6 months), n ¿ i X (between 6 months and 1 year)¿ X (prior to a year ago)

(Status of Screening Experience and Time Period of Screening) <Cont'd>

XX a
(Unit : Person)

| j i h | (Cervical cancer screening) | | | | | XLiver cancer screening) | | | | |
|------------------|-----------------------------|------------------|----------------|------------------|------------------|--------------------------|------------------|----------------|----------------|------------------|
| | (Cervical cytology) | | | | | (Liver ultrasound) | | | | |
| | Total | i h | i X | i X | j i h | Total | n X | n X | i | |
| 1,080,918 | 4,329,287 | 1,390,879 | 497,005 | 1,353,667 | 1,087,736 | 7,163,597 | 5,320,616 | 151,074 | 433,226 | 1,258,681 |
| 487,219 | - | - | - | - | - | 2,843,918 | 1,970,899 | 60,005 | 213,321 | 599,693 |
| 593,699 | 4,329,287 | 1,390,879 | 497,005 | 1,353,667 | 1,087,736 | 4,319,679 | 3,349,717 | 91,069 | 219,905 | 658,988 |
| 213,991 | 831,262 | 258,298 | 111,214 | 277,725 | 184,025 | 1,357,445 | 994,531 | 31,000 | 92,724 | 239,190 |
| 95,300 | - | - | - | - | - | 528,789 | 361,558 | 12,464 | 44,725 | 110,042 |
| 118,691 | 831,262 | 258,298 | 111,214 | 277,725 | 184,025 | 828,656 | 632,973 | 18,536 | 47,999 | 129,148 |
| 80,714 | 323,958 | 100,882 | 31,379 | 106,372 | 85,325 | 531,344 | 377,118 | 12,422 | 32,838 | 108,966 |
| 35,715 | - | - | - | - | - | 206,962 | 136,161 | 5,055 | 15,638 | 50,108 |
| 44,999 | 323,958 | 100,882 | 31,379 | 106,372 | 85,325 | 324,382 | 240,957 | 7,367 | 17,200 | 58,858 |
| 61,879 | 210,703 | 54,952 | 23,525 | 69,700 | 62,526 | 346,725 | 247,766 | 9,034 | 21,554 | 68,371 |
| 27,570 | - | - | - | - | - | 136,399 | 88,778 | 3,645 | 10,823 | 33,153 |
| 34,309 | 210,703 | 54,952 | 23,525 | 69,700 | 62,526 | 210,326 | 158,988 | 5,389 | 10,731 | 35,218 |
| 50,129 | 224,384 | 75,395 | 28,189 | 69,167 | 51,633 | 367,008 | 280,295 | 7,607 | 23,091 | 56,015 |
| 21,789 | - | - | - | - | - | 143,048 | 103,106 | 2,874 | 11,289 | 25,779 |
| 28,340 | 224,384 | 75,395 | 28,189 | 69,167 | 51,633 | 223,960 | 177,189 | 4,733 | 11,802 | 30,236 |
| 30,782 | 124,631 | 35,749 | 13,467 | 41,000 | 34,415 | 205,100 | 141,547 | 4,738 | 14,138 | 44,677 |
| 13,774 | - | - | - | - | - | 80,734 | 51,402 | 1,897 | 6,899 | 20,536 |
| 17,008 | 124,631 | 35,749 | 13,467 | 41,000 | 34,415 | 124,366 | 90,145 | 2,841 | 7,239 | 24,141 |
| 36,666 | 135,256 | 39,661 | 16,529 | 45,824 | 33,242 | 231,794 | 163,030 | 4,596 | 19,179 | 44,989 |
| 17,934 | - | - | - | - | - | 97,271 | 63,314 | 1,929 | 10,318 | 21,710 |
| 18,732 | 135,256 | 39,661 | 16,529 | 45,824 | 33,242 | 134,523 | 99,716 | 2,667 | 8,861 | 23,279 |
| 24,562 | 89,551 | 29,446 | 9,691 | 25,574 | 24,840 | 140,462 | 102,630 | 2,902 | 7,576 | 27,354 |
| 9,894 | - | - | - | - | - | 50,926 | 33,631 | 1,104 | 3,471 | 12,720 |
| 14,668 | 89,551 | 29,446 | 9,691 | 25,574 | 24,840 | 89,536 | 68,999 | 1,798 | 4,105 | 14,634 |
| 1,908 | 8,907 | 3,378 | 864 | 2,716 | 1,949 | 15,640 | 12,365 | 262 | 812 | 2,201 |
| 944 | - | - | - | - | - | 6,713 | 5,003 | 88 | 449 | 1,173 |
| 964 | 8,907 | 3,378 | 864 | 2,716 | 1,949 | 8,927 | 7,362 | 174 | 363 | 1,028 |
| 231,189 | 939,826 | 302,014 | 124,005 | 305,811 | 207,996 | 1,549,207 | 1,164,749 | 33,264 | 100,251 | 250,943 |
| 103,798 | - | - | - | - | - | 613,441 | 431,808 | 12,853 | 49,480 | 119,300 |
| 127,391 | 939,826 | 302,014 | 124,005 | 305,811 | 207,996 | 935,766 | 732,941 | 20,411 | 50,771 | 131,643 |
| 26,730 | 147,542 | 45,759 | 16,210 | 44,814 | 40,759 | 253,141 | 199,552 | 4,733 | 12,727 | 36,129 |
| 12,938 | - | - | - | - | - | 105,820 | 78,990 | 2,070 | 6,408 | 18,352 |
| 13,792 | 147,542 | 45,759 | 16,210 | 44,814 | 40,759 | 147,321 | 120,562 | 2,663 | 6,319 | 17,777 |
| 32,673 | 145,323 | 52,510 | 13,661 | 44,181 | 34,971 | 249,684 | 196,843 | 3,807 | 12,791 | 36,243 |
| 15,488 | - | - | - | - | - | 104,703 | 78,346 | 1,557 | 6,685 | 18,115 |
| 17,185 | 145,323 | 52,510 | 13,661 | 44,181 | 34,971 | 144,981 | 118,497 | 2,250 | 6,106 | 18,128 |
| 44,399 | 180,195 | 64,740 | 19,677 | 49,391 | 46,387 | 300,104 | 236,350 | 5,270 | 13,957 | 44,527 |
| 20,205 | - | - | - | - | - | 120,388 | 89,100 | 1,866 | 6,908 | 22,514 |
| 24,194 | 180,195 | 64,740 | 19,677 | 49,391 | 46,387 | 179,716 | 147,250 | 3,404 | 7,049 | 22,013 |
| 49,084 | 182,754 | 62,154 | 18,126 | 51,341 | 51,133 | 309,209 | 229,930 | 7,238 | 16,726 | 55,315 |
| 22,553 | - | - | - | - | - | 126,266 | 87,499 | 2,770 | 8,094 | 27,903 |
| 26,531 | 182,754 | 62,154 | 18,126 | 51,341 | 51,133 | 182,943 | 142,431 | 4,468 | 8,632 | 27,412 |
| 56,149 | 202,269 | 69,107 | 15,717 | 54,459 | 62,986 | 342,953 | 241,343 | 6,655 | 18,623 | 76,332 |
| 25,634 | - | - | - | - | - | 142,024 | 93,253 | 2,867 | 9,097 | 36,807 |
| 30,515 | 202,269 | 69,107 | 15,717 | 54,459 | 62,986 | 200,929 | 148,090 | 3,788 | 9,526 | 39,525 |
| 65,312 | 255,058 | 83,234 | 22,723 | 73,534 | 75,567 | 427,073 | 331,695 | 7,159 | 18,442 | 69,777 |
| 29,955 | - | - | - | - | - | 171,981 | 124,641 | 2,960 | 9,480 | 34,900 |
| 35,357 | 255,058 | 83,234 | 22,723 | 73,534 | 75,567 | 255,092 | 207,054 | 4,199 | 8,962 | 34,877 |
| 67,865 | 281,488 | 92,700 | 27,856 | 80,933 | 79,999 | 459,936 | 338,217 | 9,130 | 24,296 | 88,293 |
| 30,387 | - | - | - | - | - | 177,848 | 120,467 | 3,448 | 11,922 | 42,011 |
| 37,478 | 281,488 | 92,700 | 27,856 | 80,933 | 79,999 | 282,088 | 217,750 | 5,682 | 12,374 | 46,282 |
| 6,886 | 46,180 | 20,900 | 4,172 | 11,125 | 9,983 | 76,772 | 62,655 | 1,257 | 3,501 | 9,359 |
| 3,341 | - | - | - | - | - | 30,605 | 23,842 | 558 | 1,635 | 4,570 |
| 3,545 | 46,180 | 20,900 | 4,172 | 11,125 | 9,983 | 46,167 | 38,813 | 699 | 1,866 | 4,789 |

Note : Based on Resident Registration Address

제 VI-2-2 표

Table VI-2-2 Common Cancer Screening Questions by Age and Gender (Status

| XXXXX Division | | X X X (Stomach cancer screening) | | | | | | | | |
|---------------------|-------|----------------------------------|-----------|---------|---------|------------|---------------|-----------|---------|-----------|
| | | XUpper gastrointestinalography) | | | | | XGastroscopy) | | | |
| | | Total | i h X | i X | i ¿X | j ¿ i h | Total | i h X | i X | i ¿X |
| Total | Total | 7,124,419 | 5,177,008 | 221,616 | 855,444 | 870,351 | 7,186,727 | 2,430,705 | 786,905 | 2,186,547 |
| | M | 2,824,902 | 2,103,273 | 81,960 | 311,759 | 327,910 | 2,855,071 | 956,064 | 306,271 | 890,491 |
| | F | 4,299,517 | 3,073,735 | 139,656 | 543,685 | 542,441 | 4,331,656 | 1,474,641 | 480,634 | 1,296,056 |
| khX¿ Xi | S.T | 301,395 | 273,603 | 5,279 | 8,275 | 14,238 | 303,022 | 182,680 | 28,164 | 37,032 |
| | M | - | - | - | - | - | - | - | - | - |
| | F | 301,395 | 273,603 | 5,279 | 8,275 | 14,238 | 303,022 | 182,680 | 28,164 | 37,032 |
| knX¿ Xq | S.T | 264,457 | 230,098 | 6,702 | 10,799 | 16,858 | 266,321 | 145,184 | 30,403 | 40,346 |
| | M | - | - | - | - | - | - | - | - | - |
| | F | 264,457 | 230,098 | 6,702 | 10,799 | 16,858 | 266,321 | 145,184 | 30,403 | 40,346 |
| l hX¿ Xi | S.T | 771,844 | 591,828 | 25,116 | 83,576 | 71,324 | 780,500 | 270,664 | 83,619 | 248,263 |
| | M | 310,051 | 247,546 | 10,102 | 26,583 | 25,820 | 314,604 | 115,519 | 34,356 | 94,881 |
| | F | 461,793 | 344,282 | 15,014 | 56,993 | 45,504 | 465,896 | 155,145 | 49,263 | 153,382 |
| l nX¿ X q | S.T | 785,433 | 581,045 | 26,475 | 89,494 | 88,419 | 793,552 | 268,631 | 85,965 | 241,994 |
| | M | 322,057 | 250,966 | 9,705 | 29,244 | 32,142 | 326,400 | 116,459 | 34,480 | 96,001 |
| | F | 463,376 | 330,079 | 16,770 | 60,250 | 56,277 | 467,152 | 152,172 | 51,485 | 145,993 |
| nhX¿ Xi | S.T | 1,431,516 | 1,040,509 | 50,248 | 176,628 | 164,131 | 1,445,056 | 449,998 | 165,884 | 473,639 |
| | M | 593,887 | 457,146 | 17,391 | 58,357 | 60,993 | 600,663 | 205,368 | 63,809 | 184,755 |
| | F | 837,629 | 583,363 | 32,857 | 118,271 | 103,138 | 844,393 | 244,630 | 102,075 | 288,884 |
| mnX¿ Xi q | S.T | 999,776 | 722,064 | 35,019 | 125,682 | 117,011 | 1,009,039 | 294,048 | 122,801 | 344,467 |
| | M | 442,446 | 335,201 | 13,706 | 46,525 | 47,014 | 447,169 | 142,153 | 51,375 | 145,739 |
| | F | 557,330 | 386,863 | 21,313 | 79,157 | 69,997 | 561,870 | 151,895 | 71,426 | 198,728 |
| nhX¿ Xi | S.T | 1,027,425 | 726,908 | 29,127 | 137,124 | 134,266 | 1,036,519 | 290,994 | 114,442 | 360,036 |
| | M | 460,959 | 338,676 | 11,762 | 55,095 | 55,426 | 465,444 | 140,271 | 48,836 | 158,253 |
| | F | 566,466 | 388,232 | 17,365 | 82,029 | 78,840 | 571,075 | 150,723 | 65,606 | 201,783 |
| nnX¿ Xi q | S.T | 407,049 | 284,731 | 14,957 | 54,290 | 53,071 | 410,407 | 120,403 | 54,543 | 135,944 |
| | M | 193,200 | 139,770 | 6,942 | 24,017 | 22,471 | 194,838 | 59,324 | 26,488 | 65,327 |
| | F | 213,849 | 144,961 | 8,015 | 30,273 | 30,600 | 215,569 | 61,079 | 28,055 | 70,617 |
| ohX¿ Xi | S.T | 688,095 | 451,591 | 17,171 | 100,704 | 118,629 | 692,807 | 222,120 | 66,039 | 204,838 |
| | M | 310,057 | 211,028 | 7,433 | 43,337 | 48,259 | 312,512 | 101,421 | 29,996 | 97,180 |
| | F | 378,038 | 240,563 | 9,738 | 57,367 | 70,370 | 380,295 | 120,699 | 36,043 | 107,658 |
| onX¿ Xi q | S.T | 292,142 | 181,335 | 8,306 | 45,351 | 57,150 | 293,724 | 111,597 | 25,915 | 71,590 |
| | M | 128,669 | 83,637 | 3,542 | 19,061 | 22,429 | 129,585 | 47,502 | 12,437 | 34,626 |
| | F | 163,473 | 97,698 | 4,764 | 26,290 | 34,721 | 164,139 | 64,095 | 13,478 | 36,964 |
| phX¿ Xi | S.T | 126,152 | 75,140 | 2,655 | 19,520 | 28,837 | 126,605 | 57,273 | 7,803 | 24,608 |
| | M | 51,429 | 31,808 | 1,100 | 7,789 | 10,732 | 51,681 | 21,734 | 3,760 | 11,662 |
| | F | 74,723 | 43,332 | 1,555 | 11,731 | 18,105 | 74,924 | 35,539 | 4,043 | 12,946 |
| pm X 85 and over | S.T | 29,135 | 18,156 | 561 | 4,001 | 6,417 | 29,175 | 17,113 | 1,327 | 3,790 |
| | M | 12,147 | 7,495 | 277 | 1,751 | 2,624 | 12,175 | 6,313 | 734 | 2,067 |
| | F | 16,988 | 10,661 | 284 | 2,250 | 3,793 | 17,000 | 10,800 | 593 | 1,723 |

XX X
X X X X (List of Key English Terminology)
XXXXh X X X (10 years or more or no experience)X X (less than 1 year)
XXXXX X X X (1 year or more and less than 2 years)X X Xh X (2 years or more and less than 10 years)

/

fi

of Screening Experience and Time Period of Screening)

XX a
(Unit : Person)

| j ç i h | XBreast cancer screening) | | | | | (Colorectal cancer screening) | | | | |
|------------------|---------------------------|------------------|----------------|------------------|------------------|-------------------------------|------------------|----------------|------------------|----------------|
| | (Mammography) | | | | | XFecal Occult Blood Test) | | | | |
| | Total | i h | i X | i ç | j ç i h | Total | i h X | i X | i ç | j ç i h |
| 1,782,570 | 4,330,406 | 1,263,113 | 459,518 | 1,464,777 | 1,142,998 | 7,134,212 | 4,975,029 | 265,351 | 1,068,755 | 825,077 |
| 702,245 | - | - | - | - | - | 2,827,668 | 1,991,431 | 107,424 | 417,559 | 311,254 |
| 1,080,325 | 4,330,406 | 1,263,113 | 459,518 | 1,464,777 | 1,142,998 | 4,306,544 | 2,983,598 | 157,927 | 651,196 | 513,823 |
| 55,146 | 302,948 | 209,707 | 21,553 | 30,710 | 40,978 | 301,799 | 286,030 | 2,877 | 4,658 | 8,234 |
| - | - | - | - | - | - | - | - | - | - | - |
| 55,146 | 302,948 | 209,707 | 21,553 | 30,710 | 40,978 | 301,799 | 286,030 | 2,877 | 4,658 | 8,234 |
| 50,388 | 266,487 | 148,486 | 27,078 | 39,242 | 51,681 | 264,840 | 244,236 | 4,068 | 6,733 | 9,803 |
| - | - | - | - | - | - | - | - | - | - | - |
| 50,388 | 266,487 | 148,486 | 27,078 | 39,242 | 51,681 | 264,840 | 244,236 | 4,068 | 6,733 | 9,803 |
| 177,954 | 466,221 | 124,372 | 58,537 | 171,449 | 111,863 | 771,196 | 711,478 | 10,938 | 22,437 | 26,343 |
| 69,848 | - | - | - | - | - | 309,408 | 286,949 | 5,149 | 8,521 | 8,789 |
| 108,106 | 466,221 | 124,372 | 58,537 | 171,449 | 111,863 | 461,788 | 424,529 | 5,789 | 13,916 | 17,554 |
| 196,962 | 467,221 | 118,902 | 60,949 | 165,011 | 122,359 | 784,406 | 711,773 | 11,740 | 27,691 | 33,202 |
| 79,460 | - | - | - | - | - | 321,307 | 294,649 | 4,869 | 10,253 | 11,536 |
| 117,502 | 467,221 | 118,902 | 60,949 | 165,011 | 122,359 | 463,099 | 417,124 | 6,871 | 17,438 | 21,666 |
| 355,535 | 843,905 | 195,821 | 112,515 | 318,999 | 216,570 | 1,432,983 | 1,031,045 | 60,957 | 203,383 | 137,598 |
| 146,731 | - | - | - | - | - | 594,017 | 459,657 | 20,103 | 66,468 | 47,789 |
| 208,804 | 843,905 | 195,821 | 112,515 | 318,999 | 216,570 | 838,966 | 571,388 | 40,854 | 136,915 | 89,809 |
| 247,723 | 561,496 | 121,808 | 69,331 | 221,515 | 148,842 | 1,002,368 | 591,111 | 56,419 | 213,456 | 141,382 |
| 107,902 | - | - | - | - | - | 443,377 | 290,401 | 22,093 | 77,529 | 53,354 |
| 139,821 | 561,496 | 121,808 | 69,331 | 221,515 | 148,842 | 558,991 | 300,710 | 34,326 | 135,927 | 88,028 |
| 271,047 | 570,433 | 119,113 | 52,691 | 230,377 | 168,252 | 1,030,415 | 566,188 | 48,923 | 243,533 | 171,771 |
| 118,084 | - | - | - | - | - | 462,136 | 276,693 | 21,201 | 96,580 | 67,662 |
| 152,963 | 570,433 | 119,113 | 52,691 | 230,377 | 168,252 | 568,279 | 289,495 | 27,722 | 146,953 | 104,109 |
| 99,517 | 215,331 | 48,181 | 22,522 | 82,951 | 61,677 | 408,435 | 209,995 | 28,328 | 102,069 | 68,043 |
| 43,699 | - | - | - | - | - | 193,817 | 105,051 | 14,022 | 46,107 | 28,637 |
| 55,818 | 215,331 | 48,181 | 22,522 | 82,951 | 61,677 | 214,618 | 104,944 | 14,306 | 55,962 | 39,406 |
| 199,810 | 380,167 | 91,240 | 22,420 | 133,660 | 132,847 | 689,758 | 366,379 | 25,939 | 159,186 | 138,254 |
| 83,915 | - | - | - | - | - | 310,929 | 169,581 | 12,475 | 72,179 | 56,694 |
| 115,895 | 380,167 | 91,240 | 22,420 | 133,660 | 132,847 | 378,829 | 196,798 | 13,464 | 87,007 | 81,560 |
| 84,622 | 164,195 | 48,992 | 9,099 | 49,349 | 56,755 | 292,626 | 162,655 | 11,286 | 59,696 | 58,989 |
| 35,020 | - | - | - | - | - | 128,999 | 71,075 | 5,632 | 28,014 | 24,278 |
| 49,602 | 164,195 | 48,992 | 9,099 | 49,349 | 56,755 | 163,627 | 91,580 | 5,654 | 31,682 | 34,711 |
| 36,921 | 74,983 | 27,610 | 2,416 | 18,617 | 26,340 | 126,244 | 75,044 | 3,053 | 21,913 | 26,234 |
| 14,525 | - | - | - | - | - | 51,523 | 29,898 | 1,460 | 9,883 | 10,282 |
| 22,396 | 74,983 | 27,610 | 2,416 | 18,617 | 26,340 | 74,721 | 45,146 | 1,593 | 12,030 | 15,952 |
| 6,945 | 17,019 | 8,881 | 407 | 2,897 | 4,834 | 29,142 | 19,095 | 823 | 4,000 | 5,224 |
| 3,061 | - | - | - | - | - | 12,155 | 7,477 | 420 | 2,025 | 2,233 |
| 3,884 | 17,019 | 8,881 | 407 | 2,897 | 4,834 | 16,987 | 11,618 | 403 | 1,975 | 2,991 |

Note : Based on Age at the End of the Year

제 VI-2-2 표

Table VI-2-2

Common Cancer Screening Questions by Age and Gender (Status

| Division | | (Colorectal cancer screening) | | | | | | | | |
|---------------------|-------|--|-----------|--------|---------|----------|---------------|-----------|---------|---------|
| | | XDouble-Contrast examination of the Colon) | | | | | XColonoscopy) | | | |
| | | Total | i h X | i X | i X | j i h | Total | i h X | i X | i X |
| Total | Total | 7,106,988 | 6,718,867 | 51,013 | 147,292 | 189,816 | 7,147,492 | 5,060,735 | 293,983 | 711,856 |
| | M | 2,816,264 | 2,672,205 | 17,819 | 57,167 | 69,073 | 2,835,387 | 1,885,305 | 126,782 | 336,081 |
| | F | 4,290,724 | 4,046,662 | 33,194 | 90,125 | 120,743 | 4,312,105 | 3,175,430 | 167,201 | 375,775 |
| khX Xl | S.T | 301,692 | 294,635 | 1,068 | 1,736 | 4,253 | 302,171 | 266,061 | 7,129 | 10,373 |
| | M | - | - | - | - | - | - | - | - | - |
| | F | 301,692 | 294,635 | 1,068 | 1,736 | 4,253 | 302,171 | 266,061 | 7,129 | 10,373 |
| knX Xq | S.T | 264,609 | 255,168 | 1,381 | 2,654 | 5,406 | 265,401 | 220,001 | 9,087 | 13,874 |
| | M | - | - | - | - | - | - | - | - | - |
| | F | 264,609 | 255,168 | 1,381 | 2,654 | 5,406 | 265,401 | 220,001 | 9,087 | 13,874 |
| l hX Xl | S.T | 770,260 | 743,556 | 3,381 | 8,534 | 14,789 | 775,808 | 584,383 | 28,156 | 64,441 |
| | M | 308,893 | 300,156 | 1,086 | 2,876 | 4,775 | 312,285 | 220,824 | 13,149 | 31,615 |
| | F | 461,367 | 443,400 | 2,295 | 5,658 | 10,014 | 463,523 | 363,559 | 15,007 | 32,826 |
| l nX Xq | S.T | 783,398 | 750,212 | 4,304 | 10,785 | 18,097 | 789,027 | 566,778 | 31,676 | 73,178 |
| | M | 320,831 | 309,846 | 1,250 | 3,592 | 6,143 | 324,086 | 219,364 | 13,864 | 35,211 |
| | F | 462,567 | 440,366 | 3,054 | 7,193 | 11,954 | 464,941 | 347,414 | 17,812 | 37,967 |
| nhX Xil | S.T | 1,427,281 | 1,343,355 | 11,831 | 32,448 | 39,647 | 1,437,145 | 972,306 | 66,875 | 163,195 |
| | M | 591,990 | 564,228 | 3,348 | 10,631 | 13,783 | 596,874 | 392,267 | 26,980 | 72,851 |
| | F | 835,291 | 779,127 | 8,483 | 21,817 | 25,864 | 840,271 | 580,039 | 39,895 | 90,344 |
| nmX Xiq | S.T | 996,950 | 930,427 | 9,424 | 26,945 | 30,154 | 1,003,295 | 652,316 | 49,657 | 125,570 |
| | M | 441,256 | 416,025 | 3,329 | 10,224 | 11,678 | 444,206 | 279,663 | 22,217 | 60,368 |
| | F | 555,694 | 514,402 | 6,095 | 16,721 | 18,476 | 559,089 | 372,653 | 27,440 | 65,202 |
| nhX Xil | S.T | 1,024,717 | 955,724 | 9,019 | 28,790 | 31,184 | 1,030,766 | 671,726 | 48,933 | 128,677 |
| | M | 459,741 | 431,272 | 3,577 | 12,164 | 12,728 | 462,353 | 291,127 | 22,645 | 63,455 |
| | F | 564,976 | 524,452 | 5,442 | 16,626 | 18,456 | 568,413 | 380,599 | 26,288 | 65,222 |
| nmX Xiq | S.T | 405,950 | 379,991 | 3,766 | 10,691 | 11,502 | 407,955 | 280,647 | 18,179 | 44,263 |
| | M | 192,646 | 180,120 | 1,884 | 5,429 | 5,213 | 193,475 | 127,013 | 9,815 | 24,393 |
| | F | 213,304 | 199,871 | 1,882 | 5,262 | 6,289 | 214,480 | 153,634 | 8,364 | 19,870 |
| ohX Xil | S.T | 686,231 | 645,399 | 4,498 | 15,705 | 20,629 | 688,844 | 494,049 | 23,961 | 61,873 |
| | M | 309,230 | 290,313 | 2,165 | 7,857 | 8,895 | 310,146 | 211,756 | 12,329 | 33,644 |
| | F | 377,001 | 355,086 | 2,333 | 7,848 | 11,734 | 378,698 | 282,293 | 11,632 | 28,229 |
| omX Xiq | S.T | 291,206 | 274,281 | 1,706 | 6,150 | 9,069 | 292,085 | 224,502 | 7,705 | 19,523 |
| | M | 128,328 | 120,536 | 877 | 3,078 | 3,837 | 128,584 | 93,722 | 4,285 | 10,786 |
| | F | 162,878 | 153,745 | 829 | 3,072 | 5,232 | 163,501 | 130,780 | 3,420 | 8,737 |
| phX Xil | S.T | 125,693 | 118,644 | 520 | 2,415 | 4,114 | 125,934 | 102,673 | 2,272 | 6,012 |
| | M | 51,258 | 48,283 | 245 | 1,122 | 1,608 | 51,267 | 39,501 | 1,277 | 3,242 |
| | F | 74,435 | 70,361 | 275 | 1,293 | 2,506 | 74,667 | 63,172 | 995 | 2,770 |
| pm X 85 and over | S.T | 29,001 | 27,475 | 115 | 439 | 972 | 29,061 | 25,293 | 353 | 877 |
| | M | 12,091 | 11,426 | 58 | 194 | 413 | 12,111 | 10,068 | 221 | 516 |
| | F | 16,910 | 16,049 | 57 | 245 | 559 | 16,950 | 15,225 | 132 | 361 |

XX X
X X X X (List of Key English Terminology)
 XXXXh X X X (10 years or more or no experience)X X (less than 1 year)
 XXXX X X X X (1 year or more and less than 2 years)X X Xh X (2 years or more and less than 10 years)
 XXXX X (No experience)X X (within 6 months), n i X (between 6 months and 1 year)X X (prior to a year ago)

XX a
(Unit : Person)

Note : Based on Age at the End of the Year

Table VI-2-3

Interview Questions Related to Stomach Cancer, Colorectal

| XXXXX Division | | XGastrointestinal disorders diagnosis status) | | | | | |
|-------------------|--------------|---|----------------|-------------------------|--------------------------|----------------|----------------|
| | | Total | Stomach ulcer | X Atrophic gastritis | Intestinal metaplasia | Stomach polyp | Other |
| | Total | 7,302,771 | 528,665 | 728,364 | 23,630 | 105,489 | 491,123 |
| Total | M | 2,908,949 | 247,504 | 270,387 | 12,637 | 49,058 | 182,879 |
| | F | 4,393,822 | 281,161 | 457,977 | 10,993 | 56,431 | 308,244 |
| XXXXX | S.T | 1,393,823 | 116,433 | 146,759 | 5,941 | 22,168 | 100,147 |
| Seoul | M | 545,677 | 52,957 | 52,375 | 3,095 | 10,054 | 35,117 |
| | F | 848,146 | 63,476 | 94,384 | 2,846 | 12,114 | 65,030 |
| XXXXX | S.T | 538,596 | 35,293 | 54,122 | 1,318 | 7,616 | 40,825 |
| Busan | M | 210,321 | 16,735 | 20,233 | 721 | 3,555 | 15,351 |
| | F | 328,275 | 18,558 | 33,889 | 597 | 4,061 | 25,474 |
| XXXXX | S.T | 353,058 | 24,024 | 42,785 | 958 | 5,235 | 32,356 |
| Daegu | M | 139,096 | 11,633 | 16,222 | 506 | 2,320 | 12,181 |
| | F | 213,962 | 12,391 | 26,563 | 452 | 2,915 | 20,175 |
| XXXXX | S.T | 373,785 | 32,410 | 35,343 | 1,727 | 5,257 | 20,658 |
| Incheon | M | 146,479 | 14,521 | 12,205 | 836 | 2,387 | 7,175 |
| | F | 227,306 | 17,889 | 23,138 | 891 | 2,870 | 13,483 |
| XXXXX | S.T | 207,841 | 14,372 | 20,107 | 486 | 3,039 | 13,261 |
| Gwangju | M | 81,932 | 6,530 | 7,269 | 271 | 1,256 | 4,928 |
| | F | 125,909 | 7,842 | 12,838 | 215 | 1,783 | 8,333 |
| XXXXX | S.T | 237,115 | 18,685 | 29,584 | 1,249 | 4,212 | 13,258 |
| Daejeon | M | 99,538 | 9,415 | 11,842 | 788 | 2,172 | 5,088 |
| | F | 137,577 | 9,270 | 17,742 | 461 | 2,040 | 8,170 |
| XXXXX | S.T | 142,658 | 9,895 | 13,850 | 382 | 2,068 | 7,983 |
| Ulsan | M | 52,006 | 4,482 | 4,866 | 219 | 890 | 2,586 |
| | F | 90,652 | 5,413 | 8,984 | 163 | 1,178 | 5,397 |
| XXXXX | S.T | 15,843 | 982 | 1,538 | 48 | 200 | 554 |
| Sejong | M | 6,818 | 544 | 658 | 29 | 111 | 256 |
| | F | 9,025 | 438 | 880 | 19 | 89 | 298 |
| XXXXX | S.T | 1,586,735 | 131,993 | 156,764 | 6,144 | 24,014 | 97,648 |
| Gyeonggi | M | 631,957 | 60,836 | 57,441 | 3,251 | 11,168 | 34,684 |
| | F | 954,778 | 71,157 | 99,323 | 2,893 | 12,846 | 62,964 |
| XXXXX | S.T | 256,792 | 15,392 | 20,211 | 539 | 2,517 | 16,176 |
| Gangwon | M | 107,525 | 7,747 | 7,480 | 285 | 1,216 | 6,431 |
| | F | 149,267 | 7,645 | 12,731 | 254 | 1,301 | 9,745 |
| XXXXX | S.T | 253,520 | 17,516 | 24,438 | 870 | 3,258 | 13,799 |
| Chungbuk | M | 106,370 | 8,656 | 9,662 | 494 | 1,606 | 5,759 |
| | F | 147,150 | 8,860 | 14,776 | 376 | 1,652 | 8,040 |
| XXXXX | S.T | 304,449 | 17,935 | 27,474 | 641 | 4,354 | 20,459 |
| Chungnam | M | 122,396 | 8,522 | 10,741 | 384 | 2,188 | 8,100 |
| | F | 182,053 | 9,413 | 16,733 | 257 | 2,166 | 12,359 |
| XXXXX | S.T | 314,435 | 21,227 | 32,559 | 755 | 4,358 | 22,340 |
| Jeonbuk | M | 128,671 | 9,923 | 12,595 | 406 | 2,063 | 9,172 |
| | F | 185,764 | 11,304 | 19,964 | 349 | 2,295 | 13,168 |
| XXXXX | S.T | 348,888 | 16,528 | 24,716 | 528 | 4,570 | 23,388 |
| Jeonnam | M | 144,510 | 7,942 | 9,513 | 277 | 2,146 | 9,304 |
| | F | 204,378 | 8,586 | 15,203 | 251 | 2,424 | 14,084 |
| XXXXX | S.T | 432,193 | 25,021 | 44,664 | 1,065 | 5,745 | 31,835 |
| Gyeongbuk | M | 174,376 | 12,019 | 16,805 | 520 | 2,757 | 12,734 |
| | F | 257,817 | 13,002 | 27,859 | 545 | 2,988 | 19,101 |
| XXXXX | S.T | 465,589 | 26,405 | 47,992 | 891 | 6,116 | 32,168 |
| Gyeongnam | M | 180,335 | 12,698 | 18,380 | 507 | 2,775 | 12,402 |
| | F | 285,254 | 13,707 | 29,612 | 384 | 3,341 | 19,766 |
| XXXXX | S.T | 77,451 | 4,554 | 5,458 | 88 | 762 | 4,268 |
| Jeju | M | 30,942 | 2,344 | 2,100 | 48 | 394 | 1,611 |
| | F | 46,509 | 2,210 | 3,358 | 40 | 368 | 2,657 |

XX aX X X
X aX X X

X X X X

Cancer and Liver Cancer by Province and Gender

XX a
(Unit : Person)

| X' p' X X' - 3 X' X' - o - a | | | | | | | |
|----------------------------------|------------------|-------------------|--------------------|-----------------|----------------|---------------|------------------|
| None | Total | Colorectal polyps | Ulcerative colitis | Crohn's Disease | Hemorrhoids | Other | None |
| 5,425,500 | 7,284,017 | 486,217 | 13,066 | 1,627 | 686,680 | 60,801 | 6,035,626 |
| 2,146,484 | 2,909,332 | 286,193 | 6,319 | 682 | 285,200 | 26,856 | 2,304,082 |
| 3,279,016 | 4,374,685 | 200,024 | 6,747 | 945 | 401,480 | 33,945 | 3,731,544 |
| 1,002,375 | 1,391,449 | 111,028 | 3,117 | 419 | 151,611 | 12,240 | 1,113,034 |
| 392,079 | 547,141 | 63,812 | 1,484 | 175 | 63,678 | 5,269 | 412,723 |
| 610,296 | 844,308 | 47,216 | 1,633 | 244 | 87,933 | 6,971 | 700,311 |
| 399,422 | 537,021 | 32,335 | 879 | 101 | 51,441 | 4,379 | 447,886 |
| 153,726 | 210,123 | 18,685 | 410 | 51 | 20,984 | 1,861 | 168,132 |
| 245,696 | 326,898 | 13,650 | 469 | 50 | 30,457 | 2,518 | 279,754 |
| 247,700 | 352,245 | 31,385 | 545 | 69 | 30,360 | 2,670 | 287,216 |
| 96,234 | 139,169 | 17,902 | 244 | 25 | 12,458 | 1,206 | 107,334 |
| 151,466 | 213,076 | 13,483 | 301 | 44 | 17,902 | 1,464 | 179,882 |
| 278,390 | 372,465 | 21,887 | 824 | 109 | 39,239 | 3,173 | 307,233 |
| 109,355 | 146,458 | 12,659 | 404 | 31 | 15,724 | 1,300 | 116,340 |
| 169,035 | 226,007 | 9,228 | 420 | 78 | 23,515 | 1,873 | 190,893 |
| 156,576 | 207,254 | 12,873 | 281 | 31 | 21,121 | 1,455 | 171,493 |
| 61,678 | 81,869 | 7,568 | 127 | 16 | 8,170 | 669 | 65,319 |
| 94,898 | 125,385 | 5,305 | 154 | 15 | 12,951 | 786 | 106,174 |
| 170,127 | 236,228 | 18,255 | 495 | 74 | 24,963 | 1,943 | 190,498 |
| 70,233 | 99,386 | 11,457 | 265 | 32 | 11,203 | 885 | 75,544 |
| 99,894 | 136,842 | 6,798 | 230 | 42 | 13,760 | 1,058 | 114,954 |
| 108,480 | 142,610 | 10,805 | 259 | 14 | 13,873 | 1,126 | 116,533 |
| 38,963 | 52,041 | 5,611 | 117 | 2 | 5,091 | 423 | 40,797 |
| 69,517 | 90,569 | 5,194 | 142 | 12 | 8,782 | 703 | 75,736 |
| 12,521 | 15,784 | 778 | 16 | 3 | 1,217 | 100 | 13,670 |
| 5,220 | 6,808 | 539 | 10 | 1 | 611 | 48 | 5,599 |
| 7,301 | 8,976 | 239 | 6 | 2 | 606 | 52 | 8,071 |
| 1,170,172 | 1,583,222 | 110,614 | 3,278 | 404 | 167,889 | 12,271 | 1,288,766 |
| 464,577 | 632,663 | 65,340 | 1,589 | 172 | 69,705 | 5,511 | 490,346 |
| 705,595 | 950,559 | 45,274 | 1,689 | 232 | 98,184 | 6,760 | 798,420 |
| 201,957 | 255,894 | 9,819 | 292 | 31 | 18,606 | 2,431 | 224,715 |
| 84,366 | 107,276 | 6,161 | 143 | 16 | 8,200 | 1,046 | 91,710 |
| 117,591 | 148,618 | 3,658 | 149 | 15 | 10,406 | 1,385 | 133,005 |
| 193,639 | 252,708 | 15,353 | 391 | 52 | 21,731 | 1,665 | 213,516 |
| 80,193 | 106,331 | 9,475 | 210 | 23 | 9,407 | 797 | 86,419 |
| 113,446 | 146,377 | 5,878 | 181 | 29 | 12,324 | 868 | 127,097 |
| 233,586 | 303,524 | 18,138 | 445 | 43 | 24,804 | 2,253 | 257,841 |
| 92,461 | 122,251 | 11,225 | 219 | 18 | 10,048 | 1,051 | 99,690 |
| 141,125 | 181,273 | 6,913 | 226 | 25 | 14,756 | 1,202 | 158,151 |
| 233,196 | 313,686 | 21,179 | 490 | 81 | 26,818 | 3,171 | 261,947 |
| 94,512 | 128,595 | 12,722 | 235 | 42 | 11,150 | 1,558 | 102,888 |
| 138,684 | 185,091 | 8,457 | 255 | 39 | 15,668 | 1,613 | 159,059 |
| 279,158 | 348,266 | 18,368 | 343 | 35 | 23,572 | 3,929 | 302,019 |
| 115,328 | 144,434 | 11,405 | 171 | 11 | 9,932 | 1,682 | 121,233 |
| 163,830 | 203,832 | 6,963 | 172 | 24 | 13,640 | 2,247 | 180,786 |
| 323,863 | 430,583 | 24,438 | 640 | 68 | 31,219 | 3,932 | 370,286 |
| 129,541 | 174,004 | 14,454 | 300 | 28 | 13,181 | 1,754 | 144,287 |
| 194,322 | 256,579 | 9,984 | 340 | 40 | 18,038 | 2,178 | 225,999 |
| 352,017 | 463,845 | 25,732 | 664 | 88 | 33,955 | 3,576 | 399,830 |
| 133,573 | 179,914 | 15,119 | 329 | 38 | 13,821 | 1,561 | 149,046 |
| 218,444 | 283,931 | 10,613 | 335 | 50 | 20,134 | 2,015 | 250,784 |
| 62,321 | 77,233 | 3,230 | 107 | 5 | 4,261 | 487 | 69,143 |
| 24,445 | 30,869 | 2,059 | 62 | 1 | 1,837 | 235 | 26,675 |
| 37,876 | 46,364 | 1,171 | 45 | 4 | 2,424 | 252 | 42,468 |

Note : 1) Based on Resident Registration Address

2) The total for each item may differ from the actual number of the respective examinees, since multiple responses are permitted

제 VI-2-3 표 Interview Questions Related to Stomach Cancer, Colorectal Cancer and Liver Cancer by Province and Gender <Cont'd>

| Division | | Status of liver disease diagnosis) | | | | | | |
|-----------|-------|------------------------------------|-----------------------------|---------------------|---------------------|-----------|---------|-----------|
| | | Total | Hepatitis B virus infection | Chronic Hepatitis B | Chronic Hepatitis C | Cirrhosis | Other | None |
| Total | Total | 7,223,234 | 179,687 | 53,942 | 15,280 | 13,672 | 139,676 | 6,820,977 |
| | M | 2,873,576 | 85,316 | 31,349 | 7,483 | 8,829 | 75,887 | 2,664,712 |
| | F | 4,349,658 | 94,371 | 22,593 | 7,797 | 4,843 | 63,789 | 4,156,265 |
| Seoul | S.T | 1,375,015 | 39,357 | 10,617 | 2,662 | 2,623 | 27,710 | 1,292,046 |
| | M | 537,380 | 18,239 | 6,051 | 1,183 | 1,592 | 14,054 | 496,261 |
| | F | 837,635 | 21,118 | 4,566 | 1,479 | 1,031 | 13,656 | 795,785 |
| Busan | S.T | 533,435 | 13,549 | 4,726 | 2,554 | 1,225 | 11,576 | 499,805 |
| | M | 208,068 | 6,338 | 2,753 | 1,212 | 758 | 6,193 | 190,814 |
| | F | 325,367 | 7,211 | 1,973 | 1,342 | 467 | 5,383 | 308,991 |
| Daejeon | S.T | 349,052 | 10,141 | 2,311 | 645 | 584 | 8,323 | 327,048 |
| | M | 137,343 | 4,724 | 1,375 | 354 | 374 | 4,694 | 125,822 |
| | F | 211,709 | 5,417 | 936 | 291 | 210 | 3,629 | 201,226 |
| Incheon | S.T | 369,314 | 9,579 | 2,993 | 770 | 723 | 6,366 | 348,883 |
| | M | 144,648 | 4,454 | 1,703 | 362 | 444 | 3,160 | 134,525 |
| | F | 224,666 | 5,125 | 1,290 | 408 | 279 | 3,206 | 214,358 |
| Gwangju | S.T | 206,015 | 5,140 | 1,826 | 483 | 364 | 3,588 | 194,614 |
| | M | 81,175 | 2,483 | 1,067 | 285 | 245 | 2,016 | 75,079 |
| | F | 124,840 | 2,657 | 759 | 198 | 119 | 1,572 | 119,535 |
| Daejeon | S.T | 233,819 | 6,036 | 2,013 | 507 | 520 | 4,516 | 220,227 |
| | M | 97,824 | 3,073 | 1,244 | 255 | 333 | 2,372 | 90,547 |
| | F | 135,995 | 2,963 | 769 | 252 | 187 | 2,144 | 129,680 |
| Ulsan | S.T | 141,240 | 3,777 | 1,097 | 288 | 194 | 2,594 | 133,290 |
| | M | 51,351 | 1,708 | 646 | 137 | 120 | 1,246 | 47,494 |
| | F | 89,889 | 2,069 | 451 | 151 | 74 | 1,348 | 85,796 |
| Sejong | S.T | 15,683 | 227 | 84 | 18 | 34 | 206 | 15,114 |
| | M | 6,734 | 115 | 49 | 13 | 20 | 134 | 6,403 |
| | F | 8,949 | 112 | 35 | 5 | 14 | 72 | 8,711 |
| Gyeonggi | S.T | 1,567,330 | 42,936 | 12,258 | 2,388 | 2,976 | 26,762 | 1,480,010 |
| | M | 623,234 | 20,252 | 6,964 | 1,097 | 1,881 | 14,092 | 578,948 |
| | F | 944,096 | 22,684 | 5,294 | 1,291 | 1,095 | 12,670 | 901,062 |
| Gangwon | S.T | 254,918 | 5,121 | 1,598 | 275 | 442 | 5,136 | 242,346 |
| | M | 106,703 | 2,447 | 987 | 144 | 318 | 2,942 | 99,865 |
| | F | 148,215 | 2,674 | 611 | 131 | 124 | 2,194 | 142,481 |
| Chunabuk | S.T | 250,731 | 4,102 | 1,528 | 214 | 377 | 3,668 | 240,842 |
| | M | 105,107 | 2,031 | 893 | 115 | 256 | 2,149 | 99,663 |
| | F | 145,624 | 2,071 | 635 | 99 | 121 | 1,519 | 141,179 |
| Chungnam | S.T | 301,374 | 4,870 | 1,388 | 421 | 526 | 5,220 | 288,949 |
| | M | 120,964 | 2,206 | 810 | 218 | 365 | 3,036 | 114,329 |
| | F | 180,410 | 2,664 | 578 | 203 | 161 | 2,184 | 174,620 |
| Jeonbuk | S.T | 311,745 | 5,652 | 1,857 | 422 | 553 | 6,778 | 296,483 |
| | M | 127,447 | 2,871 | 1,085 | 223 | 384 | 3,943 | 118,941 |
| | F | 184,298 | 2,781 | 772 | 199 | 169 | 2,835 | 177,542 |
| Jeonnam | S.T | 346,844 | 7,114 | 2,595 | 1,089 | 771 | 7,921 | 327,354 |
| | M | 143,670 | 3,664 | 1,602 | 595 | 561 | 4,656 | 132,592 |
| | F | 203,174 | 3,450 | 993 | 494 | 210 | 3,265 | 194,762 |
| Gyeongbuk | S.T | 428,250 | 9,539 | 2,708 | 1,014 | 737 | 7,754 | 406,498 |
| | M | 172,657 | 4,669 | 1,582 | 519 | 500 | 4,563 | 160,824 |
| | F | 255,593 | 4,870 | 1,126 | 495 | 237 | 3,191 | 245,674 |
| Gyeongnam | S.T | 461,492 | 10,329 | 3,823 | 1,394 | 900 | 10,229 | 434,817 |
| | M | 178,570 | 4,929 | 2,198 | 707 | 600 | 5,827 | 164,309 |
| | F | 282,922 | 5,400 | 1,625 | 687 | 300 | 4,402 | 270,508 |
| Jeju | S.T | 76,977 | 2,218 | 520 | 136 | 123 | 1,329 | 72,651 |
| | M | 30,701 | 1,113 | 340 | 64 | 78 | 810 | 28,296 |
| | F | 46,276 | 1,105 | 180 | 72 | 45 | 519 | 44,355 |

Note : 1) Based on Resident Registration Address

2) The total for each item may differ from the actual number of the respective examinees, since multiple responses are permitted

Table VI-2-4 Interview Questions Related to Stomach Cancer, Colorectal Cancer and Liver Cancer by Age and Gender

단위 : 사람 (Unit : Person)

| 구분 Division | | XGastrointestinal disorders diagnosis status) | | | | | | |
|---------------------|-------|---|---------------|----------------------------|--------------------------|------------------|---------|-----------|
| | | Total | Stomach ulcer | X Atrophic gastritis | Intestinal metaplasia | Stomach polyp | Other | None |
| Total | Total | 7,302,771 | 528,665 | 728,364 | 23,630 | 105,489 | 491,123 | 5,425,500 |
| | M | 2,908,949 | 247,504 | 270,387 | 12,637 | 49,058 | 182,879 | 2,146,484 |
| | F | 4,393,822 | 281,161 | 457,977 | 10,993 | 56,431 | 308,244 | 3,279,016 |
| khXg Xil | S.T | 304,973 | 13,508 | 12,820 | 241 | 1,297 | 13,582 | 263,525 |
| | M | - | - | - | - | - | - | - |
| | F | 304,973 | 13,508 | 12,820 | 241 | 1,297 | 13,582 | 263,525 |
| knXg Xiq | S.T | 268,330 | 13,081 | 14,083 | 331 | 1,554 | 12,802 | 226,479 |
| | M | - | - | - | - | - | - | - |
| | F | 268,330 | 13,081 | 14,083 | 331 | 1,554 | 12,802 | 226,479 |
| l hXg Xl | S.T | 791,767 | 56,744 | 66,390 | 2,420 | 8,240 | 51,950 | 606,023 |
| | M | 320,078 | 25,632 | 24,631 | 1,190 | 3,689 | 19,059 | 245,877 |
| | F | 471,689 | 31,112 | 41,759 | 1,230 | 4,551 | 32,891 | 360,146 |
| l nXg Xq | S.T | 806,283 | 64,196 | 77,132 | 3,091 | 9,492 | 52,321 | 600,051 |
| | M | 332,600 | 29,768 | 29,465 | 1,699 | 4,259 | 19,465 | 247,944 |
| | F | 473,683 | 34,428 | 47,667 | 1,392 | 5,233 | 32,856 | 352,107 |
| nhXg Xil | S.T | 1,470,890 | 123,381 | 164,876 | 6,284 | 20,804 | 100,314 | 1,055,231 |
| | M | 612,375 | 57,666 | 59,676 | 3,322 | 8,803 | 36,383 | 446,525 |
| | F | 858,515 | 65,715 | 105,200 | 2,962 | 12,001 | 63,931 | 608,706 |
| mnXg Xiq | S.T | 1,027,844 | 85,778 | 123,001 | 4,457 | 17,131 | 74,063 | 723,414 |
| | M | 455,927 | 43,309 | 47,194 | 2,459 | 7,821 | 28,842 | 326,302 |
| | F | 571,917 | 42,469 | 75,807 | 1,998 | 9,310 | 45,221 | 397,112 |
| nhXg Xil | S.T | 1,055,306 | 81,686 | 126,271 | 3,686 | 19,740 | 78,242 | 745,681 |
| | M | 474,627 | 42,857 | 49,105 | 2,067 | 9,544 | 31,517 | 339,537 |
| | F | 580,679 | 38,829 | 77,166 | 1,619 | 10,196 | 46,725 | 406,144 |
| mnXg Xiq | S.T | 418,070 | 28,750 | 45,054 | 1,242 | 8,247 | 29,854 | 304,923 |
| | M | 198,824 | 15,843 | 19,443 | 736 | 4,521 | 13,167 | 145,114 |
| | F | 219,246 | 12,907 | 25,611 | 506 | 3,726 | 16,687 | 159,809 |
| ohXg Xil | S.T | 703,770 | 40,770 | 66,474 | 1,360 | 12,825 | 49,568 | 532,773 |
| | M | 318,094 | 21,663 | 27,544 | 840 | 6,955 | 21,604 | 239,488 |
| | F | 385,676 | 19,107 | 38,930 | 520 | 5,870 | 27,964 | 293,285 |
| onXg Xiq | S.T | 297,817 | 14,532 | 22,825 | 381 | 4,538 | 19,521 | 236,020 |
| | M | 131,663 | 7,658 | 9,541 | 246 | 2,545 | 8,922 | 102,751 |
| | F | 166,154 | 6,874 | 13,284 | 135 | 1,993 | 10,599 | 133,269 |
| phXg Xpl | S.T | 128,176 | 5,294 | 8,115 | 121 | 1,437 | 7,606 | 105,603 |
| | M | 52,410 | 2,645 | 3,205 | 65 | 802 | 3,287 | 42,406 |
| | F | 75,766 | 2,649 | 4,910 | 56 | 635 | 4,319 | 63,197 |
| pm X 85 and over | S.T | 29,545 | 945 | 1,323 | 16 | 184 | 1,300 | 25,777 |
| | M | 12,351 | 463 | 583 | 13 | 119 | 633 | 10,540 |
| | F | 17,194 | 482 | 740 | 3 | 65 | 667 | 15,237 |

Note : 1) Based on Age at the End of the Year

2) The total for each item may differ from the actual number of the respective examinees, since multiple responses are permitted

Table VI-2-4

Interview Questions Related to Stomach Cancer, Colorectal

| Division | | X' pCll' XSe° 3 pC-Xa' C' XaC' - ° ' a' a | | | | | |
|---------------------|-------|---|--------------------------------|-------------------------|-----------------|-------------------------------|--------|
| | | Total | Colorectal polyps ^a | X Ulcerative colitis | Crohn's Disease | d Hemorrhoids ^a | Other |
| Total | Total | 7,284,017 | 486,217 | 13,066 | 1,627 | 686,680 | 60,801 |
| | M | 2,909,332 | 286,193 | 6,319 | 682 | 285,200 | 26,856 |
| | F | 4,374,685 | 200,024 | 6,747 | 945 | 401,480 | 33,945 |
| khXg Xl | S.T | 304,021 | 2,222 | 338 | 83 | 27,799 | 1,479 |
| | M | - | - | - | - | - | - |
| | F | 304,021 | 2,222 | 338 | 83 | 27,799 | 1,479 |
| knXg Xq | S.T | 267,617 | 3,489 | 289 | 46 | 27,064 | 1,239 |
| | M | - | - | - | - | - | - |
| | F | 267,617 | 3,489 | 289 | 46 | 27,064 | 1,239 |
| l hXg Xl | S.T | 788,683 | 29,464 | 1,130 | 172 | 81,290 | 5,159 |
| | M | 319,291 | 18,376 | 573 | 96 | 33,627 | 2,443 |
| | F | 469,392 | 11,088 | 557 | 76 | 47,663 | 2,716 |
| l nXg Xq | S.T | 803,081 | 40,442 | 1,156 | 175 | 83,714 | 5,389 |
| | M | 331,799 | 24,465 | 565 | 80 | 34,616 | 2,409 |
| | F | 471,282 | 15,977 | 591 | 95 | 49,098 | 2,980 |
| nhXg Xil | S.T | 1,467,121 | 104,088 | 2,650 | 369 | 162,544 | 11,003 |
| | M | 612,401 | 58,328 | 1,225 | 139 | 66,819 | 4,758 |
| | F | 854,720 | 45,760 | 1,425 | 230 | 95,725 | 6,245 |
| mnXg Xiq | S.T | 1,026,482 | 93,270 | 2,078 | 270 | 107,679 | 8,108 |
| | M | 457,023 | 54,518 | 983 | 117 | 49,351 | 3,703 |
| | F | 569,459 | 38,752 | 1,095 | 153 | 58,328 | 4,405 |
| nhXg Xil | S.T | 1,053,991 | 101,469 | 2,319 | 276 | 96,913 | 8,958 |
| | M | 475,713 | 59,706 | 1,186 | 132 | 47,455 | 4,197 |
| | F | 578,278 | 41,763 | 1,133 | 144 | 49,458 | 4,761 |
| nnXg Xiq | S.T | 416,990 | 37,524 | 963 | 76 | 32,551 | 4,118 |
| | M | 198,957 | 23,764 | 552 | 30 | 17,576 | 2,022 |
| | F | 218,033 | 13,760 | 411 | 46 | 14,975 | 2,096 |
| ohXg Xil | S.T | 701,858 | 52,721 | 1,354 | 109 | 44,914 | 8,245 |
| | M | 318,024 | 33,095 | 768 | 61 | 23,830 | 3,914 |
| | F | 383,834 | 19,626 | 586 | 48 | 21,084 | 4,331 |
| onXg Xq | S.T | 296,889 | 16,146 | 538 | 37 | 15,498 | 4,392 |
| | M | 131,462 | 10,427 | 314 | 19 | 8,370 | 2,143 |
| | F | 165,427 | 5,719 | 224 | 18 | 7,128 | 2,249 |
| phXg Xpl | S.T | 127,814 | 4,725 | 204 | 13 | 5,706 | 2,228 |
| | M | 52,339 | 3,055 | 120 | 8 | 2,984 | 1,014 |
| | F | 75,475 | 1,670 | 84 | 5 | 2,722 | 1,214 |
| pm X 85 and over | S.T | 29,470 | 657 | 47 | 1 | 1,008 | 483 |
| | M | 12,323 | 459 | 33 | - | 572 | 253 |
| | F | 17,147 | 198 | 14 | 1 | 436 | 230 |

XX aX X
XaX X X X X X X X

Cancer and Liver Cancer by Age and Gender <Cont'd>

XX a
(Unit : Person)

| XStatus of liver disease diagnosis) | | | | | | | |
|-------------------------------------|------------------|--|-----------------------------|-----------------------------|---------------|----------------|------------------|
| None | Total | z X Hepatitis B virus infection | ℥ Chronic Hepatitis B | C Chronic Hepatitis C | Cirrhosis | Other | None |
| 6,035,626 | 7,223,234 | 179,687 | 53,942 | 15,280 | 13,672 | 139,676 | 6,820,977 |
| 2,304,082 | 2,873,576 | 85,316 | 31,349 | 7,483 | 8,829 | 75,887 | 2,664,712 |
| 3,731,544 | 4,349,658 | 94,371 | 22,593 | 7,797 | 4,843 | 63,789 | 4,156,265 |
| 272,100 | 303,497 | 5,949 | 708 | 88 | 46 | 1,364 | 295,342 |
| — | — | — | — | — | — | — | — |
| 272,100 | 303,497 | 5,949 | 708 | 88 | 46 | 1,364 | 295,342 |
| 235,490 | 266,938 | 5,618 | 694 | 96 | 61 | 1,522 | 258,947 |
| — | — | — | — | — | — | — | — |
| 235,490 | 266,938 | 5,618 | 694 | 96 | 61 | 1,522 | 258,947 |
| 671,468 | 784,968 | 31,440 | 7,349 | 1,380 | 804 | 12,471 | 731,524 |
| 264,176 | 317,155 | 15,445 | 4,456 | 817 | 514 | 7,907 | 288,016 |
| 407,292 | 467,813 | 15,995 | 2,893 | 563 | 290 | 4,564 | 443,508 |
| 672,205 | 798,370 | 28,631 | 9,048 | 1,530 | 1,316 | 14,460 | 743,385 |
| 269,664 | 329,095 | 14,636 | 5,417 | 836 | 874 | 8,648 | 298,684 |
| 402,541 | 469,275 | 13,995 | 3,631 | 694 | 442 | 5,812 | 444,701 |
| 1,186,467 | 1,453,012 | 41,241 | 13,575 | 2,609 | 2,830 | 31,001 | 1,361,756 |
| 481,132 | 604,831 | 20,366 | 7,951 | 1,244 | 1,776 | 16,968 | 556,526 |
| 705,335 | 848,181 | 20,875 | 5,624 | 1,365 | 1,054 | 14,033 | 805,230 |
| 815,077 | 1,014,652 | 28,311 | 9,538 | 2,390 | 2,687 | 25,230 | 946,496 |
| 348,351 | 450,040 | 14,527 | 5,597 | 1,111 | 1,786 | 13,804 | 413,215 |
| 466,726 | 564,612 | 13,784 | 3,941 | 1,279 | 901 | 11,426 | 533,281 |
| 844,056 | 1,041,664 | 22,377 | 7,428 | 2,840 | 2,866 | 25,858 | 980,295 |
| 363,037 | 468,125 | 11,458 | 4,406 | 1,320 | 1,852 | 13,687 | 435,402 |
| 481,019 | 573,539 | 10,919 | 3,022 | 1,520 | 1,014 | 12,171 | 544,893 |
| 341,758 | 412,597 | 6,940 | 2,410 | 1,384 | 1,138 | 9,098 | 391,627 |
| 155,013 | 195,990 | 3,878 | 1,492 | 669 | 764 | 5,039 | 184,148 |
| 186,745 | 216,607 | 3,062 | 918 | 715 | 374 | 4,059 | 207,479 |
| 594,515 | 695,915 | 6,912 | 2,379 | 1,903 | 1,332 | 12,870 | 670,519 |
| 256,356 | 314,030 | 3,718 | 1,543 | 952 | 887 | 6,826 | 300,104 |
| 338,159 | 381,885 | 3,194 | 836 | 951 | 445 | 6,044 | 370,415 |
| 260,278 | 295,023 | 1,733 | 613 | 783 | 451 | 4,195 | 287,248 |
| 110,189 | 130,133 | 985 | 368 | 395 | 295 | 2,214 | 125,876 |
| 150,089 | 164,890 | 748 | 245 | 388 | 156 | 1,981 | 161,372 |
| 114,938 | 127,215 | 477 | 164 | 249 | 121 | 1,379 | 124,825 |
| 45,158 | 51,918 | 267 | 101 | 122 | 69 | 664 | 50,695 |
| 69,780 | 75,297 | 210 | 63 | 127 | 52 | 715 | 74,130 |
| 27,274 | 29,383 | 58 | 36 | 28 | 20 | 228 | 29,013 |
| 11,006 | 12,259 | 36 | 18 | 17 | 12 | 130 | 12,046 |
| 16,268 | 17,124 | 22 | 18 | 11 | 8 | 98 | 16,967 |

Note : 1) Based on Age at the End of the Year

2) The total for each item may differ from the actual number of the respective examinees, since multiple responses are permitted

제 VI-2-5 표
Table VI-2-5

Ü
Interview Questions Related to Breast

| Division | (Age of menarche) | | | | | |
|--------------|-------------------|--------------------------------------|---------------------|----------------|------------------|------------------|
| | Total | X Has not experienced menarche | i h X 10 or less | i i e i j | i k e i l | i n e i n |
| Total | 4,325,114 | 3,786 | 18,789 | 208,706 | 1,046,950 | 1,722,816 |
| Seoul | 828,455 | 787 | 5,289 | 51,566 | 224,036 | 324,706 |
| Busan | 323,512 | 122 | 1,538 | 14,929 | 80,116 | 131,943 |
| Daegu | 210,708 | 43 | 817 | 10,685 | 55,195 | 87,529 |
| Incheon | 224,349 | 93 | 809 | 11,557 | 56,579 | 89,829 |
| Gwangju | 124,505 | 79 | 388 | 4,549 | 27,846 | 52,206 |
| Daejeon | 135,015 | 49 | 505 | 7,538 | 37,485 | 52,530 |
| Ulsan | 89,572 | 36 | 291 | 4,969 | 23,794 | 37,850 |
| Sejong | 8,923 | 5 | 29 | 230 | 1,618 | 3,757 |
| Gyeonggi | 940,707 | 1,988 | 4,198 | 55,383 | 255,140 | 372,566 |
| Gangwon | 147,839 | 50 | 405 | 4,919 | 30,267 | 58,328 |
| Chungbuk | 145,315 | 58 | 463 | 4,807 | 30,971 | 61,002 |
| Chungnam | 179,537 | 106 | 840 | 6,380 | 36,382 | 70,101 |
| Jeonbuk | 183,380 | 86 | 578 | 6,385 | 36,621 | 75,281 |
| Jeonnam | 202,501 | 63 | 713 | 3,924 | 28,272 | 73,074 |
| Gyeongbuk | 254,567 | 65 | 868 | 7,866 | 49,909 | 101,686 |
| Gyeongnam | 281,695 | 139 | 960 | 11,484 | 63,539 | 112,970 |
| Jeju | 44,534 | 17 | 98 | 1,535 | 9,180 | 17,458 |

XX

X

Cancer and Cervical Cancer by Province

XX a
(Unit : Person)

| io X 17 and over | Use of hormone medication after menopause (including past usage) | | | | | |
|---------------------|--|------------------|--------------------------------------|---|------------------------------------|----------------|
| | Total | X Did not use | j X Used for less than 2 years | j em X X Used for 2 years ~ less than 5 years | m X Used for 5 or more years | Unknown |
| 1,324,067 | 2,816,824 | 2,273,297 | 236,219 | 95,554 | 79,415 | 132,339 |
| 222,071 | 538,094 | 409,057 | 51,565 | 23,746 | 22,479 | 31,247 |
| 94,864 | 217,595 | 177,792 | 19,222 | 7,555 | 6,294 | 6,732 |
| 56,439 | 131,452 | 108,310 | 11,701 | 4,555 | 3,301 | 3,585 |
| 65,482 | 133,692 | 100,787 | 13,975 | 5,963 | 4,435 | 8,532 |
| 39,437 | 73,907 | 63,036 | 5,685 | 1,693 | 1,150 | 2,343 |
| 36,908 | 90,107 | 72,469 | 8,036 | 3,084 | 2,418 | 4,100 |
| 22,632 | 55,750 | 44,424 | 5,003 | 1,796 | 1,388 | 3,139 |
| 3,284 | 6,405 | 5,415 | 495 | 143 | 110 | 242 |
| 251,432 | 549,813 | 420,559 | 53,361 | 23,192 | 19,814 | 32,887 |
| 53,870 | 111,806 | 94,121 | 7,446 | 2,974 | 2,314 | 4,951 |
| 48,014 | 100,591 | 83,931 | 6,989 | 2,652 | 1,971 | 5,048 |
| 65,728 | 120,673 | 102,104 | 9,089 | 3,436 | 2,564 | 3,480 |
| 64,429 | 132,191 | 116,126 | 7,843 | 2,748 | 2,201 | 3,273 |
| 96,455 | 151,959 | 134,541 | 8,598 | 2,582 | 1,918 | 4,320 |
| 94,173 | 177,591 | 151,832 | 12,058 | 4,017 | 3,243 | 6,441 |
| 92,603 | 188,394 | 160,556 | 12,728 | 4,358 | 2,900 | 7,852 |
| 16,246 | 36,804 | 28,237 | 2,425 | 1,060 | 915 | 4,167 |

Note : Based on Resident Registration Address

Table VI-2-5

Interview Questions Related to Breast

| Division | X Number of childbirths | | | | X X Maternal breastfeeding experience and lactation | | | |
|-----------|----------------------------|--------------|---------------------------|-------------------|--|---------------------------|-------------------------------------|-------------------------|
| | Total | i 1 child | j X 2 or more children | Never given birth | Total | n X less than 6 months | n ei X 6 months-less than 1 year | i X 1 year or longer |
| Total | 4,323,758 | 542,450 | 3,492,350 | 288,958 | 4,111,493 | 668,156 | 860,705 | 2,127,447 |
| Seoul | 828,508 | 123,804 | 621,891 | 82,813 | 769,449 | 143,761 | 175,402 | 341,260 |
| Busan | 323,657 | 45,086 | 254,493 | 24,078 | 306,199 | 49,770 | 69,300 | 154,090 |
| Daegu | 210,700 | 26,510 | 171,626 | 12,564 | 200,434 | 33,441 | 38,321 | 105,554 |
| Incheon | 223,067 | 33,071 | 174,959 | 15,037 | 211,861 | 36,808 | 48,707 | 100,349 |
| Gwangju | 124,512 | 11,564 | 106,349 | 6,599 | 120,056 | 21,818 | 27,480 | 59,832 |
| Daejeon | 135,072 | 16,507 | 109,889 | 8,676 | 129,081 | 23,320 | 28,302 | 63,308 |
| Ulsan | 89,603 | 12,236 | 72,196 | 5,171 | 85,639 | 15,446 | 18,764 | 41,953 |
| Sejong | 8,923 | 818 | 7,738 | 367 | 8,655 | 902 | 1,812 | 5,328 |
| Gyeonggi | 939,691 | 140,186 | 730,485 | 69,020 | 886,502 | 165,443 | 205,241 | 405,827 |
| Gangwon | 147,856 | 14,657 | 125,899 | 7,300 | 143,149 | 18,188 | 21,631 | 89,109 |
| Chungbuk | 145,313 | 14,991 | 123,650 | 6,672 | 140,624 | 18,543 | 30,651 | 79,787 |
| Chungnam | 179,797 | 17,541 | 154,048 | 8,208 | 173,089 | 22,049 | 30,482 | 107,128 |
| Jeonbuk | 183,333 | 13,816 | 161,814 | 7,703 | 177,713 | 22,518 | 33,318 | 106,228 |
| Jeonnam | 202,610 | 11,776 | 184,424 | 6,410 | 198,357 | 20,498 | 30,558 | 135,566 |
| Gyeongbuk | 254,707 | 23,681 | 219,959 | 11,067 | 246,053 | 28,971 | 38,298 | 156,883 |
| Gyeongnam | 281,833 | 32,322 | 234,679 | 14,832 | 271,066 | 39,193 | 54,225 | 151,868 |
| Jeju | 44,576 | 3,884 | 38,251 | 2,441 | 43,566 | 7,487 | 8,213 | 23,377 |

XX

X

Cancer and Cervical Cancer by Province <Cont'd>

XX a
(Unit : Person)

| period | Benign breast tumor diagnosis status | | | | Birth control pill usage experience (including past usage) | | | | |
|---------------------------------|--------------------------------------|----------------|------------------|----------------|--|------------------|------------------------------------|----------------------------------|----------------|
| X No lactation experience | Total | Yes | No | Unknown | Total | X Never taken | i Taken for less than 1 year | i Taken for 1 year or more | Unknown |
| 455,185 | 4,330,033 | 407,773 | 3,647,998 | 274,262 | 4,324,444 | 3,486,740 | 428,342 | 218,432 | 190,930 |
| 109,026 | 830,282 | 94,422 | 677,666 | 58,194 | 827,882 | 647,902 | 90,220 | 46,497 | 43,263 |
| 33,039 | 323,751 | 33,512 | 271,847 | 18,392 | 323,654 | 265,105 | 31,216 | 14,489 | 12,844 |
| 23,118 | 210,728 | 21,192 | 177,287 | 12,249 | 210,707 | 170,673 | 21,913 | 11,303 | 6,818 |
| 25,997 | 224,550 | 21,494 | 186,892 | 16,164 | 224,439 | 174,138 | 23,754 | 13,388 | 13,159 |
| 10,926 | 124,557 | 10,354 | 108,007 | 6,196 | 124,488 | 105,438 | 10,229 | 4,354 | 4,467 |
| 14,151 | 135,062 | 13,143 | 113,913 | 8,006 | 135,035 | 109,506 | 13,783 | 6,498 | 5,248 |
| 9,476 | 89,609 | 9,904 | 74,474 | 5,231 | 89,566 | 72,818 | 8,299 | 3,634 | 4,815 |
| 613 | 8,926 | 485 | 7,978 | 463 | 8,925 | 7,483 | 727 | 397 | 318 |
| 109,991 | 942,167 | 100,815 | 775,207 | 66,145 | 939,748 | 741,008 | 99,959 | 50,497 | 48,284 |
| 14,221 | 147,865 | 9,255 | 128,784 | 9,826 | 147,853 | 116,439 | 15,443 | 9,737 | 6,234 |
| 11,643 | 145,354 | 9,532 | 127,421 | 8,401 | 145,301 | 119,325 | 12,839 | 6,970 | 6,167 |
| 13,430 | 179,853 | 13,177 | 157,380 | 9,296 | 179,790 | 148,100 | 17,342 | 9,108 | 5,240 |
| 15,649 | 183,382 | 15,345 | 158,704 | 9,333 | 183,322 | 157,441 | 13,830 | 6,632 | 5,419 |
| 11,735 | 202,663 | 11,944 | 179,595 | 11,124 | 202,597 | 173,620 | 15,062 | 7,625 | 6,290 |
| 21,901 | 254,778 | 16,996 | 222,861 | 14,921 | 254,730 | 207,017 | 24,587 | 13,979 | 9,147 |
| 25,780 | 281,938 | 23,500 | 240,770 | 17,668 | 281,855 | 235,032 | 24,765 | 10,874 | 11,184 |
| 4,489 | 44,568 | 2,703 | 39,212 | 2,653 | 44,552 | 35,695 | 4,374 | 2,450 | 2,033 |

Note : Based on Resident Registration Address

| XXXX Division | (Age of menarche) | | | | | |
|---------------------|-------------------|--------------------------------------|---------------------|-----------|-----------|-----------|
| | Total | X Has not experienced menarche | i h X 10 or less | i i e i j | i k e i l | i n e i n |
| Total | 4,325,114 | 3,786 | 18,789 | 208,706 | 1,046,950 | 1,722,816 |
| khXg Xl | 304,953 | 70 | 4,180 | 69,667 | 143,413 | 74,872 |
| knXg Xq | 268,092 | 43 | 2,393 | 44,234 | 128,965 | 79,407 |
| l hXg Xl | 466,305 | 245 | 1,907 | 36,535 | 193,817 | 191,527 |
| l nXg Xq | 467,143 | 348 | 1,521 | 18,738 | 149,948 | 220,189 |
| nhXg Xl | 842,526 | 896 | 2,695 | 21,008 | 194,301 | 389,965 |
| nmXg Xiq | 559,500 | 660 | 1,774 | 8,649 | 97,646 | 243,455 |
| nhXg Xl | 568,964 | 588 | 1,778 | 5,561 | 72,855 | 227,456 |
| nmXg Xiq | 214,028 | 297 | 687 | 1,414 | 20,998 | 79,153 |
| ohXg Xl | 378,822 | 379 | 1,087 | 1,914 | 28,868 | 127,804 |
| onXg Xq | 163,339 | 162 | 508 | 676 | 10,759 | 56,436 |
| phXg Xl | 74,637 | 65 | 209 | 264 | 4,390 | 26,264 |
| pm X 85 and over | 16,805 | 33 | 50 | 46 | 990 | 6,288 |
| XX X | | | | | | |

Cancer and Cervical Cancer by Age

XX a
(Unit : Person)

| Age group 17 and over | Use of hormone medication after menopause (including past usage) | | | | | | Unknown |
|--------------------------|--|------------------|----------------------------|--------------------------------------|--------------------------|--|----------------|
| | Total | Did not use | Used for less than 2 years | Used for 2 years ~ less than 5 years | Used for 5 or more years | | |
| 1,324,067 | 2,816,824 | 2,273,297 | 236,219 | 95,554 | 79,415 | | 132,339 |
| 12,751 | 32,995 | 28,971 | 201 | 84 | 46 | | 3,693 |
| 13,050 | 34,512 | 29,936 | 319 | 131 | 88 | | 4,038 |
| 42,274 | 104,784 | 90,624 | 3,049 | 843 | 440 | | 9,828 |
| 76,399 | 159,154 | 132,338 | 11,554 | 2,984 | 1,260 | | 11,018 |
| 233,661 | 610,300 | 485,561 | 66,502 | 22,763 | 9,261 | | 26,213 |
| 207,316 | 520,794 | 400,588 | 55,960 | 25,891 | 19,154 | | 19,201 |
| 260,726 | 538,378 | 404,326 | 57,610 | 26,814 | 29,334 | | 20,294 |
| 111,479 | 204,264 | 162,788 | 16,449 | 7,115 | 8,780 | | 9,132 |
| 218,770 | 364,116 | 313,199 | 19,115 | 7,101 | 9,087 | | 15,614 |
| 94,798 | 158,129 | 143,212 | 4,269 | 1,423 | 1,593 | | 7,632 |
| 43,445 | 72,830 | 67,002 | 1,075 | 359 | 340 | | 4,054 |
| 9,398 | 16,568 | 14,752 | 116 | 46 | 32 | | 1,622 |

Note : Based on Age at the End of the Year

제 VI-2-6 표

Table VI-2-6

Interview Questions Related to Breast

| Division | X Number of childbirths | | | | X X Maternal breastfeeding experience and lactation | | | |
|---------------------|----------------------------|--------------|---------------------------|-------------------|--|---------------------------|-------------------------------------|-------------------------|
| | Total | i 1 child | j X 2 or more children | Never given birth | Total | n X less than 6 months | n ei X 6 months-less than 1 year | i X 1 year or longer |
| Total | 4,323,758 | 542,450 | 3,492,350 | 288,958 | 4,111,493 | 668,156 | 860,705 | 2,127,447 |
| khXg Xl | 304,199 | 95,145 | 101,081 | 107,973 | 218,059 | 71,983 | 51,217 | 62,376 |
| knXg Xq | 267,676 | 63,971 | 171,870 | 31,835 | 243,171 | 81,886 | 58,109 | 73,340 |
| l hXg Xl | 465,925 | 77,920 | 352,463 | 35,542 | 441,669 | 143,170 | 109,033 | 99,783 |
| l nXg Xq | 466,899 | 68,562 | 374,887 | 23,450 | 451,210 | 120,888 | 117,599 | 124,549 |
| nhXg Xil | 842,504 | 117,183 | 692,567 | 32,754 | 820,316 | 136,832 | 215,669 | 360,406 |
| nmXg Xiq | 559,563 | 56,200 | 481,845 | 21,518 | 544,897 | 54,700 | 120,649 | 321,140 |
| nhXg Xil | 568,958 | 35,729 | 514,700 | 18,529 | 556,334 | 34,045 | 94,567 | 393,987 |
| nmXg Xiq | 214,005 | 9,069 | 199,263 | 5,673 | 209,936 | 8,185 | 27,839 | 165,351 |
| ohXg Xil | 378,951 | 11,994 | 359,313 | 7,644 | 373,638 | 11,016 | 41,412 | 309,640 |
| onXg Xq | 163,426 | 4,105 | 156,721 | 2,600 | 161,598 | 3,669 | 16,096 | 138,285 |
| phXg Xpl | 74,755 | 2,139 | 71,480 | 1,136 | 73,931 | 1,466 | 6,896 | 64,157 |
| pm X 85 and over | 16,897 | 433 | 16,160 | 304 | 16,734 | 316 | 1,619 | 14,433 |
| XX X | | | | | | | | |

Cancer and Cervical Cancer by Age <Cont'd>

XX a
(Unit : Person)

| period | Benign breast tumor diagnosis status | | | | Birth control pill usage experience (including past usage) | | | | |
|---------------------------------|--------------------------------------|----------------|------------------|----------------|--|------------------|------------------------------------|----------------------------------|----------------|
| X No lactation experience | Total | Yes | No | Unknown | Total | X Never taken | i Taken for less than 1 year | i Taken for 1 year or more | Unknown |
| 455,185 | 4,330,033 | 407,773 | 3,647,998 | 274,262 | 4,324,444 | 3,486,740 | 428,342 | 218,432 | 190,930 |
| 32,483 | 305,220 | 19,376 | 264,501 | 21,343 | 304,731 | 228,887 | 52,449 | 11,906 | 11,489 |
| 29,836 | 268,509 | 24,020 | 228,397 | 16,092 | 267,934 | 217,712 | 32,862 | 8,785 | 8,575 |
| 89,683 | 466,734 | 54,451 | 387,295 | 24,988 | 466,073 | 390,121 | 45,570 | 15,225 | 15,157 |
| 88,174 | 467,567 | 62,640 | 379,059 | 25,868 | 466,957 | 389,395 | 43,538 | 16,613 | 17,411 |
| 107,409 | 843,615 | 111,513 | 682,419 | 49,683 | 842,497 | 696,665 | 75,071 | 34,758 | 36,003 |
| 48,408 | 560,222 | 59,926 | 466,489 | 33,807 | 559,561 | 451,354 | 51,811 | 30,010 | 26,386 |
| 33,735 | 569,461 | 44,610 | 491,157 | 33,694 | 568,829 | 441,241 | 57,994 | 41,836 | 27,758 |
| 8,561 | 214,209 | 11,465 | 187,749 | 14,995 | 213,962 | 162,585 | 21,567 | 17,695 | 12,115 |
| 11,570 | 379,220 | 14,052 | 337,575 | 27,593 | 378,870 | 294,794 | 34,537 | 30,080 | 19,459 |
| 3,548 | 163,571 | 4,085 | 144,649 | 14,837 | 163,412 | 134,790 | 10,204 | 9,089 | 9,329 |
| 1,412 | 74,779 | 1,435 | 65,094 | 8,250 | 74,727 | 64,892 | 2,538 | 2,244 | 5,053 |
| 366 | 16,926 | 200 | 13,614 | 3,112 | 16,891 | 14,304 | 201 | 191 | 2,195 |

Note : Based on Age at the End of the Year


제 7 편

검사항목별 성적



제 7 편

검사항목별 성적



제 VII-1 표

Table VII-1

Statistics on Body Mass Distribution by Province

단위 : BMI, Person

| Division | | Total | Under-weight | Normal weight | Obesity Stage1 | Obesity Stage2 | Obesity Stage3 |
|--------------|--------------|-------------------|----------------|------------------|------------------|----------------|----------------|
| Total | Total | 11,419,246 | 433,585 | 7,262,685 | 3,285,483 | 432,391 | 5,102 |
| | M | 6,277,329 | 134,478 | 3,751,071 | 2,133,600 | 255,706 | 2,474 |
| | F | 5,141,917 | 299,107 | 3,511,614 | 1,151,883 | 176,685 | 2,628 |
| Seoul | S.T | 2,076,187 | 88,417 | 1,334,907 | 576,277 | 75,614 | 972 |
| | M | 1,067,761 | 19,889 | 632,128 | 371,032 | 44,245 | 467 |
| | F | 1,008,426 | 68,528 | 702,779 | 205,245 | 31,369 | 505 |
| Busan | S.T | 822,349 | 30,886 | 532,770 | 230,253 | 28,103 | 337 |
| | M | 439,818 | 9,563 | 266,649 | 146,906 | 16,540 | 160 |
| | F | 382,531 | 21,323 | 266,121 | 83,347 | 11,563 | 177 |
| Daegu | S.T | 558,531 | 21,946 | 371,202 | 148,488 | 16,722 | 173 |
| | M | 298,641 | 6,890 | 185,032 | 96,212 | 10,403 | 104 |
| | F | 259,890 | 15,056 | 186,170 | 52,276 | 6,319 | 69 |
| Incheon | S.T | 617,759 | 22,848 | 385,429 | 182,697 | 26,494 | 291 |
| | M | 346,871 | 7,256 | 203,604 | 120,213 | 15,659 | 139 |
| | F | 270,888 | 15,592 | 181,825 | 62,484 | 10,835 | 152 |
| Gwangju | S.T | 315,595 | 11,942 | 202,892 | 90,220 | 10,417 | 124 |
| | M | 169,533 | 3,552 | 101,225 | 58,519 | 6,183 | 54 |
| | F | 146,062 | 8,390 | 101,667 | 31,701 | 4,234 | 70 |
| Daejeon | S.T | 352,745 | 13,698 | 226,628 | 99,392 | 12,897 | 130 |
| | M | 191,461 | 4,097 | 115,055 | 64,689 | 7,560 | 60 |
| | F | 161,284 | 9,601 | 111,573 | 34,703 | 5,337 | 70 |
| Ulsan | S.T | 301,153 | 8,885 | 197,093 | 85,357 | 9,711 | 107 |
| | M | 195,649 | 3,349 | 122,719 | 62,839 | 6,674 | 68 |
| | F | 105,504 | 5,536 | 74,374 | 22,518 | 3,037 | 39 |
| Sejong | S.T | 25,710 | 1,007 | 15,704 | 7,813 | 1,172 | 14 |
| | M | 14,583 | 424 | 8,676 | 4,841 | 635 | 7 |
| | F | 11,127 | 583 | 7,028 | 2,972 | 537 | 7 |
| Gyeonggi | S.T | 2,591,159 | 97,363 | 1,627,455 | 758,127 | 106,875 | 1,339 |
| | M | 1,460,463 | 29,822 | 857,103 | 507,840 | 65,035 | 663 |
| | F | 1,130,696 | 67,541 | 770,352 | 250,287 | 41,840 | 676 |
| Gangwon | S.T | 364,461 | 10,746 | 216,127 | 119,716 | 17,660 | 212 |
| | M | 199,780 | 3,449 | 111,640 | 74,810 | 9,786 | 95 |
| | F | 164,681 | 7,297 | 104,487 | 44,906 | 7,874 | 117 |
| Chungbuk | S.T | 397,683 | 15,897 | 249,154 | 115,822 | 16,607 | 203 |
| | M | 218,322 | 5,744 | 131,618 | 71,735 | 9,127 | 98 |
| | F | 179,361 | 10,153 | 117,536 | 44,087 | 7,480 | 105 |
| Chungnam | S.T | 494,481 | 19,723 | 308,667 | 145,488 | 20,331 | 272 |
| | M | 281,479 | 7,564 | 168,943 | 93,108 | 11,734 | 130 |
| | F | 213,002 | 12,159 | 139,724 | 52,380 | 8,597 | 142 |
| Jeonbuk | S.T | 439,279 | 16,453 | 276,175 | 129,864 | 16,611 | 176 |
| | M | 234,074 | 5,879 | 140,118 | 79,092 | 8,912 | 73 |
| | F | 205,205 | 10,574 | 136,057 | 50,772 | 7,699 | 103 |
| Jeonnam | S.T | 455,898 | 14,998 | 282,114 | 141,305 | 17,317 | 164 |
| | M | 245,899 | 5,480 | 146,367 | 85,001 | 8,994 | 57 |
| | F | 209,999 | 9,518 | 135,747 | 56,304 | 8,323 | 107 |
| Gyeongbuk | S.T | 681,536 | 26,533 | 438,719 | 192,756 | 23,296 | 232 |
| | M | 380,382 | 10,014 | 234,983 | 121,609 | 13,657 | 119 |
| | F | 301,154 | 16,519 | 203,736 | 71,147 | 9,639 | 113 |
| Gyeongnam | S.T | 805,352 | 28,935 | 526,884 | 222,625 | 26,630 | 278 |
| | M | 472,236 | 10,720 | 294,447 | 150,058 | 16,870 | 141 |
| | F | 333,116 | 18,215 | 232,437 | 72,567 | 9,760 | 137 |
| Jeju | S.T | 119,368 | 3,308 | 70,765 | 39,283 | 5,934 | 78 |
| | M | 60,377 | 786 | 30,764 | 25,096 | 3,692 | 39 |
| | F | 58,991 | 2,522 | 40,001 | 14,187 | 2,242 | 39 |

Note : 1) Based on Resident Registration Address

2) Examinees who do not have health check-up results or considered as error values by correction guidelines are excluded

제 VII-2 표

Table VII-2

Statistics on Body Mass Distribution by Age

단위 : BMI, Person

| Division | | Total | Under-weight | Normal weight | Obesity Stage1 | Obesity Stage2 | Obesity Stage3 |
|-------------|-------|------------|--------------|---------------|----------------|----------------|----------------|
| Total | Total | 11,419,246 | 433,585 | 7,262,685 | 3,285,483 | 432,391 | 5,102 |
| | M | 6,277,329 | 134,478 | 3,751,071 | 2,133,600 | 255,706 | 2,474 |
| | F | 5,141,917 | 299,107 | 3,511,614 | 1,151,883 | 176,685 | 2,628 |
| 19 or less | S.T | 25,852 | 3,616 | 17,639 | 3,516 | 1,049 | 32 |
| | M | 11,877 | 1,475 | 7,870 | 1,890 | 625 | 17 |
| | F | 13,975 | 2,141 | 9,769 | 1,626 | 424 | 15 |
| 20-29 | S.T | 289,872 | 36,925 | 205,482 | 37,637 | 9,538 | 290 |
| | M | 127,706 | 6,055 | 90,948 | 24,951 | 5,625 | 127 |
| | F | 162,166 | 30,870 | 114,534 | 12,686 | 3,913 | 163 |
| 30-39 | S.T | 861,399 | 84,655 | 582,710 | 157,902 | 35,288 | 844 |
| | M | 480,263 | 14,399 | 307,739 | 130,313 | 27,321 | 491 |
| | F | 381,136 | 70,256 | 274,971 | 27,589 | 7,967 | 353 |
| 40-49 | S.T | 1,181,938 | 71,573 | 742,869 | 304,473 | 61,938 | 1,085 |
| | M | 791,408 | 17,288 | 455,970 | 265,834 | 51,615 | 701 |
| | F | 390,530 | 54,285 | 286,899 | 38,639 | 10,323 | 384 |
| 50-59 | S.T | 1,083,226 | 44,377 | 671,094 | 313,376 | 53,691 | 688 |
| | M | 751,309 | 13,870 | 421,529 | 271,143 | 44,295 | 472 |
| | F | 331,917 | 30,507 | 249,565 | 42,233 | 9,396 | 216 |
| 60-69 | S.T | 1,274,643 | 36,030 | 819,360 | 366,981 | 51,721 | 551 |
| | M | 711,918 | 10,944 | 403,558 | 263,754 | 33,390 | 272 |
| | F | 562,725 | 25,086 | 415,802 | 103,227 | 18,331 | 279 |
| 70-79 | S.T | 1,361,419 | 28,327 | 879,941 | 406,318 | 46,493 | 340 |
| | M | 751,033 | 10,670 | 436,650 | 276,271 | 27,312 | 130 |
| | F | 610,386 | 17,657 | 443,291 | 130,047 | 19,181 | 210 |
| 80-89 | S.T | 1,759,627 | 33,870 | 1,135,917 | 534,129 | 55,274 | 437 |
| | M | 893,891 | 13,183 | 530,878 | 323,258 | 26,458 | 114 |
| | F | 865,736 | 20,687 | 605,039 | 210,871 | 28,816 | 323 |
| 90 and over | S.T | 1,152,279 | 20,388 | 717,063 | 376,669 | 37,860 | 299 |
| | M | 610,656 | 9,595 | 363,690 | 220,844 | 16,454 | 73 |
| | F | 541,623 | 10,793 | 353,373 | 155,825 | 21,406 | 226 |
| Total | S.T | 1,053,105 | 19,158 | 637,865 | 358,806 | 37,009 | 267 |
| | M | 508,762 | 9,970 | 310,736 | 175,870 | 12,142 | 44 |
| | F | 544,343 | 9,188 | 327,129 | 182,936 | 24,867 | 223 |
| Total | S.T | 322,474 | 7,269 | 195,536 | 108,844 | 10,755 | 70 |
| | M | 167,907 | 4,266 | 106,657 | 53,678 | 3,296 | 10 |
| | F | 154,567 | 3,003 | 88,879 | 55,166 | 7,459 | 60 |
| Total | S.T | 648,360 | 20,108 | 394,980 | 211,337 | 21,811 | 124 |
| | M | 298,959 | 10,946 | 195,564 | 87,222 | 5,215 | 12 |
| | F | 349,401 | 9,162 | 199,416 | 124,115 | 16,596 | 112 |
| Total | S.T | 245,195 | 12,214 | 155,900 | 70,147 | 6,889 | 45 |
| | M | 108,031 | 6,100 | 74,172 | 26,340 | 1,415 | 4 |
| | F | 137,164 | 6,114 | 81,728 | 43,807 | 5,474 | 41 |
| Total | S.T | 128,795 | 10,078 | 85,520 | 30,519 | 2,654 | 24 |
| | M | 51,818 | 4,248 | 36,687 | 10,434 | 445 | 4 |
| | F | 76,977 | 5,830 | 48,833 | 20,085 | 2,209 | 20 |
| 85 and over | S.T | 31,062 | 4,997 | 20,809 | 4,829 | 421 | 6 |
| | M | 11,791 | 1,469 | 8,423 | 1,798 | 98 | 3 |
| | F | 19,271 | 3,528 | 12,386 | 3,031 | 323 | 3 |

Note : 1) Based on Age at the End of the Year

2) Examinees who do not have health check-up results or considered as error values by correction guidelines are excluded

Table VII-3

Statistics on Waist Circumference Distribution by Province

XX@a

(Unit : cm, Person)

| Division | | Total | om less than 75 | oneoq | phepl | pnepq | qheql | qneqq | i hhei hl | i hnei hq | i i hX 110 and over |
|--------------|--------------|-------------------|-----------------------|------------------|------------------|------------------|------------------|----------------|----------------|---------------|---------------------------|
| Total | Total | 11,414,623 | 3,124,708 | 2,117,982 | 2,485,207 | 1,892,422 | 1,084,946 | 458,753 | 169,095 | 52,947 | 28,563 |
| | M | 6,275,541 | 739,192 | 1,087,039 | 1,651,998 | 1,409,972 | 838,454 | 356,757 | 130,408 | 40,321 | 21,400 |
| | F | 5,139,082 | 2,385,516 | 1,030,943 | 833,209 | 482,450 | 246,492 | 101,996 | 38,687 | 12,626 | 7,163 |
| XXXXX | S.T | 2,075,000 | 601,988 | 372,364 | 427,892 | 338,676 | 198,839 | 86,851 | 32,353 | 10,416 | 5,621 |
| Seoul | M | 1,067,291 | 110,756 | 175,862 | 273,980 | 248,688 | 153,070 | 67,751 | 24,956 | 7,969 | 4,259 |
| | F | 1,007,709 | 491,232 | 196,502 | 153,912 | 89,988 | 45,769 | 19,100 | 7,397 | 2,447 | 1,362 |
| XXXXX | S.T | 822,031 | 234,023 | 154,491 | 183,269 | 133,810 | 72,564 | 28,756 | 10,276 | 3,173 | 1,669 |
| Busan | M | 439,676 | 47,906 | 75,251 | 122,361 | 101,875 | 57,543 | 22,800 | 8,162 | 2,485 | 1,293 |
| | F | 382,355 | 186,117 | 79,240 | 60,908 | 31,935 | 15,021 | 5,956 | 2,114 | 688 | 376 |
| XXXXX | S.T | 558,333 | 158,423 | 106,613 | 126,891 | 90,314 | 48,051 | 18,675 | 6,406 | 1,949 | 1,011 |
| Daegu | M | 298,561 | 31,398 | 52,349 | 85,666 | 68,705 | 38,095 | 14,916 | 5,098 | 1,554 | 780 |
| | F | 259,772 | 127,025 | 54,264 | 41,225 | 21,609 | 9,956 | 3,759 | 1,308 | 395 | 231 |
| XXXXX | S.T | 617,521 | 166,236 | 112,894 | 131,407 | 103,162 | 61,397 | 27,034 | 10,240 | 3,311 | 1,840 |
| Incheon | M | 346,793 | 41,278 | 59,484 | 88,338 | 77,186 | 47,717 | 21,022 | 7,870 | 2,527 | 1,371 |
| | F | 270,728 | 124,958 | 53,410 | 43,069 | 25,976 | 13,680 | 6,012 | 2,370 | 784 | 469 |
| XXXXX | S.T | 315,515 | 92,516 | 58,943 | 67,803 | 51,350 | 27,723 | 11,550 | 3,867 | 1,169 | 594 |
| Gwangju | M | 169,500 | 20,106 | 30,074 | 45,434 | 39,095 | 21,549 | 9,038 | 2,915 | 868 | 421 |
| | F | 146,015 | 72,410 | 28,869 | 22,369 | 12,255 | 6,174 | 2,512 | 952 | 301 | 173 |
| XXXXX | S.T | 352,555 | 100,894 | 66,523 | 75,978 | 57,128 | 31,644 | 13,198 | 4,889 | 1,483 | 818 |
| Daejeon | M | 191,379 | 24,645 | 34,192 | 50,188 | 42,497 | 24,274 | 10,117 | 3,768 | 1,106 | 592 |
| | F | 161,176 | 76,249 | 32,331 | 25,790 | 14,631 | 7,370 | 3,081 | 1,121 | 377 | 226 |
| XXXXX | S.T | 301,113 | 70,364 | 58,494 | 75,366 | 53,789 | 26,903 | 10,585 | 3,806 | 1,167 | 639 |
| Ulsan | M | 195,625 | 20,093 | 36,454 | 58,367 | 44,616 | 22,600 | 8,857 | 3,169 | 948 | 521 |
| | F | 105,488 | 50,271 | 22,040 | 16,999 | 9,173 | 4,303 | 1,728 | 637 | 219 | 118 |
| XXXXX | S.T | 25,692 | 6,621 | 4,639 | 5,561 | 4,454 | 2,614 | 1,131 | 454 | 150 | 68 |
| Sejong | M | 14,577 | 2,136 | 2,454 | 3,585 | 3,149 | 1,910 | 841 | 340 | 107 | 55 |
| | F | 11,115 | 4,485 | 2,185 | 1,976 | 1,305 | 704 | 290 | 114 | 43 | 13 |
| XXXXX | S.T | 2,590,120 | 716,329 | 474,816 | 551,704 | 426,591 | 250,567 | 108,265 | 41,328 | 13,163 | 7,357 |
| Gyeonggi | M | 1,460,054 | 175,150 | 251,688 | 376,356 | 324,954 | 197,651 | 86,024 | 32,510 | 10,144 | 5,577 |
| | F | 1,130,066 | 541,179 | 223,128 | 175,348 | 101,637 | 52,916 | 22,241 | 8,818 | 3,019 | 1,780 |
| XXXXX | S.T | 364,362 | 92,878 | 66,438 | 80,245 | 62,596 | 37,534 | 15,949 | 6,006 | 1,746 | 970 |
| Gangwon | M | 199,745 | 23,143 | 33,676 | 51,930 | 44,870 | 27,850 | 11,877 | 4,437 | 1,274 | 688 |
| | F | 164,617 | 69,735 | 32,762 | 28,315 | 17,726 | 9,684 | 4,072 | 1,569 | 472 | 282 |
| XXXXX | S.T | 397,460 | 108,736 | 73,980 | 85,281 | 65,173 | 38,808 | 16,387 | 6,084 | 1,897 | 1,114 |
| Chungbuk | M | 218,273 | 30,302 | 38,537 | 54,871 | 46,608 | 29,033 | 12,255 | 4,476 | 1,393 | 798 |
| | F | 179,187 | 78,434 | 35,443 | 30,410 | 18,565 | 9,775 | 4,132 | 1,608 | 504 | 316 |
| XXXXX | S.T | 494,247 | 124,167 | 91,101 | 108,987 | 84,437 | 50,749 | 22,187 | 8,466 | 2,636 | 1,517 |
| Chungnam | M | 281,400 | 37,424 | 48,586 | 71,066 | 60,707 | 37,736 | 16,587 | 6,274 | 1,928 | 1,092 |
| | F | 212,847 | 86,743 | 42,515 | 37,921 | 23,730 | 13,013 | 5,600 | 2,192 | 708 | 425 |
| XXXXX | S.T | 439,152 | 115,937 | 84,382 | 100,331 | 72,055 | 41,182 | 16,786 | 5,811 | 1,854 | 814 |
| Jeonbuk | M | 234,018 | 27,898 | 42,691 | 64,526 | 50,820 | 29,914 | 12,196 | 4,121 | 1,306 | 546 |
| | F | 205,134 | 88,039 | 41,691 | 35,805 | 21,235 | 11,268 | 4,590 | 1,690 | 548 | 268 |
| XXXXX | S.T | 455,761 | 107,884 | 84,232 | 103,739 | 82,116 | 47,570 | 20,149 | 6,986 | 2,134 | 951 |
| Jeonnam | M | 245,839 | 28,412 | 41,063 | 63,475 | 56,943 | 34,117 | 14,652 | 5,031 | 1,511 | 635 |
| | F | 209,922 | 79,472 | 43,169 | 40,264 | 25,173 | 13,453 | 5,497 | 1,955 | 623 | 316 |
| XXXXX | S.T | 681,344 | 175,531 | 128,240 | 154,684 | 116,221 | 65,607 | 27,104 | 9,602 | 2,842 | 1,513 |
| Gyeongbuk | M | 380,313 | 47,044 | 66,561 | 101,425 | 84,466 | 49,590 | 20,625 | 7,294 | 2,173 | 1,135 |
| | F | 301,031 | 128,487 | 61,679 | 53,259 | 31,755 | 16,017 | 6,479 | 2,308 | 669 | 378 |
| XXXXX | S.T | 805,095 | 223,883 | 158,822 | 181,522 | 129,346 | 69,557 | 27,535 | 9,955 | 2,917 | 1,558 |
| Gyeongnam | M | 472,143 | 66,299 | 89,745 | 126,714 | 100,351 | 55,495 | 22,035 | 7,975 | 2,289 | 1,240 |
| | F | 332,952 | 157,584 | 69,077 | 54,808 | 28,995 | 14,062 | 5,500 | 1,980 | 628 | 318 |
| XXXXX | S.T | 119,322 | 28,298 | 21,010 | 24,547 | 21,204 | 13,637 | 6,611 | 2,566 | 940 | 509 |
| Jeju | M | 60,354 | 5,202 | 8,372 | 13,716 | 14,442 | 10,310 | 5,164 | 2,012 | 739 | 397 |
| | F | 58,968 | 23,096 | 12,638 | 10,831 | 6,762 | 3,327 | 1,447 | 554 | 201 | 112 |

Note : 1) Based on Resident Registration Address

2) Examinees who do not have health check-up results or considered as error values by correction guidelines are excluded

제 VII-4 표

Table VII-4

Statistics on Waist Circumference Distribution by Age

XX@aX a

(Unit : cm, Person)

| XXXX | | Total | om less than 75 | oneoq | phepl | pnepq | qheql | qneqq | i hhei hl | i hnei hq | i i hX 110 and over |
|---------------------|-------|------------|-----------------------|-----------|-----------|-----------|-----------|---------|-----------|-----------|---------------------------|
| Division | | | | | | | | | | | |
| Total | Total | 11,414,623 | 3,124,708 | 2,117,982 | 2,485,207 | 1,892,422 | 1,084,946 | 458,753 | 169,095 | 52,947 | 28,563 |
| | M | 6,275,541 | 739,192 | 1,087,039 | 1,651,998 | 1,409,972 | 838,454 | 356,757 | 130,408 | 40,321 | 21,400 |
| | F | 5,139,082 | 2,385,516 | 1,030,943 | 833,209 | 482,450 | 246,492 | 101,996 | 38,687 | 12,626 | 7,163 |
| i q X 19 or less | S.T | 25,834 | 15,960 | 4,157 | 2,649 | 1,429 | 761 | 432 | 247 | 121 | 78 |
| | M | 11,869 | 5,755 | 2,386 | 1,617 | 947 | 516 | 313 | 181 | 89 | 65 |
| | F | 13,965 | 10,205 | 1,771 | 1,032 | 482 | 245 | 119 | 66 | 32 | 13 |
| j hXq Xl | S.T | 289,781 | 172,950 | 49,888 | 33,113 | 16,940 | 8,621 | 4,224 | 2,189 | 997 | 859 |
| | M | 127,675 | 44,742 | 33,030 | 24,445 | 12,819 | 6,529 | 3,116 | 1,623 | 741 | 630 |
| | F | 162,106 | 128,208 | 16,858 | 8,668 | 4,121 | 2,092 | 1,108 | 566 | 256 | 229 |
| j mXq Xq | S.T | 860,984 | 402,939 | 152,356 | 136,057 | 84,323 | 45,057 | 21,890 | 10,553 | 4,455 | 3,354 |
| | M | 480,117 | 100,326 | 113,608 | 116,603 | 74,836 | 39,804 | 19,134 | 9,132 | 3,840 | 2,834 |
| | F | 380,867 | 302,613 | 38,748 | 19,454 | 9,487 | 5,253 | 2,756 | 1,421 | 615 | 520 |
| khXq Xl | S.T | 1,181,025 | 390,216 | 210,695 | 235,036 | 167,977 | 96,251 | 46,383 | 20,987 | 8,017 | 5,463 |
| | M | 791,187 | 112,158 | 158,233 | 206,181 | 153,617 | 88,230 | 42,119 | 18,793 | 7,116 | 4,740 |
| | F | 389,838 | 278,058 | 52,462 | 28,855 | 14,360 | 8,021 | 4,264 | 2,194 | 901 | 723 |
| knXq Xq | S.T | 1,082,756 | 310,062 | 193,349 | 231,452 | 174,939 | 99,783 | 44,973 | 17,966 | 6,345 | 3,887 |
| | M | 751,085 | 91,852 | 139,116 | 200,475 | 159,985 | 92,601 | 41,492 | 16,384 | 5,744 | 3,436 |
| | F | 331,671 | 218,210 | 54,233 | 30,977 | 14,954 | 7,182 | 3,481 | 1,582 | 601 | 451 |
| l hXq Xl | S.T | 1,274,328 | 393,553 | 239,436 | 265,722 | 196,717 | 108,403 | 45,485 | 16,815 | 5,368 | 2,829 |
| | M | 711,728 | 76,602 | 125,564 | 194,574 | 162,572 | 92,653 | 38,923 | 14,134 | 4,457 | 2,249 |
| | F | 562,600 | 316,951 | 113,872 | 71,148 | 34,145 | 15,750 | 6,562 | 2,681 | 911 | 580 |
| l mXq Xq | S.T | 1,361,121 | 381,901 | 264,248 | 300,623 | 223,464 | 120,451 | 47,614 | 15,891 | 4,604 | 2,325 |
| | M | 750,854 | 72,180 | 126,521 | 210,519 | 180,630 | 101,962 | 40,332 | 13,274 | 3,657 | 1,779 |
| | F | 610,267 | 309,721 | 137,727 | 90,104 | 42,834 | 18,489 | 7,282 | 2,617 | 947 | 546 |
| nhXq Xl | S.T | 1,759,291 | 445,109 | 349,313 | 402,791 | 302,968 | 165,445 | 64,205 | 21,022 | 5,782 | 2,656 |
| | M | 893,707 | 77,765 | 140,562 | 248,769 | 223,925 | 130,173 | 50,602 | 16,015 | 4,140 | 1,756 |
| | F | 865,584 | 367,344 | 208,751 | 154,022 | 79,043 | 35,272 | 13,603 | 5,007 | 1,642 | 900 |
| nmXq Xq | S.T | 1,152,060 | 224,871 | 221,372 | 280,466 | 223,523 | 128,213 | 50,502 | 16,658 | 4,509 | 1,946 |
| | M | 610,548 | 48,124 | 88,116 | 164,798 | 157,970 | 96,774 | 38,183 | 12,267 | 3,115 | 1,201 |
| | F | 541,512 | 176,747 | 133,256 | 115,668 | 65,553 | 31,439 | 12,319 | 4,391 | 1,394 | 745 |
| nhXq Xl | S.T | 1,052,878 | 172,653 | 197,683 | 263,266 | 213,943 | 128,124 | 52,481 | 17,734 | 4,960 | 2,034 |
| | M | 508,656 | 41,242 | 69,719 | 131,352 | 130,215 | 84,836 | 35,444 | 11,708 | 3,051 | 1,089 |
| | F | 544,222 | 131,411 | 127,964 | 131,914 | 83,728 | 43,288 | 17,037 | 6,026 | 1,909 | 945 |
| nmXq Xq | S.T | 322,373 | 45,623 | 55,798 | 81,236 | 69,733 | 43,304 | 18,084 | 6,227 | 1,673 | 695 |
| | M | 167,860 | 14,954 | 23,123 | 41,840 | 42,410 | 28,024 | 11,981 | 4,048 | 1,071 | 409 |
| | F | 154,513 | 30,669 | 32,675 | 39,396 | 27,323 | 15,280 | 6,103 | 2,179 | 602 | 286 |
| ohXq Xl | S.T | 648,071 | 93,682 | 109,605 | 158,758 | 138,077 | 89,159 | 39,419 | 14,079 | 3,795 | 1,497 |
| | M | 298,840 | 29,956 | 40,948 | 70,967 | 72,496 | 50,239 | 23,013 | 8,280 | 2,146 | 795 |
| | F | 349,231 | 63,726 | 68,657 | 87,791 | 65,581 | 38,920 | 16,406 | 5,799 | 1,649 | 702 |
| omXq Xq | S.T | 244,956 | 40,595 | 41,641 | 57,949 | 49,673 | 32,845 | 14,628 | 5,554 | 1,450 | 621 |
| | M | 107,948 | 13,481 | 15,682 | 25,166 | 24,391 | 17,173 | 7,971 | 3,041 | 743 | 300 |
| | F | 137,008 | 27,114 | 25,959 | 32,783 | 25,282 | 15,672 | 6,657 | 2,513 | 707 | 321 |
| phXq Xl | S.T | 128,445 | 25,765 | 22,798 | 29,646 | 24,042 | 15,522 | 7,029 | 2,655 | 726 | 262 |
| | M | 51,735 | 7,789 | 8,406 | 12,054 | 10,903 | 7,458 | 3,428 | 1,266 | 336 | 95 |
| | F | 76,710 | 17,976 | 14,392 | 17,592 | 13,139 | 8,064 | 3,601 | 1,389 | 390 | 167 |
| pm X 85 and over | S.T | 30,720 | 8,829 | 5,643 | 6,443 | 4,674 | 3,007 | 1,404 | 518 | 145 | 57 |
| | M | 11,732 | 2,266 | 2,025 | 2,638 | 2,256 | 1,482 | 706 | 262 | 75 | 22 |
| | F | 18,988 | 6,563 | 3,618 | 3,805 | 2,418 | 1,525 | 698 | 256 | 70 | 35 |

Note : 1) Based on Age at the End of the Year

2) Examinees who do not have health check-up results or considered as error values by correction guidelines are excluded

| XXXXX Division | | X (Visual acuity in the left eye) | | | | | | |
|-------------------|--------------|-----------------------------------|--------------------|----------------|------------------|------------------|------------------|----------------|
| | | Total | hfi 0.1 or less | hfj ehfl | hfnehfio | hfpei fh | i fj ei fm | i fnej fh |
| Total | Total | 11,415,301 | 134,193 | 822,200 | 2,135,806 | 4,511,504 | 3,637,984 | 136,381 |
| | M | 6,275,429 | 53,161 | 318,157 | 968,826 | 2,430,920 | 2,383,833 | 99,735 |
| | F | 5,139,872 | 81,032 | 504,043 | 1,166,980 | 2,080,584 | 1,254,151 | 36,646 |
| XXXXXX | S.T | 2,075,389 | 27,162 | 158,334 | 418,627 | 837,932 | 607,470 | 19,480 |
| Seoul | M | 1,067,321 | 10,734 | 61,685 | 184,306 | 428,183 | 365,736 | 13,278 |
| | F | 1,008,068 | 16,428 | 96,649 | 234,321 | 409,749 | 241,734 | 6,202 |
| XXXXXX | S.T | 822,063 | 10,999 | 65,724 | 176,133 | 331,317 | 226,984 | 8,633 |
| Busan | M | 439,683 | 4,277 | 25,314 | 79,179 | 176,465 | 146,940 | 6,217 |
| | F | 382,380 | 6,722 | 40,410 | 96,954 | 154,852 | 80,044 | 2,416 |
| XXXXXX | S.T | 558,303 | 6,300 | 43,342 | 113,394 | 228,978 | 160,075 | 4,581 |
| Daegu | M | 298,551 | 2,454 | 16,329 | 50,396 | 121,322 | 103,937 | 3,172 |
| | F | 259,752 | 3,846 | 27,013 | 62,998 | 107,656 | 56,138 | 1,409 |
| XXXXXX | S.T | 617,561 | 5,911 | 37,202 | 104,296 | 245,602 | 214,782 | 7,754 |
| Incheon | M | 346,784 | 2,348 | 14,593 | 47,903 | 133,512 | 141,575 | 5,727 |
| | F | 270,777 | 3,563 | 22,609 | 56,393 | 112,090 | 73,207 | 2,027 |
| XXXXXX | S.T | 315,531 | 2,981 | 18,637 | 51,170 | 124,075 | 112,172 | 5,622 |
| Gwangju | M | 169,498 | 1,167 | 7,053 | 22,469 | 63,936 | 70,289 | 4,088 |
| | F | 146,033 | 1,814 | 11,584 | 28,701 | 60,139 | 41,883 | 1,534 |
| XXXXXX | S.T | 352,573 | 3,235 | 21,687 | 61,017 | 144,511 | 116,938 | 4,047 |
| Daejeon | M | 191,371 | 1,277 | 8,320 | 27,556 | 76,331 | 74,381 | 2,887 |
| | F | 161,202 | 1,958 | 13,367 | 33,461 | 68,180 | 42,557 | 1,160 |
| XXXXXX | S.T | 301,092 | 2,557 | 17,379 | 52,180 | 123,950 | 101,703 | 2,745 |
| Ulsan | M | 195,618 | 1,118 | 8,233 | 28,306 | 79,532 | 76,010 | 2,047 |
| | F | 105,474 | 1,439 | 9,146 | 23,874 | 44,418 | 25,693 | 698 |
| XXXXXX | S.T | 25,690 | 291 | 1,966 | 4,860 | 9,545 | 8,516 | 373 |
| Sejong | M | 14,575 | 112 | 818 | 2,231 | 5,215 | 5,831 | 294 |
| | F | 11,115 | 179 | 1,148 | 2,629 | 4,330 | 2,685 | 79 |
| XXXXXX | S.T | 2,590,445 | 26,170 | 160,233 | 445,067 | 1,035,465 | 882,902 | 32,818 |
| Gyeonggi | M | 1,460,057 | 11,190 | 64,278 | 205,695 | 565,936 | 584,381 | 24,171 |
| | F | 1,130,388 | 14,980 | 95,955 | 239,372 | 469,529 | 298,521 | 8,647 |
| XXXXXX | S.T | 364,326 | 4,848 | 28,334 | 70,276 | 140,584 | 114,093 | 4,659 |
| Gangwon | M | 199,725 | 1,776 | 10,460 | 31,311 | 75,571 | 76,133 | 3,655 |
| | F | 164,601 | 3,072 | 17,874 | 38,965 | 65,013 | 37,960 | 1,004 |
| XXXXXX | S.T | 397,450 | 4,709 | 30,106 | 74,292 | 150,302 | 130,689 | 5,774 |
| Chungbuk | M | 218,253 | 1,796 | 11,616 | 33,535 | 80,107 | 85,982 | 4,343 |
| | F | 179,197 | 2,913 | 18,490 | 40,757 | 70,195 | 44,707 | 1,431 |
| XXXXXX | S.T | 494,212 | 6,018 | 36,879 | 87,315 | 177,697 | 176,889 | 7,351 |
| Chungnam | M | 281,371 | 2,320 | 14,250 | 39,896 | 97,955 | 120,208 | 5,578 |
| | F | 212,841 | 3,698 | 22,629 | 47,419 | 79,742 | 56,681 | 1,773 |
| XXXXXX | S.T | 439,169 | 5,676 | 34,180 | 78,667 | 160,991 | 149,410 | 8,488 |
| Jeonbuk | M | 234,023 | 2,054 | 12,189 | 33,895 | 82,966 | 95,797 | 6,141 |
| | F | 205,146 | 3,622 | 21,991 | 44,772 | 78,025 | 53,613 | 2,347 |
| XXXXXX | S.T | 455,828 | 7,276 | 45,131 | 92,449 | 168,364 | 133,592 | 6,925 |
| Jeonnam | M | 245,863 | 2,528 | 15,682 | 40,470 | 91,171 | 89,665 | 5,192 |
| | F | 209,965 | 4,748 | 29,449 | 51,979 | 77,193 | 43,927 | 1,733 |
| XXXXXX | S.T | 681,293 | 9,676 | 55,426 | 133,340 | 265,395 | 207,644 | 7,390 |
| Gyeongbuk | M | 380,289 | 3,776 | 20,598 | 59,950 | 146,377 | 142,623 | 5,553 |
| | F | 301,004 | 5,900 | 34,828 | 73,390 | 119,018 | 65,021 | 1,837 |
| XXXXXX | S.T | 805,063 | 8,832 | 56,687 | 144,184 | 316,474 | 267,220 | 9,247 |
| Gyeongnam | M | 472,094 | 3,689 | 22,743 | 69,357 | 180,620 | 187,296 | 7,010 |
| | F | 332,969 | 5,143 | 33,944 | 74,827 | 135,854 | 79,924 | 2,237 |
| XXXXXX | S.T | 119,313 | 1,552 | 10,953 | 28,539 | 50,322 | 26,905 | 494 |
| Jeju | M | 60,353 | 545 | 3,996 | 12,371 | 25,721 | 17,049 | 382 |
| | F | 58,960 | 1,007 | 6,957 | 16,168 | 24,601 | 9,856 | 112 |
| XX aX | X | X | X | X | X | X | X | X |
| X aX | X | X | X | X | X | X | X | X |

Distribution by Province

XX a
(Unit : Person)

| X Visual acuity in the right eye) | | | | | | | | |
|-----------------------------------|-------------------|--------------------|----------------|------------------|------------------|------------------|----------------|---------------|
| Other | Total | hfi 0.1 or less | hfj ehfl | hfme hfo | hfpei fh | i fj ei fm | i fnej fh | Other |
| 37,233 | 11,377,978 | 136,696 | 824,991 | 2,123,844 | 4,531,453 | 3,609,146 | 119,395 | 32,453 |
| 20,797 | 6,254,568 | 52,774 | 317,856 | 962,041 | 2,437,960 | 2,376,119 | 89,611 | 18,207 |
| 16,436 | 5,123,410 | 83,922 | 507,135 | 1,161,803 | 2,093,493 | 1,233,027 | 29,784 | 14,246 |
| 6,384 | 2,068,982 | 27,454 | 160,209 | 418,008 | 842,482 | 598,688 | 16,579 | 5,562 |
| 3,399 | 1,063,906 | 10,628 | 61,580 | 183,321 | 430,644 | 363,145 | 11,614 | 2,974 |
| 2,985 | 1,005,076 | 16,826 | 98,629 | 234,687 | 411,838 | 235,543 | 4,965 | 2,588 |
| 2,273 | 819,791 | 11,167 | 66,279 | 175,340 | 330,870 | 226,443 | 7,621 | 2,071 |
| 1,291 | 438,392 | 4,273 | 25,334 | 78,979 | 175,962 | 146,906 | 5,725 | 1,213 |
| 982 | 381,399 | 6,894 | 40,945 | 96,361 | 154,908 | 79,537 | 1,896 | 858 |
| 1,633 | 556,668 | 6,410 | 43,668 | 112,536 | 229,012 | 159,837 | 3,807 | 1,398 |
| 941 | 297,613 | 2,442 | 16,520 | 50,040 | 120,711 | 104,333 | 2,788 | 779 |
| 692 | 259,055 | 3,968 | 27,148 | 62,496 | 108,301 | 55,504 | 1,019 | 619 |
| 2,014 | 615,546 | 6,110 | 37,065 | 103,898 | 247,822 | 212,698 | 6,258 | 1,695 |
| 1,126 | 345,655 | 2,415 | 14,478 | 47,602 | 134,652 | 140,871 | 4,692 | 945 |
| 888 | 269,891 | 3,695 | 22,587 | 56,296 | 113,170 | 71,827 | 1,566 | 750 |
| 874 | 314,659 | 3,103 | 18,733 | 50,773 | 124,363 | 111,570 | 5,414 | 703 |
| 496 | 169,003 | 1,144 | 7,029 | 22,343 | 63,556 | 70,499 | 4,030 | 402 |
| 378 | 145,656 | 1,959 | 11,704 | 28,430 | 60,807 | 41,071 | 1,384 | 301 |
| 1,138 | 351,416 | 3,234 | 21,848 | 60,473 | 144,838 | 116,569 | 3,458 | 996 |
| 619 | 190,739 | 1,246 | 8,304 | 27,150 | 76,519 | 74,484 | 2,489 | 547 |
| 519 | 160,677 | 1,988 | 13,544 | 33,323 | 68,319 | 42,085 | 969 | 449 |
| 578 | 300,512 | 2,655 | 17,843 | 52,171 | 123,062 | 101,815 | 2,456 | 510 |
| 372 | 195,244 | 1,123 | 8,378 | 28,505 | 78,746 | 76,318 | 1,845 | 329 |
| 206 | 105,268 | 1,532 | 9,465 | 23,666 | 44,316 | 25,497 | 611 | 181 |
| 139 | 25,551 | 315 | 1,962 | 4,851 | 9,505 | 8,500 | 318 | 100 |
| 74 | 14,501 | 126 | 787 | 2,257 | 5,212 | 5,795 | 270 | 54 |
| 65 | 11,050 | 189 | 1,175 | 2,594 | 4,293 | 2,705 | 48 | 46 |
| 7,790 | 2,582,613 | 26,512 | 161,234 | 443,861 | 1,044,274 | 871,478 | 28,327 | 6,927 |
| 4,406 | 1,455,616 | 10,855 | 64,520 | 204,918 | 569,496 | 580,310 | 21,542 | 3,975 |
| 3,384 | 1,126,997 | 15,657 | 96,714 | 238,943 | 474,778 | 291,168 | 6,785 | 2,952 |
| 1,532 | 362,789 | 4,899 | 27,905 | 68,992 | 141,661 | 113,866 | 4,129 | 1,337 |
| 819 | 198,905 | 1,738 | 10,303 | 30,535 | 76,312 | 76,016 | 3,295 | 706 |
| 713 | 163,884 | 3,161 | 17,602 | 38,457 | 65,349 | 37,850 | 834 | 631 |
| 1,578 | 395,872 | 5,001 | 29,897 | 73,670 | 152,192 | 129,178 | 4,603 | 1,331 |
| 874 | 217,377 | 1,877 | 11,498 | 33,423 | 80,945 | 85,350 | 3,559 | 725 |
| 704 | 178,495 | 3,124 | 18,399 | 40,247 | 71,247 | 43,828 | 1,044 | 606 |
| 2,063 | 492,150 | 6,109 | 37,016 | 86,092 | 179,996 | 174,682 | 6,432 | 1,823 |
| 1,164 | 280,209 | 2,336 | 14,336 | 39,386 | 98,898 | 119,233 | 4,999 | 1,021 |
| 899 | 211,941 | 3,773 | 22,680 | 46,706 | 81,098 | 55,449 | 1,433 | 802 |
| 1,757 | 437,408 | 5,768 | 34,461 | 79,051 | 159,720 | 149,078 | 7,763 | 1,567 |
| 981 | 233,038 | 2,033 | 12,293 | 33,884 | 82,224 | 95,971 | 5,748 | 885 |
| 776 | 204,370 | 3,735 | 22,168 | 45,167 | 77,496 | 53,107 | 2,015 | 682 |
| 2,091 | 453,740 | 7,562 | 44,031 | 91,101 | 169,166 | 133,370 | 6,664 | 1,846 |
| 1,155 | 244,714 | 2,615 | 15,298 | 39,662 | 91,186 | 89,842 | 5,090 | 1,021 |
| 936 | 209,026 | 4,947 | 28,733 | 51,439 | 77,980 | 43,528 | 1,574 | 825 |
| 2,422 | 678,871 | 9,849 | 55,213 | 131,729 | 266,102 | 207,328 | 6,646 | 2,004 |
| 1,412 | 378,879 | 3,719 | 20,502 | 59,304 | 146,634 | 142,525 | 5,090 | 1,105 |
| 1,010 | 299,992 | 6,130 | 34,711 | 72,425 | 119,468 | 64,803 | 1,556 | 899 |
| 2,419 | 802,643 | 9,036 | 56,515 | 142,431 | 316,827 | 267,290 | 8,435 | 2,109 |
| 1,379 | 470,711 | 3,657 | 22,684 | 68,191 | 180,981 | 187,450 | 6,473 | 1,275 |
| 1,040 | 331,932 | 5,379 | 33,831 | 74,240 | 135,846 | 79,840 | 1,962 | 834 |
| 548 | 118,767 | 1,512 | 11,112 | 28,867 | 49,561 | 26,756 | 485 | 474 |
| 289 | 60,066 | 547 | 4,012 | 12,541 | 25,282 | 17,071 | 362 | 251 |
| 259 | 58,701 | 965 | 7,100 | 16,326 | 24,279 | 9,685 | 123 | 223 |

Note : 1) Based on Resident Registration Address

2) Other values represent cases of individuals with vision loss or blindness and examinees who do not have health check-up results are excluded

제 VII-6 표

Table VII-6

Statistics on Eyesight

| XXXXX Division | | X (Visual acuity in the left eye) | | | | | | |
|---------------------|-------|-----------------------------------|--------------------|----------|-----------|-----------|------------|-----------|
| | | Total | hfi 0.1 or less | hfj ehfl | hfnehf | hfpei fh | i fj ei fm | i fnej fh |
| Total | Total | 11,415,301 | 134,193 | 822,200 | 2,135,806 | 4,511,504 | 3,637,984 | 136,381 |
| | M | 6,275,429 | 53,161 | 318,157 | 968,826 | 2,430,920 | 2,383,833 | 99,735 |
| | F | 5,139,872 | 81,032 | 504,043 | 1,166,980 | 2,080,584 | 1,254,151 | 36,646 |
| i q X 19 or less | S.T | 25,843 | 218 | 1,959 | 4,187 | 9,812 | 9,328 | 326 |
| | M | 11,872 | 85 | 871 | 1,826 | 4,272 | 4,607 | 201 |
| | F | 13,971 | 133 | 1,088 | 2,361 | 5,540 | 4,721 | 125 |
| j hXl | S.T | 289,849 | 2,666 | 16,485 | 36,368 | 105,171 | 123,274 | 5,718 |
| | M | 127,694 | 711 | 5,331 | 13,209 | 40,299 | 64,107 | 3,944 |
| | F | 162,155 | 1,955 | 11,154 | 23,159 | 64,872 | 59,167 | 1,774 |
| j nXl q | S.T | 861,295 | 6,107 | 39,781 | 97,420 | 309,415 | 391,100 | 16,989 |
| | M | 480,202 | 2,294 | 16,467 | 47,137 | 158,327 | 243,463 | 12,187 |
| | F | 381,093 | 3,813 | 23,314 | 50,283 | 151,088 | 147,637 | 4,802 |
| khXl | S.T | 1,181,671 | 6,604 | 42,513 | 116,148 | 418,425 | 572,371 | 24,648 |
| | M | 791,262 | 3,362 | 22,225 | 68,518 | 263,038 | 414,235 | 19,186 |
| | F | 390,409 | 3,242 | 20,288 | 47,630 | 155,387 | 158,136 | 5,462 |
| knXl q | S.T | 1,082,964 | 5,141 | 28,169 | 88,845 | 377,767 | 556,088 | 25,939 |
| | M | 751,128 | 3,072 | 15,088 | 53,128 | 246,315 | 412,319 | 20,430 |
| | F | 331,836 | 2,069 | 13,081 | 35,717 | 131,452 | 143,769 | 5,509 |
| l hXl | S.T | 1,274,327 | 7,105 | 43,069 | 137,630 | 501,564 | 559,407 | 23,773 |
| | M | 711,721 | 3,340 | 16,843 | 62,261 | 263,283 | 348,589 | 16,256 |
| | F | 562,606 | 3,765 | 26,226 | 75,369 | 238,281 | 210,818 | 7,517 |
| l nXl q | S.T | 1,361,065 | 9,226 | 60,175 | 196,924 | 590,688 | 485,174 | 16,539 |
| | M | 750,813 | 4,197 | 24,796 | 90,372 | 313,952 | 304,380 | 11,644 |
| | F | 610,252 | 5,029 | 35,379 | 106,552 | 276,736 | 180,794 | 4,895 |
| nhXl | S.T | 1,759,161 | 14,496 | 93,811 | 327,006 | 809,824 | 495,966 | 13,647 |
| | M | 893,619 | 5,818 | 35,198 | 137,875 | 403,094 | 299,645 | 9,419 |
| | F | 865,542 | 8,678 | 58,613 | 189,131 | 406,730 | 196,321 | 4,228 |
| nmXl q | S.T | 1,151,948 | 11,334 | 75,085 | 267,851 | 538,938 | 249,363 | 5,619 |
| | M | 610,469 | 4,547 | 29,679 | 119,429 | 287,798 | 162,733 | 4,166 |
| | F | 541,479 | 6,787 | 45,406 | 148,422 | 251,140 | 86,630 | 1,453 |
| nhXl | S.T | 1,052,817 | 15,445 | 106,181 | 326,538 | 459,436 | 136,854 | 2,425 |
| | M | 508,624 | 5,780 | 37,989 | 136,988 | 234,741 | 88,219 | 1,746 |
| | F | 544,193 | 9,665 | 68,192 | 189,550 | 224,695 | 48,635 | 679 |
| nmXl q | S.T | 322,349 | 7,325 | 48,956 | 119,029 | 120,067 | 24,072 | 337 |
| | M | 167,842 | 2,901 | 19,120 | 55,991 | 70,378 | 17,736 | 270 |
| | F | 154,507 | 4,424 | 29,836 | 63,038 | 49,689 | 6,336 | 67 |
| ohXl | S.T | 647,991 | 21,879 | 138,840 | 262,352 | 190,758 | 26,970 | 315 |
| | M | 298,793 | 8,234 | 49,723 | 114,666 | 103,676 | 18,658 | 225 |
| | F | 349,198 | 13,645 | 89,117 | 147,686 | 87,082 | 8,312 | 90 |
| onXl q | S.T | 244,935 | 12,448 | 69,705 | 98,604 | 54,726 | 5,856 | 61 |
| | M | 107,936 | 4,495 | 25,082 | 43,363 | 29,315 | 3,826 | 41 |
| | F | 136,999 | 7,953 | 44,623 | 55,241 | 25,411 | 2,030 | 20 |
| phXl | S.T | 128,418 | 9,647 | 44,534 | 47,947 | 21,833 | 1,939 | 35 |
| | M | 51,729 | 3,125 | 15,203 | 20,164 | 10,846 | 1,177 | 18 |
| | F | 76,689 | 6,522 | 29,331 | 27,783 | 10,987 | 762 | 17 |
| pm X 85 and over | S.T | 30,668 | 4,552 | 12,937 | 8,957 | 3,080 | 222 | 10 |
| | M | 11,725 | 1,200 | 4,542 | 3,899 | 1,586 | 139 | 2 |
| | F | 18,943 | 3,352 | 8,395 | 5,058 | 1,494 | 83 | 8 |
| XX aX | X | | | | | | | |
| X aX | X | α | X | X | X | X | | X |

Distribution by Age

XX a
(Unit : Person)

| X Visual acuity in the right eye) | | | | | | | | |
|-----------------------------------|-------------------|--------------------|----------------|------------------|------------------|------------------|----------------|---------------|
| Other | Total | hfi 0.1 or less | hfj ehfl | hfnehfho | hfpei fh | i fj ei fm | i finej fh | Other |
| 37,233 | 11,377,978 | 136,696 | 824,991 | 2,123,844 | 4,531,453 | 3,609,146 | 119,395 | 32,453 |
| 20,797 | 6,254,568 | 52,774 | 317,856 | 962,041 | 2,437,960 | 2,376,119 | 89,611 | 18,207 |
| 16,436 | 5,123,410 | 83,922 | 507,135 | 1,161,803 | 2,093,493 | 1,233,027 | 29,784 | 14,246 |
| 13 | 25,829 | 256 | 2,051 | 4,274 | 9,790 | 9,175 | 276 | 7 |
| 10 | 11,861 | 87 | 913 | 1,874 | 4,245 | 4,559 | 178 | 5 |
| 3 | 13,968 | 169 | 1,138 | 2,400 | 5,545 | 4,616 | 98 | 2 |
| 167 | 289,683 | 2,888 | 17,644 | 37,010 | 104,973 | 121,541 | 5,506 | 121 |
| 93 | 127,601 | 760 | 5,708 | 13,712 | 40,091 | 63,469 | 3,797 | 64 |
| 74 | 162,082 | 2,128 | 11,936 | 23,298 | 64,882 | 58,072 | 1,709 | 57 |
| 483 | 860,811 | 6,485 | 42,334 | 99,305 | 312,534 | 384,189 | 15,578 | 386 |
| 327 | 479,875 | 2,369 | 17,735 | 48,105 | 159,736 | 240,268 | 11,416 | 246 |
| 156 | 380,936 | 4,116 | 24,599 | 51,200 | 152,798 | 143,921 | 4,162 | 140 |
| 962 | 1,180,695 | 6,900 | 44,770 | 118,567 | 422,519 | 565,033 | 22,097 | 809 |
| 698 | 790,552 | 3,544 | 23,465 | 69,872 | 265,146 | 410,367 | 17,525 | 633 |
| 264 | 390,143 | 3,356 | 21,305 | 48,695 | 157,373 | 154,666 | 4,572 | 176 |
| 1,015 | 1,081,935 | 5,154 | 29,595 | 90,345 | 380,297 | 552,853 | 22,836 | 855 |
| 776 | 750,342 | 3,061 | 15,702 | 53,794 | 247,196 | 411,509 | 18,402 | 678 |
| 239 | 331,593 | 2,093 | 13,893 | 36,551 | 133,101 | 141,344 | 4,434 | 177 |
| 1,779 | 1,272,537 | 7,190 | 44,725 | 138,747 | 503,187 | 557,014 | 20,174 | 1,500 |
| 1,149 | 710,564 | 3,310 | 17,462 | 62,796 | 262,497 | 349,212 | 14,325 | 962 |
| 630 | 561,973 | 3,880 | 27,263 | 75,951 | 240,690 | 207,802 | 5,849 | 538 |
| 2,339 | 1,358,708 | 9,433 | 61,392 | 197,199 | 592,709 | 482,067 | 13,930 | 1,978 |
| 1,472 | 749,331 | 4,186 | 25,243 | 90,610 | 313,704 | 304,278 | 10,052 | 1,258 |
| 867 | 609,377 | 5,247 | 36,149 | 106,589 | 279,005 | 177,789 | 3,878 | 720 |
| 4,411 | 1,754,752 | 14,911 | 94,124 | 324,643 | 813,862 | 492,016 | 11,400 | 3,796 |
| 2,570 | 891,047 | 5,773 | 34,927 | 136,477 | 404,624 | 298,967 | 8,136 | 2,143 |
| 1,841 | 863,705 | 9,138 | 59,197 | 188,166 | 409,238 | 193,049 | 3,264 | 1,653 |
| 3,758 | 1,148,181 | 11,548 | 74,744 | 265,604 | 541,433 | 246,865 | 4,680 | 3,307 |
| 2,117 | 608,344 | 4,440 | 28,935 | 117,749 | 289,929 | 161,764 | 3,593 | 1,934 |
| 1,641 | 539,837 | 7,108 | 45,809 | 147,855 | 251,504 | 85,101 | 1,087 | 1,373 |
| 5,938 | 1,046,859 | 15,828 | 105,826 | 322,582 | 458,746 | 136,727 | 2,129 | 5,021 |
| 3,161 | 505,456 | 5,632 | 37,280 | 134,876 | 234,812 | 88,640 | 1,630 | 2,586 |
| 2,777 | 541,403 | 10,196 | 68,546 | 187,706 | 223,934 | 48,087 | 499 | 2,435 |
| 2,563 | 319,781 | 7,339 | 48,605 | 117,435 | 119,135 | 24,509 | 330 | 2,428 |
| 1,446 | 166,393 | 2,819 | 18,785 | 55,151 | 69,911 | 18,127 | 255 | 1,345 |
| 1,117 | 153,388 | 4,520 | 29,820 | 62,284 | 49,224 | 6,382 | 75 | 1,083 |
| 6,877 | 641,121 | 22,144 | 136,324 | 256,350 | 191,478 | 28,315 | 342 | 6,168 |
| 3,611 | 295,184 | 8,160 | 48,416 | 111,582 | 104,174 | 19,414 | 238 | 3,200 |
| 3,266 | 345,937 | 13,984 | 87,908 | 144,768 | 87,304 | 8,901 | 104 | 2,968 |
| 3,535 | 241,388 | 12,368 | 68,018 | 96,234 | 55,047 | 6,421 | 79 | 3,221 |
| 1,814 | 106,119 | 4,355 | 24,393 | 42,315 | 29,228 | 4,063 | 49 | 1,716 |
| 1,721 | 135,269 | 8,013 | 43,625 | 53,919 | 25,819 | 2,358 | 30 | 1,505 |
| 2,483 | 125,944 | 9,701 | 42,709 | 46,606 | 22,530 | 2,162 | 33 | 2,203 |
| 1,196 | 50,534 | 3,084 | 14,718 | 19,231 | 11,055 | 1,318 | 14 | 1,114 |
| 1,287 | 75,410 | 6,617 | 27,991 | 27,375 | 11,475 | 844 | 19 | 1,089 |
| 910 | 29,754 | 4,551 | 12,130 | 8,943 | 3,213 | 259 | 5 | 653 |
| 357 | 11,365 | 1,194 | 4,174 | 3,897 | 1,612 | 164 | 1 | 323 |
| 553 | 18,389 | 3,357 | 7,956 | 5,046 | 1,601 | 95 | 4 | 330 |

Note : 1) Based on Age at the End of the Year

2) Other values represent cases of individuals with vision loss or blindness and examinees who do not have health check-up results are excluded

Table VII-7

Statistics on Diastolic Blood Pressure Distribution by Province

(Unit : mmHg, Person)

| Division | | Total | oh less than 70 | oheoq | phepq | qheqq | i hhei hq | i i hei i q | ij h 120 and over |
|--------------|--------------|-------------------|--------------------|------------------|------------------|----------------|----------------|---------------|-------------------------|
| Total | Total | 11,417,503 | 2,289,090 | 4,171,595 | 3,874,120 | 789,252 | 238,408 | 42,700 | 12,338 |
| | M | 6,276,596 | 853,055 | 2,233,376 | 2,481,742 | 502,572 | 165,749 | 30,973 | 9,129 |
| | F | 5,140,907 | 1,436,035 | 1,938,219 | 1,392,378 | 286,680 | 72,659 | 11,727 | 3,209 |
| Seoul | S.T | 2,075,976 | 503,821 | 740,929 | 644,199 | 139,240 | 38,243 | 7,486 | 2,058 |
| | M | 1,067,636 | 170,120 | 371,468 | 400,690 | 90,691 | 27,434 | 5,606 | 1,627 |
| | F | 1,008,340 | 333,701 | 369,461 | 243,509 | 48,549 | 10,809 | 1,880 | 431 |
| Busan | S.T | 822,107 | 171,357 | 323,055 | 259,809 | 50,687 | 14,220 | 2,246 | 733 |
| | M | 439,713 | 62,074 | 168,413 | 164,751 | 32,532 | 9,799 | 1,623 | 521 |
| | F | 382,394 | 109,283 | 154,642 | 95,058 | 18,155 | 4,421 | 623 | 212 |
| Daegu | S.T | 558,445 | 118,510 | 211,412 | 179,431 | 36,591 | 10,110 | 1,855 | 536 |
| | M | 298,599 | 41,753 | 111,332 | 113,751 | 23,054 | 6,940 | 1,358 | 411 |
| | F | 259,846 | 76,757 | 100,080 | 65,680 | 13,537 | 3,170 | 497 | 125 |
| Incheon | S.T | 617,703 | 115,916 | 216,793 | 224,450 | 41,692 | 15,215 | 2,759 | 878 |
| | M | 346,856 | 42,886 | 117,172 | 145,280 | 27,496 | 11,226 | 2,105 | 691 |
| | F | 270,847 | 73,030 | 99,621 | 79,170 | 14,196 | 3,989 | 654 | 187 |
| Gwangju | S.T | 315,582 | 60,483 | 119,287 | 110,161 | 18,414 | 5,931 | 993 | 313 |
| | M | 169,526 | 21,047 | 62,341 | 69,565 | 11,653 | 3,995 | 693 | 232 |
| | F | 146,056 | 39,436 | 56,946 | 40,596 | 6,761 | 1,936 | 300 | 81 |
| Daejeon | S.T | 352,619 | 79,066 | 127,220 | 116,430 | 21,445 | 6,776 | 1,321 | 361 |
| | M | 191,414 | 28,841 | 66,975 | 75,587 | 13,978 | 4,758 | 1,005 | 270 |
| | F | 161,205 | 50,225 | 60,245 | 40,843 | 7,467 | 2,018 | 316 | 91 |
| Ulsan | S.T | 301,136 | 62,427 | 114,454 | 102,923 | 15,103 | 5,053 | 932 | 244 |
| | M | 195,638 | 29,084 | 73,915 | 77,025 | 10,801 | 3,858 | 740 | 215 |
| | F | 105,498 | 33,343 | 40,539 | 25,898 | 4,302 | 1,195 | 192 | 29 |
| Sejong | S.T | 25,691 | 3,777 | 9,258 | 10,001 | 1,945 | 567 | 111 | 32 |
| | M | 14,576 | 1,544 | 5,040 | 6,319 | 1,186 | 376 | 85 | 26 |
| | F | 11,115 | 2,233 | 4,218 | 3,682 | 759 | 191 | 26 | 6 |
| Gyeonggi | S.T | 2,590,947 | 534,034 | 938,997 | 875,813 | 173,771 | 55,238 | 10,148 | 2,946 |
| | M | 1,460,367 | 202,041 | 511,469 | 579,483 | 116,577 | 40,782 | 7,726 | 2,289 |
| | F | 1,130,580 | 331,993 | 427,528 | 296,330 | 57,194 | 14,456 | 2,422 | 657 |
| Gangwon | S.T | 364,391 | 56,738 | 132,196 | 130,880 | 32,845 | 9,405 | 1,822 | 505 |
| | M | 199,760 | 20,602 | 68,229 | 82,982 | 20,261 | 6,132 | 1,208 | 346 |
| | F | 164,631 | 36,136 | 63,967 | 47,898 | 12,584 | 3,273 | 614 | 159 |
| Chungbuk | S.T | 397,539 | 64,171 | 152,403 | 139,655 | 29,638 | 9,609 | 1,567 | 496 |
| | M | 218,286 | 24,458 | 82,405 | 86,011 | 17,803 | 6,222 | 1,072 | 315 |
| | F | 179,253 | 39,713 | 69,998 | 53,644 | 11,835 | 3,387 | 495 | 181 |
| Chungnam | S.T | 494,343 | 72,270 | 173,236 | 191,843 | 41,200 | 13,051 | 2,175 | 568 |
| | M | 281,422 | 29,146 | 93,323 | 123,541 | 24,803 | 8,702 | 1,491 | 416 |
| | F | 212,921 | 43,124 | 79,913 | 68,302 | 16,397 | 4,349 | 684 | 152 |
| Jeonbuk | S.T | 439,214 | 74,405 | 156,108 | 161,996 | 34,169 | 10,355 | 1,658 | 523 |
| | M | 234,054 | 26,373 | 81,566 | 98,232 | 19,977 | 6,473 | 1,082 | 351 |
| | F | 205,160 | 48,032 | 74,542 | 63,764 | 14,192 | 3,882 | 576 | 172 |
| Jeonnam | S.T | 455,884 | 76,229 | 160,275 | 168,307 | 37,332 | 10,924 | 2,148 | 669 |
| | M | 245,891 | 31,172 | 85,692 | 101,121 | 19,869 | 6,339 | 1,297 | 401 |
| | F | 209,993 | 45,057 | 74,583 | 67,186 | 17,463 | 4,585 | 851 | 268 |
| Gyeongbuk | S.T | 681,411 | 118,150 | 241,729 | 251,455 | 52,601 | 14,611 | 2,252 | 613 |
| | M | 380,331 | 48,213 | 131,941 | 157,421 | 31,456 | 9,358 | 1,540 | 402 |
| | F | 301,080 | 69,937 | 109,788 | 94,034 | 21,145 | 5,253 | 712 | 211 |
| Gyeongnam | S.T | 805,165 | 155,219 | 313,786 | 264,599 | 52,625 | 15,639 | 2,593 | 704 |
| | M | 472,156 | 67,169 | 183,164 | 174,263 | 34,333 | 10,894 | 1,840 | 493 |
| | F | 333,009 | 88,050 | 130,622 | 90,336 | 18,292 | 4,745 | 753 | 211 |
| Jeju | S.T | 119,350 | 22,517 | 40,457 | 42,168 | 9,954 | 3,461 | 634 | 159 |
| | M | 60,371 | 6,532 | 18,931 | 25,720 | 6,102 | 2,461 | 502 | 123 |
| | F | 58,979 | 15,985 | 21,526 | 16,448 | 3,852 | 1,000 | 132 | 36 |

Note : 1) Based on Resident Registration Address

2) Examinees who do not have health check-up results or considered as error values by guidelines are excluded

제 VII-8 표

Table VII-8

Statistics on Diastolic Blood Pressure Distribution by Age

단위 : mmHg, Person

| Division | | Total | oh less than 70 | oheoq | phepq | qheqq | i hhei hq | i i hei i q | ij h 120 and over |
|--------------|--------------|-------------------|--------------------|------------------|------------------|----------------|----------------|---------------|-------------------------|
| Total | Total | 11,417,503 | 2,289,090 | 4,171,595 | 3,874,120 | 789,252 | 238,408 | 42,700 | 12,338 |
| | M | 6,276,596 | 853,055 | 2,233,376 | 2,481,742 | 502,572 | 165,749 | 30,973 | 9,129 |
| | F | 5,140,907 | 1,436,035 | 1,938,219 | 1,392,378 | 286,680 | 72,659 | 11,727 | 3,209 |
| i q X | S.T | 25,848 | 8,002 | 12,112 | 5,414 | 240 | 65 | 13 | 2 |
| 19 or less | M | 11,875 | 2,756 | 5,488 | 3,387 | 180 | 51 | 12 | 1 |
| | F | 13,973 | 5,246 | 6,624 | 2,027 | 60 | 14 | 1 | 1 |
| j hXg Xl | S.T | 289,860 | 88,852 | 127,424 | 69,114 | 3,381 | 927 | 121 | 41 |
| | M | 127,696 | 23,494 | 56,750 | 44,141 | 2,454 | 736 | 93 | 28 |
| | F | 162,164 | 65,358 | 70,674 | 24,973 | 927 | 191 | 28 | 13 |
| j nXg Xq | S.T | 861,353 | 234,011 | 363,058 | 238,356 | 18,365 | 6,204 | 1,083 | 276 |
| | M | 480,239 | 74,275 | 203,234 | 180,328 | 15,650 | 5,560 | 951 | 241 |
| | F | 381,114 | 159,736 | 159,824 | 58,028 | 2,715 | 644 | 132 | 35 |
| khXg Xl | S.T | 1,181,871 | 282,833 | 468,080 | 371,337 | 40,457 | 15,085 | 3,007 | 1,072 |
| | M | 791,375 | 114,381 | 313,488 | 309,469 | 36,341 | 13,971 | 2,740 | 985 |
| | F | 390,496 | 168,452 | 154,592 | 61,868 | 4,116 | 1,114 | 267 | 87 |
| knXg Xq | S.T | 1,083,149 | 228,118 | 410,780 | 366,560 | 51,583 | 20,243 | 4,305 | 1,560 |
| | M | 751,261 | 99,235 | 279,607 | 302,987 | 45,805 | 18,365 | 3,867 | 1,395 |
| | F | 331,888 | 128,883 | 131,173 | 63,573 | 5,778 | 1,878 | 438 | 165 |
| l hXg Xl | S.T | 1,274,536 | 283,962 | 465,266 | 417,024 | 74,001 | 26,851 | 5,667 | 1,765 |
| | M | 711,862 | 96,186 | 248,533 | 285,158 | 54,992 | 21,094 | 4,491 | 1,408 |
| | F | 562,674 | 187,776 | 216,733 | 131,866 | 19,009 | 5,757 | 1,176 | 357 |
| l nXg Xq | S.T | 1,361,292 | 265,188 | 482,774 | 475,652 | 95,616 | 33,599 | 6,590 | 1,873 |
| | M | 750,966 | 93,082 | 250,980 | 308,474 | 66,839 | 25,048 | 5,071 | 1,472 |
| | F | 610,326 | 172,106 | 231,794 | 167,178 | 28,777 | 8,551 | 1,519 | 401 |
| nhXg Xl | S.T | 1,759,433 | 318,060 | 612,500 | 628,854 | 145,817 | 44,391 | 7,832 | 1,979 |
| | M | 893,804 | 107,219 | 290,928 | 367,111 | 91,302 | 30,213 | 5,598 | 1,433 |
| | F | 865,629 | 210,841 | 321,572 | 261,743 | 54,515 | 14,178 | 2,234 | 546 |
| nnXg Xq | S.T | 1,152,147 | 186,959 | 398,191 | 427,506 | 104,689 | 29,116 | 4,617 | 1,069 |
| | M | 610,590 | 70,858 | 198,155 | 252,168 | 65,515 | 19,862 | 3,256 | 776 |
| | F | 541,557 | 116,101 | 200,036 | 175,338 | 39,174 | 9,254 | 1,361 | 293 |
| nhXg Xl | S.T | 1,052,947 | 168,596 | 367,978 | 383,887 | 102,952 | 24,936 | 3,673 | 925 |
| | M | 508,694 | 66,025 | 170,178 | 199,472 | 55,810 | 14,404 | 2,228 | 577 |
| | F | 544,253 | 102,571 | 197,800 | 184,415 | 47,142 | 10,532 | 1,445 | 348 |
| nnXg Xq | S.T | 322,402 | 50,330 | 111,514 | 117,657 | 33,224 | 8,095 | 1,241 | 341 |
| | M | 167,871 | 24,123 | 57,166 | 63,564 | 17,649 | 4,440 | 732 | 197 |
| | F | 154,531 | 26,207 | 54,348 | 54,093 | 15,575 | 3,655 | 509 | 144 |
| ohXg Xl | S.T | 648,186 | 105,431 | 220,868 | 231,139 | 70,563 | 16,794 | 2,615 | 776 |
| | M | 298,880 | 49,443 | 102,143 | 106,881 | 31,365 | 7,483 | 1,207 | 358 |
| | F | 349,306 | 55,988 | 118,725 | 124,258 | 39,198 | 9,311 | 1,408 | 418 |
| onXg Xq | S.T | 245,058 | 40,796 | 80,396 | 86,437 | 28,979 | 7,008 | 1,096 | 346 |
| | M | 107,986 | 19,547 | 36,131 | 37,202 | 11,744 | 2,789 | 427 | 146 |
| | F | 137,072 | 21,249 | 44,265 | 49,235 | 17,235 | 4,219 | 669 | 200 |
| phXg Xl | S.T | 128,578 | 22,249 | 40,972 | 44,985 | 15,468 | 3,981 | 674 | 249 |
| | M | 51,753 | 10,101 | 16,868 | 17,553 | 5,561 | 1,338 | 242 | 90 |
| | F | 76,825 | 12,148 | 24,104 | 27,432 | 9,907 | 2,643 | 432 | 159 |
| pm X | S.T | 30,843 | 5,703 | 9,682 | 10,198 | 3,917 | 1,113 | 166 | 64 |
| 85 and over | M | 11,744 | 2,330 | 3,727 | 3,847 | 1,365 | 395 | 58 | 22 |
| | F | 19,099 | 3,373 | 5,955 | 6,351 | 2,552 | 718 | 108 | 42 |

Note : 1) Based on Age at the End of the Year

2) Examinees who do not have health check-up results or considered as error values by guidelines are excluded

제 VII-9 표

Ü

Table VII-9

Statistics on Systolic Blood Pressure Distribution by Province

XX®, ~dX a
(Unit : mmHg, Person)

| Division | | Total | 110 less than 110 | i i hei i q | i j hei j q | i khei kq | i l hei l q | i nhei nq | i nhei nq | i ohei oq | i ph 180 and over |
|--------------|--------------|-------------------|-------------------------|------------------|------------------|------------------|----------------|----------------|----------------|---------------|-------------------------|
| Total | Total | 11,417,514 | 1,768,532 | 2,943,510 | 2,875,095 | 2,583,096 | 694,983 | 347,514 | 134,443 | 43,350 | 26,991 |
| | M | 6,276,602 | 577,105 | 1,529,867 | 1,725,339 | 1,694,817 | 419,349 | 210,324 | 79,599 | 24,897 | 15,305 |
| | F | 5,140,912 | 1,191,427 | 1,413,643 | 1,149,756 | 888,279 | 275,634 | 137,190 | 54,844 | 18,453 | 11,686 |
| XXXXX | S.T | 2,075,976 | 388,411 | 513,288 | 527,774 | 431,406 | 127,602 | 56,387 | 20,709 | 6,457 | 3,942 |
| Seoul | M | 1,067,637 | 108,970 | 247,230 | 305,638 | 274,108 | 77,533 | 34,961 | 12,861 | 3,888 | 2,448 |
| | F | 1,008,339 | 279,441 | 266,058 | 222,136 | 157,298 | 50,069 | 21,426 | 7,848 | 2,569 | 1,494 |
| XXXXX | S.T | 822,107 | 128,945 | 228,377 | 204,258 | 177,008 | 47,428 | 22,363 | 8,916 | 2,891 | 1,921 |
| Busan | M | 439,713 | 41,761 | 113,783 | 118,590 | 115,088 | 28,638 | 13,669 | 5,373 | 1,710 | 1,101 |
| | F | 382,394 | 87,184 | 114,594 | 85,668 | 61,920 | 18,790 | 8,694 | 3,543 | 1,181 | 820 |
| XXXXX | S.T | 558,446 | 85,860 | 143,540 | 138,342 | 128,297 | 34,684 | 17,361 | 6,764 | 2,222 | 1,376 |
| Daegu | M | 298,599 | 26,613 | 72,318 | 80,286 | 82,238 | 20,656 | 10,341 | 4,045 | 1,268 | 834 |
| | F | 259,847 | 59,247 | 71,222 | 58,056 | 46,059 | 14,028 | 7,020 | 2,719 | 954 | 542 |
| XXXXX | S.T | 617,703 | 92,067 | 153,050 | 157,646 | 147,987 | 36,824 | 19,282 | 7,103 | 2,318 | 1,426 |
| Incheon | M | 346,856 | 30,259 | 80,730 | 94,254 | 99,110 | 23,145 | 12,502 | 4,488 | 1,477 | 891 |
| | F | 270,847 | 61,808 | 72,320 | 63,392 | 48,877 | 13,679 | 6,780 | 2,615 | 841 | 535 |
| XXXXX | S.T | 315,582 | 56,469 | 92,117 | 77,532 | 64,304 | 14,059 | 6,907 | 2,751 | 927 | 516 |
| Gwangju | M | 169,526 | 18,102 | 48,255 | 46,058 | 42,177 | 8,513 | 4,049 | 1,570 | 517 | 285 |
| | F | 146,056 | 38,367 | 43,862 | 31,474 | 22,127 | 5,546 | 2,858 | 1,181 | 410 | 231 |
| XXXXX | S.T | 352,620 | 64,275 | 92,879 | 88,451 | 74,237 | 18,351 | 9,170 | 3,511 | 1,113 | 633 |
| Daejeon | M | 191,415 | 21,020 | 47,409 | 55,028 | 48,341 | 11,118 | 5,407 | 2,103 | 615 | 374 |
| | F | 161,205 | 43,255 | 45,470 | 33,423 | 25,896 | 7,233 | 3,763 | 1,408 | 498 | 259 |
| XXXXX | S.T | 301,136 | 42,387 | 81,114 | 72,317 | 81,892 | 12,335 | 7,270 | 2,674 | 720 | 427 |
| Ulsan | M | 195,638 | 16,931 | 48,361 | 50,697 | 63,163 | 8,752 | 5,112 | 1,864 | 498 | 260 |
| | F | 105,498 | 25,456 | 32,753 | 21,620 | 18,729 | 3,583 | 2,158 | 810 | 222 | 167 |
| XXXXX | S.T | 25,691 | 3,204 | 6,501 | 6,782 | 6,066 | 1,673 | 949 | 337 | 105 | 74 |
| Sejong | M | 14,576 | 1,174 | 3,573 | 4,160 | 3,877 | 969 | 538 | 196 | 48 | 41 |
| | F | 11,115 | 2,030 | 2,928 | 2,622 | 2,189 | 704 | 411 | 141 | 57 | 33 |
| XXXXX | S.T | 2,590,947 | 408,879 | 665,119 | 664,536 | 578,082 | 155,435 | 75,779 | 28,453 | 9,049 | 5,615 |
| Gyeonggi | M | 1,460,367 | 135,833 | 350,236 | 409,643 | 390,681 | 98,397 | 48,629 | 17,971 | 5,578 | 3,399 |
| | F | 1,130,580 | 273,046 | 314,883 | 254,893 | 187,401 | 57,038 | 27,150 | 10,482 | 3,471 | 2,216 |
| XXXXX | S.T | 364,393 | 45,996 | 87,760 | 92,248 | 87,120 | 28,339 | 14,290 | 5,520 | 1,892 | 1,228 |
| Gangwon | M | 199,761 | 14,761 | 44,228 | 55,259 | 55,952 | 16,540 | 8,294 | 3,078 | 991 | 658 |
| | F | 164,632 | 31,235 | 43,532 | 36,989 | 31,168 | 11,799 | 5,996 | 2,442 | 901 | 570 |
| XXXXX | S.T | 397,543 | 52,052 | 108,089 | 98,915 | 92,854 | 24,201 | 13,106 | 5,250 | 1,829 | 1,247 |
| Chungbuk | M | 218,289 | 17,560 | 56,987 | 58,026 | 59,428 | 14,151 | 7,570 | 2,969 | 973 | 625 |
| | F | 179,254 | 34,492 | 51,102 | 40,889 | 33,426 | 10,050 | 5,536 | 2,281 | 856 | 622 |
| XXXXX | S.T | 494,346 | 59,999 | 122,295 | 129,570 | 116,954 | 33,617 | 19,294 | 8,036 | 2,849 | 1,732 |
| Chungnam | M | 281,422 | 21,962 | 65,404 | 80,128 | 76,781 | 19,556 | 10,919 | 4,341 | 1,460 | 871 |
| | F | 212,924 | 38,037 | 56,891 | 49,442 | 40,173 | 14,061 | 8,375 | 3,695 | 1,389 | 861 |
| XXXXX | S.T | 439,214 | 59,807 | 108,124 | 109,747 | 107,634 | 29,576 | 15,612 | 5,894 | 1,761 | 1,059 |
| Jeonbuk | M | 234,054 | 19,465 | 55,872 | 61,907 | 67,556 | 16,070 | 8,660 | 3,056 | 940 | 528 |
| | F | 205,160 | 40,342 | 52,252 | 47,840 | 40,078 | 13,506 | 6,952 | 2,838 | 821 | 531 |
| XXXXX | S.T | 455,884 | 57,028 | 111,456 | 112,628 | 114,408 | 30,310 | 17,921 | 7,840 | 2,644 | 1,649 |
| Jeonnam | M | 245,891 | 21,125 | 58,677 | 65,306 | 69,905 | 15,583 | 9,297 | 3,972 | 1,276 | 750 |
| | F | 209,993 | 35,903 | 52,779 | 47,322 | 44,503 | 14,727 | 8,624 | 3,868 | 1,368 | 899 |
| XXXXX | S.T | 681,411 | 88,393 | 160,754 | 177,026 | 170,460 | 46,227 | 24,174 | 9,540 | 3,004 | 1,833 |
| Gyeongbuk | M | 380,331 | 31,902 | 85,751 | 105,723 | 109,001 | 26,497 | 13,663 | 5,193 | 1,626 | 975 |
| | F | 301,080 | 56,491 | 75,003 | 71,303 | 61,459 | 19,730 | 10,511 | 4,347 | 1,378 | 858 |
| XXXXX | S.T | 805,165 | 116,943 | 239,340 | 190,557 | 176,486 | 45,805 | 22,477 | 8,969 | 2,794 | 1,794 |
| Gyeongnam | M | 472,156 | 45,199 | 137,781 | 119,734 | 119,782 | 28,208 | 13,635 | 5,278 | 1,579 | 960 |
| | F | 333,009 | 71,744 | 101,559 | 70,823 | 56,704 | 17,597 | 8,842 | 3,691 | 1,215 | 834 |
| XXXXX | S.T | 119,350 | 17,817 | 29,707 | 26,766 | 27,901 | 8,517 | 5,172 | 2,176 | 775 | 519 |
| Jeju | M | 60,371 | 4,468 | 13,272 | 14,902 | 17,629 | 5,023 | 3,078 | 1,241 | 453 | 305 |
| | F | 58,979 | 13,349 | 16,435 | 11,864 | 10,272 | 3,494 | 2,094 | 935 | 322 | 214 |

Note : 1) Based on Resident Registration Address

2) Examinees who do not have health check-up results or considered
as error values by correction guidelines are excluded

제 VII-10 표

Table VII-10

Statistics on Systolic Blood Pressure Distribution by Age

단위 : mmHg, Person

| XXXXX Division | | Total | 110 less than 110 | i i hei i q | i j hei j q | i khei kq | i l hei l q | i nhei nq | i nhei nq | i ohei oq | i ph 180 and over |
|---------------------|-------|------------|-------------------------|-------------|-------------|-----------|-------------|-----------|-----------|-----------|-------------------------|
| Total | Total | 11,417,514 | 1,768,532 | 2,943,510 | 2,875,095 | 2,583,096 | 694,983 | 347,514 | 134,443 | 43,350 | 26,991 |
| | M | 6,276,602 | 577,105 | 1,529,867 | 1,725,339 | 1,694,817 | 419,349 | 210,324 | 79,599 | 24,897 | 15,305 |
| | F | 5,140,912 | 1,191,427 | 1,413,643 | 1,149,756 | 888,279 | 275,634 | 137,190 | 54,844 | 18,453 | 11,686 |
| i q X 19 or less | S.T | 25,848 | 6,867 | 10,214 | 5,326 | 3,090 | 207 | 107 | 24 | 9 | 4 |
| | M | 11,875 | 1,843 | 4,335 | 3,261 | 2,143 | 175 | 86 | 21 | 9 | 2 |
| | F | 13,973 | 5,024 | 5,879 | 2,065 | 947 | 32 | 21 | 3 | - | 2 |
| j hXj Xl | S.T | 289,861 | 75,463 | 107,611 | 66,036 | 36,387 | 2,707 | 1,179 | 341 | 90 | 47 |
| | M | 127,697 | 14,745 | 43,959 | 38,053 | 27,398 | 2,151 | 987 | 295 | 74 | 35 |
| | F | 162,164 | 60,718 | 63,652 | 27,983 | 8,989 | 556 | 192 | 46 | 16 | 12 |
| j nXj Xq | S.T | 861,353 | 197,434 | 293,204 | 205,397 | 140,632 | 14,913 | 6,860 | 2,110 | 520 | 283 |
| | M | 480,240 | 44,645 | 151,427 | 141,237 | 120,554 | 13,456 | 6,305 | 1,917 | 464 | 235 |
| | F | 381,113 | 152,789 | 141,777 | 64,160 | 20,078 | 1,457 | 555 | 193 | 56 | 48 |
| khXj Xl | S.T | 1,181,870 | 234,451 | 364,978 | 299,929 | 229,178 | 31,220 | 14,771 | 4,980 | 1,470 | 893 |
| | M | 791,374 | 72,728 | 229,680 | 233,063 | 206,316 | 28,995 | 13,842 | 4,621 | 1,334 | 795 |
| | F | 390,496 | 161,723 | 135,298 | 66,866 | 22,862 | 2,225 | 929 | 359 | 136 | 98 |
| knXj Xq | S.T | 1,083,152 | 191,198 | 316,511 | 282,741 | 226,566 | 37,669 | 18,300 | 6,667 | 2,112 | 1,388 |
| | M | 751,265 | 68,996 | 203,923 | 218,957 | 199,466 | 34,181 | 16,710 | 6,003 | 1,835 | 1,194 |
| | F | 331,887 | 122,202 | 112,588 | 63,784 | 27,100 | 3,488 | 1,590 | 664 | 277 | 194 |
| l hXj Xl | S.T | 1,274,538 | 242,910 | 360,658 | 326,862 | 253,376 | 52,029 | 24,436 | 9,344 | 2,982 | 1,941 |
| | M | 711,864 | 75,478 | 182,923 | 202,426 | 183,197 | 38,975 | 18,429 | 6,916 | 2,154 | 1,366 |
| | F | 562,674 | 167,432 | 177,735 | 124,436 | 70,179 | 13,054 | 6,007 | 2,428 | 828 | 575 |
| l nXj Xq | S.T | 1,361,291 | 226,273 | 363,154 | 352,589 | 297,969 | 68,658 | 33,362 | 12,639 | 4,003 | 2,644 |
| | M | 750,966 | 76,624 | 182,231 | 208,849 | 199,697 | 46,985 | 23,355 | 8,712 | 2,779 | 1,734 |
| | F | 610,325 | 149,649 | 180,923 | 143,740 | 98,272 | 21,673 | 10,007 | 3,927 | 1,224 | 910 |
| nhXj Xl | S.T | 1,759,432 | 263,379 | 434,565 | 455,687 | 411,273 | 111,423 | 53,264 | 19,579 | 6,311 | 3,951 |
| | M | 893,802 | 87,521 | 202,225 | 242,312 | 243,644 | 66,764 | 32,878 | 12,157 | 3,904 | 2,397 |
| | F | 865,630 | 175,858 | 232,340 | 213,375 | 167,629 | 44,659 | 20,386 | 7,422 | 2,407 | 1,554 |
| nnXj Xq | S.T | 1,152,150 | 140,922 | 261,151 | 298,396 | 295,484 | 89,388 | 43,158 | 16,018 | 4,810 | 2,823 |
| | M | 610,590 | 53,004 | 127,595 | 160,512 | 175,030 | 53,060 | 26,491 | 10,037 | 3,011 | 1,850 |
| | F | 541,560 | 87,918 | 133,556 | 137,884 | 120,454 | 36,328 | 16,667 | 5,981 | 1,799 | 973 |
| nhXj Xl | S.T | 1,052,949 | 102,979 | 213,988 | 266,559 | 287,676 | 102,990 | 50,477 | 18,965 | 5,871 | 3,444 |
| | M | 508,694 | 40,225 | 97,944 | 128,353 | 147,827 | 52,750 | 26,574 | 10,066 | 3,120 | 1,835 |
| | F | 544,255 | 62,754 | 116,044 | 138,206 | 139,849 | 50,240 | 23,903 | 8,899 | 2,751 | 1,609 |
| nnXj Xq | S.T | 322,403 | 23,126 | 55,792 | 77,884 | 95,153 | 38,392 | 19,773 | 8,110 | 2,616 | 1,557 |
| | M | 167,872 | 11,188 | 28,558 | 40,670 | 51,212 | 19,776 | 10,240 | 4,153 | 1,316 | 759 |
| | F | 154,531 | 11,938 | 27,234 | 37,214 | 43,941 | 18,616 | 9,533 | 3,957 | 1,300 | 798 |
| ohXj Xl | S.T | 648,187 | 40,402 | 102,839 | 150,214 | 190,065 | 86,613 | 47,143 | 20,025 | 6,782 | 4,104 |
| | M | 298,880 | 19,331 | 48,553 | 69,992 | 88,674 | 38,465 | 20,743 | 8,651 | 2,753 | 1,718 |
| | F | 349,307 | 21,071 | 54,286 | 80,222 | 101,391 | 48,148 | 26,400 | 11,374 | 4,029 | 2,386 |
| onXj Xq | S.T | 245,058 | 13,528 | 36,210 | 53,777 | 71,188 | 35,473 | 20,520 | 9,059 | 3,245 | 2,058 |
| | M | 107,986 | 6,569 | 16,899 | 23,880 | 31,581 | 14,854 | 8,459 | 3,682 | 1,281 | 781 |
| | F | 137,072 | 6,959 | 19,311 | 29,897 | 39,607 | 20,619 | 12,061 | 5,377 | 1,964 | 1,277 |
| phXj Xl | S.T | 128,578 | 7,328 | 17,947 | 27,363 | 36,742 | 19,131 | 11,462 | 5,194 | 2,002 | 1,409 |
| | M | 51,753 | 3,368 | 7,801 | 11,324 | 14,872 | 7,168 | 4,210 | 1,861 | 682 | 467 |
| | F | 76,825 | 3,960 | 10,146 | 16,039 | 21,870 | 11,963 | 7,252 | 3,333 | 1,320 | 942 |
| pm X 85 and over | S.T | 30,844 | 2,272 | 4,688 | 6,335 | 8,317 | 4,170 | 2,702 | 1,388 | 527 | 445 |
| | M | 11,744 | 840 | 1,814 | 2,450 | 3,206 | 1,594 | 1,015 | 507 | 181 | 137 |
| | F | 19,100 | 1,432 | 2,874 | 3,885 | 5,111 | 2,576 | 1,687 | 881 | 346 | 308 |

Note : 1) Based on Age at the End of the Year

2) Examinees who do not have health check-up results or considered as error values by correction guidelines are excluded

제 VII-11 표
Table VII-11

단위 : 백만 명
(Unit : Person)

| | | Total | Negative | c e | c i | c j | c k | c l | S. n M | |
|--------|-------|------------|------------|---------|---------|--------|--------|--------|--------|--|
| Total | Total | 11,366,489 | 10,870,504 | 246,117 | 166,790 | 62,184 | 17,010 | 3,884 | | |
| | M | 6,257,257 | 5,976,247 | 137,646 | 93,610 | 36,988 | 10,471 | 2,295 | | |
| | F | 5,109,232 | 4,894,257 | 108,471 | 73,180 | 25,196 | 6,539 | 1,589 | | |
| XXXXXX | S.T | 2,067,201 | 1,958,933 | 59,616 | 33,095 | 14,482 | 3,197 | 878 | | |
| Seoul | M | 1,065,071 | 1,007,877 | 31,021 | 17,385 | 6,410 | 1,904 | 474 | | |
| | F | 1,002,130 | 951,056 | 28,595 | 15,710 | 5,072 | 1,293 | 404 | | |
| XXXXXX | S.T | 820,310 | 783,651 | 17,832 | 12,708 | 4,625 | 1,276 | 218 | | |
| Busan | M | 439,150 | 418,615 | 9,366 | 7,333 | 2,849 | 835 | 152 | | |
| | F | 381,160 | 365,036 | 8,466 | 5,375 | 1,776 | 441 | 66 | | |
| XXXXXX | S.T | 557,093 | 532,343 | 10,897 | 9,052 | 3,748 | 848 | 205 | | |
| Daegu | M | 298,089 | 284,264 | 5,970 | 4,978 | 2,222 | 528 | 127 | | |
| | F | 259,004 | 248,079 | 4,927 | 4,074 | 1,526 | 320 | 78 | | |
| XXXXXX | S.T | 615,517 | 580,483 | 17,840 | 12,105 | 3,761 | 1,120 | 208 | | |
| I M | | | 3,22a | 3 3 | 12g | | | 4,76 | 4,9 | |
| | | | S.T | | | IO c M | | 5e 284 | F | |

제 VII-12 표

Table VII-12

단위 : 사람
(Unit : Person)

| | | Total | Negative | c e | c i | c j | c k | c l |
|--------------|--------------|-------------------|-------------------|----------------|----------------|---------------|---------------|--------------|
| Total | Total | 11,366,489 | 10,870,504 | 246,117 | 166,790 | 62,184 | 17,010 | 3,884 |
| | M | 6,257,257 | 5,976,247 | 137,646 | 93,610 | 36,988 | 10,471 | 2,295 |
| | F | 5,109,232 | 4,894,257 | 108,471 | 73,180 | 25,196 | 6,539 | 1,589 |
| i q X | S.T | 25,775 | 24,775 | 518 | 341 | 116 | 19 | 6 |
| 19 or less | M | 11,864 | 11,434 | 225 | 157 | 41 | 6 | 1 |
| | F | 13,911 | 13,341 | 293 | 184 | 75 | 13 | 5 |
| j hXg Xl | S.T | 288,615 | 278,418 | 5,473 | 3,329 | 1,136 | 201 | 58 |
| | M | 127,595 | 124,523 | 1,754 | 948 | 302 | 53 | 15 |
| | F | 161,020 | 153,895 | 3,719 | 2,381 | 834 | 148 | 43 |
| j mXg Xq | S.T | 857,682 | 829,434 | 15,730 | 9,050 | 2,796 | 511 | 161 |
| | M | 479,813 | 467,432 | 7,092 | 3,841 | 1,175 | 233 | 40 |
| | F | 377,869 | 362,002 | 8,638 | 5,209 | 1,621 | 278 | 121 |
| khXg Xl | S.T | 1,177,169 | 1,138,492 | 22,237 | 11,841 | 3,675 | 728 | 196 |
| | M | 790,424 | 766,834 | 13,493 | 7,237 | 2,290 | 482 | 88 |
| | F | 386,745 | 371,658 | 8,744 | 4,604 | 1,385 | 246 | 108 |
| knXg Xq | S.T | 1,079,735 | 1,043,197 | 20,815 | 11,150 | 3,612 | 766 | 195 |
| | M | 750,380 | 725,282 | 14,125 | 7,731 | 2,552 | 560 | 130 |
| | F | 329,355 | 317,915 | 6,690 | 3,419 | 1,060 | 206 | 65 |
| l hXg Xl | S.T | 1,270,698 | 1,218,294 | 28,963 | 16,333 | 5,475 | 1,331 | 302 |
| | M | 710,677 | 680,884 | 16,354 | 9,130 | 3,305 | 817 | 187 |
| | F | 560,021 | 537,410 | 12,609 | 7,203 | 2,170 | 514 | 115 |
| l mXg Xq | S.T | 1,357,430 | 1,299,837 | 30,511 | 18,570 | 6,343 | 1,749 | 420 |
| | M | 749,498 | 716,061 | 17,636 | 10,621 | 3,877 | 1,054 | 249 |
| | F | 607,932 | 583,776 | 12,875 | 7,949 | 2,466 | 695 | 171 |
| nhXg Xl | S.T | 1,755,289 | 1,676,445 | 39,320 | 26,254 | 9,881 | 2,779 | 610 |
| | M | 891,796 | 846,145 | 22,413 | 15,034 | 6,068 | 1,748 | 388 |
| | F | 863,493 | 830,300 | 16,907 | 11,220 | 3,813 | 1,031 | 222 |
| nmXg Xq | S.T | 1,149,460 | 1,095,260 | 25,734 | 18,618 | 7,257 | 2,133 | 458 |
| | M | 608,962 | 575,519 | 15,430 | 11,502 | 4,733 | 1,469 | 309 |
| | F | 540,498 | 519,741 | 10,304 | 7,116 | 2,524 | 664 | 149 |
| nhXg Xl | S.T | 1,049,519 | 995,576 | 23,644 | 19,449 | 7,885 | 2,428 | 537 |
| | M | 506,709 | 476,378 | 12,605 | 11,040 | 4,831 | 1,514 | 341 |
| | F | 542,810 | 519,198 | 11,039 | 8,409 | 3,054 | 914 | 196 |
| nmXg Xq | S.T | 320,598 | 303,173 | 7,198 | 6,398 | 2,761 | 885 | 183 |
| | M | 166,904 | 156,823 | 3,976 | 3,702 | 1,718 | 569 | 116 |
| | F | 153,694 | 146,350 | 3,222 | 2,696 | 1,043 | 316 | 67 |
| ohXg Xl | S.T | 641,537 | 602,490 | 15,588 | 14,568 | 6,405 | 2,016 | 470 |
| | M | 295,530 | 274,888 | 7,881 | 7,622 | 3,658 | 1,197 | 284 |
| | F | 346,007 | 327,602 | 7,707 | 6,946 | 2,747 | 819 | 186 |
| omXg Xq | S.T | 240,236 | 224,022 | 6,093 | 6,277 | 2,831 | 843 | 170 |
| | M | 105,886 | 97,793 | 2,899 | 3,077 | 1,526 | 501 | 90 |
| | F | 134,350 | 126,229 | 3,194 | 3,200 | 1,305 | 342 | 80 |
| phXg Xl | S.T | 124,231 | 115,023 | 3,408 | 3,641 | 1,571 | 495 | 93 |
| | M | 50,119 | 46,138 | 1,418 | 1,549 | 743 | 226 | 45 |
| | F | 74,112 | 68,885 | 1,990 | 2,092 | 828 | 269 | 48 |
| pm X | S.T | 28,515 | 26,068 | 885 | 971 | 440 | 126 | 25 |

Table VII-13

Statistics on Hemoglobin Distribution by Province

XX g/dL a
(Unit : g/dL, Person)

| Division | | Total | 10.0 less than 10.0 | i hfe i hfq | i i fhe i i fq | i j fhe i j fq | i kfhe i kfq | i l fhe i l fq | i nfhe i nfm | i nfne i nfq | i nfhe i nfm | i nfnX 16.6 and over |
|--------------|--------------|-------------------|---------------------------|----------------|-------------------|-------------------|------------------|-------------------|------------------|-----------------|-----------------|----------------------------|
| Total | Total | 11,417,983 | 119,902 | 193,373 | 633,473 | 1,846,056 | 2,541,398 | 2,476,865 | 1,447,064 | 790,740 | 825,727 | 543,385 |
| | M | 6,276,661 | 13,477 | 19,348 | 52,365 | 190,382 | 725,806 | 1,781,058 | 1,361,075 | 774,347 | 818,114 | 540,689 |
| | F | 5,141,322 | 106,425 | 174,025 | 581,108 | 1,655,674 | 1,815,592 | 695,807 | 85,989 | 16,393 | 7,613 | 2,696 |
| Seoul | S.T | 2,075,886 | 19,367 | 29,326 | 104,288 | 345,739 | 493,663 | 446,338 | 256,291 | 140,027 | 144,370 | 96,477 |
| | M | 1,067,590 | 1,993 | 2,672 | 7,337 | 27,722 | 113,935 | 299,332 | 238,791 | 136,862 | 142,904 | 96,042 |
| | F | 1,008,296 | 17,374 | 26,654 | 96,951 | 318,017 | 379,728 | 147,006 | 17,500 | 3,165 | 1,466 | 435 |
| Busan | S.T | 822,298 | 8,894 | 14,839 | 52,830 | 147,378 | 189,951 | 176,243 | 96,737 | 51,013 | 50,936 | 33,477 |
| | M | 439,796 | 1,101 | 1,589 | 4,592 | 16,632 | 58,845 | 131,334 | 91,777 | 50,062 | 50,527 | 33,337 |
| | F | 382,502 | 7,793 | 13,250 | 48,238 | 130,746 | 131,106 | 44,909 | 4,960 | 951 | 409 | 140 |
| Daegu | S.T | 558,481 | 7,231 | 12,161 | 39,278 | 101,023 | 125,613 | 122,318 | 64,509 | 32,634 | 33,374 | 20,340 |
| | M | 298,608 | 723 | 1,031 | 3,145 | 11,996 | 41,980 | 93,157 | 61,232 | 32,041 | 33,087 | 20,216 |
| | F | 259,873 | 6,508 | 11,130 | 36,133 | 89,027 | 83,633 | 29,161 | 3,277 | 593 | 287 | 124 |
| Incheon | S.T | 617,701 | 6,203 | 8,997 | 29,757 | 92,701 | 136,113 | 134,718 | 81,452 | 46,262 | 47,875 | 33,623 |
| | M | 346,836 | 696 | 899 | 2,300 | 8,861 | 36,383 | 95,035 | 76,434 | 45,296 | 47,444 | 33,488 |
| | F | 270,865 | 5,507 | 8,098 | 27,457 | 83,840 | 99,730 | 39,683 | 5,018 | 966 | 431 | 135 |
| Gwangju | S.T | 315,578 | 3,808 | 6,521 | 20,137 | 55,556 | 70,738 | 65,320 | 38,227 | 20,420 | 21,939 | 12,912 |
| | M | 169,528 | 365 | 556 | 1,574 | 5,881 | 21,994 | 48,145 | 36,293 | 20,053 | 21,792 | 12,875 |
| | F | 146,050 | 3,443 | 5,965 | 18,563 | 49,675 | 48,744 | 17,175 | 1,934 | 367 | 147 | 37 |
| Daejeon | S.T | 352,722 | 4,141 | 6,319 | 19,904 | 56,581 | 78,742 | 75,773 | 44,255 | 24,145 | 25,434 | 17,428 |
| | M | 191,449 | 358 | 523 | 1,442 | 5,301 | 22,364 | 53,866 | 41,376 | 23,688 | 25,185 | 17,346 |
| | F | 161,273 | 3,783 | 5,796 | 18,462 | 51,280 | 56,378 | 21,907 | 2,879 | 457 | 249 | 82 |
| Ulsan | S.T | 301,138 | 2,368 | 3,856 | 12,740 | 42,582 | 57,431 | 80,644 | 44,529 | 23,395 | 21,335 | 12,258 |
| | M | 195,644 | 261 | 403 | 1,038 | 4,251 | 21,592 | 68,339 | 43,141 | 23,165 | 21,239 | 12,215 |
| | F | 105,494 | 2,107 | 3,453 | 11,702 | 38,331 | 35,839 | 12,305 | 1,388 | 230 | 96 | 43 |
| Sejong | S.T | 25,708 | 254 | 415 | 1,197 | 4,189 | 5,536 | 5,604 | 3,496 | 1,827 | 1,937 | 1,253 |
| | M | 14,583 | 37 | 55 | 146 | 398 | 1,623 | 4,085 | 3,302 | 1,776 | 1,916 | 1,245 |
| | F | 11,125 | 217 | 360 | 1,051 | 3,791 | 3,913 | 1,519 | 194 | 51 | 21 | 8 |
| Gyeonggi | S.T | 2,590,913 | 25,125 | 37,374 | 123,527 | 383,373 | 559,977 | 567,256 | 351,067 | 196,331 | 205,632 | 141,251 |
| | M | 1,460,315 | 2,400 | 3,281 | 8,667 | 34,544 | 145,469 | 400,241 | 329,606 | 191,970 | 203,656 | 140,481 |
| | F | 1,130,598 | 22,725 | 34,093 | 114,860 | 348,829 | 414,508 | 167,015 | 21,461 | 4,361 | 1,976 | 770 |
| Gangwon | S.T | 364,453 | 3,577 | 5,849 | 18,991 | 54,365 | 80,734 | 78,748 | 46,072 | 26,123 | 28,591 | 21,403 |
| | M | 199,779 | 492 | 686 | 1,878 | 5,975 | 21,712 | 51,993 | 42,259 | 25,287 | 28,229 | 21,268 |
| | F | 164,674 | 3,085 | 5,163 | 17,113 | 48,390 | 59,022 | 26,755 | 3,813 | 836 | 362 | 135 |
| Chungbuk | S.T | 397,579 | 3,992 | 6,314 | 18,194 | 58,659 | 87,960 | 85,402 | 51,504 | 29,753 | 35,159 | 20,642 |
| | M | 218,268 | 442 | 678 | 1,600 | 5,354 | 21,408 | 56,848 | 47,585 | 28,981 | 34,823 | 20,549 |
| | F | 179,311 | 3,550 | 5,636 | 16,594 | 53,305 | 66,552 | 28,554 | 3,919 | 772 | 336 | 93 |
| Chungnam | S.T | 494,401 | 4,754 | 8,510 | 25,206 | 75,122 | 106,045 | 104,933 | 65,074 | 36,762 | 40,001 | 27,994 |
| | M | 281,440 | 646 | 1,100 | 2,497 | 8,641 | 30,308 | 73,901 | 60,928 | 35,976 | 39,598 | 27,845 |
| | F | 212,961 | 4,108 | 7,410 | 22,709 | 66,481 | 75,737 | 31,032 | 4,146 | 786 | 403 | 149 |
| Jeonbuk | S.T | 439,221 | 6,271 | 10,996 | 33,153 | 80,717 | 99,313 | 89,950 | 48,999 | 25,880 | 29,769 | 14,173 |
| | M | 234,047 | 806 | 1,217 | 3,287 | 10,789 | 35,188 | 67,504 | 46,277 | 25,386 | 29,525 | 14,068 |
| | F | 205,174 | 5,465 | 9,779 | 29,866 | 69,928 | 64,125 | 22,446 | 2,722 | 494 | 244 | 105 |
| Jeonnam | S.T | 455,846 | 5,975 | 11,989 | 38,662 | 88,048 | 101,829 | 92,392 | 49,299 | 25,326 | 25,815 | 16,511 |
| | M | 245,872 | 932 | 1,427 | 3,980 | 13,338 | 40,664 | 71,925 | 46,826 | 24,826 | 25,562 | 16,392 |
| | F | 209,974 | 5,043 | 10,562 | 34,682 | 74,710 | 61,165 | 20,467 | 2,473 | 500 | 253 | 119 |
| Gyeongbuk | S.T | 681,473 | 7,613 | 13,438 | 42,961 | 112,795 | 148,662 | 147,284 | 85,210 | 45,875 | 47,190 | 30,445 |
| | M | 380,350 | 974 | 1,489 | 4,318 | 14,161 | 47,235 | 109,553 | 80,594 | 45,022 | 46,719 | 30,285 |
| | F | 301,123 | 6,639 | 11,949 | 38,643 | 98,634 | 101,427 | 37,731 | 4,616 | 853 | 471 | 160 |
| Gyeongnam | S.T | 805,278 | 9,038 | 14,429 | 46,757 | 127,721 | 171,490 | 181,206 | 106,228 | 56,285 | 56,644 | 35,480 |
| | M | 472,201 | 1,120 | 1,567 | 4,129 | 15,192 | 59,899 | 141,643 | 101,586 | 55,472 | 56,250 | 35,343 |
| | F | 333,077 | 7,918 | 12,862 | 42,628 | 112,529 | 111,591 | 39,563 | 4,642 | 813 | 394 | 137 |
| Jeju | S.T | 119,307 | 1,291 | 2,040 | 5,891 | 19,507 | 27,601 | 22,736 | 14,115 | 8,682 | 9,726 | 7,718 |
| | M | 60,355 | 131 | 175 | 435 | 1,346 | 5,207 | 14,157 | 13,068 | 8,484 | 9,658 | 7,694 |
| | F | 58,952 | 1,160 | 1,865 | 5,456 | 18,161 | 22,394 | 8,579 | 1,047 | 198 | 68 | 24 |

Note : 1) Based on Resident Registration Address

2) Examinees who do not have check-up results or considered
as error values by correction guidelines are excluded

제 VII-14 표

Table VII-14

Statistics on Hemoglobin Distribution by Age

단위 : g/dL, Person

| 구분 Division | | Total | 10.0 less than 10.0 | 10.0 10.0 | 10.0 10.0 | 10.0 10.0 | 10.0 10.0 | 10.0 10.0 | 10.0 10.0 | 10.0 10.0 | 10.0 10.0 | 10.0 10.0 |
|----------------|-----|------------|---------------------------|--------------|--------------|--------------|--------------|--------------|--------------|--------------|--------------|--------------|
| Total | | 11,417,983 | 119,902 | 193,373 | 633,473 | 1,846,056 | 2,541,398 | 2,476,865 | 1,447,064 | 790,740 | 825,727 | 543,385 |
| | M | 6,276,661 | 13,477 | 19,348 | 52,365 | 190,382 | 725,806 | 1,781,058 | 1,361,075 | 774,347 | 818,114 | 540,689 |
| | F | 5,141,322 | 106,425 | 174,025 | 581,108 | 1,655,674 | 1,815,592 | 695,807 | 85,989 | 16,393 | 7,613 | 2,696 |
| 19 or less | S.T | 25,850 | 125 | 280 | 1,238 | 4,602 | 6,487 | 5,361 | 3,122 | 1,872 | 1,763 | 1,000 |
| | M | 11,876 | 5 | 5 | 29 | 113 | 889 | 3,288 | 2,950 | 1,852 | 1,749 | 996 |
| | F | 13,974 | 120 | 275 | 1,209 | 4,489 | 5,598 | 2,073 | 172 | 20 | 14 | 4 |
| 20-29 | S.T | 289,832 | 1,432 | 3,288 | 13,931 | 52,655 | 72,907 | 55,755 | 33,541 | 19,955 | 22,401 | 13,967 |
| | M | 127,692 | 52 | 39 | 154 | 989 | 7,927 | 31,678 | 31,110 | 19,576 | 22,256 | 13,911 |
| | F | 162,140 | 1,380 | 3,249 | 13,777 | 51,666 | 64,980 | 24,077 | 2,431 | 379 | 145 | 56 |
| 30-39 | S.T | 861,311 | 3,819 | 8,454 | 34,111 | 124,486 | 178,251 | 168,191 | 121,537 | 76,093 | 88,057 | 58,312 |
| | M | 480,224 | 176 | 182 | 513 | 2,996 | 25,962 | 113,185 | 116,044 | 75,236 | 87,720 | 58,210 |
| | F | 381,087 | 3,643 | 8,272 | 33,598 | 121,490 | 152,289 | 55,006 | 5,493 | 857 | 337 | 102 |
| 40-49 | S.T | 1,181,800 | 6,240 | 12,489 | 43,478 | 135,048 | 190,761 | 241,486 | 197,483 | 122,851 | 138,616 | 93,348 |
| | M | 791,334 | 412 | 411 | 1,021 | 5,627 | 46,130 | 191,660 | 192,463 | 122,108 | 138,290 | 93,212 |
| | F | 390,466 | 5,828 | 12,078 | 42,457 | 129,421 | 144,631 | 49,826 | 5,020 | 743 | 326 | 136 |
| 50-59 | S.T | 1,083,143 | 10,534 | 15,098 | 41,766 | 118,215 | 167,173 | 235,716 | 183,896 | 110,394 | 120,105 | 80,246 |
| | M | 751,257 | 477 | 489 | 1,235 | 7,184 | 53,460 | 198,506 | 180,144 | 109,766 | 119,853 | 80,143 |
| | F | 331,886 | 10,057 | 14,609 | 40,531 | 111,031 | 113,713 | 37,210 | 3,752 | 628 | 252 | 103 |
| 60-69 | S.T | 1,274,531 | 27,247 | 30,211 | 73,271 | 187,871 | 244,707 | 263,336 | 173,456 | 98,624 | 104,193 | 71,615 |
| | M | 711,849 | 733 | 719 | 1,843 | 9,798 | 62,009 | 198,329 | 166,111 | 97,320 | 103,583 | 71,404 |
| | F | 562,682 | 26,514 | 29,492 | 71,428 | 178,073 | 182,698 | 65,007 | 7,345 | 1,304 | 610 | 211 |
| 70-79 | S.T | 1,361,321 | 26,943 | 29,058 | 73,490 | 202,998 | 282,947 | 298,782 | 181,083 | 98,076 | 101,271 | 66,673 |
| | M | 750,972 | 1,001 | 1,000 | 2,668 | 13,808 | 77,327 | 220,387 | 171,586 | 96,369 | 100,419 | 66,407 |
| | F | 610,349 | 25,942 | 28,058 | 70,822 | 189,190 | 205,620 | 78,395 | 9,497 | 1,707 | 852 | 266 |
| 80-89 | S.T | 1,759,494 | 15,835 | 22,669 | 86,993 | 293,665 | 434,165 | 408,319 | 212,280 | 108,597 | 107,363 | 69,608 |
| | M | 893,820 | 1,569 | 1,873 | 5,000 | 23,476 | 112,003 | 275,178 | 194,829 | 105,057 | 105,733 | 69,102 |
| | F | 865,674 | 14,266 | 20,796 | 81,993 | 270,189 | 322,162 | 133,141 | 17,451 | 3,540 | 1,630 | 506 |
| 90 and over | S.T | 1,152,164 | 3,475 | 9,902 | 54,802 | 197,594 | 298,546 | 280,400 | 137,568 | 66,281 | 63,366 | 40,230 |
| | M | 610,594 | 1,380 | 1,863 | 5,197 | 22,679 | 91,647 | 195,512 | 126,203 | 63,942 | 62,318 | 39,853 |
| | F | 541,570 | 2,095 | 8,039 | 49,605 | 174,915 | 206,899 | 84,888 | 11,365 | 2,339 | 1,048 | 377 |
| 10-19 | S.T | 1,053,012 | 4,490 | 12,948 | 62,595 | 206,511 | 293,546 | 247,654 | 105,399 | 47,938 | 44,345 | 27,586 |
| | M | 508,710 | 1,732 | 2,497 | 7,220 | 28,324 | 93,317 | 165,193 | 94,270 | 45,677 | 43,278 | 27,202 |
| | F | 544,302 | 2,758 | 10,451 | 55,375 | 178,187 | 200,229 | 82,461 | 11,129 | 2,261 | 1,067 | 384 |
| 20-29 | S.T | 322,437 | 2,127 | 6,187 | 24,696 | 66,433 | 88,927 | 74,873 | 29,280 | 12,587 | 10,900 | 6,427 |
| | M | 167,888 | 831 | 1,352 | 4,188 | 14,330 | 37,253 | 54,563 | 26,455 | 12,021 | 10,589 | 6,306 |
| | F | 154,549 | 1,296 | 4,835 | 20,508 | 52,103 | 51,674 | 20,310 | 2,825 | 566 | 311 | 121 |
| 30-39 | S.T | 648,228 | 6,817 | 19,034 | 64,809 | 151,550 | 179,741 | 131,727 | 47,827 | 19,589 | 16,775 | 10,359 |
| | M | 298,899 | 2,368 | 3,893 | 11,191 | 32,924 | 72,308 | 90,016 | 41,661 | 18,266 | 16,166 | 10,106 |
| | F | 349,329 | 4,449 | 15,141 | 53,618 | 118,626 | 107,433 | 41,711 | 6,166 | 1,323 | 609 | 253 |
| 40-49 | S.T | 245,094 | 4,382 | 11,316 | 31,663 | 62,298 | 65,265 | 43,116 | 14,056 | 5,497 | 4,698 | 2,803 |
| | M | 107,987 | 1,290 | 2,339 | 6,279 | 16,075 | 28,607 | 29,248 | 11,943 | 5,069 | 4,440 | 2,697 |
| | F | 137,107 | 3,092 | 8,977 | 25,384 | 46,223 | 36,658 | 13,868 | 2,113 | 428 | 258 | 106 |
| 50-59 | S.T | 128,723 | 4,073 | 8,817 | 20,446 | 34,290 | 31,859 | 18,907 | 5,638 | 2,041 | 1,616 | 1,036 |
| | M | 51,781 | 1,017 | 1,907 | 4,354 | 9,463 | 14,043 | 12,163 | 4,586 | 1,786 | 1,487 | 975 |
| | F | 76,942 | 3,056 | 6,910 | 16,092 | 24,827 | 17,816 | 6,744 | 1,052 | 255 | 129 | 61 |
| 60-69 | S.T | 31,043 | 2,363 | 3,622 | 6,184 | 7,840 | 6,116 | 3,242 | 898 | 345 | 258 | 175 |
| | M | 11,778 | 434 | 779 | 1,473 | 2,596 | 2,924 | 2,152 | 720 | 302 | 233 | 165 |
| | F | 19,265 | 1,929 | 2,843 | 4,711 | 5,244 | 3,192 | 1,090 | 178 | 43 | 25 | 10 |

Note : 1) Based on Age at the End of the Year

2) Examinees who do not have check-up results or considered as error values by correction guidelines are excluded

제 VII-15 표

Ü

Table VII-15

Statistics on the Distribution of Fasting Blood Glucose by Province

XX a
(Unit : mg/dL, Person)

| XXXX | | Total | i hhX less than 100 | i hhei hq | i i hei j m | i j nei kq | i l hei nq | i nhei oq | i phe i qq | j hhX 200 and over |
|--------------|--------------|-------------------|------------------------|------------------|----------------|----------------|----------------|---------------|---------------|--------------------------|
| Division | | | | | | | | | | |
| Total | Total | 11,417,023 | 7,859,022 | 1,842,341 | 987,240 | 285,636 | 190,178 | 91,912 | 52,853 | 107,841 |
| | M | 6,276,116 | 4,024,228 | 1,133,518 | 636,150 | 185,602 | 124,776 | 61,245 | 35,591 | 75,006 |
| | F | 5,140,907 | 3,834,794 | 708,823 | 351,090 | 100,034 | 65,402 | 30,667 | 17,262 | 32,835 |
| XXXX | S.T | 2,075,762 | 1,461,363 | 328,946 | 164,900 | 48,671 | 31,944 | 14,938 | 8,379 | 16,621 |
| Seoul | M | 1,067,539 | 687,559 | 195,789 | 104,176 | 31,593 | 20,967 | 10,019 | 5,733 | 11,703 |
| | F | 1,008,223 | 773,804 | 133,157 | 60,724 | 17,078 | 10,977 | 4,919 | 2,646 | 4,918 |
| XXXX | S.T | 822,124 | 558,540 | 134,375 | 73,558 | 20,995 | 14,693 | 7,228 | 4,190 | 8,545 |
| Busan | M | 439,660 | 274,316 | 80,778 | 47,214 | 13,654 | 9,719 | 4,986 | 2,860 | 6,133 |
| | F | 382,464 | 284,224 | 53,597 | 26,344 | 7,341 | 4,974 | 2,242 | 1,330 | 2,412 |
| XXXX | S.T | 558,432 | 398,532 | 79,148 | 46,065 | 13,534 | 8,991 | 4,405 | 2,552 | 5,205 |
| Daegu | M | 298,579 | 199,540 | 46,970 | 29,401 | 8,645 | 5,842 | 2,913 | 1,673 | 3,595 |
| | F | 259,853 | 198,992 | 32,178 | 16,664 | 4,889 | 3,149 | 1,492 | 879 | 1,610 |
| XXXX | S.T | 617,670 | 420,780 | 101,968 | 53,926 | 16,294 | 10,580 | 5,095 | 3,003 | 6,024 |
| Incheon | M | 346,817 | 218,403 | 65,159 | 35,867 | 10,708 | 7,025 | 3,392 | 2,027 | 4,236 |
| | F | 270,853 | 202,377 | 36,809 | 18,059 | 5,586 | 3,555 | 1,703 | 976 | 1,788 |
| XXXX | S.T | 315,535 | 210,883 | 53,201 | 31,142 | 7,941 | 5,319 | 2,523 | 1,474 | 3,052 |
| Gwangju | M | 169,513 | 102,788 | 32,627 | 20,408 | 5,233 | 3,523 | 1,766 | 1,023 | 2,145 |
| | F | 146,022 | 108,095 | 20,574 | 10,734 | 2,708 | 1,796 | 757 | 451 | 907 |
| XXXX | S.T | 352,672 | 245,406 | 56,332 | 29,716 | 8,487 | 5,639 | 2,702 | 1,504 | 2,886 |
| Daejeon | M | 191,435 | 121,539 | 35,994 | 19,734 | 5,607 | 3,747 | 1,820 | 1,005 | 1,989 |
| | F | 161,237 | 123,867 | 20,338 | 9,982 | 2,880 | 1,892 | 882 | 499 | 897 |
| XXXX | S.T | 301,134 | 198,840 | 53,678 | 30,229 | 7,369 | 4,790 | 2,270 | 1,310 | 2,648 |
| Ulsan | M | 195,641 | 123,152 | 37,596 | 21,566 | 5,290 | 3,453 | 1,657 | 969 | 1,958 |
| | F | 105,493 | 75,688 | 16,082 | 8,663 | 2,079 | 1,337 | 613 | 341 | 690 |
| XXXX | S.T | 25,706 | 17,930 | 3,745 | 2,246 | 700 | 487 | 241 | 128 | 229 |
| Sejong | M | 14,581 | 9,582 | 2,397 | 1,441 | 448 | 321 | 155 | 81 | 156 |
| | F | 11,125 | 8,348 | 1,348 | 805 | 252 | 166 | 86 | 47 | 73 |
| XXXX | S.T | 2,590,719 | 1,824,874 | 408,852 | 204,786 | 59,733 | 39,586 | 19,105 | 11,078 | 22,705 |
| Gyeonggi | M | 1,460,203 | 960,094 | 261,038 | 136,186 | 39,875 | 26,503 | 12,872 | 7,609 | 16,026 |
| | F | 1,130,516 | 864,780 | 147,814 | 68,600 | 19,858 | 13,083 | 6,233 | 3,469 | 6,679 |
| XXXX | S.T | 364,426 | 246,461 | 57,922 | 33,258 | 10,341 | 7,084 | 3,408 | 1,990 | 3,962 |
| Gangwon | M | 199,764 | 126,042 | 35,252 | 21,191 | 6,538 | 4,583 | 2,225 | 1,287 | 2,646 |
| | F | 164,662 | 120,419 | 22,670 | 12,067 | 3,803 | 2,501 | 1,183 | 703 | 1,316 |
| XXXX | S.T | 397,580 | 277,708 | 59,967 | 33,169 | 10,196 | 6,963 | 3,461 | 2,032 | 4,084 |
| Chungbuk | M | 218,272 | 145,317 | 35,771 | 20,353 | 6,298 | 4,296 | 2,236 | 1,291 | 2,710 |
| | F | 179,308 | 132,391 | 24,196 | 12,816 | 3,898 | 2,667 | 1,225 | 741 | 1,374 |
| XXXX | S.T | 494,362 | 333,822 | 82,776 | 44,916 | 13,059 | 8,602 | 4,145 | 2,311 | 4,731 |
| Chungnam | M | 281,424 | 180,944 | 51,309 | 28,253 | 8,168 | 5,444 | 2,611 | 1,546 | 3,149 |
| | F | 212,938 | 152,878 | 31,467 | 16,663 | 4,891 | 3,158 | 1,534 | 765 | 1,582 |
| XXXX | S.T | 439,184 | 295,394 | 71,946 | 40,798 | 12,055 | 8,111 | 4,016 | 2,283 | 4,581 |
| Jeonbuk | M | 234,028 | 146,932 | 41,942 | 25,284 | 7,557 | 5,163 | 2,585 | 1,461 | 3,104 |
| | F | 205,156 | 148,462 | 30,004 | 15,514 | 4,498 | 2,948 | 1,431 | 822 | 1,477 |
| XXXX | S.T | 455,810 | 268,653 | 88,469 | 57,564 | 16,181 | 10,705 | 5,097 | 2,931 | 6,210 |
| Jeonnam | M | 245,858 | 136,153 | 49,771 | 34,279 | 9,994 | 6,614 | 3,150 | 1,843 | 4,054 |
| | F | 209,952 | 132,500 | 38,698 | 23,285 | 6,187 | 4,091 | 1,947 | 1,088 | 2,156 |
| XXXX | S.T | 681,410 | 478,161 | 101,751 | 57,307 | 17,234 | 11,301 | 5,480 | 3,202 | 6,974 |
| Gyeongbuk | M | 380,309 | 254,495 | 61,653 | 35,757 | 10,924 | 7,139 | 3,534 | 2,083 | 4,724 |
| | F | 301,101 | 223,666 | 40,098 | 21,550 | 6,310 | 4,162 | 1,946 | 1,119 | 2,250 |
| XXXX | S.T | 805,192 | 539,053 | 139,851 | 73,652 | 20,061 | 13,534 | 6,890 | 3,921 | 8,230 |
| Gyeongnam | M | 472,142 | 300,490 | 87,633 | 48,400 | 13,201 | 9,191 | 4,692 | 2,702 | 5,833 |
| | F | 333,050 | 238,563 | 52,218 | 25,252 | 6,860 | 4,343 | 2,198 | 1,219 | 2,397 |
| XXXX | S.T | 119,305 | 82,622 | 19,414 | 10,008 | 2,785 | 1,849 | 908 | 565 | 1,154 |
| Jeju | M | 60,351 | 36,882 | 11,839 | 6,640 | 1,869 | 1,246 | 632 | 398 | 845 |
| | F | 58,954 | 45,740 | 7,575 | 3,368 | 916 | 603 | 276 | 167 | 309 |

Note : 1) Based on Resident Registration Address

2) Examinees who do not have check-up results or considered
as error values by correction guidelines are excluded

제 VII-16 표

Table VII-16

고령자 건강검진 결과 (Unit : mg/dL, Person)

| | | Total | i hhX less than 100 | i hhei hq | i i hei j m | i j nei kq | i l hei m q | i nhei oq | i phei qq | j hhX 200 and over |
|---------------------|--------------|-------------------|---------------------------|------------------|----------------|----------------|----------------|---------------|---------------|--------------------------|
| Total | Total | 11,417,023 | 7,859,022 | 1,842,341 | 987,240 | 285,636 | 190,178 | 91,912 | 52,853 | 107,841 |
| | M | 6,276,116 | 4,024,228 | 1,133,518 | 636,150 | 185,602 | 124,776 | 61,245 | 35,591 | 75,006 |
| | F | 5,140,907 | 3,834,794 | 708,823 | 351,090 | 100,034 | 65,402 | 30,667 | 17,262 | 32,835 |
| i q X 19 or less | S.T | 25,844 | 23,651 | 1,673 | 385 | 55 | 36 | 10 | 6 | 28 |
| | M | 11,871 | 10,628 | 935 | 235 | 30 | 19 | 5 | 3 | 16 |
| | F | 13,973 | 13,023 | 738 | 150 | 25 | 17 | 5 | 3 | 12 |
| j hXg Xl | S.T | 289,772 | 263,678 | 19,463 | 4,938 | 811 | 366 | 148 | 73 | 295 |
| | M | 127,665 | 113,304 | 10,619 | 2,797 | 491 | 218 | 69 | 41 | 126 |
| | F | 162,107 | 150,374 | 8,844 | 2,141 | 320 | 148 | 79 | 32 | 169 |
| j mXg Xq | S.T | 861,192 | 757,760 | 75,521 | 20,697 | 3,424 | 1,609 | 627 | 339 | 1,215 |
| | M | 480,185 | 406,592 | 53,002 | 15,300 | 2,586 | 1,176 | 459 | 237 | 833 |
| | F | 381,007 | 351,168 | 22,519 | 5,397 | 838 | 433 | 168 | 102 | 382 |
| khXg Xl | S.T | 1,181,686 | 972,856 | 143,895 | 45,814 | 8,073 | 4,332 | 1,883 | 1,087 | 3,746 |
| | M | 791,280 | 622,832 | 114,513 | 38,124 | 6,673 | 3,627 | 1,551 | 897 | 3,063 |
| | F | 390,406 | 350,024 | 29,382 | 7,690 | 1,400 | 705 | 332 | 190 | 683 |
| knXg Xq | S.T | 1,083,044 | 828,272 | 160,673 | 62,026 | 12,618 | 7,380 | 3,489 | 2,111 | 6,475 |
| | M | 751,193 | 542,543 | 128,564 | 52,415 | 10,863 | 6,366 | 3,008 | 1,839 | 5,595 |
| | F | 331,851 | 285,729 | 32,109 | 9,611 | 1,755 | 1,014 | 481 | 272 | 880 |
| l hXg Xl | S.T | 1,274,452 | 920,623 | 206,729 | 91,140 | 20,841 | 13,115 | 6,711 | 4,390 | 10,903 |
| | M | 711,795 | 466,763 | 136,252 | 66,112 | 15,824 | 10,017 | 5,122 | 3,370 | 8,335 |
| | F | 562,657 | 453,860 | 70,477 | 25,028 | 5,017 | 3,098 | 1,589 | 1,020 | 2,568 |
| l mXg Xq | S.T | 1,361,233 | 922,910 | 236,678 | 118,912 | 30,655 | 20,363 | 10,465 | 6,487 | 14,763 |
| | M | 750,920 | 450,582 | 152,645 | 85,109 | 22,834 | 15,405 | 8,049 | 4,924 | 11,372 |
| | F | 610,313 | 472,328 | 84,033 | 33,803 | 7,821 | 4,958 | 2,416 | 1,563 | 3,391 |
| nhXg Xl | S.T | 1,759,402 | 1,123,552 | 319,223 | 179,779 | 51,729 | 34,818 | 17,608 | 10,592 | 22,101 |
| | M | 893,759 | 495,618 | 184,616 | 117,281 | 35,567 | 24,507 | 12,652 | 7,609 | 15,909 |
| | F | 865,643 | 627,934 | 134,607 | 62,498 | 16,162 | 10,311 | 4,956 | 2,983 | 6,192 |
| nmXg Xq | S.T | 1,152,092 | 689,227 | 216,241 | 135,136 | 42,695 | 29,535 | 14,604 | 8,606 | 16,048 |
| | M | 610,543 | 321,788 | 124,628 | 86,678 | 28,963 | 20,469 | 10,337 | 6,120 | 11,560 |
| | F | 541,549 | 367,439 | 91,613 | 48,458 | 13,732 | 9,066 | 4,267 | 2,486 | 4,488 |
| nhXg Xl | S.T | 1,052,931 | 602,543 | 199,981 | 134,233 | 46,124 | 31,966 | 15,130 | 8,371 | 14,583 |
| | M | 508,658 | 259,560 | 102,584 | 75,940 | 27,364 | 19,426 | 9,335 | 5,199 | 9,250 |
| | F | 544,273 | 342,983 | 97,397 | 58,293 | 18,760 | 12,540 | 5,795 | 3,172 | 5,333 |
| nmXg Xq | S.T | 322,415 | 178,367 | 61,395 | 44,247 | 15,488 | 10,788 | 5,047 | 2,632 | 4,451 |
| | M | 167,874 | 86,572 | 33,186 | 25,366 | 9,076 | 6,381 | 2,980 | 1,592 | 2,721 |
| | F | 154,541 | 91,795 | 28,209 | 18,881 | 6,412 | 4,407 | 2,067 | 1,040 | 1,730 |
| ohXg Xl | S.T | 648,159 | 354,913 | 123,468 | 91,246 | 32,885 | 22,346 | 10,110 | 5,045 | 8,146 |
| | M | 298,857 | 155,441 | 58,357 | 45,328 | 16,593 | 11,375 | 5,178 | 2,484 | 4,101 |
| | F | 349,302 | 199,472 | 65,111 | 45,918 | 16,292 | 10,971 | 4,932 | 2,561 | 4,045 |
| onXg Xq | S.T | 245,061 | 133,572 | 47,079 | 35,147 | 12,323 | 8,308 | 3,729 | 1,900 | 3,003 |
| | M | 107,968 | 57,391 | 21,279 | 16,048 | 5,592 | 3,784 | 1,670 | 833 | 1,371 |
| | F | 137,093 | 76,181 | 25,800 | 19,099 | 6,731 | 4,524 | 2,059 | 1,067 | 1,632 |
| phXg Xl | S.T | 128,705 | 69,991 | 24,732 | 18,999 | 6,340 | 4,143 | 1,876 | 976 | 1,648 |
| | M | 51,776 | 28,149 | 10,145 | 7,703 | 2,506 | 1,625 | 689 | 358 | 601 |
| | F | 76,929 | 41,842 | 14,587 | 11,296 | 3,834 | 2,518 | 1,187 | 618 | 1,047 |
| pm X 85 and over | S.T | 31,035 | 17,107 | 5,590 | 4,541 | 1,575 | 1,073 | 475 | 238 | 436 |
| | M | 11,772 | 6,465 | 2,193 | 1,714 | 640 | 381 | 141 | 85 | 153 |
| | F | 19,263 | 10,642 | 3,397 | 2,827 | 935 | 692 | 334 | 153 | 283 |

Note : 1) Based on Age at the End of the Year

2) Examinees who do not have check-up results or considered

XX aX X
X aX X X X
X X X

Table VII-17

Statistics on Total Cholesterol Distribution by Province

단위 : mg/dL, Person

| XXXXX Division | | Total | il hX less than 140 | il hei nq | i nei oq | i phe i q | j hhej i q | j j hej kq | j l hej nq | j nhej oq | j phX 280 and over |
|-------------------|-----------|------------|---------------------------|-----------|-----------|-----------|------------|------------|------------|-----------|--------------------------|
| Total | Total | 11,417,398 | 576,159 | 1,301,711 | 2,214,567 | 2,576,675 | 2,090,424 | 1,386,987 | 719,982 | 328,512 | 222,381 |
| Total | M | 6,276,178 | 339,931 | 711,869 | 1,211,854 | 1,431,053 | 1,166,271 | 758,872 | 381,900 | 167,204 | 107,224 |
| | F | 5,141,220 | 236,228 | 589,842 | 1,002,713 | 1,145,622 | 924,153 | 628,115 | 338,082 | 161,308 | 115,157 |
| | XXXXX | | | | | | | | | | |
| Seoul | S.T | 2,075,813 | 99,715 | 236,183 | 408,688 | 471,039 | 386,072 | 251,375 | 128,703 | 56,992 | 37,046 |
| | M | 1,067,526 | 55,810 | 119,142 | 206,311 | 244,533 | 202,325 | 129,965 | 64,589 | 27,695 | 17,156 |
| | F | 1,008,287 | 43,905 | 117,041 | 202,377 | 226,506 | 183,747 | 121,410 | 64,114 | 29,297 | 19,890 |
| XXXXX | S.T | 822,261 | 37,576 | 86,728 | 153,147 | 186,168 | 153,021 | 106,657 | 55,032 | 26,171 | 17,761 |
| | Busan | 439,770 | 21,940 | 46,691 | 82,175 | 101,317 | 83,278 | 56,383 | 27,446 | 12,672 | 7,868 |
| | F | 382,491 | 15,636 | 40,037 | 70,972 | 84,851 | 69,743 | 50,274 | 27,586 | 13,499 | 9,893 |
| XXXXX | S.T | 558,446 | 29,924 | 66,632 | 110,991 | 127,272 | 99,295 | 65,163 | 33,779 | 15,316 | 10,074 |
| | Daegu | 298,585 | 17,016 | 35,490 | 59,247 | 68,631 | 53,869 | 34,731 | 17,302 | 7,570 | 4,729 |
| | F | 259,861 | 12,908 | 31,142 | 51,744 | 58,641 | 45,426 | 30,432 | 16,477 | 7,746 | 5,345 |
| XXXXX | S.T | 617,675 | 30,498 | 70,643 | 121,371 | 138,801 | 114,185 | 73,960 | 38,772 | 17,325 | 12,120 |
| | Incheon | 346,813 | 18,021 | 39,056 | 67,693 | 79,183 | 65,392 | 41,365 | 21,146 | 9,045 | 5,912 |
| | F | 270,862 | 12,477 | 31,587 | 53,678 | 59,618 | 48,793 | 32,595 | 17,626 | 8,280 | 6,208 |
| XXXXX | S.T | 315,561 | 17,033 | 36,765 | 61,402 | 73,817 | 53,727 | 38,331 | 19,226 | 9,113 | 6,147 |
| | Gwangju | 169,512 | 9,687 | 19,114 | 32,371 | 39,682 | 29,656 | 21,109 | 10,085 | 4,704 | 3,104 |
| | F | 146,049 | 7,346 | 17,651 | 29,031 | 34,135 | 24,071 | 17,222 | 9,141 | 4,409 | 3,043 |
| XXXXX | S.T | 352,708 | 21,960 | 44,257 | 71,086 | 78,972 | 61,115 | 39,763 | 20,178 | 9,134 | 6,243 |
| | Daejeon | 191,438 | 11,886 | 22,750 | 37,880 | 43,401 | 34,435 | 22,138 | 11,164 | 4,729 | 3,055 |
| | F | 161,270 | 10,074 | 21,507 | 33,206 | 35,571 | 26,680 | 17,625 | 9,014 | 4,405 | 3,188 |
| XXXXX | S.T | 301,133 | 12,659 | 30,838 | 56,235 | 69,643 | 57,863 | 38,801 | 20,349 | 8,948 | 5,797 |
| | Ulsan | 195,640 | 8,470 | 19,774 | 36,389 | 45,418 | 38,581 | 25,548 | 12,826 | 5,433 | 3,201 |
| | F | 105,493 | 4,189 | 11,064 | 19,846 | 24,225 | 19,282 | 13,253 | 7,523 | 3,515 | 2,596 |
| XXXXX | S.T | 25,708 | 1,625 | 3,260 | 5,025 | 5,720 | 4,349 | 2,931 | 1,526 | 736 | 536 |
| | Sejong | 14,582 | 978 | 1,971 | 2,875 | 3,291 | 2,449 | 1,605 | 822 | 339 | 252 |
| | F | 11,126 | 647 | 1,289 | 2,150 | 2,429 | 1,900 | 1,326 | 704 | 397 | 284 |
| XXXXX | S.T | 2,590,795 | 129,077 | 299,177 | 507,881 | 583,702 | 478,153 | 310,740 | 161,364 | 72,340 | 48,361 |
| | Gyeonggi | 1,460,219 | 76,524 | 165,368 | 282,859 | 332,054 | 274,939 | 175,950 | 89,281 | 38,539 | 24,705 |
| | F | 1,130,576 | 52,553 | 133,809 | 225,022 | 251,648 | 203,214 | 134,790 | 72,083 | 33,801 | 23,656 |
| XXXXX | S.T | 364,416 | 21,417 | 44,743 | 72,142 | 82,931 | 63,180 | 41,647 | 21,750 | 9,811 | 6,795 |
| | Gangwon | 199,751 | 12,989 | 24,747 | 39,865 | 45,798 | 34,534 | 22,261 | 11,343 | 4,896 | 3,318 |
| | F | 164,665 | 8,428 | 19,996 | 32,277 | 37,133 | 28,646 | 19,386 | 10,407 | 4,915 | 3,477 |
| XXXXX | S.T | 397,578 | 20,649 | 45,855 | 76,767 | 90,397 | 71,058 | 47,886 | 25,141 | 11,618 | 8,207 |
| | Chungbuk | 218,270 | 12,261 | 25,796 | 42,356 | 50,174 | 39,029 | 25,856 | 13,136 | 5,805 | 3,857 |
| | F | 179,308 | 8,388 | 20,059 | 34,411 | 40,223 | 32,029 | 22,030 | 12,005 | 5,813 | 4,350 |
| XXXXX | S.T | 494,373 | 28,052 | 59,204 | 96,992 | 109,648 | 87,801 | 57,912 | 30,660 | 14,103 | 10,001 |
| | Chungnam | 281,421 | 17,292 | 34,320 | 55,369 | 63,053 | 50,658 | 32,222 | 16,449 | 7,221 | 4,837 |
| | F | 212,952 | 10,760 | 24,884 | 41,623 | 46,595 | 37,143 | 25,690 | 14,211 | 6,882 | 5,164 |
| XXXXX | S.T | 439,186 | 24,335 | 50,778 | 84,244 | 97,551 | 78,522 | 53,151 | 28,302 | 12,984 | 9,319 |
| | Jeonbuk | 234,014 | 14,594 | 27,937 | 45,697 | 52,449 | 41,640 | 27,282 | 14,144 | 6,119 | 4,152 |
| | F | 205,172 | 9,741 | 22,841 | 38,547 | 45,102 | 36,882 | 25,869 | 14,158 | 6,865 | 5,167 |
| XXXXX | S.T | 455,787 | 22,928 | 47,355 | 81,287 | 99,844 | 84,344 | 59,579 | 32,237 | 16,208 | 12,005 |
| | Jeonnam | 245,821 | 13,917 | 26,640 | 44,841 | 54,491 | 45,686 | 31,005 | 16,282 | 7,658 | 5,301 |
| | F | 209,966 | 9,011 | 20,715 | 36,446 | 45,353 | 38,658 | 28,574 | 15,955 | 8,550 | 6,704 |
| XXXXX | S.T | 681,427 | 35,813 | 79,635 | 132,696 | 153,110 | 124,579 | 81,455 | 42,257 | 19,155 | 12,727 |
| | Gyeongbuk | 380,315 | 21,911 | 45,354 | 75,128 | 86,557 | 69,355 | 44,276 | 22,244 | 9,509 | 5,981 |
| | F | 301,112 | 13,902 | 34,281 | 57,568 | 66,553 | 55,224 | 37,179 | 20,013 | 9,646 | 6,746 |
| XXXXX | S.T | 805,224 | 37,293 | 86,805 | 152,307 | 180,768 | 150,805 | 102,370 | 52,832 | 25,015 | 17,029 |
| | Gyeongnam | 472,153 | 23,568 | 51,540 | 90,014 | 107,164 | 89,015 | 59,139 | 29,537 | 13,511 | 8,665 |
| | F | 333,071 | 13,725 | 35,265 | 62,293 | 73,604 | 61,790 | 43,231 | 23,295 | 11,504 | 8,364 |
| XXXXX | S.T | 119,307 | 5,605 | 12,853 | 22,306 | 27,292 | 22,355 | 15,266 | 7,874 | 3,543 | 2,213 |
| | Jeju | 60,348 | 3,067 | 6,179 | 10,784 | 13,857 | 11,430 | 8,037 | 4,104 | 1,759 | 1,131 |
| | F | 58,959 | 2,538 | 6,674 | 11,522 | 13,435 | 10,925 | 7,229 | 3,770 | 1,784 | 1,082 |

Note : 1) Based on Resident Registration Address

2) Examinees who do not have check-up results or considered as error values by correction guidelines are excluded

제 VII-18 표

Table VII-18

Statistics on Total Cholesterol Distribution by Age

단위 : mg/dL, Person

| XXXXX Division | | Total | il hX less than 140 | il hei nq | inhei oq | iphei qq | qhhej iq | jj hej kq | jl hej nq | jnhej oq | j phX 280 and over |
|---------------------|-------|------------|---------------------------|-----------|-----------|-----------|-----------|-----------|-----------|----------|--------------------------|
| Total | Total | 11,417,398 | 576,159 | 1,301,711 | 2,214,567 | 2,576,675 | 2,090,424 | 1,386,987 | 719,982 | 328,512 | 222,381 |
| | M | 6,276,178 | 339,931 | 711,869 | 1,211,854 | 1,431,053 | 1,166,271 | 758,872 | 381,900 | 167,204 | 107,224 |
| | F | 5,141,220 | 236,228 | 589,842 | 1,002,713 | 1,145,622 | 924,153 | 628,115 | 338,082 | 161,308 | 115,157 |
| iq X 19 or less | S.T | 25,849 | 5,169 | 7,380 | 6,794 | 3,996 | 1,626 | 606 | 197 | 51 | 30 |
| | M | 11,875 | 3,336 | 3,702 | 2,691 | 1,373 | 485 | 192 | 69 | 19 | 8 |
| | F | 13,974 | 1,833 | 3,678 | 4,103 | 2,623 | 1,141 | 414 | 128 | 32 | 22 |
| jhXX Xl | S.T | 289,825 | 36,087 | 70,491 | 82,132 | 57,583 | 27,106 | 10,847 | 3,600 | 1,229 | 750 |
| | M | 127,683 | 18,947 | 31,914 | 34,644 | 23,770 | 11,205 | 4,711 | 1,571 | 599 | 322 |
| | F | 162,142 | 17,140 | 38,577 | 47,488 | 33,813 | 15,901 | 6,136 | 2,029 | 630 | 428 |
| jnXX Xq | S.T | 861,307 | 66,446 | 160,237 | 228,417 | 197,650 | 115,934 | 56,088 | 22,159 | 8,732 | 5,644 |
| | M | 480,213 | 35,523 | 82,396 | 120,165 | 110,820 | 70,408 | 36,525 | 15,069 | 5,861 | 3,446 |
| | F | 381,094 | 30,923 | 77,841 | 108,252 | 86,830 | 45,526 | 19,563 | 7,090 | 2,871 | 2,198 |
| khXX Xl | S.T | 1,181,797 | 63,083 | 166,049 | 272,180 | 280,772 | 197,238 | 112,765 | 52,290 | 22,447 | 14,973 |
| | M | 791,325 | 34,563 | 94,637 | 168,235 | 190,288 | 145,106 | 87,819 | 41,699 | 17,910 | 11,068 |
| | F | 390,472 | 28,520 | 71,412 | 103,945 | 90,484 | 52,132 | 24,946 | 10,591 | 4,537 | 3,905 |
| knXX Xq | S.T | 1,083,131 | 44,769 | 126,108 | 226,124 | 257,728 | 199,427 | 124,517 | 60,802 | 26,397 | 17,259 |
| | M | 751,248 | 24,504 | 71,119 | 139,947 | 176,827 | 149,878 | 100,258 | 51,170 | 22,656 | 14,889 |
| | F | 331,883 | 20,265 | 54,989 | 86,177 | 80,901 | 49,549 | 24,259 | 9,632 | 3,741 | 2,370 |
| lhXX Xl | S.T | 1,274,514 | 46,747 | 131,855 | 251,594 | 305,863 | 247,442 | 157,520 | 78,232 | 33,728 | 21,533 |
| | M | 711,835 | 21,945 | 60,532 | 122,443 | 163,513 | 146,887 | 101,702 | 54,124 | 24,524 | 16,165 |
| | F | 562,679 | 24,802 | 71,323 | 129,151 | 142,350 | 100,555 | 55,818 | 24,108 | 9,204 | 5,368 |
| lnXX Xq | S.T | 1,361,303 | 46,174 | 125,134 | 247,841 | 321,455 | 275,026 | 183,549 | 93,784 | 41,404 | 26,936 |
| | M | 750,963 | 26,032 | 64,394 | 127,632 | 171,637 | 154,360 | 107,291 | 56,899 | 25,682 | 17,036 |
| | F | 610,340 | 20,142 | 60,740 | 120,209 | 149,818 | 120,666 | 76,258 | 36,885 | 15,722 | 9,900 |
| nhXX Xl | S.T | 1,759,425 | 59,238 | 142,219 | 282,681 | 387,933 | 359,633 | 263,573 | 146,691 | 69,457 | 48,000 |
| | M | 893,759 | 38,285 | 83,305 | 155,096 | 201,961 | 178,437 | 123,510 | 65,096 | 29,009 | 19,060 |
| | F | 865,666 | 20,953 | 58,914 | 127,585 | 185,972 | 181,196 | 140,063 | 81,595 | 40,448 | 28,940 |
| mnXX Xq | S.T | 1,152,089 | 48,115 | 98,861 | 183,773 | 246,690 | 229,632 | 170,723 | 95,771 | 46,427 | 32,097 |
| | M | 610,527 | 33,845 | 63,412 | 110,454 | 137,509 | 117,770 | 78,885 | 39,846 | 17,802 | 11,004 |
| | F | 541,562 | 14,270 | 35,449 | 73,319 | 109,181 | 111,862 | 91,838 | 55,925 | 28,625 | 21,093 |
| nhXX Xl | S.T | 1,052,895 | 56,074 | 104,235 | 177,616 | 224,604 | 199,677 | 144,867 | 80,942 | 38,298 | 26,582 |
| | M | 508,611 | 36,903 | 61,362 | 97,700 | 114,035 | 91,336 | 58,595 | 28,989 | 12,155 | 7,536 |
| | F | 544,284 | 19,171 | 42,873 | 79,916 | 110,569 | 108,341 | 86,272 | 51,953 | 26,143 | 19,046 |
| nnXX Xq | S.T | 322,396 | 21,730 | 37,463 | 58,767 | 69,217 | 57,814 | 39,781 | 21,086 | 9,769 | 6,769 |
| | M | 167,859 | 14,924 | 23,134 | 34,068 | 37,378 | 28,172 | 17,041 | 8,003 | 3,158 | 1,981 |
| | F | 154,537 | 6,806 | 14,329 | 24,699 | 31,839 | 29,642 | 22,740 | 13,083 | 6,611 | 4,788 |
| ohXX Xl | S.T | 648,099 | 48,379 | 78,942 | 119,793 | 138,143 | 112,527 | 76,893 | 40,729 | 19,206 | 13,487 |
| | M | 298,799 | 30,662 | 44,171 | 61,920 | 65,394 | 47,174 | 28,157 | 12,923 | 5,236 | 3,162 |
| | F | 349,300 | 17,717 | 34,771 | 57,873 | 72,749 | 65,353 | 48,736 | 27,806 | 13,970 | 10,325 |
| onXX Xq | S.T | 245,045 | 20,007 | 31,248 | 46,134 | 51,818 | 41,255 | 27,830 | 14,718 | 6,994 | 5,041 |
| | M | 107,954 | 12,335 | 16,984 | 22,965 | 23,369 | 16,114 | 9,185 | 4,220 | 1,748 | 1,034 |
| | F | 137,091 | 7,672 | 14,264 | 23,169 | 28,449 | 25,141 | 18,645 | 10,498 | 5,246 | 4,007 |
| phXX Xl | S.T | 128,687 | 10,856 | 16,823 | 24,525 | 26,822 | 21,432 | 14,394 | 7,440 | 3,620 | 2,775 |
| | M | 51,755 | 6,416 | 8,630 | 11,237 | 10,831 | 7,436 | 4,207 | 1,856 | 707 | 435 |
| | F | 76,932 | 4,440 | 8,193 | 13,288 | 15,991 | 13,996 | 10,187 | 5,584 | 2,913 | 2,340 |
| pm X 85 and over | S.T | 31,036 | 3,285 | 4,666 | 6,196 | 6,401 | 4,655 | 3,034 | 1,541 | 753 | 505 |
| | M | 11,772 | 1,711 | 2,177 | 2,657 | 2,348 | 1,503 | 794 | 366 | 138 | 78 |
| | F | 19,264 | 1,574 | 2,489 | 3,539 | 4,053 | 3,152 | 2,240 | 1,175 | 615 | 427 |

Note : 1) Based on Age at the End of the Year

2) Examinees who do not have check-up results or considered as error values by correction guidelines are excluded

Table VII-19

Statistics on HDL Cholesterol Distribution by Province

XX a
(Unit : mg/dL, Person)

| Division | | Total | 3hX less than 30 | khekq | l hel q | nhenq | nhenq | oheoq | phepq | 9hX q0 and over |
|--------------|--------------|-------------------|---------------------|------------------|------------------|------------------|------------------|------------------|----------------|--------------------|
| Total | Total | 11,418,012 | 88,060 | 1,118,349 | 3,064,509 | 3,282,265 | 2,195,716 | 1,046,381 | 409,534 | 213,198 |
| | M | 6,276,653 | 67,559 | 833,944 | 2,043,362 | 1,781,582 | 968,775 | 381,000 | 131,395 | 69,036 |
| | F | 5,141,359 | 20,501 | 284,405 | 1,021,147 | 1,500,683 | 1,226,941 | 665,381 | 278,139 | 144,162 |
| Seoul | S.T | 2,075,882 | 13,049 | 190,472 | 538,205 | 589,401 | 412,937 | 206,133 | 83,135 | 42,550 |
| | M | 1,067,589 | 10,086 | 140,756 | 348,758 | 303,381 | 165,301 | 65,465 | 22,543 | 11,299 |
| | F | 1,008,293 | 2,963 | 49,716 | 189,447 | 286,020 | 247,636 | 140,668 | 60,592 | 31,251 |
| Busan | S.T | 822,295 | 6,231 | 80,576 | 220,394 | 230,986 | 157,641 | 78,941 | 31,491 | 16,035 |
| | M | 439,794 | 4,758 | 60,072 | 143,867 | 123,013 | 66,784 | 27,140 | 9,371 | 4,789 |
| | F | 382,501 | 1,473 | 20,504 | 76,527 | 107,973 | 90,857 | 51,801 | 22,120 | 11,246 |
| Daegu | S.T | 558,476 | 3,737 | 47,038 | 143,180 | 169,384 | 112,520 | 52,195 | 20,274 | 10,148 |
| | M | 298,604 | 2,831 | 35,172 | 96,787 | 89,621 | 47,623 | 17,782 | 6,012 | 2,776 |
| | F | 259,872 | 906 | 11,866 | 46,393 | 79,763 | 64,897 | 34,413 | 14,262 | 7,372 |
| Incheon | S.T | 617,697 | 4,105 | 60,553 | 165,167 | 176,458 | 119,893 | 57,581 | 22,365 | 11,575 |
| | M | 346,831 | 3,251 | 46,281 | 111,688 | 98,068 | 54,422 | 21,806 | 7,469 | 3,846 |
| | F | 270,866 | 854 | 14,272 | 53,479 | 78,390 | 65,471 | 35,775 | 14,896 | 7,729 |
| Gwangju | S.T | 315,582 | 2,750 | 31,824 | 89,386 | 96,184 | 56,028 | 25,522 | 8,909 | 4,979 |
| | M | 169,529 | 2,086 | 23,752 | 60,443 | 47,604 | 22,782 | 8,718 | 2,630 | 1,514 |
| | F | 146,053 | 664 | 8,072 | 28,943 | 48,580 | 33,246 | 16,804 | 6,279 | 3,465 |
| Daejeon | S.T | 352,723 | 2,377 | 29,936 | 92,630 | 108,718 | 67,458 | 31,201 | 12,095 | 8,308 |
| | M | 191,448 | 1,842 | 22,179 | 64,147 | 56,400 | 29,016 | 10,800 | 3,596 | 3,468 |
| | F | 161,275 | 535 | 7,757 | 28,483 | 52,318 | 38,442 | 20,401 | 8,499 | 4,840 |
| Ulsan | S.T | 301,138 | 2,632 | 32,101 | 85,243 | 89,557 | 54,128 | 24,252 | 8,874 | 4,351 |
| | M | 195,643 | 2,284 | 26,928 | 65,348 | 55,599 | 28,837 | 11,176 | 3,705 | 1,766 |
| | F | 105,495 | 348 | 5,173 | 19,895 | 33,958 | 25,291 | 13,076 | 5,169 | 2,585 |
| Sejong | S.T | 25,709 | 251 | 2,722 | 7,128 | 7,413 | 4,813 | 2,117 | 843 | 422 |
| | M | 14,583 | 184 | 1,936 | 4,701 | 4,079 | 2,314 | 878 | 324 | 167 |
| | F | 11,126 | 67 | 786 | 2,427 | 3,334 | 2,499 | 1,239 | 519 | 255 |
| Gyeonggi | S.T | 2,590,916 | 19,375 | 258,050 | 690,270 | 729,974 | 503,675 | 242,135 | 97,234 | 50,203 |
| | M | 1,460,314 | 15,270 | 197,611 | 470,267 | 411,099 | 228,112 | 90,195 | 31,693 | 16,067 |
| | F | 1,130,602 | 4,105 | 60,439 | 220,003 | 318,875 | 275,563 | 151,940 | 65,541 | 34,136 |
| Gangwon | S.T | 364,443 | 2,871 | 36,958 | 102,306 | 105,043 | 68,353 | 31,095 | 11,887 | 5,930 |
| | M | 199,772 | 2,133 | 26,354 | 66,086 | 55,971 | 30,792 | 12,124 | 4,242 | 2,070 |
| | F | 164,671 | 738 | 10,604 | 36,220 | 49,072 | 37,561 | 18,971 | 7,645 | 3,860 |
| Chungbuk | S.T | 397,598 | 4,407 | 41,476 | 107,723 | 111,939 | 75,779 | 35,481 | 13,780 | 7,013 |
| | M | 218,277 | 3,228 | 29,826 | 69,548 | 61,027 | 33,975 | 13,401 | 4,714 | 2,558 |
| | F | 179,321 | 1,179 | 11,650 | 38,175 | 50,912 | 41,804 | 22,080 | 9,066 | 4,455 |
| Chungnam | S.T | 494,414 | 5,190 | 53,235 | 132,035 | 138,965 | 93,072 | 44,572 | 17,549 | 9,796 |
| | M | 281,450 | 3,870 | 38,385 | 87,571 | 78,126 | 44,736 | 18,471 | 6,609 | 3,682 |
| | F | 212,964 | 1,320 | 14,850 | 44,464 | 60,839 | 48,336 | 26,101 | 10,940 | 6,114 |
| Jeonbuk | S.T | 439,226 | 3,852 | 47,841 | 123,910 | 126,234 | 83,110 | 34,588 | 12,948 | 6,743 |
| | M | 234,048 | 2,746 | 33,378 | 77,386 | 64,959 | 36,000 | 12,805 | 4,346 | 2,428 |
| | F | 205,178 | 1,106 | 14,463 | 46,524 | 61,275 | 47,110 | 21,783 | 8,602 | 4,315 |
| Jeonnam | S.T | 455,855 | 4,225 | 46,787 | 125,677 | 130,356 | 84,079 | 39,916 | 15,673 | 9,142 |
| | M | 245,875 | 3,061 | 32,641 | 79,153 | 68,746 | 37,711 | 15,620 | 5,631 | 3,312 |
| | F | 209,980 | 1,164 | 14,146 | 46,524 | 61,610 | 46,368 | 24,296 | 10,042 | 5,830 |
| Gyeongbuk | S.T | 681,465 | 5,733 | 69,576 | 192,018 | 201,049 | 124,380 | 57,092 | 21,130 | 10,487 |
| | M | 380,343 | 4,273 | 50,653 | 125,475 | 109,844 | 56,517 | 22,141 | 7,534 | 3,906 |
| | F | 301,122 | 1,460 | 18,923 | 66,543 | 91,205 | 67,863 | 34,951 | 13,596 | 6,581 |
| Gyeongnam | S.T | 805,277 | 6,417 | 78,423 | 217,236 | 235,959 | 155,051 | 72,152 | 26,861 | 13,178 |
| | M | 472,198 | 4,969 | 60,178 | 151,525 | 136,845 | 75,115 | 29,004 | 9,801 | 4,761 |
| | F | 333,079 | 1,448 | 18,245 | 65,711 | 99,114 | 79,936 | 43,148 | 17,060 | 8,417 |
| Jeju | S.T | 119,316 | 858 | 10,781 | 32,001 | 34,645 | 22,799 | 11,408 | 4,486 | 2,338 |
| | M | 60,355 | 687 | 7,842 | 20,612 | 17,200 | 8,738 | 3,474 | 1,175 | 627 |
| | F | 58,961 | 171 | 2,939 | 11,389 | 17,445 | 14,061 | 7,934 | 3,311 | 1,711 |

Note : 1) Based on Resident Registration Address

2) Examinees who do not have check-up results or considered as error values by correction guidelines are excluded

제 VII-20 표

: 6>

Table VII-20

Statistics on HDL Cholesterol Distribution by Age

단위 : mg/dL, Person

| 구분 | Division | Total | 3hX less than 30 | 4hX 30-39 | 5hX 40-49 | 6hX 50-59 | 7hX 60-69 | 8hX 70-79 | 9hX 80-89 | 10hX 90 and over |
|-------|----------|------------|---------------------|--------------|--------------|--------------|--------------|--------------|--------------|---------------------|
| 총합 | Total | 11,418,012 | 88,060 | 1,118,349 | 3,064,509 | 3,282,265 | 2,195,716 | 1,046,381 | 409,534 | 213,198 |
| 남성 | M | 6,276,653 | 67,559 | 833,944 | 2,043,362 | 1,781,582 | 968,775 | 381,000 | 131,395 | 69,036 |
| 여성 | F | 5,141,359 | 20,501 | 284,405 | 1,021,147 | 1,500,683 | 1,226,941 | 665,381 | 278,139 | 144,162 |
| 19 이하 | S.T | 25,850 | 36 | 1,138 | 5,214 | 8,211 | 6,473 | 3,178 | 1,114 | 486 |
| | M | 11,876 | 20 | 817 | 3,335 | 4,100 | 2,405 | 863 | 240 | 96 |
| | F | 13,974 | 16 | 321 | 1,879 | 4,111 | 4,068 | 2,315 | 874 | 390 |
| 20-29 | S.T | 289,830 | 590 | 11,219 | 50,157 | 83,558 | 75,883 | 42,136 | 17,738 | 8,549 |
| | M | 127,691 | 464 | 8,468 | 32,500 | 42,103 | 28,066 | 11,089 | 3,531 | 1,470 |
| | F | 162,139 | 126 | 2,751 | 17,657 | 41,455 | 47,817 | 31,047 | 14,207 | 7,079 |
| 30-39 | S.T | 861,299 | 2,762 | 45,752 | 175,590 | 247,900 | 203,846 | 113,075 | 47,518 | 24,856 |
| | M | 480,212 | 2,432 | 39,689 | 136,383 | 153,405 | 93,418 | 37,489 | 11,981 | 5,415 |
| | F | 381,087 | 330 | 6,063 | 39,207 | 94,495 | 110,428 | 75,586 | 35,537 | 19,441 |
| 40-49 | S.T | 1,181,783 | 6,212 | 99,944 | 308,504 | 344,322 | 236,261 | 116,049 | 46,528 | 23,963 |
| | M | 791,317 | 5,732 | 90,176 | 256,304 | 239,293 | 128,212 | 48,643 | 15,696 | 7,261 |
| | F | 390,466 | 480 | 9,768 | 52,200 | 105,029 | 108,049 | 67,406 | 30,832 | 16,702 |
| 50-59 | S.T | 1,083,146 | 7,149 | 110,169 | 307,486 | 312,383 | 200,294 | 92,734 | 34,966 | 17,965 |
| | M | 751,258 | 6,608 | 99,557 | 255,120 | 217,144 | 111,176 | 41,574 | 13,293 | 6,786 |
| | F | 331,888 | 541 | 10,612 | 52,366 | 95,239 | 89,118 | 51,160 | 21,673 | 11,179 |
| 60-69 | S.T | 1,274,526 | 8,217 | 120,866 | 341,298 | 367,705 | 247,884 | 119,023 | 45,907 | 23,626 |
| | M | 711,842 | 6,782 | 96,964 | 238,977 | 201,414 | 105,366 | 40,921 | 14,031 | 7,387 |
| | F | 562,684 | 1,435 | 23,902 | 102,321 | 166,291 | 142,518 | 78,102 | 31,876 | 16,239 |
| 70-79 | S.T | 1,361,327 | 9,478 | 132,791 | 367,050 | 390,687 | 262,238 | 124,742 | 48,795 | 25,546 |
| | M | 750,973 | 7,698 | 104,461 | 251,426 | 209,918 | 111,103 | 42,953 | 15,072 | 8,342 |
| | F | 610,354 | 1,780 | 28,330 | 115,624 | 180,769 | 151,135 | 81,789 | 33,723 | 17,204 |
| 80-89 | S.T | 1,759,508 | 13,292 | 172,196 | 468,856 | 503,202 | 338,583 | 163,364 | 64,879 | 35,136 |
| | M | 893,824 | 10,378 | 126,660 | 296,318 | 246,400 | 131,470 | 53,070 | 18,830 | 10,698 |
| | F | 865,684 | 2,914 | 45,536 | 172,538 | 256,802 | 207,113 | 110,294 | 46,049 | 24,438 |
| 90 이상 | S.T | 1,152,175 | 10,114 | 124,299 | 324,500 | 331,122 | 209,513 | 95,913 | 37,021 | 19,693 |
| | M | 610,598 | 7,793 | 88,741 | 201,299 | 165,888 | 89,863 | 36,392 | 13,196 | 7,426 |
| | F | 541,577 | 2,321 | 35,558 | 123,201 | 165,234 | 119,650 | 59,521 | 23,825 | 12,267 |
| 19 이하 | S.T | 1,053,016 | 10,555 | 119,884 | 306,309 | 304,563 | 185,609 | 80,606 | 29,946 | 15,544 |
| | M | 508,711 | 7,480 | 76,406 | 167,207 | 135,600 | 74,648 | 29,882 | 11,196 | 6,292 |
| | F | 544,305 | 3,075 | 43,478 | 139,102 | 168,963 | 110,961 | 50,724 | 18,750 | 9,252 |
| 20-29 | S.T | 322,437 | 3,787 | 39,224 | 95,317 | 92,233 | 55,179 | 23,458 | 8,767 | 4,472 |
| | M | 167,889 | 2,720 | 25,280 | 54,222 | 44,463 | 24,872 | 10,231 | 3,927 | 2,174 |
| | F | 154,548 | 1,067 | 13,944 | 41,095 | 47,770 | 30,307 | 13,227 | 4,840 | 2,298 |
| 30-39 | S.T | 648,237 | 8,622 | 83,617 | 193,804 | 184,310 | 108,315 | 44,893 | 16,309 | 8,367 |
| | M | 298,906 | 5,571 | 47,888 | 96,379 | 77,809 | 43,287 | 17,615 | 6,622 | 3,735 |
| | F | 349,331 | 3,051 | 35,729 | 97,425 | 106,501 | 65,028 | 27,278 | 9,687 | 4,632 |
| 40-49 | S.T | 245,102 | 3,916 | 33,599 | 72,956 | 68,707 | 40,121 | 16,534 | 6,184 | 3,085 |
| | M | 107,993 | 2,319 | 17,970 | 34,250 | 27,775 | 15,587 | 6,430 | 2,414 | 1,248 |
| | F | 137,109 | 1,597 | 15,629 | 38,706 | 40,932 | 24,534 | 10,104 | 3,770 | 1,837 |
| 50-59 | S.T | 128,729 | 2,413 | 18,427 | 37,934 | 35,576 | 20,832 | 8,785 | 3,176 | 1,586 |
| | M | 51,785 | 1,216 | 8,779 | 15,961 | 13,395 | 7,593 | 3,125 | 1,128 | 588 |
| | F | 76,944 | 1,197 | 9,648 | 21,973 | 22,181 | 13,239 | 5,660 | 2,048 | 998 |
| 60-69 | S.T | 31,047 | 917 | 5,224 | 9,534 | 7,786 | 4,685 | 1,891 | 686 | 324 |
| | M | 11,778 | 346 | 2,088 | 3,681 | 2,875 | 1,709 | 723 | 238 | 118 |
| | F | 19,269 | 571 | 3,136 | 5,853 | 4,911 | 2,976 | 1,168 | 448 | 206 |

Note : 1) Based on Age at the End of the Year

2) Examinees who do not have check-up results or considered as error values by correction guidelines are excluded

Table VII-21

Statistics on Triglyceride Distribution by Province

XX a
(Unit : mg/dL, Person)

| Division | | Total | nhX less than 50 | nheqq | i hhe i l q | i nhe i qq | j hhej qq | khhekqq | l hhe l qq | nhhX 500 and over |
|--------------|--------------|-------------------|---------------------|------------------|------------------|------------------|------------------|----------------|----------------|-------------------------|
| Total | Total | 11,418,043 | 828,573 | 4,327,639 | 2,995,514 | 1,524,231 | 1,157,706 | 350,257 | 112,421 | 121,702 |
| | M | 6,276,666 | 273,206 | 1,968,033 | 1,729,259 | 998,184 | 836,145 | 275,108 | 92,377 | 104,354 |
| | F | 5,141,377 | 555,367 | 2,359,606 | 1,266,255 | 526,047 | 321,561 | 75,149 | 20,044 | 17,348 |
| Seoul | S.T | 2,075,886 | 167,470 | 827,809 | 533,658 | 262,527 | 192,610 | 55,519 | 17,899 | 18,394 |
| | M | 1,067,591 | 46,941 | 342,414 | 296,203 | 169,061 | 138,691 | 43,620 | 14,689 | 15,972 |
| | F | 1,008,295 | 120,529 | 485,395 | 237,455 | 93,466 | 53,919 | 11,899 | 3,210 | 2,422 |
| Busan | S.T | 822,297 | 67,428 | 322,778 | 212,060 | 104,281 | 77,698 | 23,281 | 7,137 | 7,634 |
| | M | 439,795 | 21,674 | 141,692 | 120,689 | 68,112 | 56,668 | 18,372 | 5,942 | 6,646 |
| | F | 382,502 | 45,754 | 181,086 | 91,371 | 36,169 | 21,030 | 4,909 | 1,195 | 988 |
| Daegu | S.T | 558,478 | 39,919 | 214,999 | 147,245 | 73,941 | 55,558 | 17,064 | 4,869 | 4,883 |
| | M | 298,606 | 12,336 | 93,480 | 83,512 | 48,053 | 39,656 | 13,322 | 4,031 | 4,216 |
| | F | 259,872 | 27,583 | 121,519 | 63,733 | 25,888 | 15,902 | 3,742 | 838 | 667 |
| Incheon | S.T | 617,702 | 45,213 | 227,327 | 161,776 | 84,106 | 65,354 | 20,340 | 6,410 | 7,176 |
| | M | 346,835 | 15,225 | 104,536 | 94,603 | 56,235 | 48,156 | 16,294 | 5,474 | 6,312 |
| | F | 270,867 | 29,988 | 122,791 | 67,173 | 27,871 | 17,198 | 4,046 | 936 | 864 |
| Gwangju | S.T | 315,583 | 25,497 | 119,811 | 82,347 | 40,466 | 31,477 | 9,857 | 2,932 | 3,196 |
| | M | 169,529 | 7,682 | 52,367 | 47,366 | 26,486 | 22,682 | 7,809 | 2,365 | 2,772 |
| | F | 146,054 | 17,815 | 67,444 | 34,981 | 13,980 | 8,795 | 2,048 | 567 | 424 |
| Daejeon | S.T | 352,722 | 22,955 | 129,293 | 94,313 | 49,043 | 37,941 | 11,363 | 3,802 | 4,012 |
| | M | 191,449 | 6,976 | 56,101 | 53,794 | 32,105 | 27,244 | 8,858 | 3,105 | 3,266 |
| | F | 161,273 | 15,979 | 73,192 | 40,519 | 16,938 | 10,697 | 2,505 | 697 | 746 |
| Ulsan | S.T | 301,138 | 20,403 | 111,985 | 79,674 | 40,977 | 31,822 | 9,847 | 3,360 | 3,070 |
| | M | 195,643 | 8,213 | 62,611 | 54,111 | 30,973 | 25,647 | 8,359 | 2,975 | 2,754 |
| | F | 105,495 | 12,190 | 49,374 | 25,563 | 10,004 | 6,175 | 1,488 | 385 | 316 |
| Sejong | S.T | 25,709 | 1,435 | 8,996 | 7,021 | 3,715 | 2,936 | 956 | 328 | 322 |
| | M | 14,583 | 532 | 4,378 | 4,032 | 2,373 | 2,029 | 704 | 257 | 278 |
| | F | 11,126 | 903 | 4,618 | 2,989 | 1,342 | 907 | 252 | 71 | 44 |
| Gyeonggi | S.T | 2,590,915 | 188,432 | 979,585 | 673,124 | 346,818 | 266,027 | 81,453 | 26,987 | 28,489 |
| | M | 1,460,308 | 62,395 | 451,390 | 399,774 | 234,736 | 198,443 | 65,735 | 22,702 | 25,133 |
| | F | 1,130,607 | 126,037 | 528,195 | 273,350 | 112,082 | 67,584 | 15,718 | 4,285 | 3,356 |
| Gangwon | S.T | 364,451 | 23,896 | 134,164 | 97,956 | 50,749 | 38,405 | 11,909 | 3,529 | 3,843 |
| | M | 199,776 | 8,698 | 62,198 | 54,995 | 31,849 | 26,864 | 9,089 | 2,807 | 3,276 |
| | F | 164,675 | 15,198 | 71,966 | 42,961 | 18,900 | 11,541 | 2,820 | 722 | 567 |
| Chungbuk | S.T | 397,600 | 23,789 | 143,964 | 106,159 | 56,060 | 44,558 | 14,161 | 4,425 | 4,484 |
| | M | 218,279 | 8,487 | 66,449 | 59,906 | 34,998 | 30,547 | 10,688 | 3,476 | 3,728 |
| | F | 179,321 | 15,302 | 77,515 | 46,253 | 21,062 | 14,011 | 3,473 | 949 | 756 |
| Chungnam | S.T | 494,415 | 27,986 | 178,504 | 132,847 | 71,374 | 55,292 | 16,825 | 5,704 | 5,883 |
| | M | 281,451 | 10,633 | 86,858 | 77,478 | 45,682 | 38,503 | 12,778 | 4,590 | 4,929 |
| | F | 212,964 | 17,353 | 91,646 | 55,369 | 25,692 | 16,789 | 4,047 | 1,114 | 954 |
| Jeonbuk | S.T | 439,224 | 28,191 | 158,757 | 121,227 | 61,591 | 46,699 | 13,831 | 4,457 | 4,471 |
| | M | 234,046 | 9,761 | 72,238 | 65,869 | 37,464 | 31,338 | 10,164 | 3,497 | 3,715 |
| | F | 205,178 | 18,430 | 86,519 | 55,358 | 24,127 | 15,361 | 3,667 | 960 | 756 |
| Jeonnam | S.T | 455,855 | 27,923 | 163,495 | 124,748 | 65,023 | 49,527 | 15,287 | 4,854 | 4,998 |
| | M | 245,875 | 10,519 | 77,123 | 67,966 | 38,918 | 32,614 | 11,024 | 3,597 | 4,114 |
| | F | 209,980 | 17,404 | 86,372 | 56,782 | 26,105 | 16,913 | 4,263 | 1,257 | 884 |
| Gyeongbuk | S.T | 681,468 | 46,704 | 246,126 | 182,785 | 94,578 | 71,392 | 21,209 | 6,970 | 11,704 |
| | M | 380,342 | 17,278 | 118,473 | 104,297 | 59,990 | 49,499 | 16,181 | 5,480 | 9,144 |
| | F | 301,126 | 29,426 | 127,653 | 78,488 | 34,588 | 21,893 | 5,028 | 1,490 | 2,560 |
| Gyeongnam | S.T | 805,282 | 56,921 | 310,192 | 210,463 | 106,084 | 80,975 | 24,687 | 7,878 | 8,082 |
| | M | 472,202 | 22,219 | 154,467 | 128,537 | 72,586 | 60,596 | 19,967 | 6,650 | 7,180 |
| | F | 333,080 | 34,702 | 155,725 | 81,926 | 33,498 | 20,379 | 4,720 | 1,228 | 902 |
| Jeju | S.T | 119,318 | 14,411 | 49,854 | 28,111 | 12,898 | 9,435 | 2,668 | 880 | 1,061 |
| | M | 60,356 | 3,637 | 21,258 | 16,127 | 8,563 | 6,968 | 2,144 | 740 | 919 |
| | F | 58,962 | 10,774 | 28,596 | 11,984 | 4,335 | 2,467 | 524 | 140 | 142 |

Note : 1) Based on Resident Registration Address

2) Examinees who do not have check-up results or considered
as error values by correction guidelines are excluded

제 VII-22 표

Table VII-22

Statistics on Triglyceride Distribution by Age

단위 : mg/dL, Person

| 구분 | Division | Total | nhX less than 50 | nheqq | i hhe i l q | i nhei qq | j hhej qq | khhekqq | l hhe l qq | nhhX 500 and over |
|--------------|--------------|-------------------|---------------------|------------------|------------------|------------------|------------------|----------------|----------------|-------------------------|
| Total | Total | 11,418,043 | 828,573 | 4,327,639 | 2,995,514 | 1,524,231 | 1,157,706 | 350,257 | 112,421 | 121,702 |
| | M | 6,276,666 | 273,206 | 1,968,033 | 1,729,259 | 998,184 | 836,145 | 275,108 | 92,377 | 104,354 |
| | F | 5,141,377 | 555,367 | 2,359,606 | 1,266,255 | 526,047 | 321,561 | 75,149 | 20,044 | 17,348 |
| 19 or less | S.T | 25,850 | 6,218 | 14,225 | 3,746 | 1,018 | 475 | 106 | 28 | 34 |
| | M | 11,876 | 2,620 | 6,136 | 2,042 | 623 | 322 | 81 | 23 | 29 |
| | F | 13,974 | 3,598 | 8,089 | 1,704 | 395 | 153 | 25 | 5 | 5 |
| 20~29 | S.T | 289,832 | 63,648 | 156,387 | 45,074 | 13,875 | 7,634 | 1,871 | 593 | 750 |
| | M | 127,691 | 20,424 | 63,216 | 26,145 | 9,540 | 5,794 | 1,508 | 471 | 593 |
| | F | 162,141 | 43,224 | 93,171 | 18,929 | 4,335 | 1,840 | 363 | 122 | 157 |
| 30~39 | S.T | 861,310 | 133,354 | 420,306 | 169,151 | 67,917 | 46,964 | 13,430 | 4,465 | 5,723 |
| | M | 480,220 | 40,542 | 202,202 | 120,778 | 55,261 | 40,319 | 11,822 | 4,048 | 5,248 |
| | F | 381,090 | 92,812 | 218,104 | 48,373 | 12,656 | 6,645 | 1,608 | 417 | 475 |
| 40~49 | S.T | 1,181,783 | 116,293 | 483,088 | 271,827 | 137,523 | 110,178 | 35,840 | 12,349 | 14,685 |
| | M | 791,317 | 38,798 | 265,578 | 211,124 | 118,486 | 98,754 | 33,039 | 11,588 | 13,950 |
| | F | 390,466 | 77,495 | 217,510 | 60,703 | 19,037 | 11,424 | 2,801 | 761 | 735 |
| 50~59 | S.T | 1,083,144 | 82,547 | 396,297 | 260,855 | 144,252 | 123,944 | 42,983 | 14,944 | 17,322 |
| | M | 751,255 | 25,592 | 210,503 | 202,514 | 126,639 | 114,203 | 40,819 | 14,296 | 16,689 |
| | F | 331,889 | 56,955 | 185,794 | 58,341 | 17,613 | 9,741 | 2,164 | 648 | 633 |
| 60~69 | S.T | 1,274,529 | 96,509 | 487,784 | 311,205 | 163,018 | 136,103 | 46,159 | 15,793 | 17,958 |
| | M | 711,843 | 22,475 | 189,100 | 191,148 | 123,284 | 114,069 | 41,081 | 14,297 | 16,389 |
| | F | 562,686 | 74,034 | 298,684 | 120,057 | 39,734 | 22,034 | 5,078 | 1,496 | 1,569 |
| 70~79 | S.T | 1,361,333 | 86,469 | 502,437 | 352,946 | 184,905 | 150,115 | 49,386 | 16,472 | 18,603 |
| | M | 750,976 | 23,196 | 198,815 | 206,257 | 131,093 | 118,927 | 41,871 | 14,327 | 16,490 |
| | F | 610,357 | 63,273 | 303,622 | 146,689 | 53,812 | 31,188 | 7,515 | 2,145 | 2,113 |
| 80~89 | S.T | 1,759,513 | 98,101 | 632,976 | 484,441 | 252,027 | 194,017 | 58,886 | 18,782 | 20,283 |
| | M | 893,826 | 30,344 | 252,017 | 249,403 | 153,380 | 132,875 | 44,355 | 14,892 | 16,560 |
| | F | 865,687 | 67,757 | 380,959 | 235,038 | 98,647 | 61,142 | 14,531 | 3,890 | 3,723 |
| 90~99 | S.T | 1,152,177 | 53,962 | 396,884 | 334,104 | 175,620 | 131,117 | 37,378 | 11,500 | 11,612 |
| | M | 610,598 | 21,562 | 181,065 | 175,435 | 103,015 | 85,225 | 26,526 | 8,602 | 9,168 |
| | F | 541,579 | 32,400 | 215,819 | 158,669 | 72,605 | 45,892 | 10,852 | 2,898 | 2,444 |
| 100 and over | S.T | 1,053,018 | 44,811 | 362,753 | 318,319 | 164,150 | 115,163 | 30,908 | 8,832 | 8,082 |
| | M | 508,712 | 19,857 | 161,941 | 149,657 | 83,507 | 63,698 | 18,713 | 5,662 | 5,677 |
| | F | 544,306 | 24,954 | 200,812 | 168,662 | 80,643 | 51,465 | 12,195 | 3,170 | 2,405 |
| Total | S.T | 322,438 | 12,385 | 111,670 | 100,658 | 50,838 | 34,095 | 8,583 | 2,289 | 1,920 |
| | M | 167,890 | 7,166 | 58,723 | 50,268 | 25,762 | 18,415 | 4,931 | 1,379 | 1,246 |
| | F | 154,548 | 5,219 | 52,947 | 50,390 | 25,076 | 15,680 | 3,652 | 910 | 674 |
| Total | S.T | 648,238 | 21,940 | 221,489 | 208,135 | 104,484 | 68,396 | 16,199 | 4,275 | 3,320 |
| | M | 298,906 | 12,882 | 109,305 | 91,177 | 44,548 | 29,758 | 7,418 | 2,042 | 1,776 |
| | F | 349,332 | 9,058 | 112,184 | 116,958 | 59,936 | 38,638 | 8,781 | 2,233 | 1,544 |
| Total | S.T | 245,102 | 7,516 | 84,430 | 80,863 | 39,540 | 24,921 | 5,488 | 1,394 | 950 |
| | M | 107,993 | 4,681 | 42,286 | 33,408 | 15,092 | 9,504 | 2,073 | 543 | 406 |
| | F | 137,109 | 2,835 | 42,144 | 47,455 | 24,448 | 15,417 | 3,415 | 851 | 544 |
| Total | S.T | 128,729 | 3,870 | 45,031 | 43,607 | 20,577 | 12,107 | 2,538 | 597 | 402 |
| | M | 51,785 | 2,466 | 21,700 | 16,308 | 6,647 | 3,608 | 754 | 184 | 118 |
| | F | 76,944 | 1,404 | 23,331 | 27,299 | 13,930 | 8,499 | 1,784 | 413 | 284 |
| Total | S.T | 31,047 | 950 | 11,882 | 10,583 | 4,487 | 2,477 | 502 | 108 | 58 |
| | M | 11,778 | 601 | 5,446 | 3,595 | 1,307 | 674 | 117 | 23 | 15 |
| | F | 19,269 | 349 | 6,436 | 6,988 | 3,180 | 1,803 | 385 | 85 | 43 |

Note : 1) Based on Age at the End of the Year

2) Examinees who do not have check-up results or considered as error values by correction guidelines are excluded

Table VII-23

Statistics on LDL Cholesterol Distribution by Province

XX⁰⁰ 91 dX a
(Unit : mg/dL, Person)

| XXXX | | Total | 7hX less than 70 | oheqq | i hhei j q | i khei nq | i nhei pq | 190X 190 and over |
|--------------|--------------|-------------------|---------------------|------------------|------------------|------------------|----------------|----------------------|
| Division | | | | | | | | |
| Total | Total | 11,183,552 | 864,667 | 3,062,848 | 3,956,939 | 2,312,071 | 767,445 | 219,582 |
| | M | 6,091,806 | 513,947 | 1,638,808 | 2,183,786 | 1,263,324 | 392,183 | 99,758 |
| | F | 5,091,746 | 350,720 | 1,424,040 | 1,773,153 | 1,048,747 | 375,262 | 119,824 |
| XXXX | S.T | 2,038,436 | 150,027 | 563,542 | 728,676 | 422,574 | 136,784 | 36,833 |
| Seoul | M | 1,038,917 | 83,928 | 275,746 | 377,293 | 220,046 | 66,186 | 15,718 |
| | F | 999,519 | 66,099 | 287,796 | 351,383 | 202,528 | 70,598 | 21,115 |
| XXXX | S.T | 793,794 | 52,989 | 203,025 | 280,771 | 176,494 | 61,789 | 18,726 |
| Busan | M | 419,541 | 30,893 | 106,633 | 151,553 | 92,964 | 29,667 | 7,831 |
| | F | 374,253 | 22,096 | 96,392 | 129,218 | 83,530 | 32,122 | 10,895 |
| XXXX | S.T | 549,541 | 45,390 | 157,990 | 193,784 | 107,616 | 34,984 | 9,777 |
| Daegu | M | 291,202 | 26,032 | 82,404 | 104,059 | 56,984 | 17,389 | 4,334 |
| | F | 258,339 | 19,358 | 75,586 | 89,725 | 50,632 | 17,595 | 5,443 |
| XXXX | S.T | 606,306 | 49,599 | 169,854 | 213,701 | 122,303 | 39,456 | 11,393 |
| Incheon | M | 337,894 | 29,987 | 92,737 | 120,744 | 68,711 | 20,514 | 5,201 |
| | F | 268,412 | 19,612 | 77,117 | 92,957 | 53,592 | 18,942 | 6,192 |
| XXXX | S.T | 310,963 | 23,203 | 82,620 | 113,464 | 62,913 | 22,308 | 6,455 |
| Gwangju | M | 165,793 | 13,395 | 42,552 | 61,163 | 34,200 | 11,441 | 3,042 |
| | F | 145,170 | 9,808 | 40,068 | 52,301 | 28,713 | 10,867 | 3,413 |
| XXXX | S.T | 345,794 | 31,963 | 103,323 | 121,389 | 64,063 | 19,607 | 5,449 |
| Daejeon | M | 185,871 | 17,373 | 53,513 | 66,727 | 35,519 | 10,267 | 2,472 |
| | F | 159,923 | 14,590 | 49,810 | 54,662 | 28,544 | 9,340 | 2,977 |
| XXXX | S.T | 297,288 | 18,592 | 73,763 | 106,639 | 67,753 | 23,807 | 6,734 |
| Ulsan | M | 192,409 | 12,557 | 46,714 | 69,443 | 44,712 | 15,163 | 3,820 |
| | F | 104,879 | 6,035 | 27,049 | 37,196 | 23,041 | 8,644 | 2,914 |
| XXXX | S.T | 25,162 | 2,370 | 7,345 | 8,707 | 4,771 | 1,507 | 462 |
| Sejong | M | 14,154 | 1,495 | 4,200 | 4,977 | 2,575 | 721 | 186 |
| | F | 11,008 | 875 | 3,145 | 3,730 | 2,196 | 786 | 276 |
| XXXX | S.T | 2,535,571 | 199,793 | 707,416 | 899,274 | 518,204 | 165,633 | 45,251 |
| Gyeonggi | M | 1,415,929 | 120,152 | 385,004 | 509,129 | 292,051 | 88,124 | 21,469 |
| | F | 1,119,642 | 79,641 | 322,412 | 390,145 | 226,153 | 77,509 | 23,782 |
| XXXX | S.T | 357,602 | 31,587 | 101,418 | 125,730 | 70,077 | 22,509 | 6,281 |
| Gangwon | M | 194,265 | 19,375 | 55,368 | 68,513 | 36,976 | 11,247 | 2,786 |
| | F | 163,337 | 12,212 | 46,050 | 57,217 | 33,101 | 11,262 | 3,495 |
| XXXX | S.T | 390,199 | 31,070 | 109,009 | 137,497 | 78,958 | 26,173 | 7,492 |
| Chungbuk | M | 212,567 | 18,503 | 59,363 | 75,715 | 42,567 | 13,090 | 3,329 |
| | F | 177,632 | 12,567 | 49,646 | 61,782 | 36,391 | 13,083 | 4,163 |
| XXXX | S.T | 485,870 | 43,784 | 139,202 | 168,502 | 94,826 | 30,603 | 8,953 |
| Chungnam | M | 274,646 | 27,092 | 78,748 | 96,522 | 52,645 | 15,665 | 3,974 |
| | F | 211,224 | 16,692 | 60,454 | 71,980 | 42,181 | 14,938 | 4,979 |
| XXXX | S.T | 432,911 | 36,348 | 117,120 | 149,857 | 89,315 | 30,852 | 9,419 |
| Jeonbuk | M | 229,231 | 22,094 | 62,944 | 80,109 | 45,569 | 14,629 | 3,886 |
| | F | 203,680 | 14,254 | 54,176 | 69,748 | 43,746 | 16,223 | 5,533 |
| XXXX | S.T | 441,780 | 33,988 | 110,845 | 153,004 | 96,981 | 35,535 | 11,427 |
| Jeonnam | M | 233,817 | 20,399 | 59,484 | 82,022 | 50,124 | 17,024 | 4,764 |
| | F | 207,963 | 13,589 | 51,361 | 70,982 | 46,857 | 18,511 | 6,663 |
| XXXX | S.T | 669,832 | 51,719 | 179,737 | 234,827 | 140,461 | 48,134 | 14,954 |
| Gyeongbuk | M | 370,924 | 31,781 | 99,146 | 130,827 | 76,839 | 24,953 | 7,378 |
| | F | 298,908 | 19,938 | 80,591 | 104,000 | 63,622 | 23,181 | 7,576 |
| XXXX | S.T | 784,591 | 54,778 | 207,768 | 278,560 | 167,911 | 58,239 | 17,335 |
| Gyeongnam | M | 455,475 | 34,689 | 120,566 | 163,698 | 97,025 | 31,245 | 8,252 |
| | F | 329,116 | 20,089 | 87,202 | 114,862 | 70,886 | 26,994 | 9,083 |
| XXXX | S.T | 117,912 | 7,467 | 28,871 | 42,557 | 26,851 | 9,525 | 2,641 |
| Jeju | M | 59,171 | 4,202 | 13,686 | 21,292 | 13,817 | 4,858 | 1,316 |
| | F | 58,741 | 3,265 | 15,185 | 21,265 | 13,034 | 4,667 | 1,325 |

Note : 1) Based on Resident Registration Address

2) Examinees who do not have check-up results or considered as error values by correction guidelines are excluded

제 VII-24 표

>6<

Table VII-24

Statistics on LDL Cholesterol Distribution by Age

단위 : mg/dL, Person
(Unit : mg/dL, Person)

| 구분 Division | | Total | 70이하 less than 70 | 70대 70s | 80대 80s | 90대 90s | 100대 100 and over | 190이상 190 and over |
|------------------------|--------------|-------------------|----------------------|------------------|------------------|------------------|----------------------|-----------------------|
| Total | Total | 11,183,552 | 864,667 | 3,062,848 | 3,956,939 | 2,312,071 | 767,445 | 219,582 |
| | M | 6,091,806 | 513,947 | 1,638,808 | 2,183,786 | 1,263,324 | 392,183 | 99,758 |
| | F | 5,091,746 | 350,720 | 1,424,040 | 1,773,153 | 1,048,747 | 375,262 | 119,824 |
| 19 이하 19 or less | S.T | 25,716 | 5,452 | 12,701 | 6,030 | 1,303 | 185 | 45 |
| | M | 11,784 | 3,130 | 5,814 | 2,260 | 484 | 77 | 19 |
| | F | 13,932 | 2,322 | 6,887 | 3,770 | 819 | 108 | 26 |
| 20~29 20s | S.T | 285,881 | 45,761 | 133,738 | 82,122 | 20,061 | 3,378 | 821 |
| | M | 124,898 | 20,610 | 56,189 | 36,299 | 9,641 | 1,755 | 404 |
| | F | 160,983 | 25,151 | 77,549 | 45,823 | 10,420 | 1,623 | 417 |
| 30~39 30s | S.T | 847,893 | 95,601 | 342,330 | 287,956 | 96,679 | 20,516 | 4,811 |
| | M | 469,645 | 47,519 | 171,003 | 167,704 | 65,271 | 14,826 | 3,322 |
| | F | 378,248 | 48,082 | 171,327 | 120,252 | 31,408 | 5,690 | 1,489 |
| 40~49 40s | S.T | 1,154,803 | 95,625 | 383,690 | 423,667 | 189,865 | 49,808 | 12,148 |
| | M | 768,002 | 55,172 | 224,095 | 290,449 | 147,685 | 40,738 | 9,863 |
| | F | 386,801 | 40,453 | 159,595 | 133,218 | 42,180 | 9,070 | 2,285 |
| 50~59 50s | S.T | 1,053,152 | 74,457 | 307,914 | 394,240 | 203,780 | 58,132 | 14,629 |
| | M | 724,546 | 46,462 | 183,616 | 272,492 | 160,490 | 49,005 | 12,481 |
| | F | 328,606 | 27,995 | 124,298 | 121,748 | 43,290 | 9,127 | 2,148 |
| 60~69 60s | S.T | 1,241,618 | 79,323 | 335,777 | 469,167 | 259,986 | 77,926 | 19,439 |
| | M | 684,151 | 44,153 | 161,863 | 250,322 | 160,984 | 53,216 | 13,613 |
| | F | 557,467 | 35,170 | 173,914 | 218,845 | 99,002 | 24,710 | 5,826 |
| 70~79 70s | S.T | 1,326,341 | 80,408 | 326,303 | 496,585 | 300,836 | 96,492 | 25,717 |
| | M | 722,188 | 49,733 | 167,900 | 261,462 | 170,132 | 57,589 | 15,372 |
| | F | 604,153 | 30,675 | 158,403 | 235,123 | 130,704 | 38,903 | 10,345 |
| 80~89 80s | S.T | 1,721,168 | 99,907 | 372,268 | 610,470 | 430,215 | 159,731 | 48,577 |
| | M | 864,457 | 66,244 | 203,765 | 306,858 | 201,083 | 68,228 | 18,279 |
| | F | 856,711 | 33,663 | 168,503 | 303,612 | 229,132 | 91,503 | 30,298 |
| 90~99 90s | S.T | 1,128,978 | 74,795 | 244,265 | 385,875 | 281,749 | 108,300 | 33,994 |
| | M | 593,105 | 52,553 | 146,012 | 208,020 | 132,546 | 42,920 | 11,054 |
| | F | 535,873 | 22,242 | 98,253 | 177,855 | 149,203 | 65,380 | 22,940 |
| 100 이상 100 and over | S.T | 1,036,934 | 80,848 | 241,511 | 347,820 | 244,278 | 93,379 | 29,098 |
| | M | 498,090 | 51,384 | 131,709 | 173,083 | 102,142 | 31,893 | 7,879 |
| | F | 538,844 | 29,464 | 109,802 | 174,737 | 142,136 | 61,486 | 21,219 |
| 110 이상 110 and over | S.T | 318,364 | 29,480 | 82,177 | 106,676 | 68,580 | 24,225 | 7,226 |
| | M | 165,352 | 19,104 | 47,148 | 56,863 | 31,124 | 9,052 | 2,061 |
| | F | 153,012 | 10,376 | 35,029 | 49,813 | 37,456 | 15,173 | 5,165 |
| 120 이상 120 and over | S.T | 641,204 | 62,641 | 169,998 | 212,917 | 134,044 | 47,283 | 14,321 |
| | M | 295,327 | 36,321 | 86,909 | 100,275 | 53,148 | 15,104 | 3,570 |
| | F | 345,877 | 26,320 | 83,089 | 112,642 | 80,896 | 32,179 | 10,751 |
| 130 이상 130 and over | S.T | 242,878 | 24,596 | 65,949 | 80,610 | 49,254 | 17,173 | 5,296 |
| | M | 107,063 | 13,597 | 32,490 | 36,444 | 18,267 | 5,058 | 1,207 |
| | F | 135,815 | 10,999 | 33,459 | 44,166 | 30,987 | 12,115 | 4,089 |
| 140 이상 140 and over | S.T | 127,753 | 12,645 | 34,986 | 42,483 | 25,771 | 8,979 | 2,889 |
| | M | 51,472 | 6,474 | 16,213 | 17,390 | 8,608 | 2,255 | 532 |
| | F | 76,281 | 6,171 | 18,773 | 25,093 | 17,163 | 6,724 | 2,357 |
| 150 이상 150 and over | S.T | 30,869 | 3,128 | 9,241 | 10,321 | 5,670 | 1,938 | 571 |
| | M | 11,726 | 1,491 | 4,082 | 3,865 | 1,719 | 467 | 102 |
| | F | 19,143 | 1,637 | 5,159 | 6,456 | 3,951 | 1,471 | 469 |

Note : 1) Based on Age at the End of the Year

2) Examinees who do not have check-up results or considered as error values by correction guidelines are excluded

Table VII-25

Statistics on Serum Creatinine Distribution by Province

XX a
(Unit : mg/dL, Person)

| XXXX | | Total | hfqX less than 0.9 | hfqei fh | i fi ei fj | i fkei fl | i fnæi fn | i foei fp | i fqe j fh | 2.1 2.1 and over |
|--------------|--------------|-------------------|--------------------------|------------------|------------------|----------------|---------------|---------------|--------------|------------------------|
| Division | | | | | | | | | | |
| Total | Total | 11,417,985 | 5,083,004 | 4,032,284 | 1,876,025 | 320,743 | 47,814 | 14,008 | 6,803 | 37,304 |
| | M | 6,276,658 | 1,205,856 | 2,948,730 | 1,741,573 | 299,757 | 41,555 | 11,238 | 5,262 | 22,687 |
| | F | 5,141,327 | 3,877,148 | 1,083,554 | 134,452 | 20,986 | 6,259 | 2,770 | 1,541 | 14,617 |
| XXXX | S.T | 2,075,906 | 944,966 | 709,305 | 343,315 | 62,596 | 8,351 | 2,360 | 1,107 | 3,906 |
| Seoul | M | 1,067,606 | 194,342 | 483,060 | 318,087 | 59,292 | 7,422 | 1,947 | 869 | 2,587 |
| | F | 1,008,300 | 750,624 | 226,245 | 25,228 | 3,304 | 929 | 413 | 238 | 1,319 |
| XXXX | S.T | 822,295 | 372,536 | 284,676 | 132,537 | 24,822 | 4,233 | 1,227 | 567 | 1,697 |
| Busan | M | 439,793 | 85,960 | 201,189 | 123,206 | 23,151 | 3,686 | 1,009 | 428 | 1,164 |
| | F | 382,502 | 286,576 | 83,487 | 9,331 | 1,671 | 547 | 218 | 139 | 533 |
| XXXX | S.T | 558,475 | 271,724 | 189,799 | 77,633 | 14,884 | 2,383 | 657 | 355 | 1,040 |
| Daegu | M | 298,603 | 71,416 | 140,253 | 69,593 | 13,791 | 2,060 | 525 | 274 | 691 |
| | F | 259,872 | 200,308 | 49,546 | 8,040 | 1,093 | 323 | 132 | 81 | 349 |
| XXXX | S.T | 617,702 | 262,715 | 224,817 | 107,339 | 18,091 | 2,511 | 731 | 313 | 1,185 |
| Incheon | M | 346,838 | 60,784 | 165,644 | 99,688 | 16,912 | 2,186 | 581 | 248 | 795 |
| | F | 270,864 | 201,931 | 59,173 | 7,651 | 1,179 | 325 | 150 | 65 | 390 |
| XXXX | S.T | 315,585 | 138,667 | 115,022 | 52,200 | 7,308 | 1,109 | 340 | 202 | 737 |
| Gwangju | M | 169,531 | 26,479 | 84,922 | 49,380 | 6,891 | 968 | 259 | 165 | 467 |
| | F | 146,054 | 112,188 | 30,100 | 2,820 | 417 | 141 | 81 | 37 | 270 |
| XXXX | S.T | 352,724 | 166,453 | 120,706 | 55,490 | 7,563 | 1,249 | 382 | 195 | 686 |
| Daejeon | M | 191,449 | 38,120 | 92,099 | 52,258 | 7,002 | 1,082 | 311 | 140 | 437 |
| | F | 161,275 | 128,333 | 28,607 | 3,232 | 561 | 167 | 71 | 55 | 249 |
| XXXX | S.T | 301,138 | 124,607 | 122,858 | 46,277 | 5,784 | 823 | 250 | 102 | 437 |
| Ulsan | M | 195,643 | 40,187 | 104,481 | 44,170 | 5,474 | 744 | 211 | 78 | 298 |
| | F | 105,495 | 84,420 | 18,377 | 2,107 | 310 | 79 | 39 | 24 | 139 |
| XXXX | S.T | 25,709 | 12,411 | 8,527 | 4,030 | 549 | 105 | 19 | 12 | 56 |
| Sejong | M | 14,583 | 3,559 | 6,586 | 3,768 | 519 | 90 | 13 | 9 | 39 |
| | F | 11,126 | 8,852 | 1,941 | 262 | 30 | 15 | 6 | 3 | 17 |
| XXXX | S.T | 2,590,928 | 1,090,877 | 929,469 | 469,563 | 81,607 | 10,490 | 2,921 | 1,361 | 4,640 |
| Gyeonggi | M | 1,460,322 | 260,309 | 668,816 | 438,377 | 77,146 | 9,262 | 2,331 | 1,056 | 3,025 |
| | F | 1,130,606 | 830,568 | 260,653 | 31,186 | 4,461 | 1,228 | 590 | 305 | 1,615 |
| XXXX | S.T | 364,375 | 152,775 | 130,526 | 65,872 | 10,815 | 2,033 | 679 | 318 | 1,357 |
| Gangwon | M | 199,737 | 33,169 | 93,336 | 60,050 | 9,856 | 1,744 | 535 | 253 | 794 |
| | F | 164,638 | 119,606 | 37,190 | 5,822 | 959 | 289 | 144 | 65 | 563 |
| XXXX | S.T | 397,601 | 172,899 | 141,344 | 68,969 | 11,063 | 1,741 | 500 | 256 | 829 |
| Chungbuk | M | 218,282 | 39,980 | 101,407 | 63,972 | 10,290 | 1,499 | 392 | 195 | 547 |
| | F | 179,319 | 132,919 | 39,937 | 4,997 | 773 | 242 | 108 | 61 | 282 |
| XXXX | S.T | 494,414 | 239,351 | 169,287 | 69,720 | 12,081 | 2,104 | 605 | 284 | 982 |
| Chungnam | M | 281,451 | 69,778 | 133,000 | 64,461 | 11,085 | 1,795 | 475 | 207 | 650 |
| | F | 212,963 | 169,573 | 36,287 | 5,259 | 996 | 309 | 130 | 77 | 332 |
| XXXX | S.T | 439,224 | 198,532 | 148,053 | 73,439 | 11,850 | 2,021 | 649 | 396 | 4,284 |
| Jeonbuk | M | 234,047 | 44,574 | 105,857 | 68,381 | 10,889 | 1,723 | 531 | 308 | 1,784 |
| | F | 205,177 | 153,958 | 42,196 | 5,058 | 961 | 298 | 118 | 88 | 2,500 |
| XXXX | S.T | 455,854 | 193,303 | 164,322 | 73,488 | 13,184 | 2,519 | 728 | 371 | 7,939 |
| Jeonnam | M | 245,875 | 41,046 | 118,266 | 67,475 | 12,022 | 2,099 | 559 | 293 | 4,115 |
| | F | 209,979 | 152,257 | 46,056 | 6,013 | 1,162 | 420 | 169 | 78 | 3,824 |
| XXXX | S.T | 681,468 | 317,828 | 246,705 | 93,446 | 15,489 | 2,839 | 925 | 464 | 3,772 |
| Gyeongbuk | M | 380,343 | 83,422 | 192,582 | 83,996 | 13,663 | 2,295 | 724 | 353 | 3,308 |
| | F | 301,125 | 234,406 | 54,123 | 9,450 | 1,826 | 544 | 201 | 111 | 464 |
| XXXX | S.T | 805,269 | 376,253 | 286,892 | 119,046 | 17,715 | 2,688 | 860 | 405 | 1,410 |
| Gyeongnam | M | 472,199 | 104,347 | 234,273 | 112,705 | 16,616 | 2,346 | 681 | 316 | 915 |
| | F | 333,070 | 271,906 | 52,619 | 6,341 | 1,099 | 342 | 179 | 89 | 495 |
| XXXX | S.T | 119,318 | 47,107 | 39,976 | 23,661 | 5,342 | 615 | 175 | 95 | 2,347 |
| Jeju | M | 60,356 | 8,384 | 22,959 | 22,006 | 5,158 | 554 | 154 | 70 | 1,071 |
| | F | 58,962 | 38,723 | 17,017 | 1,655 | 184 | 61 | 21 | 25 | 1,276 |

Note : 1) Based on Resident Registration Address

2) Examinees who do not have check-up results or considered
as error values by correction guidelines are excluded

제 VII-26 표

Table VII-26

Statistics on Serum Creatinine Distribution by Age

XX aX a
(Unit : mg/dL, Person)

| XXXXX Division | | Total | hfqX less than 0.9 | hfqei fh | i fi ei fj | i fkei fl | i fnei fn | i foei fp | i fqeij fh | 2.1 2.1 and over |
|-------------------|--------------|-------------------|--------------------------|------------------|------------------|----------------|---------------|---------------|--------------|------------------------|
| Total | Total | 11,417,985 | 5,083,004 | 4,032,284 | 1,876,025 | 320,743 | 47,814 | 14,008 | 6,803 | 37,304 |
| | M | 6,276,658 | 1,205,856 | 2,948,730 | 1,741,573 | 299,757 | 41,555 | 11,238 | 5,262 | 22,687 |
| | F | 5,141,327 | 3,877,148 | 1,083,554 | 134,452 | 20,986 | 6,259 | 2,770 | 1,541 | 14,617 |
| i q X | S.T | 25,849 | 14,510 | 8,525 | 2,574 | 227 | 10 | - | - | 3 |
| 19 or less | M | 11,875 | 3,004 | 6,269 | 2,372 | 217 | 10 | - | - | 3 |
| | F | 13,974 | 11,506 | 2,256 | 202 | 10 | - | - | - | - |
| j hX Xj l | S.T | 289,829 | 148,956 | 96,513 | 39,096 | 4,550 | 273 | 38 | 8 | 395 |
| | M | 127,691 | 20,715 | 65,614 | 36,577 | 4,399 | 247 | 29 | 8 | 102 |
| | F | 162,138 | 128,241 | 30,899 | 2,519 | 151 | 26 | 9 | - | 293 |
| j nX Xj q | S.T | 861,304 | 372,697 | 316,005 | 151,022 | 19,382 | 1,017 | 149 | 59 | 973 |
| | M | 480,220 | 73,713 | 240,920 | 145,020 | 19,004 | 964 | 124 | 49 | 426 |
| | F | 381,084 | 298,984 | 75,085 | 6,002 | 378 | 53 | 25 | 10 | 547 |
| khX Xk l | S.T | 1,181,776 | 436,957 | 469,106 | 240,269 | 31,690 | 1,883 | 271 | 128 | 1,472 |
| | M | 791,321 | 127,059 | 395,581 | 234,326 | 31,317 | 1,808 | 233 | 111 | 886 |
| | F | 390,455 | 309,898 | 73,525 | 5,943 | 373 | 75 | 38 | 17 | 586 |
| knX Xk q | S.T | 1,083,141 | 384,160 | 436,351 | 226,675 | 31,818 | 2,110 | 308 | 152 | 1,567 |
| | M | 751,255 | 125,890 | 369,256 | 221,212 | 31,428 | 2,035 | 270 | 136 | 1,028 |
| | F | 331,886 | 258,270 | 67,095 | 5,463 | 390 | 75 | 38 | 16 | 539 |
| l hX Xl | S.T | 1,274,536 | 563,153 | 454,713 | 217,740 | 32,780 | 2,747 | 522 | 237 | 2,644 |
| | M | 711,851 | 127,535 | 339,635 | 207,984 | 31,939 | 2,551 | 437 | 196 | 1,574 |
| | F | 562,685 | 435,618 | 115,078 | 9,756 | 841 | 196 | 85 | 41 | 1,070 |
| l nX Xl q | S.T | 1,361,324 | 612,414 | 482,003 | 223,610 | 35,081 | 3,460 | 717 | 352 | 3,687 |
| | M | 750,973 | 142,933 | 355,735 | 211,896 | 34,062 | 3,190 | 578 | 278 | 2,301 |
| | F | 610,351 | 469,481 | 126,268 | 11,714 | 1,019 | 270 | 139 | 74 | 1,386 |
| nhX Xn l | S.T | 1,759,497 | 853,325 | 596,513 | 254,403 | 42,051 | 5,384 | 1,304 | 603 | 5,914 |
| | M | 893,820 | 189,635 | 417,733 | 236,376 | 40,167 | 4,890 | 1,059 | 478 | 3,482 |
| | F | 865,677 | 663,690 | 178,780 | 18,027 | 1,884 | 494 | 245 | 125 | 2,432 |
| nmX Xn q | S.T | 1,152,167 | 545,860 | 392,113 | 169,951 | 32,019 | 5,087 | 1,356 | 620 | 5,161 |
| | M | 610,594 | 135,029 | 278,527 | 157,020 | 30,382 | 4,670 | 1,168 | 490 | 3,308 |
| | F | 541,573 | 410,831 | 113,586 | 12,931 | 1,637 | 417 | 188 | 130 | 1,853 |
| nhX Xn l | S.T | 1,053,012 | 526,773 | 342,773 | 140,455 | 28,694 | 6,124 | 1,901 | 930 | 5,362 |
| | M | 508,709 | 121,249 | 226,148 | 124,278 | 26,263 | 5,384 | 1,540 | 712 | 3,135 |
| | F | 544,303 | 405,524 | 116,625 | 16,177 | 2,431 | 740 | 361 | 218 | 2,227 |
| nmX Xn q | S.T | 322,437 | 149,628 | 106,469 | 48,282 | 11,817 | 3,029 | 1,016 | 451 | 1,745 |
| | M | 167,890 | 38,835 | 71,296 | 42,164 | 10,612 | 2,660 | 847 | 360 | 1,116 |
| | F | 154,547 | 110,793 | 35,173 | 6,118 | 1,205 | 369 | 169 | 91 | 629 |
| ohX Xo l | S.T | 648,237 | 304,174 | 205,260 | 95,347 | 26,597 | 7,899 | 2,912 | 1,486 | 4,562 |
| | M | 298,904 | 67,021 | 120,333 | 76,362 | 22,219 | 6,580 | 2,362 | 1,165 | 2,862 |
| | F | 349,333 | 237,153 | 84,927 | 18,985 | 4,378 | 1,319 | 550 | 321 | 1,700 |
| omX Xo q | S.T | 245,102 | 106,398 | 77,273 | 39,058 | 13,170 | 4,514 | 1,748 | 887 | 2,054 |
| | M | 107,993 | 21,991 | 40,317 | 28,576 | 10,192 | 3,560 | 1,361 | 666 | 1,330 |
| | F | 137,109 | 84,407 | 36,956 | 10,482 | 2,978 | 954 | 387 | 221 | 724 |
| phX Xp l | S.T | 128,727 | 52,306 | 39,585 | 21,944 | 8,352 | 3,233 | 1,311 | 652 | 1,344 |
| | M | 51,784 | 9,378 | 17,789 | 14,119 | 5,928 | 2,318 | 931 | 446 | 875 |
| | F | 76,943 | 42,928 | 21,796 | 7,825 | 2,424 | 915 | 380 | 206 | 469 |
| pm X | S.T | 31,047 | 11,693 | 9,082 | 5,599 | 2,515 | 1,044 | 455 | 238 | 421 |
| 85 and over | M | 11,778 | 1,869 | 3,577 | 3,291 | 1,628 | 688 | 299 | 167 | 259 |
| | F | 19,269 | 9,824 | 5,505 | 2,308 | 887 | 356 | 156 | 71 | 162 |

XX aX X
X aX X X X
X X

Note : 1) Based on Age at the End of the Year
2) Examinees who do not have check-up results or considered as error values by correction guidelines are excluded

Table VII-27

Statistics on Glomerular Filtration Rate Distribution by Province

XX†g®*g fok®2dK a
(Unit : mL/min/1.73m², Person)

| XXXXX Division | | Total | 30X less than 30 | khekq | l hel q | nhenq | nheoq | pheqq | i hheil q | 150 and over |
|-------------------|--------------|-------------------|---------------------|---------------|---------------|----------------|------------------|------------------|------------------|--------------------|
| Total | Total | 11,268,840 | 20,239 | 25,155 | 81,972 | 337,907 | 3,299,929 | 4,523,181 | 2,796,406 | 184,051 |
| | M | 6,188,048 | 10,607 | 11,077 | 34,542 | 142,739 | 1,759,737 | 2,654,879 | 1,491,028 | 83,439 |
| | F | 5,080,792 | 9,632 | 14,078 | 47,430 | 195,168 | 1,540,192 | 1,868,302 | 1,305,378 | 100,612 |
| XXXXX | S.T | 2,050,717 | 3,450 | 3,928 | 13,780 | 62,237 | 645,665 | 811,116 | 481,840 | 28,701 |
| Seoul | M | 1,053,850 | 1,849 | 1,860 | 6,115 | 26,993 | 329,516 | 444,972 | 231,072 | 11,473 |
| | F | 996,867 | 1,601 | 2,068 | 7,665 | 35,244 | 316,149 | 366,144 | 250,768 | 17,228 |
| XXXXX | S.T | 803,446 | 1,508 | 1,999 | 6,448 | 26,518 | 251,406 | 313,855 | 188,699 | 13,013 |
| Busan | M | 427,698 | 805 | 924 | 2,966 | 12,620 | 128,409 | 176,478 | 99,789 | 5,707 |
| | F | 375,748 | 703 | 1,075 | 3,482 | 13,898 | 122,997 | 137,377 | 88,910 | 7,306 |
| XXXXX | S.T | 555,819 | 987 | 1,085 | 3,639 | 16,069 | 143,508 | 220,788 | 160,414 | 9,329 |
| Daegu | M | 297,124 | 526 | 490 | 1,508 | 6,682 | 72,703 | 126,432 | 84,434 | 4,349 |
| | F | 258,695 | 461 | 595 | 2,131 | 9,387 | 70,805 | 94,356 | 75,980 | 4,980 |
| XXXXX | S.T | 614,993 | 1,067 | 1,194 | 3,964 | 17,494 | 178,536 | 252,567 | 149,781 | 10,390 |
| Incheon | M | 345,175 | 580 | 520 | 1,652 | 7,465 | 96,543 | 150,500 | 83,165 | 4,750 |
| | F | 269,818 | 487 | 674 | 2,312 | 10,029 | 81,993 | 102,067 | 66,616 | 5,640 |
| XXXXX | S.T | 314,319 | 504 | 614 | 1,783 | 7,530 | 95,975 | 134,305 | 69,729 | 3,879 |
| Gwangju | M | 168,735 | 266 | 289 | 815 | 3,339 | 51,166 | 76,176 | 35,081 | 1,603 |
| | F | 145,584 | 238 | 325 | 968 | 4,191 | 44,809 | 58,129 | 34,648 | 2,276 |
| XXXXX | S.T | 348,896 | 644 | 631 | 2,080 | 8,104 | 91,545 | 147,792 | 91,283 | 6,817 |
| Daejeon | M | 189,490 | 338 | 292 | 908 | 3,481 | 49,637 | 85,411 | 46,307 | 3,116 |
| | F | 159,406 | 306 | 339 | 1,172 | 4,623 | 41,908 | 62,381 | 44,976 | 3,701 |
| XXXXX | S.T | 299,271 | 367 | 354 | 1,240 | 5,176 | 68,245 | 136,796 | 83,872 | 3,221 |
| Ulsan | M | 194,630 | 197 | 177 | 538 | 2,331 | 41,090 | 93,085 | 55,637 | 1,575 |
| | F | 104,641 | 170 | 177 | 702 | 2,845 | 27,155 | 43,711 | 28,235 | 1,646 |
| XXXXX | S.T | 25,377 | 46 | 47 | 143 | 596 | 6,336 | 10,056 | 7,490 | 663 |
| Sejong | M | 14,420 | 28 | 19 | 57 | 249 | 3,463 | 6,108 | 4,164 | 332 |
| | F | 10,957 | 18 | 28 | 86 | 347 | 2,873 | 3,948 | 3,326 | 331 |
| XXXXX | S.T | 2,569,039 | 4,350 | 4,921 | 16,760 | 76,046 | 782,248 | 1,033,931 | 607,763 | 43,020 |
| Gyeonggi | M | 1,447,387 | 2,261 | 2,159 | 7,042 | 32,449 | 435,944 | 622,270 | 325,123 | 20,139 |
| | F | 1,121,652 | 2,089 | 2,762 | 9,718 | 43,597 | 346,304 | 411,661 | 282,640 | 22,881 |
| XXXXX | S.T | 360,370 | 866 | 1,290 | 4,195 | 14,218 | 113,527 | 142,088 | 79,518 | 4,668 |
| Gangwon | M | 197,079 | 434 | 555 | 1,615 | 5,523 | 60,379 | 84,363 | 42,219 | 1,991 |
| | F | 163,291 | 432 | 735 | 2,580 | 8,695 | 53,148 | 57,725 | 37,299 | 2,677 |
| XXXXX | S.T | 394,424 | 774 | 968 | 3,137 | 12,792 | 118,727 | 159,479 | 91,807 | 6,740 |
| Chungbuk | M | 216,711 | 392 | 421 | 1,320 | 5,148 | 63,908 | 93,955 | 48,774 | 2,793 |
| | F | 177,713 | 382 | 547 | 1,817 | 7,644 | 54,819 | 65,524 | 43,033 | 3,947 |
| XXXXX | S.T | 489,677 | 904 | 1,150 | 3,618 | 13,780 | 122,363 | 190,163 | 146,020 | 11,679 |
| Chungnam | M | 279,159 | 485 | 469 | 1,523 | 5,542 | 65,888 | 115,437 | 83,499 | 6,316 |
| | F | 210,518 | 419 | 681 | 2,095 | 8,238 | 56,475 | 74,726 | 62,521 | 5,363 |
| XXXXX | S.T | 435,982 | 852 | 1,201 | 3,629 | 13,556 | 135,253 | 172,446 | 102,330 | 6,715 |
| Jeonbuk | M | 232,553 | 429 | 557 | 1,563 | 5,602 | 71,804 | 97,895 | 51,880 | 2,823 |
| | F | 203,429 | 423 | 644 | 2,066 | 7,954 | 63,449 | 74,551 | 50,450 | 3,892 |
| XXXXX | S.T | 439,221 | 1,014 | 1,627 | 4,515 | 17,534 | 143,728 | 171,383 | 93,572 | 5,848 |
| Jeonnam | M | 234,867 | 553 | 661 | 1,874 | 6,935 | 72,545 | 100,722 | 49,035 | 2,542 |
| | F | 204,354 | 461 | 966 | 2,641 | 10,599 | 71,183 | 70,661 | 44,537 | 3,306 |
| XXXXX | S.T | 672,337 | 1,428 | 2,489 | 7,605 | 23,983 | 171,498 | 262,656 | 192,726 | 9,952 |
| Gyeongbuk | M | 375,534 | 703 | 903 | 2,613 | 8,689 | 87,787 | 158,555 | 111,688 | 4,596 |
| | F | 296,803 | 725 | 1,586 | 4,992 | 15,294 | 83,711 | 104,101 | 81,038 | 5,356 |
| XXXXX | S.T | 776,436 | 1,237 | 1,356 | 4,343 | 16,742 | 184,878 | 324,994 | 224,832 | 18,054 |
| Gyeongnam | M | 453,809 | 641 | 630 | 1,929 | 7,321 | 104,997 | 201,304 | 128,267 | 8,720 |
| | F | 322,627 | 596 | 726 | 2,414 | 9,421 | 79,881 | 123,690 | 96,565 | 9,334 |
| XXXXX | S.T | 118,516 | 241 | 301 | 1,093 | 5,532 | 46,491 | 38,766 | 24,730 | 1,362 |
| Jeju | M | 59,827 | 120 | 151 | 504 | 2,370 | 23,958 | 21,216 | 10,894 | 614 |
| | F | 58,689 | 121 | 150 | 589 | 3,162 | 22,533 | 17,550 | 13,836 | 748 |

Note : 1) Based on Resident Registration Address

2) Examinees who do not have check-up results or considered
as error values by correction guidelines are excluded

제 VII-28 표

Table VII-28

XX†g®g fok®²dX a
(Unit : mL/min/1.73m², Person)

| | | Total | 30X less than 30 | khkq | l hel q | nhenq | nheoq | pheqq | i hheil q | 150 150 and over |
|---------------------|-------|------------|---------------------|--------|---------|---------|-----------|-----------|-----------|------------------------|
| Total | Total | 11,268,840 | 20,239 | 25,155 | 81,972 | 337,907 | 3,299,929 | 4,523,181 | 2,796,406 | 184,051 |
| | M | 6,188,048 | 10,607 | 11,077 | 34,542 | 142,739 | 1,759,737 | 2,654,879 | 1,491,028 | 83,439 |
| | F | 5,080,792 | 9,632 | 14,078 | 47,430 | 195,168 | 1,540,192 | 1,868,302 | 1,305,378 | 100,612 |
| i q X 19 or less | S.T | 25,587 | 2 | — | — | 17 | 1,128 | 7,642 | 15,232 | 1,566 |
| | M | 11,694 | 2 | — | — | 2 | 265 | 2,700 | 7,918 | 807 |
| | F | 13,893 | — | — | — | 15 | 863 | 4,942 | 7,314 | 759 |
| j hX Xl | S.T | 286,292 | 74 | 19 | 72 | 574 | 25,529 | 120,041 | 127,091 | 12,892 |
| | M | 125,975 | 24 | 6 | 17 | 88 | 11,918 | 57,575 | 53,187 | 3,160 |
| | F | 160,317 | 50 | 13 | 55 | 486 | 13,611 | 62,466 | 73,904 | 9,732 |
| j nX Xq | S.T | 850,919 | 218 | 81 | 263 | 2,329 | 128,430 | 351,660 | 339,247 | 28,691 |
| | M | 474,062 | 106 | 34 | 95 | 842 | 68,878 | 221,559 | 173,402 | 9,146 |
| | F | 376,857 | 112 | 47 | 168 | 1,487 | 59,552 | 130,101 | 165,845 | 19,545 |
| khX Xl | S.T | 1,166,534 | 464 | 170 | 487 | 3,629 | 199,993 | 489,877 | 435,769 | 36,145 |
| | M | 780,492 | 287 | 96 | 276 | 2,110 | 121,573 | 371,206 | 270,752 | 14,192 |
| | F | 386,042 | 177 | 74 | 211 | 1,519 | 78,420 | 118,671 | 165,017 | 21,953 |
| knX Xq | S.T | 1,068,923 | 573 | 242 | 848 | 7,954 | 233,695 | 455,015 | 354,840 | 15,756 |
| | M | 740,904 | 398 | 151 | 419 | 3,431 | 162,505 | 326,482 | 236,309 | 11,209 |
| | F | 328,019 | 175 | 91 | 429 | 4,523 | 71,190 | 128,533 | 118,531 | 4,547 |
| l hX Xl | S.T | 1,259,078 | 961 | 451 | 1,658 | 19,641 | 357,432 | 610,247 | 251,887 | 16,801 |
| | M | 702,136 | 551 | 257 | 617 | 9,783 | 225,839 | 327,762 | 127,162 | 10,165 |
| | F | 556,942 | 410 | 194 | 1,041 | 9,858 | 131,593 | 282,485 | 124,725 | 6,636 |
| l nX Xq | S.T | 1,343,848 | 1,404 | 774 | 2,696 | 25,354 | 385,850 | 645,176 | 264,491 | 18,103 |
| | M | 740,024 | 846 | 341 | 1,479 | 11,698 | 240,612 | 339,889 | 134,011 | 11,148 |

Table VII-29

Statistics on AST(SGOT) Distribution by Province

XX gf dX a
(Unit : U/L, Person)

| XXXX | | Total | khX 30 or less | ki el h | l i enh | mi enh | ni eoh | oi eph | pi eqh | qi ei hh | 101 101 and over |
|--------------|--------------|-------------------|-------------------|------------------|----------------|----------------|---------------|---------------|---------------|---------------|------------------------|
| Division | | | | | | | | | | | |
| Total | Total | 11,418,171 | 9,397,016 | 1,290,008 | 369,347 | 148,428 | 73,873 | 41,483 | 25,692 | 16,604 | 55,720 |
| | M | 6,276,762 | 4,848,870 | 896,271 | 268,586 | 108,072 | 53,487 | 30,011 | 18,590 | 12,066 | 40,809 |
| | F | 5,141,409 | 4,548,146 | 393,737 | 100,761 | 40,356 | 20,386 | 11,472 | 7,102 | 4,538 | 14,911 |
| XXXX | S.T | 2,075,931 | 1,740,193 | 215,567 | 60,578 | 24,664 | 12,066 | 6,793 | 4,281 | 2,712 | 9,077 |
| Seoul | M | 1,067,620 | 838,698 | 144,094 | 42,785 | 17,357 | 8,547 | 4,766 | 3,005 | 1,914 | 6,454 |
| | F | 1,008,311 | 901,495 | 71,473 | 17,793 | 7,307 | 3,519 | 2,027 | 1,276 | 798 | 2,623 |
| XXXX | S.T | 822,300 | 671,538 | 94,613 | 28,016 | 11,247 | 5,813 | 3,242 | 2,007 | 1,302 | 4,522 |
| Busan | M | 439,796 | 336,504 | 63,740 | 19,675 | 7,931 | 4,048 | 2,310 | 1,407 | 919 | 3,262 |
| | F | 382,504 | 335,034 | 30,873 | 8,341 | 3,316 | 1,765 | 932 | 600 | 383 | 1,260 |
| XXXX | S.T | 558,483 | 465,064 | 60,036 | 17,128 | 6,749 | 3,400 | 1,812 | 1,114 | 757 | 2,423 |
| Daegu | M | 298,609 | 233,888 | 40,953 | 12,176 | 4,773 | 2,438 | 1,307 | 797 | 545 | 1,732 |
| | F | 259,874 | 231,176 | 19,083 | 4,952 | 1,976 | 962 | 505 | 317 | 212 | 691 |
| XXXX | S.T | 617,706 | 504,895 | 70,731 | 20,840 | 8,489 | 4,298 | 2,515 | 1,526 | 1,013 | 3,399 |
| Incheon | M | 346,839 | 266,035 | 49,995 | 15,301 | 6,265 | 3,090 | 1,823 | 1,099 | 743 | 2,488 |
| | F | 270,867 | 238,860 | 20,736 | 5,539 | 2,224 | 1,208 | 692 | 427 | 270 | 911 |
| XXXX | S.T | 315,585 | 260,206 | 35,493 | 10,247 | 3,972 | 1,996 | 1,149 | 689 | 395 | 1,438 |
| Gwangju | M | 169,531 | 130,197 | 24,786 | 7,504 | 2,916 | 1,435 | 847 | 507 | 297 | 1,042 |
| | F | 146,054 | 130,009 | 10,707 | 2,743 | 1,056 | 561 | 302 | 182 | 98 | 396 |
| XXXX | S.T | 352,725 | 293,827 | 37,956 | 10,948 | 4,332 | 2,024 | 1,128 | 691 | 442 | 1,377 |
| Daejeon | M | 191,450 | 150,097 | 26,375 | 7,875 | 3,133 | 1,443 | 793 | 474 | 299 | 961 |
| | F | 161,275 | 143,730 | 11,581 | 3,073 | 1,199 | 581 | 335 | 217 | 143 | 416 |
| XXXX | S.T | 301,140 | 248,754 | 34,161 | 9,405 | 3,712 | 1,820 | 1,031 | 613 | 430 | 1,214 |
| Ulsan | M | 195,645 | 156,765 | 25,102 | 7,160 | 2,817 | 1,352 | 745 | 463 | 316 | 925 |
| | F | 105,495 | 91,989 | 9,059 | 2,245 | 895 | 468 | 286 | 150 | 114 | 289 |
| XXXX | S.T | 25,709 | 21,170 | 2,899 | 845 | 332 | 160 | 104 | 66 | 28 | 105 |
| Sejong | M | 14,583 | 11,341 | 2,057 | 617 | 232 | 113 | 82 | 51 | 18 | 72 |
| | F | 11,126 | 9,829 | 842 | 228 | 100 | 47 | 22 | 15 | 10 | 33 |
| XXXX | S.T | 2,590,951 | 2,144,276 | 284,270 | 81,735 | 33,383 | 16,361 | 9,276 | 5,715 | 3,753 | 12,182 |
| Gyeonggi | M | 1,460,336 | 1,134,725 | 204,845 | 61,062 | 24,849 | 12,130 | 6,775 | 4,212 | 2,745 | 8,993 |
| | F | 1,130,615 | 1,009,551 | 79,425 | 20,673 | 8,534 | 4,231 | 2,501 | 1,503 | 1,008 | 3,189 |
| XXXX | S.T | 364,454 | 292,299 | 45,695 | 13,257 | 5,299 | 2,704 | 1,515 | 962 | 597 | 2,126 |
| Gangwon | M | 199,778 | 148,898 | 31,547 | 9,657 | 3,854 | 1,998 | 1,101 | 702 | 435 | 1,586 |
| | F | 164,676 | 143,401 | 14,148 | 3,600 | 1,445 | 706 | 414 | 260 | 162 | 540 |
| XXXX | S.T | 397,607 | 326,086 | 45,955 | 12,911 | 5,232 | 2,540 | 1,434 | 918 | 573 | 1,958 |
| Chungbuk | M | 218,286 | 167,588 | 32,191 | 9,361 | 3,818 | 1,826 | 1,036 | 653 | 398 | 1,415 |
| | F | 179,321 | 158,498 | 13,764 | 3,550 | 1,414 | 714 | 398 | 265 | 175 | 543 |
| XXXX | S.T | 494,416 | 405,945 | 56,110 | 16,214 | 6,524 | 3,426 | 1,818 | 1,145 | 731 | 2,503 |
| Chungnam | M | 281,451 | 217,551 | 39,664 | 12,136 | 4,885 | 2,539 | 1,354 | 863 | 562 | 1,897 |
| | F | 212,965 | 188,394 | 16,446 | 4,078 | 1,639 | 887 | 464 | 282 | 169 | 606 |
| XXXX | S.T | 439,227 | 357,462 | 52,644 | 14,876 | 5,848 | 2,965 | 1,649 | 975 | 629 | 2,179 |
| Jeonbuk | M | 234,049 | 177,433 | 35,840 | 10,586 | 4,179 | 2,146 | 1,168 | 688 | 440 | 1,569 |
| | F | 205,178 | 180,029 | 16,804 | 4,290 | 1,669 | 819 | 481 | 287 | 189 | 610 |
| XXXX | S.T | 455,856 | 355,114 | 64,425 | 18,311 | 7,275 | 3,696 | 2,024 | 1,297 | 846 | 2,868 |
| Jeonnam | M | 245,876 | 177,711 | 42,347 | 12,821 | 5,210 | 2,634 | 1,472 | 921 | 623 | 2,137 |
| | F | 209,980 | 177,403 | 22,078 | 5,490 | 2,065 | 1,062 | 552 | 376 | 223 | 731 |
| XXXX | S.T | 681,477 | 550,707 | 84,446 | 23,658 | 9,300 | 4,629 | 2,647 | 1,621 | 1,041 | 3,428 |
| Gyeongbuk | M | 380,352 | 288,770 | 57,872 | 17,134 | 6,791 | 3,338 | 1,935 | 1,186 | 778 | 2,548 |
| | F | 301,125 | 261,937 | 26,574 | 6,524 | 2,509 | 1,291 | 712 | 435 | 263 | 880 |
| XXXX | S.T | 805,285 | 660,433 | 92,502 | 26,557 | 10,536 | 5,239 | 2,876 | 1,770 | 1,167 | 4,205 |
| Gyeongnam | M | 472,204 | 366,727 | 66,270 | 19,895 | 7,937 | 3,849 | 2,156 | 1,328 | 892 | 3,150 |
| | F | 333,081 | 293,706 | 26,232 | 6,662 | 2,599 | 1,390 | 720 | 442 | 275 | 1,055 |
| XXXX | S.T | 119,319 | 99,047 | 12,505 | 3,821 | 1,534 | 736 | 470 | 302 | 188 | 716 |
| Jeju | M | 60,357 | 45,942 | 8,593 | 2,841 | 1,125 | 561 | 341 | 234 | 142 | 578 |
| | F | 58,962 | 53,105 | 3,912 | 980 | 409 | 175 | 129 | 68 | 46 | 138 |

XX aX

X aX

X

X

X

X

X

X

X

X

X

X

X

X

X

X

X

X

X

X

X

X

X

X

X

X

X

X

X

Note : 1) Based on Resident Registration Address

2) Examinees who do not have check-up results or considered
as error values by correction guidelines are excluded

Table VII-30

Statistics on AST(SGOT) Distribution by Age

XX g t dK a
(Unit : U/L, Person)

| XXXXX Division | | Total | khX 30 or less | ki el h | l i enh | m enh | ni eoh | oi eph | pi eqh | qi ei hh | 101 101 and over |
|-------------------|--------------|-------------------|-------------------|------------------|----------------|----------------|---------------|---------------|---------------|---------------|------------------------|
| Total | Total | 11,418,171 | 9,397,016 | 1,290,008 | 369,347 | 148,428 | 73,873 | 41,483 | 25,692 | 16,604 | 55,720 |
| | M | 6,276,762 | 4,848,870 | 896,271 | 268,586 | 108,072 | 53,487 | 30,011 | 18,590 | 12,066 | 40,809 |
| | F | 5,141,409 | 4,548,146 | 393,737 | 100,761 | 40,356 | 20,386 | 11,472 | 7,102 | 4,538 | 14,911 |
| i q X | S.T | 25,850 | 24,599 | 787 | 223 | 86 | 44 | 26 | 20 | 13 | 52 |
| 19 or less | M | 11,876 | 10,957 | 586 | 164 | 59 | 31 | 17 | 13 | 10 | 39 |
| | F | 13,974 | 13,642 | 201 | 59 | 27 | 13 | 9 | 7 | 3 | 13 |
| j hX Xl | S.T | 289,840 | 269,607 | 13,156 | 3,454 | 1,342 | 674 | 438 | 266 | 189 | 714 |
| | M | 127,693 | 112,521 | 9,957 | 2,615 | 979 | 481 | 312 | 182 | 137 | 509 |
| | F | 162,147 | 157,086 | 3,199 | 839 | 363 | 193 | 126 | 84 | 52 | 205 |
| j nX Xq | S.T | 861,329 | 770,666 | 57,035 | 16,306 | 6,683 | 3,536 | 1,990 | 1,283 | 854 | 2,976 |
| | M | 480,230 | 403,487 | 48,232 | 14,049 | 5,694 | 2,972 | 1,656 | 1,048 | 700 | 2,392 |
| | F | 381,099 | 367,179 | 8,803 | 2,257 | 989 | 564 | 334 | 235 | 154 | 584 |
| khX Xl | S.T | 1,181,820 | 1,008,392 | 107,093 | 33,282 | 13,923 | 6,856 | 3,789 | 2,426 | 1,519 | 4,540 |
| | M | 791,344 | 634,676 | 96,814 | 30,267 | 12,647 | 6,191 | 3,389 | 2,130 | 1,350 | 3,880 |
| | F | 390,476 | 373,716 | 10,279 | 3,015 | 1,276 | 665 | 400 | 296 | 169 | 660 |
| knX Xq | S.T | 1,083,156 | 905,059 | 112,446 | 34,062 | 13,842 | 6,675 | 3,620 | 2,100 | 1,290 | 4,062 |
| | M | 751,266 | 589,688 | 101,907 | 31,323 | 12,620 | 6,013 | 3,230 | 1,883 | 1,126 | 3,476 |
| | F | 331,890 | 315,371 | 10,539 | 2,739 | 1,222 | 662 | 390 | 217 | 164 | 586 |
| l hX Xl | S.T | 1,274,554 | 1,066,857 | 130,468 | 39,334 | 15,580 | 7,763 | 4,393 | 2,631 | 1,690 | 5,838 |
| | M | 711,862 | 543,745 | 105,336 | 32,424 | 12,846 | 6,234 | 3,472 | 2,085 | 1,331 | 4,389 |
| | F | 562,692 | 523,112 | 25,132 | 6,910 | 2,734 | 1,529 | 921 | 546 | 359 | 1,449 |
| l nX Xq | S.T | 1,361,343 | 1,123,603 | 150,275 | 44,087 | 17,759 | 8,733 | 4,938 | 3,042 | 2,012 | 6,894 |
| | M | 750,985 | 569,355 | 113,886 | 34,555 | 13,722 | 6,735 | 3,777 | 2,280 | 1,517 | 5,158 |
| | F | 610,358 | 554,248 | 36,389 | 9,532 | 4,037 | 1,998 | 1,161 | 762 | 495 | 1,736 |
| nhX Xl | S.T | 1,759,518 | 1,404,815 | 225,484 | 64,526 | 25,998 | 13,047 | 7,426 | 4,642 | 2,985 | 10,595 |
| | M | 893,833 | 666,821 | 141,050 | 42,671 | 17,143 | 8,603 | 4,936 | 3,155 | 2,008 | 7,446 |
| | F | 865,685 | 737,994 | 84,434 | 21,855 | 8,855 | 4,444 | 2,490 | 1,487 | 977 | 3,149 |
| nmX Xq | S.T | 1,152,185 | 899,472 | 161,774 | 45,764 | 18,404 | 9,099 | 5,248 | 3,185 | 2,072 | 7,167 |
| | M | 610,605 | 453,013 | 97,878 | 29,484 | 12,041 | 6,037 | 3,522 | 2,115 | 1,389 | 5,126 |
| | F | 541,580 | 446,459 | 63,896 | 16,280 | 6,363 | 3,062 | 1,726 | 1,070 | 683 | 2,041 |
| nhX Xl | S.T | 1,053,023 | 820,943 | 149,672 | 41,638 | 16,574 | 8,385 | 4,627 | 2,940 | 1,954 | 6,290 |
| | M | 508,717 | 375,478 | 83,168 | 24,611 | 9,982 | 5,089 | 2,905 | 1,882 | 1,297 | 4,305 |
| | F | 544,306 | 445,465 | 66,504 | 17,027 | 6,592 | 3,296 | 1,722 | 1,058 | 657 | 1,985 |
| nmX Xq | S.T | 322,439 | 253,868 | 45,180 | 11,995 | 4,733 | 2,297 | 1,286 | 826 | 519 | 1,735 |
| | M | 167,890 | 126,309 | 26,782 | 7,576 | 2,932 | 1,427 | 796 | 531 | 337 | 1,200 |
| | F | 154,549 | 127,559 | 18,398 | 4,419 | 1,801 | 870 | 490 | 295 | 182 | 535 |
| ohX Xl | S.T | 648,238 | 517,150 | 86,723 | 22,678 | 8,883 | 4,516 | 2,523 | 1,578 | 1,011 | 3,176 |
| | M | 298,906 | 227,349 | 46,312 | 12,694 | 5,029 | 2,588 | 1,410 | 924 | 598 | 2,002 |
| | F | 349,332 | 289,801 | 40,411 | 9,984 | 3,854 | 1,928 | 1,113 | 654 | 413 | 1,174 |
| onX Xq | S.T | 245,102 | 199,349 | 31,048 | 7,652 | 2,952 | 1,464 | 763 | 495 | 325 | 1,054 |
| | M | 107,993 | 84,500 | 15,662 | 4,092 | 1,573 | 748 | 400 | 241 | 175 | 602 |
| | F | 137,109 | 114,849 | 15,386 | 3,560 | 1,379 | 716 | 363 | 254 | 150 | 452 |
| phX Xl | S.T | 128,727 | 106,358 | 15,477 | 3,604 | 1,413 | 653 | 346 | 220 | 144 | 512 |
| | M | 51,784 | 41,368 | 7,161 | 1,707 | 679 | 291 | 159 | 101 | 80 | 238 |
| | F | 76,943 | 64,990 | 8,316 | 1,897 | 734 | 362 | 187 | 119 | 64 | 274 |
| pm X | S.T | 31,047 | 26,278 | 3,390 | 742 | 256 | 131 | 70 | 38 | 27 | 115 |
| 85 and over | M | 11,778 | 9,603 | 1,540 | 354 | 126 | 47 | 30 | 20 | 11 | 47 |
| | F | 19,269 | 16,675 | 1,850 | 388 | 130 | 84 | 40 | 18 | 16 | 68 |

XX aX X
X aX X X X
X X

Note : 1) Based on Age at the End of the Year

2) Examinees who do not have check-up results or considered
as error values by correction guidelines are excluded

Table VII-31

Statistics on ALT(SGPT) Distribution by Province

XX gf dX a
(Unit : U/L, Person)

| XXXXX Division | | Total | knX 35 or less | knel h | l i e l m | l nenh | ni enh | ni eoh | oi eph | pi eqh | qi ei hh | 101 101 and over |
|---------------------|--------------|-------------------|-------------------|----------------|----------------|----------------|----------------|----------------|---------------|---------------|---------------|------------------------|
| Total | Total | 11,418,167 | 9,668,879 | 465,983 | 322,878 | 216,146 | 276,565 | 156,912 | 95,105 | 60,327 | 40,139 | 115,233 |
| | M | 6,276,759 | 4,896,261 | 356,858 | 253,356 | 171,646 | 222,183 | 126,969 | 77,042 | 49,051 | 32,529 | 90,864 |
| | F | 5,141,408 | 4,772,618 | 109,125 | 69,522 | 44,500 | 54,382 | 29,943 | 18,063 | 11,276 | 7,610 | 24,369 |
| XXXXXX Seoul | S.T | 2,075,931 | 1,774,427 | 80,920 | 55,323 | 37,705 | 47,684 | 26,779 | 16,224 | 10,309 | 6,810 | 19,750 |
| | M | 1,067,620 | 834,675 | 60,475 | 42,494 | 29,441 | 37,636 | 21,224 | 12,925 | 8,196 | 5,410 | 15,144 |
| | F | 1,008,311 | 939,752 | 20,445 | 12,829 | 8,264 | 10,048 | 5,555 | 3,299 | 2,113 | 1,400 | 4,606 |
| XXXXXX Busan | S.T | 822,300 | 698,014 | 33,019 | 23,420 | 14,668 | 19,497 | 11,154 | 6,817 | 4,254 | 2,920 | 8,537 |
| | M | 439,796 | 344,832 | 24,376 | 17,992 | 11,260 | 15,074 | 8,703 | 5,332 | 3,406 | 2,298 | 6,523 |
| | F | 382,504 | 353,182 | 8,643 | 5,428 | 3,408 | 4,423 | 2,451 | 1,485 | 848 | 622 | 2,014 |
| XXXXXX Daegu | S.T | 558,483 | 476,225 | 22,095 | 15,808 | 10,283 | 12,852 | 7,344 | 4,132 | 2,713 | 1,760 | 5,271 |
| | M | 298,609 | 235,043 | 16,472 | 12,061 | 7,971 | 10,129 | 5,858 | 3,348 | 2,185 | 1,416 | 4,126 |
| | F | 259,874 | 241,182 | 5,623 | 3,747 | 2,312 | 2,723 | 1,486 | 784 | 528 | 344 | 1,145 |
| XXXXXX Incheon | S.T | 617,706 | 517,842 | 25,756 | 18,053 | 12,416 | 16,161 | 9,082 | 5,578 | 3,625 | 2,355 | 6,838 |
| | M | 346,839 | 267,272 | 19,913 | 14,322 | 9,935 | 13,146 | 7,411 | 4,568 | 2,940 | 1,904 | 5,428 |
| | F | 270,867 | 250,570 | 5,843 | 3,731 | 2,481 | 3,015 | 1,671 | 1,010 | 685 | 451 | 1,410 |
| XXXXXX Gwangju | S.T | 315,584 | 266,041 | 13,580 | 9,127 | 5,768 | 7,585 | 4,452 | 2,797 | 1,751 | 1,117 | 3,366 |
| | M | 169,530 | 130,294 | 10,415 | 7,268 | 4,542 | 6,111 | 3,620 | 2,267 | 1,448 | 904 | 2,661 |
| | F | 146,054 | 135,747 | 3,165 | 1,859 | 1,226 | 1,474 | 832 | 530 | 303 | 213 | 705 |
| XXXXXX Daejeon | S.T | 352,725 | 300,127 | 14,298 | 9,526 | 6,573 | 8,469 | 4,674 | 2,829 | 1,841 | 1,196 | 3,192 |
| | M | 191,450 | 150,045 | 10,968 | 7,484 | 5,221 | 6,763 | 3,761 | 2,261 | 1,506 | 974 | 2,467 |
| | F | 161,275 | 150,082 | 3,330 | 2,042 | 1,352 | 1,706 | 913 | 568 | 335 | 222 | 725 |
| XXXXXX Ulsan | S.T | 301,140 | 254,420 | 12,951 | 8,624 | 5,828 | 7,348 | 4,044 | 2,423 | 1,577 | 1,014 | 2,911 |
| | M | 195,645 | 156,894 | 10,543 | 7,160 | 4,878 | 6,173 | 3,411 | 2,024 | 1,316 | 829 | 2,417 |
| | F | 105,495 | 97,526 | 2,408 | 1,464 | 950 | 1,175 | 633 | 399 | 261 | 185 | 494 |
| XXXXXX Sejong | S.T | 25,709 | 21,906 | 1,037 | 722 | 450 | 582 | 357 | 213 | 122 | 91 | 229 |
| | M | 14,583 | 11,561 | 793 | 602 | 348 | 465 | 292 | 170 | 96 | 74 | 182 |
| | F | 11,126 | 10,345 | 244 | 120 | 102 | 117 | 65 | 43 | 26 | 17 | 47 |
| XXXXXX Gyeonggi | S.T | 2,590,950 | 2,179,872 | 108,245 | 74,191 | 51,304 | 65,436 | 37,362 | 22,897 | 14,567 | 9,723 | 27,353 |
| | M | 1,460,336 | 1,127,841 | 85,213 | 59,491 | 41,792 | 53,917 | 30,936 | 18,963 | 12,070 | 8,061 | 22,052 |
| | F | 1,130,614 | 1,052,031 | 23,032 | 14,700 | 9,512 | 11,519 | 6,426 | 3,934 | 2,497 | 1,662 | 5,301 |
| XXXXXX Gangwon | S.T | 364,454 | 303,717 | 16,187 | 11,218 | 7,711 | 9,700 | 5,427 | 3,196 | 2,068 | 1,376 | 3,854 |
| | M | 199,778 | 152,414 | 12,261 | 8,663 | 6,038 | 7,668 | 4,368 | 2,574 | 1,659 | 1,137 | 2,996 |
| | F | 164,676 | 151,303 | 3,926 | 2,555 | 1,673 | 2,032 | 1,059 | 622 | 409 | 239 | 858 |
| XXXXXX Chungbuk | S.T | 397,607 | 338,606 | 15,973 | 11,009 | 7,002 | 9,441 | 5,277 | 3,204 | 2,032 | 1,286 | 3,777 |
| | M | 218,286 | 171,800 | 12,286 | 8,708 | 5,516 | 7,544 | 4,230 | 2,570 | 1,672 | 1,022 | 2,938 |
| | F | 179,321 | 166,806 | 3,687 | 2,301 | 1,486 | 1,897 | 1,047 | 634 | 360 | 264 | 839 |
| XXXXXX Chungnam | S.T | 494,416 | 418,165 | 19,770 | 13,792 | 9,537 | 12,282 | 7,004 | 4,308 | 2,670 | 1,870 | 5,018 |
| | M | 281,451 | 220,208 | 15,426 | 10,988 | 7,713 | 10,020 | 5,745 | 3,513 | 2,202 | 1,537 | 4,099 |
| | F | 212,965 | 197,957 | 4,344 | 2,804 | 1,824 | 2,262 | 1,259 | 795 | 468 | 333 | 919 |
| XXXXXX Jeonbuk | S.T | 439,227 | 374,957 | 17,232 | 11,878 | 8,127 | 10,239 | 5,740 | 3,377 | 2,143 | 1,463 | 4,071 |
| | M | 234,049 | 184,392 | 12,895 | 9,142 | 6,372 | 8,013 | 4,536 | 2,698 | 1,715 | 1,166 | 3,120 |
| | F | 205,178 | 190,565 | 4,337 | 2,736 | 1,755 | 2,226 | 1,204 | 679 | 428 | 297 | 951 |
| XXXXXX Jeonnam | S.T | 455,855 | 382,005 | 19,852 | 13,904 | 9,083 | 11,545 | 6,581 | 3,940 | 2,447 | 1,655 | 4,843 |
| | M | 245,875 | 189,181 | 14,808 | 10,542 | 7,041 | 9,045 | 5,214 | 3,095 | 1,926 | 1,304 | 3,719 |
| | F | 209,980 | 192,824 | 5,044 | 3,362 | 2,042 | 2,500 | 1,367 | 845 | 521 | 351 | 1,124 |
| XXXXXX Gyeongbuk | S.T | 681,477 | 576,529 | 28,483 | 19,598 | 13,221 | 16,230 | 9,247 | 5,642 | 3,418 | 2,341 | 6,768 |
| | M | 380,352 | 298,106 | 21,544 | 15,185 | 10,392 | 12,926 | 7,506 | 4,593 | 2,761 | 1,926 | 5,413 |
| | F | 301,125 | 278,423 | 6,939 | 4,413 | 2,829 | 3,304 | 1,741 | 1,049 | 657 | 415 | 1,355 |
| XXXXXX Gyeongnam | S.T | 805,284 | 684,691 | 31,977 | 23,403 | 14,233 | 18,731 | 10,725 | 6,566 | 4,155 | 2,739 | 8,064 |
| | M | 472,203 | 375,320 | 25,078 | 18,735 | 11,438 | 15,329 | 8,830 | 5,363 | 3,437 | 2,221 | 6,452 |
| | F | 333,081 | 309,371 | 6,899 | 4,668 | 2,795 | 3,402 | 1,895 | 1,203 | 718 | 518 | 1,612 |
| XXXXXX Jeju | S.T | 119,319 | 101,335 | 4,608 | 3,282 | 2,237 | 2,783 | 1,663 | 962 | 635 | 423 | 1,391 |
| | M | 60,357 | 46,383 | 3,392 | 2,519 | 1,748 | 2,224 | 1,324 | 778 | 516 | 346 | 1,127 |
| | F | 58,962 | 54,952 | 1,216 | 763 | 489 | 559 | 339 | 184 | 119 | 77 | 264 |

XX aX

X aX

X

X

X

X

X

X

X

X

X

X

X

X

X

X

X

X

X

X

X

X

X

X

X

Note : 1) Based on Resident Registration Address

2) Examinees who do not have check-up results or considered as error values by correction guidelines are excluded

Table VII-32

Statistics on ALT(SGPT) Distribution by Age

XX g t dX a
(Unit : U/L, Person)

| XXXXX Division | | Total | knX 35 or less | knel h | l i e l m | l nenh | ni enh | ni eoh | oi eph | pi eqh | qi ei hh | 101 101 and over |
|---------------------|--------------|-------------------|-------------------|----------------|----------------|----------------|----------------|----------------|---------------|---------------|---------------|---------------------|
| Total | Total | 11,418,167 | 9,668,879 | 465,983 | 322,878 | 216,146 | 276,565 | 156,912 | 95,105 | 60,327 | 40,139 | 115,233 |
| | M | 6,276,759 | 4,896,261 | 356,858 | 253,356 | 171,646 | 222,183 | 126,969 | 77,042 | 49,051 | 32,529 | 90,864 |
| | F | 5,141,408 | 4,772,618 | 109,125 | 69,522 | 44,500 | 54,382 | 29,943 | 18,063 | 11,276 | 7,610 | 24,369 |
| i q X 19 or less | S.T | 25,850 | 24,671 | 277 | 216 | 117 | 185 | 102 | 65 | 53 | 38 | 126 |
| | M | 11,876 | 10,991 | 205 | 164 | 88 | 139 | 73 | 54 | 43 | 31 | 88 |
| | F | 13,974 | 13,680 | 72 | 52 | 29 | 46 | 29 | 11 | 10 | 7 | 38 |
| j hXg Xgl | S.T | 289,840 | 271,494 | 4,665 | 3,288 | 2,054 | 2,800 | 1,564 | 1,041 | 689 | 492 | 1,753 |
| | M | 127,693 | 113,366 | 3,566 | 2,646 | 1,627 | 2,248 | 1,234 | 816 | 512 | 372 | 1,306 |
| | F | 162,147 | 158,128 | 1,099 | 642 | 427 | 552 | 330 | 225 | 177 | 120 | 447 |
| j mXg Xgq | S.T | 861,328 | 755,806 | 24,692 | 18,275 | 12,100 | 16,635 | 9,967 | 6,305 | 4,270 | 3,019 | 10,259 |
| | M | 480,230 | 385,506 | 21,929 | 16,466 | 10,869 | 15,099 | 9,031 | 5,717 | 3,858 | 2,717 | 9,038 |
| | F | 381,098 | 370,300 | 2,763 | 1,809 | 1,231 | 1,536 | 936 | 588 | 412 | 302 | 1,221 |
| khXg Xgl | S.T | 1,181,820 | 957,853 | 49,998 | 37,598 | 26,342 | 36,220 | 22,274 | 14,430 | 9,560 | 6,561 | 20,984 |
| | M | 791,344 | 581,887 | 46,263 | 35,120 | 24,713 | 34,122 | 21,002 | 13,559 | 9,022 | 6,163 | 19,493 |
| | F | 390,476 | 375,966 | 3,735 | 2,478 | 1,629 | 2,098 | 1,272 | 871 | 538 | 398 | 1,491 |
| knXg Xgq | S.T | 1,083,156 | 862,108 | 52,002 | 38,247 | 27,078 | 36,437 | 21,750 | 13,623 | 9,157 | 6,126 | 16,628 |
| | M | 751,266 | 543,651 | 48,393 | 35,867 | 25,525 | 34,474 | 20,587 | 12,914 | 8,624 | 5,775 | 15,456 |
| | F | 331,890 | 318,457 | 3,609 | 2,380 | 1,553 | 1,963 | 1,163 | 709 | 533 | 351 | 1,172 |
| lhXg Xgl | S.T | 1,274,554 | 1,057,355 | 55,014 | 39,312 | 26,962 | 35,708 | 20,621 | 12,506 | 7,808 | 5,184 | 14,084 |
| | M | 711,862 | 523,480 | 46,959 | 34,228 | 23,773 | 31,407 | 18,131 | 10,956 | 6,782 | 4,504 | 11,642 |
| | F | 562,692 | 533,875 | 8,055 | 5,084 | 3,189 | 4,301 | 2,490 | 1,550 | 1,026 | 680 | 2,442 |
| lmXg Xgq | S.T | 1,361,343 | 1,141,818 | 59,072 | 41,139 | 27,569 | 35,160 | 19,781 | 11,786 | 7,267 | 4,791 | 12,960 |
| | M | 750,985 | 570,839 | 47,897 | 34,048 | 22,883 | 29,354 | 16,444 | 9,770 | 5,918 | 3,891 | 9,941 |
| | F | 610,358 | 570,979 | 11,175 | 7,091 | 4,686 | 5,806 | 3,337 | 2,016 | 1,349 | 900 | 3,019 |
| nhXg Xgl | S.T | 1,759,517 | 1,475,905 | 80,280 | 54,267 | 35,929 | 44,187 | 24,067 | 14,301 | 8,892 | 5,796 | 15,893 |
| | M | 893,832 | 696,064 | 55,434 | 38,203 | 25,499 | 31,263 | 16,909 | 9,923 | 6,261 | 3,952 | 10,324 |
| | F | 865,685 | 779,841 | 24,846 | 16,064 | 10,430 | 12,924 | 7,158 | 4,378 | 2,631 | 1,844 | 5,569 |
| nmXg Xgq | S.T | 1,152,184 | 968,658 | 54,021 | 35,598 | 23,004 | 28,127 | 15,429 | 8,939 | 5,377 | 3,543 | 9,488 |
| | M | 610,604 | 488,364 | 35,456 | 23,816 | 15,508 | 19,108 | 10,484 | 5,959 | 3,617 | 2,327 | 5,965 |
| | F | 541,580 | 480,294 | 18,565 | 11,782 | 7,496 | 9,019 | 4,945 | 2,980 | 1,760 | 1,216 | 3,523 |
| nhXg Xgl | S.T | 1,053,022 | 903,203 | 45,391 | 29,369 | 19,222 | 22,839 | 12,061 | 6,863 | 4,187 | 2,687 | 7,200 |
| | M | 508,716 | 417,574 | 27,139 | 17,845 | 11,808 | 14,067 | 7,557 | 4,218 | 2,542 | 1,667 | 4,299 |
| | F | 544,306 | 485,629 | 18,252 | 11,524 | 7,414 | 8,772 | 4,504 | 2,645 | 1,645 | 1,020 | 2,901 |
| nmXg Xgq | S.T | 322,439 | 285,158 | 11,977 | 7,458 | 4,637 | 5,490 | 2,885 | 1,591 | 979 | 574 | 1,690 |
| | M | 167,890 | 144,154 | 7,480 | 4,785 | 2,937 | 3,555 | 1,886 | 1,038 | 642 | 377 | 1,036 |
| | F | 154,549 | 141,004 | 4,497 | 2,673 | 1,700 | 1,935 | 999 | 553 | 337 | 197 | 654 |
| ohXg Xgl | S.T | 648,238 | 585,936 | 20,054 | 12,745 | 7,891 | 9,115 | 4,579 | 2,653 | 1,476 | 960 | 2,829 |
| | M | 298,906 | 262,840 | 11,565 | 7,311 | 4,597 | 5,329 | 2,639 | 1,565 | 890 | 560 | 1,610 |
| | F | 349,332 | 323,096 | 8,489 | 5,434 | 3,294 | 3,786 | 1,940 | 1,088 | 586 | 400 | 1,219 |
| onXg Xgq | S.T | 245,102 | 227,259 | 5,905 | 3,735 | 2,271 | 2,506 | 1,202 | 692 | 425 | 253 | 854 |
| | M | 107,993 | 98,138 | 3,235 | 2,017 | 1,294 | 1,423 | 674 | 393 | 246 | 136 | 437 |
| | F | 137,109 | 129,121 | 2,670 | 1,718 | 977 | 1,083 | 528 | 299 | 179 | 117 | 417 |
| phXg Xgl | S.T | 128,727 | 121,760 | 2,251 | 1,405 | 852 | 1,009 | 553 | 251 | 160 | 96 | 390 |
| | M | 51,784 | 48,205 | 1,140 | 732 | 459 | 516 | 281 | 137 | 80 | 46 | 188 |
| | F | 76,943 | 73,555 | 1,111 | 673 | 393 | 493 | 272 | 114 | 80 | 50 | 202 |
| pm X 85 and over | S.T | 31,047 | 29,895 | 384 | 226 | 118 | 147 | 77 | 59 | 27 | 19 | 95 |
| | M | 11,778 | 11,202 | 197 | 108 | 66 | 79 | 37 | 23 | 14 | 11 | 41 |
| | F | 19,269 | 18,693 | 187 | 118 | 52 | 68 | 40 | 36 | 13 | 8 | 54 |

Note : 1) Based on Age at the End of the Year

2) Examinees who do not have check-up results or considered as error values by correction guidelines are excluded

Table VII-33

Statistics on Gamma GTP Distribution by Province

XX g dX a
(Unit : U/L, Person)

| XXXXX Division | | Total | pX less than 8 | pei h | i i ekm | knel m | l nenk | nl eoo | opeqq | 100 100 and over |
|---------------------|--------------|-------------------|-------------------|----------------|------------------|----------------|----------------|----------------|----------------|------------------------|
| Total | Total | 11,418,131 | 96,868 | 585,975 | 7,495,187 | 967,923 | 918,505 | 387,522 | 349,244 | 616,907 |
| | M | 6,276,746 | 8,121 | 60,121 | 3,509,003 | 754,344 | 759,630 | 331,311 | 303,939 | 550,277 |
| | F | 5,141,385 | 88,747 | 525,854 | 3,986,184 | 213,579 | 158,875 | 56,211 | 45,305 | 66,630 |
| XXXXXX Seoul | S.T | 2,075,915 | 17,013 | 106,544 | 1,389,459 | 171,475 | 160,798 | 66,434 | 60,180 | 104,012 |
| | M | 1,067,615 | 1,283 | 9,079 | 598,303 | 130,078 | 130,210 | 55,782 | 51,356 | 91,524 |
| | F | 1,008,300 | 15,730 | 97,465 | 791,156 | 41,397 | 30,588 | 10,652 | 8,824 | 12,488 |
| XXXXXX Busan | S.T | 822,299 | 7,318 | 41,448 | 531,787 | 71,709 | 67,943 | 29,072 | 25,844 | 47,178 |
| | M | 439,795 | 536 | 4,053 | 238,149 | 54,546 | 54,743 | 24,403 | 21,932 | 41,433 |
| | F | 382,504 | 6,782 | 37,395 | 293,638 | 17,163 | 13,200 | 4,669 | 3,912 | 5,745 |
| XXXXXX Daegu | S.T | 558,482 | 5,909 | 31,477 | 373,421 | 46,338 | 42,737 | 17,656 | 15,112 | 25,832 |
| | M | 298,609 | 538 | 2,962 | 172,921 | 36,111 | 35,318 | 14,972 | 13,082 | 22,705 |
| | F | 259,873 | 5,371 | 28,515 | 200,500 | 10,227 | 7,419 | 2,684 | 2,030 | 3,127 |
| XXXXXX Incheon | S.T | 617,702 | 3,239 | 24,644 | 396,025 | 56,563 | 54,450 | 23,190 | 21,374 | 38,217 |
| | M | 346,838 | 302 | 2,518 | 183,128 | 43,658 | 44,601 | 19,844 | 18,715 | 34,072 |
| | F | 270,864 | 2,937 | 22,126 | 212,897 | 12,905 | 9,849 | 3,346 | 2,659 | 4,145 |
| XXXXXX Gwangju | S.T | 315,584 | 3,033 | 19,329 | 207,165 | 25,623 | 24,322 | 10,383 | 9,228 | 16,501 |
| | M | 169,531 | 204 | 1,551 | 95,110 | 20,286 | 20,402 | 8,995 | 8,144 | 14,839 |
| | F | 146,053 | 2,829 | 17,778 | 112,055 | 5,337 | 3,920 | 1,388 | 1,084 | 1,662 |
| XXXXXX Daejeon | S.T | 352,724 | 4,307 | 21,835 | 232,200 | 28,994 | 27,339 | 11,309 | 10,126 | 16,614 |
| | M | 191,449 | 335 | 2,191 | 110,287 | 22,692 | 22,746 | 9,637 | 8,838 | 14,723 |
| | F | 161,275 | 3,972 | 19,644 | 121,913 | 6,302 | 4,593 | 1,672 | 1,288 | 1,891 |
| XXXXXX Ulsan | S.T | 301,140 | 2,208 | 15,036 | 194,064 | 27,256 | 26,063 | 10,896 | 9,630 | 15,987 |
| | M | 195,645 | 237 | 2,365 | 114,059 | 22,997 | 22,932 | 9,744 | 8,716 | 14,595 |
| | F | 105,495 | 1,971 | 12,671 | 80,005 | 4,259 | 3,131 | 1,152 | 914 | 1,392 |
| XXXXXX Sejong | S.T | 25,709 | 313 | 1,715 | 16,793 | 2,098 | 1,914 | 880 | 711 | 1,285 |
| | M | 14,583 | 37 | 242 | 8,435 | 1,690 | 1,621 | 777 | 628 | 1,153 |
| | F | 11,126 | 276 | 1,473 | 8,358 | 408 | 293 | 103 | 83 | 132 |
| XXXXXX Gyeonggi | S.T | 2,590,946 | 20,997 | 133,711 | 1,685,755 | 223,164 | 214,015 | 90,310 | 82,024 | 140,970 |
| | M | 1,460,335 | 1,812 | 13,954 | 812,183 | 176,665 | 178,982 | 77,998 | 71,998 | 126,743 |
| | F | 1,130,611 | 19,185 | 119,757 | 873,572 | 46,499 | 35,033 | 12,312 | 10,026 | 14,227 |
| XXXXXX Gangwon | S.T | 364,452 | 2,474 | 18,271 | 230,908 | 31,569 | 30,961 | 13,675 | 12,644 | 23,950 |
| | M | 199,777 | 230 | 1,787 | 105,046 | 23,859 | 25,038 | 11,445 | 10,958 | 21,414 |
| | F | 164,675 | 2,244 | 16,484 | 125,862 | 7,710 | 5,923 | 2,230 | 1,686 | 2,536 |
| XXXXXX Chungbuk | S.T | 397,607 | 3,446 | 18,520 | 263,221 | 33,292 | 32,217 | 13,778 | 11,953 | 21,180 |
| | M | 218,286 | 323 | 1,922 | 122,275 | 25,911 | 26,703 | 11,784 | 10,481 | 18,887 |
| | F | 179,321 | 3,123 | 16,598 | 140,946 | 7,381 | 5,514 | 1,994 | 1,472 | 2,293 |
| XXXXXX Chungnam | S.T | 494,416 | 6,025 | 28,735 | 320,385 | 40,978 | 39,378 | 16,664 | 15,080 | 27,171 |
| | M | 281,451 | 576 | 3,935 | 159,280 | 32,448 | 32,995 | 14,397 | 13,349 | 24,471 |
| | F | 212,965 | 5,449 | 24,800 | 161,105 | 8,530 | 6,383 | 2,267 | 1,731 | 2,700 |
| XXXXXX Jeonbuk | S.T | 439,225 | 3,546 | 19,947 | 296,473 | 36,164 | 33,573 | 13,828 | 13,006 | 22,688 |
| | M | 234,049 | 270 | 1,910 | 133,536 | 27,657 | 27,464 | 11,710 | 11,267 | 20,235 |
| | F | 205,176 | 3,276 | 18,037 | 162,937 | 8,507 | 6,109 | 2,118 | 1,739 | 2,453 |
| XXXXXX Jeonnam | S.T | 455,854 | 3,199 | 22,333 | 297,586 | 38,150 | 36,093 | 15,570 | 14,370 | 28,553 |
| | M | 245,875 | 277 | 2,162 | 133,416 | 29,322 | 29,641 | 13,195 | 12,381 | 25,481 |
| | F | 209,979 | 2,922 | 20,171 | 164,170 | 8,828 | 6,452 | 2,375 | 1,989 | 3,072 |
| XXXXXX Gyeongbuk | S.T | 681,476 | 5,398 | 33,688 | 454,965 | 56,856 | 53,299 | 22,256 | 20,000 | 35,014 |
| | M | 380,351 | 419 | 3,665 | 219,193 | 44,630 | 44,460 | 19,130 | 17,499 | 31,355 |
| | F | 301,125 | 4,979 | 30,023 | 235,772 | 12,226 | 8,839 | 3,126 | 2,501 | 3,659 |
| XXXXXX Gyeongnam | S.T | 805,281 | 6,353 | 41,294 | 528,983 | 68,618 | 64,554 | 27,485 | 24,173 | 43,821 |
| | M | 472,200 | 627 | 5,102 | 272,572 | 54,791 | 54,509 | 23,918 | 21,279 | 39,402 |
| | F | 333,081 | 5,726 | 36,192 | 256,411 | 13,827 | 10,045 | 3,567 | 2,894 | 4,419 |
| XXXXXX Jeju | S.T | 119,319 | 2,090 | 7,448 | 75,997 | 9,076 | 8,849 | 4,136 | 3,789 | 7,934 |
| | M | 60,357 | 115 | 723 | 31,110 | 7,003 | 7,265 | 3,580 | 3,316 | 7,245 |
| | F | 58,962 | 1,975 | 6,725 | 44,887 | 2,073 | 1,584 | 556 | 473 | 689 |

Note : 1) Based on Resident Registration Address

2) Examinees who do not have check-up results or considered
as error values by correction guidelines are excluded

제 VII-34 표

Table VII-34

Statistics on Gamma GTP Distribution by Age

단위 : U/L, Person

| 구분 | Division | Total | pX less than 8 | peih | iekm | knel m | lenk | nl eoo | opeqq | 100 100 and over |
|--------------|--------------|-------------------|-------------------|----------------|------------------|----------------|----------------|----------------|----------------|------------------------|
| Total | Total | 11,418,131 | 96,868 | 585,975 | 7,495,187 | 967,923 | 918,505 | 387,522 | 349,244 | 616,907 |
| | M | 6,276,746 | 8,121 | 60,121 | 3,509,003 | 754,344 | 759,630 | 331,311 | 303,939 | 550,277 |
| | F | 5,141,385 | 88,747 | 525,854 | 3,986,184 | 213,579 | 158,875 | 56,211 | 45,305 | 66,630 |
| 19 or less | S.T | 25,850 | 434 | 2,955 | 21,405 | 534 | 320 | 99 | 50 | 53 |
| | M | 11,876 | 61 | 532 | 10,436 | 416 | 269 | 83 | 40 | 39 |
| | F | 13,974 | 373 | 2,423 | 10,969 | 118 | 51 | 16 | 10 | 14 |
| 20-29 | S.T | 289,838 | 5,299 | 29,780 | 231,918 | 9,991 | 7,016 | 2,310 | 1,672 | 1,852 |
| | M | 127,693 | 451 | 3,398 | 105,311 | 7,889 | 5,734 | 1,944 | 1,412 | 1,554 |
| | F | 162,145 | 4,848 | 26,382 | 126,607 | 2,102 | 1,282 | 366 | 260 | 298 |
| 30-39 | S.T | 861,327 | 13,318 | 72,065 | 625,120 | 52,077 | 45,380 | 17,623 | 15,186 | 20,558 |
| | M | 480,230 | 947 | 7,627 | 334,625 | 45,912 | 41,233 | 16,302 | 14,192 | 19,392 |
| | F | 381,097 | 12,371 | 64,438 | 290,495 | 6,165 | 4,147 | 1,321 | 994 | 1,166 |
| 40-49 | S.T | 1,181,816 | 15,082 | 75,649 | 763,386 | 98,077 | 95,769 | 40,592 | 36,776 | 56,485 |
| | M | 791,344 | 961 | 8,604 | 473,021 | 90,204 | 90,070 | 38,683 | 35,297 | 54,504 |
| | F | 390,472 | 14,121 | 67,045 | 290,365 | 7,873 | 5,699 | 1,909 | 1,479 | 1,981 |
| 50-59 | S.T | 1,083,151 | 9,371 | 54,710 | 657,714 | 101,239 | 103,271 | 46,223 | 42,301 | 68,322 |
| | M | 751,262 | 786 | 5,950 | 404,119 | 92,566 | 97,086 | 44,122 | 40,583 | 66,050 |
| | F | 331,889 | 8,585 | 48,760 | 253,595 | 8,673 | 6,185 | 2,101 | 1,718 | 2,272 |
| 60-69 | S.T | 1,274,551 | 12,325 | 76,694 | 785,252 | 108,599 | 111,679 | 50,145 | 46,840 | 83,017 |
| | M | 711,861 | 668 | 4,850 | 354,154 | 89,911 | 97,536 | 45,102 | 42,787 | 76,853 |
| | F | 562,690 | 11,657 | 71,844 | 431,098 | 18,688 | 14,143 | 5,043 | 4,053 | 6,164 |
| 70-79 | S.T | 1,361,340 | 11,429 | 73,169 | 836,366 | 121,100 | 122,502 | 54,682 | 50,202 | 91,890 |
| | M | 750,983 | 600 | 4,569 | 367,354 | 97,135 | 104,618 | 48,137 | 44,794 | 83,776 |
| | F | 610,357 | 10,829 | 68,600 | 469,012 | 23,965 | 17,884 | 6,545 | 5,408 | 8,114 |
| 80-89 | S.T | 1,759,515 | 10,850 | 73,433 | 1,110,372 | 161,222 | 157,503 | 67,982 | 61,994 | 116,159 |
| | M | 893,831 | 769 | 5,572 | 443,391 | 116,529 | 122,041 | 54,739 | 50,997 | 99,793 |
| | F | 865,684 | 10,081 | 67,861 | 666,981 | 44,693 | 35,462 | 13,243 | 10,997 | 16,366 |
| 90-99 | S.T | 1,152,183 | 4,953 | 35,299 | 740,429 | 112,258 | 105,203 | 43,304 | 38,415 | 72,322 |
| | M | 610,604 | 636 | 4,144 | 317,238 | 80,049 | 80,585 | 34,486 | 31,415 | 62,051 |
| | F | 541,579 | 4,317 | 31,155 | 423,191 | 32,209 | 24,618 | 8,818 | 7,000 | 10,271 |
| 100 and over | S.T | 1,053,020 | 4,827 | 33,974 | 715,897 | 96,602 | 84,676 | 33,079 | 29,046 | 54,919 |
| | M | 508,716 | 649 | 4,449 | 284,721 | 64,479 | 61,049 | 24,994 | 22,558 | 45,817 |
| | F | 544,304 | 4,178 | 29,525 | 431,176 | 32,123 | 23,627 | 8,085 | 6,488 | 9,102 |
| 100 and over | S.T | 322,436 | 1,518 | 10,643 | 227,587 | 28,285 | 23,408 | 8,757 | 7,659 | 14,579 |
| | M | 167,889 | 286 | 1,928 | 103,381 | 19,903 | 17,377 | 6,741 | 6,063 | 12,210 |
| | F | 154,547 | 1,232 | 8,715 | 124,206 | 8,382 | 6,031 | 2,016 | 1,596 | 2,369 |
| 100 and over | S.T | 648,233 | 3,782 | 25,339 | 473,700 | 51,223 | 41,011 | 15,210 | 12,956 | 25,012 |
| | M | 298,904 | 652 | 4,457 | 191,965 | 32,873 | 28,447 | 10,969 | 9,627 | 19,914 |
| | F | 349,329 | 3,130 | 20,882 | 281,735 | 18,350 | 12,564 | 4,241 | 3,329 | 5,098 |
| 100 and over | S.T | 245,098 | 1,769 | 11,490 | 184,221 | 17,269 | 13,613 | 4,973 | 4,041 | 7,722 |
| | M | 107,991 | 336 | 2,156 | 73,540 | 10,827 | 9,121 | 3,423 | 2,853 | 5,735 |
| | F | 137,107 | 1,433 | 9,334 | 110,681 | 6,442 | 4,492 | 1,550 | 1,188 | 1,987 |
| 100 and over | S.T | 128,726 | 1,192 | 7,774 | 98,678 | 7,882 | 5,939 | 2,123 | 1,805 | 3,333 |
| | M | 51,784 | 231 | 1,380 | 37,040 | 4,719 | 3,748 | 1,332 | 1,133 | 2,201 |
| | F | 76,942 | 961 | 6,394 | 61,638 | 3,163 | 2,191 | 791 | 672 | 1,132 |
| 100 and over | S.T | 31,047 | 719 | 3,001 | 23,142 | 1,565 | 1,215 | 420 | 301 | 684 |
| | M | 11,778 | 88 | 505 | 8,707 | 932 | 716 | 254 | 188 | 388 |
| | F | 19,269 | 631 | 2,496 | 14,435 | 633 | 499 | 166 | 113 | 296 |

Note : 1) Based on Age at the End of the Year

2) Examinees who do not have check-up results or considered as error values by correction guidelines are excluded

Table VII-35

Statistics on the Distribution of Chest X-Ray Results by Province

(Unit : Person)

| Division | | Total | Normal A | Suspected disease | Other |
|--------------|--------------|-------------------|-------------------|-------------------|----------------|
| Total | Total | 11,408,549 | 10,450,256 | 742,159 | 216,134 |
| | M | 6,273,041 | 5,816,381 | 369,955 | 86,705 |
| | F | 5,135,508 | 4,633,875 | 372,204 | 129,429 |
| Seoul | S.T | 2,075,276 | 1,893,506 | 157,839 | 23,931 |
| | M | 1,067,540 | 987,551 | 75,250 | 4,739 |
| | F | 1,007,736 | 905,955 | 82,589 | 19,192 |
| Busan | S.T | 822,110 | 753,583 | 58,513 | 10,014 |
| | M | 439,749 | 407,735 | 29,097 | 2,917 |
| | F | 382,361 | 345,848 | 29,416 | 7,097 |
| Daejeon | S.T | 558,368 | 509,076 | 38,736 | 10,556 |
| | M | 298,609 | 275,463 | 19,704 | 3,442 |
| | F | 259,759 | 233,613 | 19,032 | 7,114 |
| Incheon | S.T | 617,567 | 580,019 | 30,311 | 7,237 |
| | M | 346,808 | 329,428 | 15,816 | 1,564 |
| | F | 270,759 | 250,591 | 14,495 | 5,673 |
| Gwangju | S.T | 311,011 | 288,488 | 16,763 | 5,760 |
| | M | 167,212 | 157,407 | 8,407 | 1,398 |
| | F | 143,799 | 131,081 | 8,356 | 4,362 |
| Daejeon | S.T | 352,669 | 326,425 | 22,076 | 4,168 |
| | M | 191,434 | 179,300 | 11,222 | 912 |
| | F | 161,235 | 147,125 | 10,854 | 3,256 |
| Ulsan | S.T | 300,959 | 263,693 | 10,227 | 27,039 |
| | M | 195,617 | 165,511 | 5,586 | 24,520 |
| | F | 105,342 | 98,182 | 4,641 | 2,519 |
| Sejong | S.T | 25,705 | 23,176 | 2,019 | 510 |
| | M | 14,582 | 13,499 | 901 | 182 |
| | F | 11,123 | 9,677 | 1,118 | 328 |
| Gyeonggi | S.T | 2,590,237 | 2,404,420 | 158,057 | 27,760 |
| | M | 1,460,192 | 1,372,491 | 81,538 | 6,163 |
| | F | 1,130,045 | 1,031,929 | 76,519 | 21,597 |
| Gangwon | S.T | 364,427 | 327,185 | 28,518 | 8,724 |
| | M | 199,773 | 182,196 | 14,078 | 3,499 |
| | F | 164,654 | 144,989 | 14,440 | 5,225 |
| Chungbuk | S.T | 397,498 | 367,979 | 22,165 | 7,354 |
| | M | 218,271 | 204,531 | 11,302 | 2,438 |
| | F | 179,227 | 163,448 | 10,863 | 4,916 |
| Chungnam | S.T | 494,328 | 448,564 | 35,897 | 9,867 |
| | M | 281,419 | 260,192 | 17,576 | 3,651 |
| | F | 212,909 | 188,372 | 18,321 | 6,216 |
| Jeonbuk | S.T | 438,808 | 395,077 | 25,417 | 18,314 |
| | M | 233,948 | 214,231 | 12,634 | 7,083 |
| | F | 204,860 | 180,846 | 12,783 | 11,231 |
| Jeonnam | S.T | 454,097 | 419,777 | 25,783 | 8,537 |
| | M | 245,080 | 229,802 | 12,406 | 2,872 |
| | F | 209,017 | 189,975 | 13,377 | 5,665 |
| Gyeongbuk | S.T | 681,052 | 603,288 | 48,748 | 29,016 |
| | M | 380,267 | 341,782 | 23,343 | 15,142 |
| | F | 300,785 | 261,506 | 25,405 | 13,874 |
| Gyeongnam | S.T | 805,185 | 733,392 | 55,748 | 16,045 |
| | M | 472,206 | 437,887 | 28,328 | 5,991 |
| | F | 332,979 | 295,505 | 27,420 | 10,054 |
| Jeju | S.T | 119,252 | 112,608 | 5,342 | 1,302 |
| | M | 60,334 | 57,375 | 2,767 | 192 |
| | F | 58,918 | 55,233 | 2,575 | 1,110 |

Note : Based on Resident Registration Address

제 VII-36 표

Table VII-36

Statistics on the Distribution of Chest X-Ray Results by Age

XX a
(Unit : Person)

| Division | | Total | Normal A | Suspected disease | Other |
|--------------|--------------|-------------------|-------------------|-------------------|----------------|
| Total | Total | 11,408,549 | 10,450,256 | 742,159 | 216,134 |
| | M | 6,273,041 | 5,816,381 | 369,955 | 86,705 |
| | F | 5,135,508 | 4,633,875 | 372,204 | 129,429 |
| i q X | S.T | 25,843 | 25,382 | 221 | 240 |
| 19 or less | M | 11,868 | 11,627 | 91 | 150 |
| | F | 13,975 | 13,755 | 130 | 90 |
| j hXl | S.T | 289,604 | 282,970 | 3,221 | 3,413 |
| | M | 127,669 | 125,200 | 1,288 | 1,181 |
| | F | 161,935 | 157,770 | 1,933 | 2,232 |
| j mXq | S.T | 860,057 | 828,907 | 10,947 | 20,203 |
| | M | 479,940 | 470,021 | 6,008 | 3,911 |
| | F | 380,117 | 358,886 | 4,939 | 16,292 |
| khXl | S.T | 1,180,076 | 1,122,132 | 19,261 | 38,683 |
| | M | 790,939 | 770,629 | 13,277 | 7,033 |
| | F | 389,137 | 351,503 | 5,984 | 31,650 |
| knXq | S.T | 1,082,273 | 1,041,170 | 23,260 | 17,843 |
| | M | 750,891 | 727,817 | 16,822 | 6,252 |
| | F | 331,382 | 313,353 | 6,438 | 11,591 |
| l hXl | S.T | 1,273,894 | 1,219,127 | 39,299 | 15,468 |
| | M | 711,524 | 678,964 | 24,091 | 8,469 |
| | F | 562,370 | 540,163 | 15,208 | 6,999 |
| l mXq | S.T | 1,360,578 | 1,283,920 | 54,489 | 22,169 |
| | M | 750,548 | 704,299 | 32,123 | 14,126 |
| | F | 610,030 | 579,621 | 22,366 | 8,043 |
| nhXl | S.T | 1,758,415 | 1,629,301 | 100,604 | 28,510 |
| | M | 893,313 | 824,789 | 52,868 | 15,656 |
| | F | 865,102 | 804,512 | 47,736 | 12,854 |
| nmXq | S.T | 1,151,348 | 1,042,128 | 91,824 | 17,396 |
| | M | 610,220 | 553,497 | 48,363 | 8,360 |
| | F | 541,128 | 488,631 | 43,461 | 9,036 |
| nhXl | S.T | 1,052,190 | 913,985 | 119,823 | 18,382 |
| | M | 508,340 | 443,230 | 56,907 | 8,203 |
| | F | 543,850 | 470,755 | 62,916 | 10,179 |
| nmXq | S.T | 322,155 | 266,508 | 49,959 | 5,688 |
| | M | 167,769 | 140,789 | 24,380 | 2,600 |
| | F | 154,386 | 125,719 | 25,579 | 3,088 |
| ohXl | S.T | 647,685 | 509,161 | 124,200 | 14,324 |
| | M | 298,610 | 238,965 | 53,492 | 6,153 |
| | F | 349,075 | 270,196 | 70,708 | 8,171 |
| onXq | S.T | 244,937 | 179,272 | 58,891 | 6,774 |
| | M | 107,901 | 81,533 | 23,727 | 2,641 |
| | F | 137,036 | 97,739 | 35,164 | 4,133 |
| phXl | S.T | 128,599 | 87,904 | 36,179 | 4,516 |
| | M | 51,745 | 37,153 | 13,119 | 1,473 |
| | F | 76,854 | 50,751 | 23,060 | 3,043 |
| pm X | S.T | 30,895 | 18,389 | 9,981 | 2,525 |
| 85 and over | M | 11,764 | 7,868 | 3,399 | 497 |
| | F | 19,131 | 10,521 | 6,582 | 2,028 |

Note : Based on Age at the End of the Year

XX aX X
 X aX X X X X
 XXXX X y XX dK 'j a
 XXXX X XX X dK X dK X dK X a
 XXXX X XX 'z aK

Table VII-37

Statistics on the Distribution of Diastolic Blood Pressure
Based on 2nd Step Confirmative test by Province

mmHg, Person

| Division | Total | 70X less than 70 | oheoq | phepq | qheqq | i hhei hq | i i hei i q | ij hei j q | 130 130 and over |
|--------------|----------------|---------------------|---------------|----------------|---------------|---------------|--------------|--------------|------------------------|
| Total | 279,665 | 5,278 | 30,749 | 104,822 | 84,365 | 43,483 | 8,596 | 1,860 | 512 |
| M | 206,916 | 2,795 | 19,133 | 76,129 | 64,495 | 35,235 | 7,117 | 1,579 | 433 |
| F | 72,749 | 2,483 | 11,616 | 28,693 | 19,870 | 8,248 | 1,479 | 281 | 79 |
| Seoul | S.T 44,166 | 997 | 5,340 | 16,358 | 13,242 | 6,455 | 1,382 | 317 | 75 |
| | M 30,922 | 533 | 3,190 | 11,094 | 9,588 | 5,029 | 1,152 | 270 | 66 |
| | F 13,244 | 464 | 2,150 | 5,264 | 3,654 | 1,426 | 230 | 47 | 9 |
| Busan | S.T 19,646 | 335 | 2,437 | 7,560 | 5,788 | 2,813 | 563 | 110 | 40 |
| | M 14,262 | 170 | 1,467 | 5,493 | 4,334 | 2,233 | 432 | 97 | 36 |
| | F 5,384 | 165 | 970 | 2,067 | 1,454 | 580 | 131 | 13 | 4 |
| Daegu | S.T 14,286 | 309 | 1,704 | 5,240 | 4,516 | 2,011 | 399 | 85 | 22 |
| | M 9,982 | 160 | 1,001 | 3,587 | 3,253 | 1,570 | 323 | 72 | 16 |
| | F 4,304 | 149 | 703 | 1,653 | 1,263 | 441 | 76 | 13 | 6 |
| Incheon | S.T 17,490 | 231 | 1,629 | 6,411 | 5,257 | 3,134 | 640 | 141 | 47 |
| | M 13,223 | 130 | 1,044 | 4,639 | 4,111 | 2,600 | 542 | 117 | 40 |
| | F 4,267 | 101 | 585 | 1,772 | 1,146 | 534 | 98 | 24 | 7 |
| Gwangju | S.T 5,330 | 87 | 563 | 2,131 | 1,432 | 880 | 182 | 47 | 8 |
| | M 3,978 | 44 | 348 | 1,612 | 1,072 | 712 | 142 | 42 | 6 |
| | F 1,352 | 43 | 215 | 519 | 360 | 168 | 40 | 5 | 2 |
| Daejeon | S.T 7,803 | 137 | 806 | 3,022 | 2,307 | 1,212 | 260 | 44 | 15 |
| | M 5,826 | 73 | 482 | 2,265 | 1,776 | 972 | 204 | 41 | 13 |
| | F 1,977 | 64 | 324 | 757 | 531 | 240 | 56 | 3 | 2 |
| Ulsan | S.T 10,486 | 173 | 1,199 | 4,278 | 2,883 | 1,513 | 356 | 74 | 10 |
| | M 8,878 | 115 | 918 | 3,673 | 2,434 | 1,345 | 319 | 66 | 8 |
| | F 1,608 | 58 | 281 | 605 | 449 | 168 | 37 | 8 | 2 |
| Sejong | S.T 617 | 3 | 53 | 250 | 177 | 116 | 18 | - | - |
| | M 479 | - | 33 | 193 | 136 | 101 | 16 | - | - |
| | F 138 | 3 | 20 | 57 | 41 | 15 | 2 | - | - |
| Gyeonggi | S.T 68,826 | 1,381 | 7,143 | 24,974 | 21,101 | 11,394 | 2,171 | 519 | 143 |
| | M 50,687 | 729 | 4,343 | 17,872 | 16,104 | 9,262 | 1,814 | 441 | 122 |
| | F 18,139 | 652 | 2,800 | 7,102 | 4,997 | 2,132 | 357 | 78 | 21 |
| Gangwon | S.T 8,784 | 182 | 1,137 | 3,276 | 2,651 | 1,187 | 281 | 50 | 20 |
| | M 6,232 | 96 | 680 | 2,266 | 1,964 | 942 | 226 | 42 | 16 |
| | F 2,552 | 86 | 457 | 1,010 | 687 | 245 | 55 | 8 | 4 |
| Chungbuk | S.T 9,573 | 205 | 1,111 | 3,702 | 2,814 | 1,399 | 280 | 43 | 19 |
| | M 7,178 | 101 | 728 | 2,758 | 2,170 | 1,148 | 223 | 36 | 14 |
| | F 2,395 | 104 | 383 | 944 | 644 | 251 | 57 | 7 | 5 |
| Chungnam | S.T 13,135 | 192 | 1,132 | 4,850 | 4,133 | 2,350 | 368 | 94 | 16 |
| | M 10,069 | 102 | 681 | 3,638 | 3,252 | 1,982 | 322 | 78 | 14 |
| | F 3,066 | 90 | 451 | 1,212 | 881 | 368 | 46 | 16 | 2 |
| Jeonbuk | S.T 8,789 | 226 | 972 | 3,102 | 2,520 | 1,547 | 320 | 79 | 23 |
| | M 6,155 | 98 | 531 | 2,128 | 1,839 | 1,221 | 253 | 63 | 22 |
| | F 2,634 | 128 | 441 | 974 | 681 | 326 | 67 | 16 | 1 |
| Jeonnam | S.T 8,277 | 236 | 932 | 3,350 | 2,279 | 1,203 | 218 | 43 | 16 |
| | M 5,729 | 118 | 557 | 2,281 | 1,655 | 899 | 172 | 32 | 15 |
| | F 2,548 | 118 | 375 | 1,069 | 624 | 304 | 46 | 11 | 1 |
| Gyeongbuk | S.T 16,348 | 206 | 1,662 | 6,328 | 5,204 | 2,376 | 453 | 101 | 18 |
| | M 12,639 | 113 | 1,091 | 4,791 | 4,195 | 1,959 | 387 | 91 | 12 |
| | F 3,709 | 93 | 571 | 1,537 | 1,009 | 417 | 66 | 10 | 6 |
| Gyeongnam | S.T 22,623 | 294 | 2,490 | 8,715 | 6,997 | 3,383 | 616 | 94 | 34 |
| | M 18,167 | 176 | 1,774 | 6,942 | 5,811 | 2,844 | 515 | 76 | 29 |
| | F 4,456 | 118 | 716 | 1,773 | 1,186 | 539 | 101 | 18 | 5 |
| Jeju | S.T 3,486 | 84 | 439 | 1,275 | 1,064 | 510 | 89 | 19 | 6 |
| | M 2,510 | 37 | 265 | 897 | 801 | 416 | 75 | 15 | 4 |
| | F 976 | 47 | 174 | 378 | 263 | 94 | 14 | 4 | 2 |

Note : 1) Based on Resident Registration Address

2) Examinees who do not have health check-up results are excluded, and
it is different from database of secondary diagnoses based on General
Health Screening

제 VII-38 표

Table VII-38

\$

Statistics on the Distribution of Diastolic Blood Pressure
Based on 2nd Step Confirmative test by Age

단위 : mmHg, Person

| Division | | Total | 70X less than 70 | oheoq | phepq | qheqq | i hhei hq | i i hei i q | ij hei j q | 130 130 and over |
|---------------------|-------|---------|---------------------|--------|---------|--------|-----------|-------------|------------|------------------------|
| Total | Total | 279,665 | 5,278 | 30,749 | 104,822 | 84,365 | 43,483 | 8,596 | 1,860 | 512 |
| | M | 206,916 | 2,795 | 19,133 | 76,129 | 64,495 | 35,235 | 7,117 | 1,579 | 433 |
| | F | 72,749 | 2,483 | 11,616 | 28,693 | 19,870 | 8,248 | 1,479 | 281 | 79 |
| i q X 19 or less | S.T | 187 | 4 | 29 | 84 | 47 | 18 | 4 | 1 | - |
| | M | 155 | 4 | 23 | 70 | 39 | 15 | 4 | - | - |
| | F | 32 | - | 6 | 14 | 8 | 3 | - | 1 | - |
| j hXg Xl | S.T | 2,094 | 56 | 330 | 938 | 502 | 215 | 40 | 10 | 3 |
| | M | 1,763 | 41 | 267 | 786 | 440 | 189 | 30 | 7 | 3 |
| | F | 331 | 15 | 63 | 152 | 62 | 26 | 10 | 3 | - |
| j mXg Xq | S.T | 12,028 | 163 | 1,242 | 4,986 | 3,421 | 1,793 | 319 | 82 | 22 |
| | M | 11,053 | 132 | 1,099 | 4,589 | 3,185 | 1,670 | 287 | 75 | 16 |
| | F | 975 | 31 | 143 | 397 | 236 | 123 | 32 | 7 | 6 |
| khXg Xl | S.T | 25,550 | 238 | 2,062 | 9,591 | 7,641 | 4,745 | 940 | 252 | 81 |
| | M | 24,155 | 196 | 1,880 | 9,083 | 7,280 | 4,521 | 887 | 237 | 71 |
| | F | 1,395 | 42 | 182 | 508 | 361 | 224 | 53 | 15 | 10 |
| knXg Xq | S.T | 29,071 | 184 | 2,043 | 10,209 | 9,121 | 5,776 | 1,307 | 324 | 107 |
| | M | 26,825 | 149 | 1,809 | 9,411 | 8,449 | 5,392 | 1,214 | 301 | 100 |
| | F | 2,246 | 35 | 234 | 798 | 672 | 384 | 93 | 23 | 7 |
| l hXg Xl | S.T | 31,830 | 263 | 2,385 | 11,107 | 10,193 | 6,066 | 1,428 | 292 | 96 |
| | M | 25,295 | 168 | 1,701 | 8,736 | 8,147 | 5,037 | 1,184 | 245 | 77 |
| | F | 6,535 | 95 | 684 | 2,371 | 2,046 | 1,029 | 244 | 47 | 19 |
| l mXg Xq | S.T | 39,367 | 351 | 3,161 | 13,737 | 12,802 | 7,408 | 1,526 | 315 | 67 |
| | M | 29,179 | 179 | 1,998 | 9,979 | 9,651 | 5,839 | 1,222 | 255 | 56 |
| | F | 10,188 | 172 | 1,163 | 3,758 | 3,151 | 1,569 | 304 | 60 | 11 |
| nhXg Xl | S.T | 50,757 | 675 | 4,860 | 18,761 | 16,430 | 8,146 | 1,517 | 304 | 64 |
| | M | 34,152 | 329 | 2,713 | 12,197 | 11,477 | 5,977 | 1,162 | 246 | 51 |
| | F | 16,605 | 346 | 2,147 | 6,564 | 4,953 | 2,169 | 355 | 58 | 13 |
| nmXg Xq | S.T | 33,835 | 627 | 3,972 | 13,143 | 10,511 | 4,576 | 812 | 156 | 38 |
| | M | 22,838 | 306 | 2,236 | 8,587 | 7,438 | 3,476 | 643 | 125 | 27 |
| | F | 10,997 | 321 | 1,736 | 4,556 | 3,073 | 1,100 | 169 | 31 | 11 |
| nhXg Xl | S.T | 27,553 | 850 | 4,495 | 11,155 | 7,650 | 2,860 | 443 | 84 | 16 |
| | M | 16,143 | 349 | 2,226 | 6,422 | 4,797 | 1,948 | 321 | 65 | 15 |
| | F | 11,410 | 501 | 2,269 | 4,733 | 2,853 | 912 | 122 | 19 | 1 |
| nmXg Xq | S.T | 8,219 | 365 | 1,577 | 3,399 | 2,060 | 700 | 94 | 14 | 10 |
| | M | 5,005 | 172 | 849 | 2,058 | 1,360 | 483 | 65 | 9 | 9 |
| | F | 3,214 | 193 | 728 | 1,341 | 700 | 217 | 29 | 5 | 1 |
| ohXg Xl | S.T | 13,516 | 914 | 3,175 | 5,534 | 2,881 | 858 | 131 | 18 | 5 |
| | M | 7,382 | 455 | 1,604 | 3,070 | 1,644 | 514 | 81 | 9 | 5 |
| | F | 6,134 | 459 | 1,571 | 2,464 | 1,237 | 344 | 50 | 9 | - |
| omXg Xq | S.T | 4,115 | 424 | 1,032 | 1,603 | 813 | 209 | 27 | 5 | 2 |
| | M | 2,216 | 234 | 536 | 868 | 444 | 113 | 15 | 4 | 2 |
| | F | 1,899 | 190 | 496 | 735 | 369 | 96 | 12 | 1 | - |
| phXg Xl | S.T | 1,295 | 136 | 320 | 485 | 254 | 91 | 7 | 1 | 1 |
| | M | 638 | 67 | 155 | 228 | 129 | 55 | 2 | 1 | 1 |
| | F | 657 | 69 | 165 | 257 | 125 | 36 | 5 | - | - |
| pm X 85 and over | S.T | 248 | 28 | 66 | 90 | 39 | 22 | 1 | 2 | - |
| | M | 117 | 14 | 37 | 45 | 15 | 6 | - | - | - |
| | F | 131 | 14 | 29 | 45 | 24 | 16 | 1 | 2 | - |

Note : 1) Based on Age at the End of the Year

2) Examinees who do not have health check-up results are excluded, and it is different from database of secondary diagnoses based on General Health Screening

제 VII-39 표

Table VII-39

Ü

S

Statistics on the Distribution of Systolic Blood Pressure
Based on 2nd Step Confirmative test by Province

mmHg, Person)

| Division | Total | less than 110 | i i hei i q | i j hei j q | i khei kq | i l hei l q | i nhei nq | i nhei nq | i ohei oq | 180 and over |
|--------------|----------------|---------------|---------------|---------------|---------------|---------------|---------------|---------------|--------------|--------------|
| Total | 279,671 | 1,944 | 11,705 | 37,646 | 84,953 | 67,437 | 44,866 | 20,635 | 6,739 | 3,746 |
| M | 206,921 | 952 | 7,145 | 25,548 | 63,600 | 51,556 | 34,674 | 15,635 | 5,091 | 2,720 |
| F | 72,750 | 992 | 4,560 | 12,098 | 21,353 | 15,881 | 10,192 | 5,000 | 1,648 | 1,026 |
| S.T | 44,166 | 387 | 2,069 | 6,378 | 13,286 | 10,470 | 6,791 | 3,144 | 1,050 | 591 |
| Seoul | M | 30,920 | 176 | 1,186 | 4,092 | 9,316 | 7,608 | 5,048 | 2,297 | 759 |
| | F | 13,246 | 211 | 883 | 2,286 | 3,970 | 2,862 | 1,743 | 847 | 291 |
| S.T | 19,647 | 141 | 965 | 2,721 | 5,922 | 4,692 | 2,945 | 1,422 | 515 | 324 |
| Busan | M | 14,263 | 63 | 554 | 1,839 | 4,373 | 3,518 | 2,257 | 1,053 | 375 |
| | F | 5,384 | 78 | 411 | 882 | 1,549 | 1,174 | 688 | 369 | 140 |
| S.T | 14,286 | 93 | 535 | 1,701 | 4,048 | 3,442 | 2,646 | 1,188 | 430 | 203 |
| Daegu | M | 9,982 | 37 | 292 | 1,058 | 2,833 | 2,468 | 1,936 | 882 | 337 |
| | F | 4,304 | 56 | 243 | 643 | 1,215 | 974 | 710 | 306 | 93 |
| S.T | 17,491 | 108 | 596 | 2,194 | 5,220 | 4,366 | 2,904 | 1,387 | 460 | 256 |
| Incheon | M | 13,224 | 60 | 368 | 1,490 | 3,960 | 3,407 | 2,300 | 1,085 | 360 |
| | F | 4,267 | 48 | 228 | 704 | 1,260 | 959 | 604 | 302 | 100 |
| S.T | 5,330 | 52 | 266 | 748 | 1,693 | 1,169 | 803 | 397 | 126 | 76 |
| Gwangju | M | 3,978 | 23 | 158 | 510 | 1,317 | 915 | 608 | 302 | 96 |
| | F | 1,352 | 29 | 108 | 238 | 376 | 254 | 195 | 95 | 30 |
| S.T | 7,803 | 52 | 373 | 1,156 | 2,495 | 1,858 | 1,188 | 464 | 148 | 69 |
| Daejeon | M | 5,826 | 29 | 221 | 818 | 1,913 | 1,452 | 896 | 342 | 107 |
| | F | 1,977 | 23 | 152 | 338 | 582 | 406 | 292 | 122 | 41 |
| S.T | 10,486 | 41 | 273 | 1,047 | 3,612 | 2,336 | 1,926 | 893 | 236 | 122 |
| Ulsan | M | 8,878 | 21 | 179 | 833 | 3,125 | 2,003 | 1,663 | 753 | 203 |
| | F | 1,608 | 20 | 94 | 214 | 487 | 333 | 263 | 140 | 33 |
| S.T | 617 | - | 19 | 100 | 197 | 158 | 98 | 35 | 7 | 3 |
| Sejong | M | 479 | - | 12 | 70 | 158 | 126 | 77 | 29 | 5 |
| | F | 138 | - | 7 | 30 | 39 | 32 | 21 | 6 | 2 |
| S.T | 68,831 | 457 | 2,703 | 9,165 | 19,891 | 17,135 | 11,602 | 5,222 | 1,672 | 984 |
| Gyeonggi | M | 50,691 | 239 | 1,675 | 6,125 | 14,676 | 13,001 | 9,021 | 3,965 | 1,274 |
| | F | 18,140 | 218 | 1,028 | 3,040 | 5,215 | 4,134 | 2,581 | 1,257 | 398 |
| S.T | 8,784 | 80 | 448 | 1,329 | 2,740 | 2,073 | 1,169 | 613 | 218 | 114 |
| Gangwon | M | 6,232 | 36 | 270 | 875 | 1,944 | 1,518 | 897 | 442 | 167 |
| | F | 2,552 | 44 | 178 | 454 | 796 | 555 | 272 | 171 | 51 |
| S.T | 9,573 | 71 | 439 | 1,511 | 3,033 | 2,234 | 1,416 | 595 | 179 | 95 |
| Chungbuk | M | 7,178 | 30 | 285 | 1,064 | 2,319 | 1,723 | 1,096 | 463 | 132 |
| | F | 2,395 | 41 | 154 | 447 | 714 | 511 | 320 | 132 | 47 |
| S.T | 13,135 | 74 | 501 | 1,790 | 4,021 | 3,278 | 2,024 | 999 | 306 | 142 |
| Chungnam | M | 10,069 | 40 | 309 | 1,271 | 3,118 | 2,645 | 1,580 | 769 | 227 |
| | F | 3,066 | 34 | 192 | 519 | 903 | 633 | 444 | 230 | 79 |
| S.T | 8,789 | 71 | 371 | 1,088 | 2,609 | 1,973 | 1,591 | 707 | 244 | 135 |
| Jeonbuk | M | 6,156 | 29 | 209 | 670 | 1,834 | 1,444 | 1,186 | 505 | 181 |
| | F | 2,633 | 42 | 162 | 418 | 775 | 529 | 405 | 202 | 63 |
| S.T | 8,276 | 95 | 363 | 1,121 | 2,706 | 1,651 | 1,367 | 629 | 214 | 130 |
| Jeonnam | M | 5,729 | 47 | 225 | 706 | 1,901 | 1,183 | 984 | 439 | 149 |
| | F | 2,547 | 48 | 138 | 415 | 805 | 468 | 383 | 190 | 65 |
| S.T | 16,348 | 78 | 523 | 1,920 | 5,092 | 4,089 | 2,752 | 1,281 | 412 | 201 |
| Gyeongbuk | M | 12,639 | 44 | 324 | 1,354 | 3,966 | 3,275 | 2,202 | 1,012 | 323 |
| | F | 3,709 | 34 | 199 | 566 | 1,126 | 814 | 550 | 269 | 89 |
| S.T | 22,623 | 114 | 1,117 | 3,154 | 7,344 | 5,643 | 3,179 | 1,383 | 432 | 257 |
| Gyeongnam | M | 18,167 | 65 | 795 | 2,413 | 6,101 | 4,627 | 2,565 | 1,088 | 325 |
| | F | 4,456 | 49 | 322 | 741 | 1,243 | 1,016 | 614 | 295 | 107 |
| S.T | 3,486 | 30 | 144 | 523 | 1,044 | 870 | 465 | 276 | 90 | 44 |
| Jeju | M | 2,510 | 13 | 83 | 360 | 746 | 643 | 358 | 209 | 71 |
| | F | 976 | 17 | 61 | 163 | 298 | 227 | 107 | 67 | 19 |

Note : 1) Based on Resident Registration Address

2) Examinees who do not have health check-up results are excluded, and it is different from database of secondary diagnoses based on General Health Screening

제 VII-40 표

Table VII-40

Statistics on the Distribution of Systolic Blood Pressure Based on 2nd Step Confirmative test by Age

단위 : mmHg, Person

| 구분 | 구분 | Total | 110 이하 | 110-119 | 120-129 | 130-139 | 140-149 | 150-159 | 160-169 | 170 이상 | 180 이상 |
|---------|-------|---------|--------|---------|---------|---------|---------|---------|---------|--------|--------|
| 구분 | 구분 | Total | 110 이하 | 110-119 | 120-129 | 130-139 | 140-149 | 150-159 | 160-169 | 170 이상 | 180 이상 |
| Total | Total | 279,671 | 1,944 | 11,705 | 37,646 | 84,953 | 67,437 | 44,866 | 20,635 | 6,739 | 3,746 |
| | M | 206,921 | 952 | 7,145 | 25,548 | 63,600 | 51,556 | 34,674 | 15,635 | 5,091 | 2,720 |
| | F | 72,750 | 992 | 4,560 | 12,098 | 21,353 | 15,881 | 10,192 | 5,000 | 1,648 | 1,026 |
| 19 이하 | S.T | 187 | 1 | 13 | 28 | 56 | 38 | 32 | 13 | 3 | 3 |
| | M | 155 | 1 | 10 | 22 | 47 | 29 | 29 | 13 | 3 | 1 |
| | F | 32 | - | 3 | 6 | 9 | 9 | 3 | - | - | 2 |
| 20-29 | S.T | 2,094 | 20 | 117 | 347 | 722 | 451 | 271 | 116 | 35 | 15 |
| | M | 1,763 | 10 | 85 | 270 | 614 | 394 | 242 | 103 | 31 | 14 |
| | F | 331 | 10 | 32 | 77 | 108 | 57 | 29 | 13 | 4 | 1 |
| 30-39 | S.T | 12,028 | 58 | 494 | 1,584 | 4,030 | 2,887 | 1,937 | 747 | 195 | 96 |
| | M | 11,053 | 36 | 397 | 1,388 | 3,745 | 2,706 | 1,817 | 697 | 181 | 86 |
| | F | 975 | 22 | 97 | 196 | 285 | 181 | 120 | 50 | 14 | 10 |
| 40-49 | S.T | 25,550 | 89 | 827 | 3,098 | 8,237 | 6,537 | 4,216 | 1,749 | 513 | 284 |
| | M | 24,155 | 54 | 706 | 2,843 | 7,838 | 6,266 | 4,038 | 1,665 | 491 | 254 |
| | F | 1,395 | 35 | 121 | 255 | 399 | 271 | 178 | 84 | 22 | 30 |
| 50-59 | S.T | 29,072 | 90 | 899 | 3,422 | 9,179 | 7,455 | 4,850 | 2,114 | 692 | 371 |
| | M | 26,826 | 58 | 769 | 3,066 | 8,534 | 6,928 | 4,553 | 1,957 | 634 | 327 |
| | F | 2,246 | 32 | 130 | 356 | 645 | 527 | 297 | 157 | 58 | 44 |
| 60-69 | S.T | 31,830 | 142 | 1,149 | 4,040 | 9,794 | 7,906 | 5,201 | 2,386 | 788 | 424 |
| | M | 25,295 | 78 | 807 | 3,039 | 7,888 | 6,446 | 4,220 | 1,880 | 624 | 313 |
| | F | 6,535 | 64 | 342 | 1,001 | 1,906 | 1,460 | 981 | 506 | 164 | 111 |
| 70-79 | S.T | 39,367 | 197 | 1,367 | 5,031 | 11,786 | 9,748 | 6,560 | 3,114 | 1,031 | 533 |
| | M | 29,179 | 98 | 860 | 3,519 | 8,846 | 7,462 | 4,972 | 2,303 | 753 | 366 |
| | F | 10,188 | 99 | 507 | 1,512 | 2,940 | 2,286 | 1,588 | 811 | 278 | 167 |
| 80-89 | S.T | 50,759 | 349 | 2,094 | 6,974 | 15,053 | 12,308 | 8,119 | 3,932 | 1,228 | 702 |
| | M | 34,154 | 166 | 1,148 | 4,319 | 10,169 | 8,543 | 5,745 | 2,752 | 844 | 468 |
| | F | 16,605 | 183 | 946 | 2,655 | 4,884 | 3,765 | 2,374 | 1,180 | 384 | 234 |
| 90-99 | S.T | 33,835 | 280 | 1,548 | 4,689 | 10,018 | 7,815 | 5,545 | 2,587 | 847 | 506 |
| | M | 22,838 | 139 | 859 | 2,782 | 6,717 | 5,430 | 4,035 | 1,881 | 614 | 381 |
| | F | 10,997 | 141 | 689 | 1,907 | 3,301 | 2,385 | 1,510 | 706 | 233 | 125 |
| 100-109 | S.T | 27,554 | 281 | 1,510 | 4,144 | 8,107 | 6,380 | 4,109 | 1,940 | 707 | 376 |
| | M | 16,144 | 98 | 702 | 2,118 | 4,696 | 3,941 | 2,639 | 1,249 | 461 | 240 |
| | F | 11,410 | 183 | 808 | 2,026 | 3,411 | 2,439 | 1,470 | 691 | 246 | 136 |
| 110-119 | S.T | 8,220 | 80 | 465 | 1,200 | 2,373 | 1,853 | 1,308 | 607 | 213 | 121 |
| | M | 5,006 | 33 | 221 | 642 | 1,463 | 1,171 | 848 | 394 | 152 | 82 |
| | F | 3,214 | 47 | 244 | 558 | 910 | 682 | 460 | 213 | 61 | 39 |
| 120-129 | S.T | 13,516 | 232 | 802 | 2,200 | 4,063 | 2,858 | 1,914 | 915 | 327 | 205 |
| | M | 7,382 | 108 | 385 | 1,111 | 2,239 | 1,575 | 1,124 | 509 | 207 | 124 |
| | F | 6,134 | 124 | 417 | 1,089 | 1,824 | 1,283 | 790 | 406 | 120 | 81 |
| 130-139 | S.T | 4,115 | 94 | 289 | 671 | 1,135 | 865 | 588 | 287 | 111 | 75 |
| | M | 2,216 | 53 | 141 | 329 | 608 | 489 | 320 | 162 | 72 | 42 |
| | F | 1,899 | 41 | 148 | 342 | 527 | 376 | 268 | 125 | 39 | 33 |
| 140-149 | S.T | 1,296 | 22 | 106 | 183 | 349 | 286 | 177 | 105 | 39 | 29 |
| | M | 638 | 13 | 45 | 82 | 167 | 151 | 79 | 63 | 19 | 19 |
| | F | 658 | 9 | 61 | 101 | 182 | 135 | 98 | 42 | 20 | 10 |
| 150-159 | S.T | 248 | 9 | 25 | 35 | 51 | 50 | 39 | 23 | 10 | 6 |
| | M | 117 | 7 | 10 | 18 | 29 | 25 | 13 | 7 | 5 | 3 |
| | F | 131 | 2 | 15 | 17 | 22 | 25 | 26 | 16 | 5 | 3 |

구분

구분

구분

구분

구분

구분

구분

구분

구분

구분

구분

구분

구분

구분

구분

구분

구분

구분

구분

구분

구분

구분

구분

구분

구분

구분

구분

구분

구분

구분

구분

구분

구분

구분

구분

구분

구분

구분

구분

구분

구분

구분

구분

구분

구분

구분

구분

구분

구분

구분

구분

구분

구분

구분

구분

구분

구분

구분

구분

구분

구분

구분

구분

구분

구분

구분

구분

구분

구분

구분

구분

구분

구분

구분

구분

구분

구분

구분

구분

구분

구분

구분

구분

구분

구분

구분

구분

구분

구분

구분

구분

구분

구분

구분

구분

구분

구분

구분

구분

구분

구분

구분

구분

구분

구분

구분

구분

구분

구분

구분

구분

구분

구분

구분

구분

구분

구분

구분

구분

구분

구분

구분

구분

구분

구분

구분

구분

구분

구분

구분

구분

구분

구분

구분

구분

구분

구분

구분

구분

구분

구분

구분

구분

구분

구분

구분

구분

구분

구분

구분

구분

구분

구분

구분

구분

구분

구분

구분

구분

구분

구분

구분

구분

구분

구분

구분

구분

구분

구분

구분

구분

구분

구분

구분

구분

구분

구분

구분

구분

구분

구분

구분

구분

구분

구분

구분

구분

구분

구분

구분

구분

구분

구분

구분

구분

구분

구분

구분

구분

구분

구분

구분

구분

구분

구분

구분

Table VII-41

Statistics on the Distribution of Fasting Blood Glucose Based on 2nd Step Confirmative test by Province

XX a / (Unit : mg/dL, Person)

| Division | | Total | i hhX less than 100 | i hhei hq | i i hei j m | i j nei kq | i l hei nq | i nhei oq | i pheiqq | 200 200 and over |
|--------------|--------------|----------------|---------------------------|---------------|---------------|---------------|---------------|--------------|--------------|------------------------|
| Total | Total | 145,663 | 23,398 | 18,932 | 33,231 | 23,314 | 18,152 | 9,087 | 5,653 | 13,896 |
| | M | 110,797 | 17,977 | 14,488 | 24,818 | 17,392 | 13,739 | 7,022 | 4,451 | 10,910 |
| | F | 34,866 | 5,421 | 4,444 | 8,413 | 5,922 | 4,413 | 2,065 | 1,202 | 2,986 |
| Seoul | S.T | 20,715 | 2,365 | 2,386 | 5,106 | 3,714 | 2,892 | 1,406 | 788 | 2,058 |
| | M | 15,199 | 1,784 | 1,784 | 3,634 | 2,662 | 2,131 | 1,037 | 605 | 1,562 |
| | F | 5,516 | 581 | 602 | 1,472 | 1,052 | 761 | 369 | 183 | 496 |
| Busan | S.T | 13,017 | 2,168 | 1,689 | 3,033 | 1,946 | 1,614 | 777 | 527 | 1,263 |
| | M | 9,925 | 1,689 | 1,329 | 2,275 | 1,433 | 1,202 | 588 | 414 | 995 |
| | F | 3,092 | 479 | 360 | 758 | 513 | 412 | 189 | 113 | 268 |
| Daegu | S.T | 7,227 | 1,198 | 999 | 1,672 | 1,143 | 834 | 434 | 274 | 673 |
| | M | 5,260 | 864 | 723 | 1,196 | 834 | 617 | 315 | 211 | 500 |
| | F | 1,967 | 334 | 276 | 476 | 309 | 217 | 119 | 63 | 173 |
| Incheon | S.T | 8,916 | 1,227 | 1,130 | 2,058 | 1,555 | 1,149 | 547 | 381 | 869 |
| | M | 6,824 | 951 | 845 | 1,539 | 1,176 | 888 | 428 | 293 | 704 |
| | F | 2,092 | 276 | 285 | 519 | 379 | 261 | 119 | 88 | 165 |
| Gwangju | S.T | 4,046 | 704 | 509 | 1,003 | 630 | 480 | 230 | 145 | 345 |
| | M | 3,106 | 534 | 400 | 770 | 483 | 351 | 185 | 113 | 270 |
| | F | 940 | 170 | 109 | 233 | 147 | 129 | 45 | 32 | 75 |
| Daejeon | S.T | 3,762 | 570 | 478 | 937 | 613 | 483 | 223 | 138 | 320 |
| | M | 2,803 | 423 | 358 | 710 | 451 | 362 | 166 | 100 | 233 |
| | F | 959 | 147 | 120 | 227 | 162 | 121 | 57 | 38 | 87 |
| Ulsan | S.T | 7,338 | 1,528 | 987 | 1,378 | 1,065 | 910 | 476 | 300 | 694 |
| | M | 6,242 | 1,281 | 832 | 1,169 | 887 | 771 | 413 | 270 | 619 |
| | F | 1,096 | 247 | 155 | 209 | 178 | 139 | 63 | 30 | 75 |
| Sejong | S.T | 337 | 98 | 46 | 61 | 41 | 40 | 16 | 11 | 24 |
| | M | 259 | 80 | 36 | 45 | 32 | 29 | 12 | 7 | 18 |
| | F | 78 | 18 | 10 | 16 | 9 | 11 | 4 | 4 | 6 |
| Gyeonggi | S.T | 29,667 | 3,841 | 3,483 | 6,734 | 5,166 | 3,977 | 2,052 | 1,231 | 3,183 |
| | M | 22,372 | 2,926 | 2,637 | 4,987 | 3,831 | 2,989 | 1,586 | 957 | 2,459 |
| | F | 7,295 | 915 | 846 | 1,747 | 1,335 | 988 | 466 | 274 | 724 |
| Gangwon | S.T | 4,148 | 540 | 491 | 973 | 720 | 566 | 267 | 172 | 419 |
| | M | 3,130 | 403 | 377 | 742 | 519 | 422 | 210 | 132 | 325 |
| | F | 1,018 | 137 | 114 | 231 | 201 | 144 | 57 | 40 | 94 |
| Chungbuk | S.T | 4,402 | 893 | 564 | 865 | 604 | 503 | 288 | 192 | 493 |
| | M | 3,304 | 667 | 412 | 625 | 464 | 371 | 231 | 145 | 389 |
| | F | 1,098 | 226 | 152 | 240 | 140 | 132 | 57 | 47 | 104 |
| Chungnam | S.T | 5,506 | 917 | 688 | 1,216 | 897 | 653 | 378 | 220 | 537 |
| | M | 4,231 | 733 | 524 | 915 | 674 | 518 | 280 | 173 | 414 |
| | F | 1,275 | 184 | 164 | 301 | 223 | 135 | 98 | 47 | 123 |
| Jeonbuk | S.T | 5,291 | 758 | 701 | 1,163 | 831 | 707 | 352 | 224 | 555 |
| | M | 3,916 | 540 | 539 | 828 | 596 | 525 | 267 | 179 | 442 |
| | F | 1,375 | 218 | 162 | 335 | 235 | 182 | 85 | 45 | 113 |
| Jeonnam | S.T | 7,010 | 1,287 | 1,101 | 1,771 | 1,047 | 761 | 347 | 217 | 479 |
| | M | 5,240 | 943 | 838 | 1,304 | 771 | 560 | 272 | 170 | 382 |
| | F | 1,770 | 344 | 263 | 467 | 276 | 201 | 75 | 47 | 97 |
| Gyeongbuk | S.T | 9,404 | 1,782 | 1,308 | 2,125 | 1,406 | 1,072 | 522 | 350 | 839 |
| | M | 7,209 | 1,378 | 980 | 1,582 | 1,066 | 813 | 421 | 286 | 683 |
| | F | 2,195 | 404 | 328 | 543 | 340 | 259 | 101 | 64 | 156 |
| Gyeongnam | S.T | 13,453 | 3,355 | 2,195 | 2,800 | 1,663 | 1,338 | 672 | 431 | 999 |
| | M | 10,698 | 2,671 | 1,743 | 2,229 | 1,308 | 1,061 | 533 | 355 | 798 |
| | F | 2,755 | 684 | 452 | 571 | 355 | 277 | 139 | 76 | 201 |
| Jeju | S.T | 1,424 | 167 | 177 | 336 | 273 | 173 | 100 | 52 | 146 |
| | M | 1,079 | 110 | 131 | 268 | 205 | 129 | 78 | 41 | 117 |
| | F | 345 | 57 | 46 | 68 | 68 | 44 | 22 | 11 | 29 |

Note : 1) Based on Resident Registration Address

2) Examinees who do not have health check-up results are excluded, and
it is different from database of secondary diagnoses based on General
Health Screening

제 VII-42 표

§

Table VII-42

Statistics on the Distribution of Fasting Blood Glucose
Based on 2nd Step Confirmative test by Age

단위 : mg/dL, Person

| 구분 Division | | Total | 100 less than | 100 100 | 100 100 | 100 100 | 100 100 | 100 100 | 100 100 | 200 200 and over |
|----------------|-------|---------|------------------|------------|------------|------------|------------|------------|------------|------------------------|
| Total | Total | 145,663 | 23,398 | 18,932 | 33,231 | 23,314 | 18,152 | 9,087 | 5,653 | 13,896 |
| | M | 110,797 | 17,977 | 14,488 | 24,818 | 17,392 | 13,739 | 7,022 | 4,451 | 10,910 |
| | F | 34,866 | 5,421 | 4,444 | 8,413 | 5,922 | 4,413 | 2,065 | 1,202 | 2,986 |
| 19 or less | S.T | 60 | 22 | 5 | 12 | 4 | 2 | 2 | 1 | 12 |
| | M | 31 | 11 | 3 | 5 | 4 | 2 | - | 1 | 5 |
| | F | 29 | 11 | 2 | 7 | - | - | 2 | - | 7 |
| 20-29 | S.T | 747 | 386 | 112 | 79 | 44 | 32 | 18 | 16 | 60 |
| | M | 482 | 272 | 83 | 40 | 28 | 19 | 6 | 6 | 28 |
| | F | 265 | 114 | 29 | 39 | 16 | 13 | 12 | 10 | 32 |
| 30-39 | S.T | 3,316 | 1,483 | 509 | 429 | 209 | 161 | 106 | 87 | 332 |
| | M | 2,636 | 1,181 | 430 | 348 | 162 | 125 | 83 | 66 | 241 |
| | F | 680 | 302 | 79 | 81 | 47 | 36 | 23 | 21 | 91 |
| 40-49 | S.T | 8,361 | 2,766 | 1,291 | 1,350 | 737 | 572 | 393 | 266 | 986 |
| | M | 7,243 | 2,341 | 1,166 | 1,178 | 653 | 494 | 340 | 237 | 834 |
| | F | 1,118 | 425 | 125 | 172 | 84 | 78 | 53 | 29 | 152 |
| 50-59 | S.T | 12,028 | 2,855 | 1,719 | 2,254 | 1,349 | 1,210 | 653 | 497 | 1,491 |
| | M | 10,648 | 2,497 | 1,540 | 2,030 | 1,214 | 1,055 | 571 | 438 | 1,303 |
| | F | 1,380 | 358 | 179 | 224 | 135 | 155 | 82 | 59 | 188 |
| 60-69 | S.T | 15,510 | 2,554 | 1,931 | 3,160 | 2,229 | 1,914 | 1,057 | 734 | 1,931 |
| | M | 12,489 | 1,999 | 1,562 | 2,585 | 1,808 | 1,516 | 849 | 586 | 1,584 |
| | F | 3,021 | 555 | 369 | 575 | 421 | 398 | 208 | 148 | 347 |
| 70-79 | S.T | 21,608 | 3,046 | 2,659 | 4,754 | 3,353 | 2,897 | 1,541 | 957 | 2,401 |
| | M | 17,306 | 2,355 | 2,140 | 3,798 | 2,661 | 2,326 | 1,271 | 796 | 1,959 |
| | F | 4,302 | 691 | 519 | 956 | 692 | 571 | 270 | 161 | 442 |
| 80-84 | S.T | 29,980 | 3,822 | 3,637 | 6,928 | 5,235 | 4,100 | 2,058 | 1,316 | 2,884 |
| | M | 22,657 | 2,809 | 2,698 | 5,176 | 3,940 | 3,177 | 1,596 | 1,051 | 2,210 |
| | F | 7,323 | 1,013 | 939 | 1,752 | 1,295 | 923 | 462 | 265 | 674 |
| 85 and over | S.T | 21,645 | 2,720 | 2,793 | 5,445 | 3,853 | 2,881 | 1,418 | 773 | 1,762 |
| | M | 16,165 | 2,017 | 2,093 | 4,021 | 2,825 | 2,171 | 1,090 | 580 | 1,368 |
| | F | 5,480 | 703 | 700 | 1,424 | 1,028 | 710 | 328 | 193 | 394 |
| 90-94 | S.T | 16,796 | 1,894 | 2,118 | 4,482 | 3,267 | 2,294 | 1,000 | 566 | 1,175 |
| | M | 11,398 | 1,309 | 1,456 | 2,979 | 2,201 | 1,545 | 677 | 411 | 820 |
| | F | 5,398 | 585 | 662 | 1,503 | 1,066 | 749 | 323 | 155 | 355 |
| 95-99 | S.T | 4,862 | 613 | 691 | 1,283 | 934 | 627 | 272 | 131 | 311 |
| | M | 3,430 | 458 | 489 | 867 | 650 | 444 | 200 | 91 | 231 |
| | F | 1,432 | 155 | 202 | 416 | 284 | 183 | 72 | 40 | 80 |
| 100 and over | S.T | 7,494 | 839 | 986 | 2,115 | 1,499 | 1,056 | 398 | 220 | 381 |
| | M | 4,550 | 517 | 576 | 1,283 | 914 | 650 | 244 | 137 | 229 |
| | F | 2,944 | 322 | 410 | 832 | 585 | 406 | 154 | 83 | 152 |
| 105 and over | S.T | 2,216 | 265 | 311 | 654 | 396 | 281 | 126 | 61 | 122 |
| | M | 1,277 | 146 | 177 | 366 | 230 | 165 | 71 | 43 | 79 |
| | F | 939 | 119 | 134 | 288 | 166 | 116 | 55 | 18 | 43 |
| 110 and over | S.T | 866 | 98 | 149 | 238 | 173 | 102 | 38 | 27 | 41 |
| | M | 413 | 52 | 67 | 120 | 86 | 41 | 22 | 8 | 17 |
| | F | 453 | 46 | 82 | 118 | 87 | 61 | 16 | 19 | 24 |
| 115 and over | S.T | 174 | 35 | 21 | 48 | 32 | 23 | 7 | 1 | 7 |
| | M | 72 | 13 | 8 | 22 | 16 | 9 | 2 | - | 2 |
| | F | 102 | 22 | 13 | 26 | 16 | 14 | 5 | 1 | 5 |

Note : 1) Based on Age at the End of the Year

2) Examinees who do not have health check-up results are excluded, and it is different from database of secondary diagnoses based on General Health Screening

제 VII-43 표

Ü

Table VII-43

Statistics on the Distribution of Bone Density by Province

XX e' a° 3| dX a
(Unit : T-score, person)

| XXXXX Division | Total | ei fhX -1.0 or more | ei fhX Xj fmX less than -1.0, over -2.5 | ej fmX -2.5 or less |
|--------------------|----------------|------------------------|--|------------------------|
| Total | 120,316 | 50,855 | 21,653 | 47,808 |
| XXXXX Seoul | 27,045 | 11,863 | 5,178 | 10,004 |
| XXXXX Busan | 10,158 | 4,202 | 1,774 | 4,182 |
| XXXXX Daegu | 5,613 | 2,332 | 894 | 2,387 |
| XXXXX Incheon | 5,901 | 2,440 | 1,232 | 2,229 |
| XXXXX Gwangju | 3,414 | 1,393 | 653 | 1,368 |
| XXXXX Daejeon | 3,218 | 1,369 | 590 | 1,259 |
| XXXXX Ulsan | 1,795 | 810 | 378 | 607 |
| XXXXX Sejong | 212 | 81 | 42 | 89 |
| XXXXX Gyeonggi | 24,403 | 10,427 | 4,503 | 9,473 |
| XXXXX Gangwon | 4,443 | 1,790 | 721 | 1,932 |
| XXXXX Chungbuk | 3,450 | 1,386 | 711 | 1,353 |
| XXXXX Chungnam | 4,324 | 1,943 | 817 | 1,564 |
| XXXXX Jeonbuk | 5,411 | 2,227 | 886 | 2,298 |
| XXXXX Jeonnam | 5,868 | 2,355 | 862 | 2,651 |
| XXXXX Gyeongbuk | 6,403 | 2,677 | 986 | 2,740 |
| XXXXX Gyeongnam | 7,283 | 2,866 | 1,175 | 3,242 |
| XXXXX Jeju | 1,375 | 694 | 251 | 430 |

XX aX

X

X aX

X

X Xln

X

X

X

XaX

X

X

X

X

X

Note : 1) Based on Resident Registration Address

2) The bone density test is included as an item in the Life
Turning Point Health Examinations for women aged 66

3) Examinees who do not have health check-up results are excluded

Table VII-44 Statistics on the Distribution of Average Height Based on General Health Screening by Province, Age and Gender

XX@aX (Unit : cm)

| XXXXX Division | | Total | i q X 19 or less | j h | kh | l h | nh | nh | oh | 80세 80 and over |
|-------------------|--------------|---------------|---------------------|---------------|---------------|---------------|---------------|---------------|---------------|--------------------|
| Total | Total | 164.21 | 166.71 | 168.16 | 169.38 | 165.16 | 162.56 | 159.98 | 157.04 | 153.44 |
| | M | 170.31 | 173.41 | 174.07 | 173.45 | 170.88 | 168.64 | 166.34 | 164.63 | 162.44 |
| | F | 156.77 | 161.00 | 161.54 | 160.67 | 158.02 | 156.06 | 153.81 | 150.68 | 147.47 |
| XXXXXX | S.T | 164.19 | 167.29 | 167.71 | 169.04 | 165.13 | 162.32 | 160.18 | 158.06 | 154.66 |
| Seoul | M | 170.56 | 173.78 | 174.96 | 174.10 | 171.27 | 168.74 | 166.45 | 165.03 | 163.41 |
| | F | 157.44 | 161.22 | 161.99 | 161.21 | 158.32 | 156.27 | 154.19 | 151.48 | 148.48 |
| XXXXXX | S.T | 164.08 | 167.19 | 167.65 | 169.32 | 165.25 | 162.68 | 160.48 | 158.24 | 154.83 |
| Busan | M | 170.21 | 173.20 | 174.04 | 173.70 | 171.19 | 168.79 | 166.64 | 165.35 | 163.85 |
| | F | 157.03 | 160.83 | 161.46 | 160.95 | 158.36 | 156.32 | 154.23 | 151.69 | 148.81 |
| XXXXXX | S.T | 164.04 | 167.60 | 167.93 | 169.11 | 164.91 | 162.54 | 159.93 | 157.62 | 154.32 |
| Daegu | M | 170.24 | 173.45 | 174.13 | 173.47 | 170.87 | 168.63 | 166.37 | 165.11 | 163.42 |
| | F | 156.92 | 161.11 | 161.46 | 160.73 | 158.03 | 156.15 | 153.91 | 151.40 | 148.30 |
| XXXXXX | S.T | 164.50 | 167.10 | 168.31 | 169.56 | 164.90 | 162.52 | 160.16 | 157.30 | 153.59 |
| Incheon | M | 170.38 | 173.64 | 174.14 | 173.46 | 170.69 | 168.46 | 166.20 | 164.67 | 162.86 |
| | F | 156.96 | 161.58 | 161.73 | 160.64 | 157.75 | 155.87 | 153.72 | 150.94 | 147.75 |
| XXXXXX | S.T | 164.34 | 166.13 | 167.51 | 168.51 | 165.21 | 162.91 | 160.43 | 157.85 | 153.45 |
| Gwangju | M | 170.44 | 173.55 | 173.93 | 173.08 | 170.93 | 169.03 | 166.78 | 165.36 | 162.96 |
| | F | 157.26 | 160.95 | 161.31 | 160.40 | 158.30 | 156.52 | 154.33 | 151.27 | 147.89 |
| XXXXXX | S.T | 164.43 | 167.32 | 167.91 | 168.97 | 165.24 | 162.91 | 160.25 | 157.32 | 153.67 |
| Daejeon | M | 170.53 | 173.81 | 174.63 | 173.65 | 171.08 | 168.92 | 166.40 | 164.88 | 162.87 |
| | F | 157.19 | 160.82 | 161.61 | 160.70 | 158.20 | 156.24 | 153.84 | 150.86 | 147.85 |
| XXXXXX | S.T | 166.26 | 167.25 | 169.42 | 170.74 | 166.66 | 164.20 | 161.07 | 157.91 | 153.08 |
| Ulsan | M | 171.01 | 173.44 | 173.98 | 173.50 | 171.17 | 169.10 | 166.88 | 165.36 | 162.83 |
| | F | 157.43 | 161.13 | 161.49 | 160.87 | 158.28 | 156.33 | 154.22 | 151.50 | 147.90 |
| XXXXXX | S.T | 163.70 | 165.78 | 168.80 | 169.45 | 164.74 | 162.13 | 159.30 | 156.10 | 152.66 |
| Sejong | M | 169.83 | 172.52 | 173.92 | 172.91 | 170.22 | 168.34 | 165.88 | 163.81 | 162.09 |
| | F | 155.65 | 160.54 | 161.25 | 159.88 | 157.52 | 155.55 | 152.94 | 149.47 | 146.45 |
| XXXXXX | S.T | 164.67 | 166.55 | 168.20 | 169.54 | 165.15 | 162.53 | 160.00 | 157.33 | 154.02 |
| Gyeonggi | M | 170.55 | 173.50 | 173.91 | 173.46 | 170.87 | 168.53 | 166.21 | 164.68 | 162.90 |
| | F | 157.07 | 161.10 | 161.54 | 160.57 | 157.95 | 155.99 | 153.83 | 150.91 | 147.67 |
| XXXXXX | S.T | 163.29 | 167.68 | 169.48 | 169.21 | 164.63 | 161.99 | 159.14 | 156.32 | 152.70 |
| Gangwon | M | 169.62 | 173.54 | 174.55 | 173.28 | 170.40 | 168.08 | 165.73 | 163.86 | 161.98 |
| | F | 155.61 | 161.18 | 161.40 | 160.34 | 157.46 | 155.41 | 153.13 | 150.04 | 146.78 |
| XXXXXX | S.T | 163.62 | 165.94 | 168.41 | 169.06 | 164.51 | 162.06 | 159.33 | 155.86 | 152.39 |
| Chungbuk | M | 169.86 | 173.23 | 173.97 | 173.04 | 170.33 | 168.21 | 165.90 | 163.81 | 161.30 |
| | F | 156.02 | 160.94 | 161.35 | 160.17 | 157.53 | 155.51 | 153.03 | 149.50 | 146.36 |
| XXXXXX | S.T | 163.92 | 165.48 | 168.28 | 169.86 | 165.14 | 162.17 | 159.25 | 155.90 | 153.14 |
| Chungnam | M | 170.06 | 173.09 | 173.70 | 173.05 | 170.57 | 168.45 | 166.02 | 163.78 | 161.63 |
| | F | 155.82 | 160.93 | 161.22 | 160.05 | 157.65 | 155.62 | 153.06 | 149.56 | 146.72 |
| XXXXXX | S.T | 163.06 | 166.04 | 168.46 | 168.87 | 164.67 | 162.15 | 159.47 | 155.90 | 152.25 |
| Jeonbuk | M | 169.56 | 173.53 | 174.07 | 173.00 | 170.45 | 168.42 | 166.05 | 164.07 | 161.23 |
| | F | 155.66 | 160.80 | 161.27 | 160.10 | 157.78 | 155.82 | 153.32 | 149.69 | 146.36 |
| XXXXXX | S.T | 163.03 | 166.11 | 168.17 | 169.04 | 165.44 | 162.82 | 159.82 | 156.10 | 152.72 |
| Jeonnam | M | 169.57 | 173.01 | 173.82 | 172.87 | 170.77 | 168.90 | 166.70 | 164.37 | 161.86 |
| | F | 155.37 | 160.79 | 161.19 | 160.05 | 157.93 | 156.00 | 153.65 | 150.17 | 147.15 |
| XXXXXX | S.T | 163.68 | 165.87 | 168.17 | 169.76 | 165.24 | 162.53 | 159.45 | 156.21 | 152.74 |
| Gyeongbuk | M | 169.90 | 173.11 | 173.68 | 173.09 | 170.65 | 168.54 | 166.19 | 164.27 | 161.74 |
| | F | 155.82 | 160.68 | 161.17 | 160.21 | 157.85 | 155.80 | 153.33 | 150.09 | 146.86 |
| XXXXXX | S.T | 164.78 | 168.23 | 168.76 | 170.00 | 165.60 | 163.09 | 160.12 | 156.60 | 152.84 |
| Gyeongnam | M | 170.50 | 173.41 | 173.35 | 173.17 | 170.87 | 168.85 | 166.59 | 164.68 | 161.99 |
| | F | 156.68 | 160.94 | 161.34 | 160.51 | 158.19 | 156.29 | 153.91 | 150.54 | 147.40 |
| XXXXXX | S.T | 163.13 | 166.44 | 166.68 | 167.60 | 164.03 | 162.02 | 159.61 | 156.69 | 152.11 |
| Jeju | M | 169.77 | 171.79 | 173.76 | 172.79 | 170.35 | 168.41 | 166.27 | 164.37 | 161.90 |
| | F | 156.33 | 160.55 | 160.79 | 159.71 | 157.32 | 155.66 | 153.70 | 150.95 | 147.74 |

XX X X

Note : Based on Resident Registration Address and Age at the End of the Year

제 VII-45 표

Table VII-45

| | | X ₀ aX (Unit : cm) | | | | | | |
|-------|-------|-------------------------------------|--|---|---|---|---|---|
| | Total | l ₀ n (4~6 months) | q ₀ i j (9~12 months) | i p ₀ j l (18~24 months) | kh ₀ kn (30~36 months) | l j ₀ l p (42~48 months) | nl ₀ nh (54~60 months) | nn ₀ oi (66~71 months) |
| Total | 89.33 | 67.33 | 75.40 | 85.30 | 93.56 | 100.48 | 107.34 | 114.70 |
| M | 89.94 | 68.16 | 76.15 | 85.96 | 94.14 | 101.02 | 107.86 | 115.26 |
| F | 88.67 | 66.44 | | | | | | |

Table VII-46

Statistics on the Distribution of Average Weight Based on General Health Screening
by Province, Age and Gender

㎏ (Unit : kg)

| Division | | Total | 19세 이하 19 or less | j h | kh | l h | nh | nh | oh | 80세 80 and over |
|--------------|--------------|--------------|----------------------|--------------|--------------|--------------|--------------|--------------|--------------|--------------------|
| Total | Total | 64.36 | 61.51 | 64.01 | 68.30 | 65.42 | 63.73 | 62.19 | 59.12 | 53.87 |
| | M | 70.53 | 67.66 | 72.23 | 73.97 | 71.63 | 69.27 | 66.74 | 63.78 | 59.54 |
| | F | 56.83 | 56.28 | 54.81 | 56.20 | 57.67 | 57.80 | 57.78 | 55.21 | 50.10 |
| Seoul | S.T | 64.04 | 62.21 | 62.82 | 67.38 | 65.20 | 63.22 | 62.15 | 60.36 | 55.81 |
| | M | 71.01 | 68.52 | 73.26 | 74.86 | 72.29 | 69.45 | 66.94 | 64.70 | 61.44 |
| | F | 56.65 | 56.31 | 54.59 | 55.82 | 57.34 | 57.35 | 57.57 | 56.27 | 51.84 |
| Busan | S.T | 64.04 | 62.38 | 63.37 | 68.22 | 65.18 | 63.22 | 62.16 | 60.15 | 55.60 |
| | M | 70.27 | 68.02 | 72.51 | 74.58 | 71.78 | 68.78 | 66.49 | 64.33 | 61.07 |
| | F | 56.87 | 56.41 | 54.51 | 56.11 | 57.52 | 57.44 | 57.77 | 56.31 | 51.93 |
| Daegu | S.T | 63.62 | 62.73 | 63.64 | 67.59 | 64.41 | 62.82 | 61.41 | 59.26 | 54.42 |
| | M | 69.97 | 68.71 | 72.69 | 73.84 | 70.98 | 68.31 | 65.97 | 63.86 | 60.11 |
| | F | 56.32 | 56.10 | 54.19 | 55.57 | 56.85 | 57.08 | 57.14 | 55.45 | 50.65 |
| Incheon | S.T | 64.89 | 62.21 | 64.39 | 68.98 | 65.45 | 63.92 | 62.47 | 59.90 | 54.81 |
| | M | 70.85 | 69.05 | 72.66 | 74.37 | 71.57 | 69.20 | 66.58 | 64.28 | 60.39 |
| | F | 57.25 | 56.44 | 55.05 | 56.67 | 57.90 | 58.01 | 58.08 | 56.12 | 51.29 |
| Gwangju | S.T | 64.26 | 59.72 | 62.82 | 66.91 | 65.31 | 64.07 | 62.66 | 59.88 | 54.15 |
| | M | 70.57 | 66.08 | 71.65 | 73.20 | 71.59 | 69.84 | 67.19 | 64.42 | 60.11 |
| | F | 56.94 | 55.28 | 54.31 | 55.76 | 57.71 | 58.03 | 58.30 | 55.91 | 50.67 |
| Daejeon | S.T | 64.37 | 61.84 | 63.66 | 67.49 | 65.30 | 63.84 | 62.23 | 59.63 | 54.58 |
| | M | 70.68 | 67.74 | 73.10 | 73.98 | 71.68 | 69.32 | 66.53 | 64.05 | 60.05 |
| | F | 56.89 | 55.95 | 54.80 | 56.02 | 57.60 | 57.75 | 57.75 | 55.86 | 51.12 |
| Ulsan | S.T | 65.97 | 61.77 | 65.68 | 69.84 | 66.50 | 64.59 | 62.72 | 59.79 | 52.97 |
| | M | 70.74 | 67.76 | 72.16 | 73.63 | 71.21 | 68.83 | 66.55 | 64.23 | 59.03 |
| | F | 57.10 | 55.85 | 54.45 | 56.27 | 57.74 | 57.79 | 58.20 | 55.98 | 49.76 |
| Sejong | S.T | 64.32 | 59.86 | 65.03 | 68.59 | 65.62 | 64.14 | 62.17 | 58.48 | 52.96 |
| | M | 69.78 | 64.14 | 71.44 | 72.80 | 70.85 | 69.39 | 66.41 | 63.16 | 59.11 |
| | F | 57.17 | 56.54 | 55.57 | 56.95 | 58.75 | 58.59 | 58.08 | 54.46 | 48.91 |
| Gyeonggi | S.T | 64.89 | 61.45 | 64.14 | 68.69 | 65.55 | 63.84 | 62.43 | 59.96 | 55.04 |
| | M | 70.99 | 67.96 | 71.98 | 74.08 | 71.81 | 69.40 | 66.97 | 64.43 | 60.66 |
| | F | 57.02 | 56.34 | 55.01 | 56.38 | 57.68 | 57.77 | 57.92 | 56.05 | 51.02 |
| Gangwon | S.T | 64.77 | 62.01 | 66.67 | 69.27 | 65.96 | 64.46 | 62.62 | 59.39 | 54.17 |
| | M | 70.86 | 67.07 | 73.67 | 74.93 | 72.21 | 69.93 | 67.24 | 63.88 | 60.13 |
| | F | 57.40 | 56.40 | 55.49 | 56.95 | 58.17 | 58.55 | 58.41 | 55.65 | 50.36 |
| Chungbuk | S.T | 64.02 | 60.81 | 64.48 | 68.13 | 65.03 | 63.77 | 61.95 | 57.91 | 52.55 |
| | M | 69.87 | 67.89 | 71.82 | 73.24 | 70.96 | 68.99 | 66.24 | 62.53 | 57.88 |
| | F | 56.89 | 55.96 | 55.16 | 56.72 | 57.93 | 58.20 | 57.82 | 54.22 | 48.94 |
| Chungnam | S.T | 64.30 | 59.99 | 64.50 | 69.09 | 65.79 | 63.99 | 61.82 | 57.64 | 52.71 |
| | M | 70.03 | 65.78 | 71.51 | 73.15 | 71.35 | 69.44 | 66.42 | 62.29 | 58.06 |
| | F | 56.73 | 56.54 | 55.38 | 56.61 | 58.11 | 58.30 | 57.61 | 53.90 | 48.66 |
| Jeonbuk | S.T | 63.59 | 60.78 | 64.29 | 67.49 | 65.25 | 64.00 | 62.13 | 57.74 | 51.79 |
| | M | 69.67 | 66.58 | 71.68 | 72.84 | 71.39 | 69.64 | 66.75 | 62.79 | 57.38 |
| | F | 56.65 | 56.72 | 54.84 | 56.08 | 57.93 | 58.29 | 57.81 | 53.90 | 48.13 |
| Jeonnam | S.T | 63.91 | 60.66 | 64.16 | 68.06 | 66.26 | 65.04 | 62.72 | 57.80 | 52.60 |
| | M | 69.82 | 66.29 | 71.68 | 73.03 | 71.67 | 70.27 | 67.51 | 63.07 | 58.35 |
| | F | 56.98 | 56.31 | 54.84 | 56.41 | 58.63 | 59.18 | 58.42 | 54.02 | 49.10 |
| Gyeongbuk | S.T | 63.77 | 60.87 | 64.32 | 68.79 | 65.23 | 63.66 | 61.64 | 57.63 | 52.40 |
| | M | 69.60 | 67.36 | 71.74 | 73.17 | 70.84 | 68.84 | 66.22 | 62.53 | 58.07 |
| | F | 56.41 | 56.23 | 54.89 | 56.22 | 57.57 | 57.87 | 57.50 | 53.90 | 48.70 |
| Gyeongnam | S.T | 64.54 | 62.87 | 64.85 | 69.02 | 65.46 | 63.76 | 61.80 | 57.70 | 52.31 |
| | M | 70.09 | 67.59 | 71.19 | 73.26 | 70.93 | 68.76 | 66.28 | 62.79 | 58.12 |
| | F | 56.67 | 56.23 | 54.60 | 56.32 | 57.78 | 57.85 | 57.49 | 53.89 | 48.85 |
| Jeju | S.T | 64.76 | 61.44 | 63.57 | 68.00 | 66.02 | 64.80 | 63.13 | 59.66 | 54.19 |
| | M | 72.13 | 64.98 | 73.45 | 75.26 | 73.39 | 71.44 | 68.85 | 65.29 | 61.82 |
| | F | 57.21 | 57.55 | 55.34 | 56.94 | 58.19 | 58.20 | 58.04 | 55.45 | 50.77 |

XX X X

Note : Based on Resident Registration Address and
Age at the End of the Year

Table VII-47

Statistics on the Distribution of Average Weight
Based on Health Screenings for Infants by Province, Month and Gender

XX~aX (Unit : kg)

| XXXX | | Total | l ç n (4~6 months) | qç ij (9~12 months) | i pç j l (18~24 months) | khç kn (30~36 months) | lj ç l p (42~48 months) | nì ç nh (54~60 months) | nnç oi (66~71 months) |
|--------------|--------------|--------------|--------------------------|---------------------------|-------------------------------|-----------------------------|-------------------------------|------------------------------|-----------------------------|
| Division | | | | | | | | | |
| Total | Total | 13.47 | 8.10 | 9.81 | 11.91 | 14.09 | 16.19 | 18.46 | 21.23 |
| | M | 13.78 | 8.41 | 10.14 | 12.23 | 14.38 | 16.46 | 18.76 | 21.62 |
| | F | 13.15 | 7.77 | 9.47 | 11.57 | 13.79 | 15.91 | 18.15 | 20.81 |
| XXXX | S.T | 13.33 | 8.08 | 9.80 | 11.92 | 14.10 | 16.19 | 18.47 | 21.17 |
| Seoul | M | 13.63 | 8.40 | 10.13 | 12.24 | 14.40 | 16.47 | 18.78 | 21.61 |
| | F | 13.01 | 7.74 | 9.45 | 11.58 | 13.79 | 15.89 | 18.16 | 20.71 |
| XXXX | S.T | 13.57 | 8.10 | 9.84 | 11.94 | 14.09 | 16.16 | 18.45 | 21.22 |
| Busan | M | 13.87 | 8.41 | 10.17 | 12.28 | 14.38 | 16.44 | 18.76 | 21.57 |
| | F | 13.25 | 7.77 | 9.49 | 11.58 | 13.78 | 15.88 | 18.14 | 20.85 |
| XXXX | S.T | 13.12 | 8.14 | 9.84 | 11.99 | 14.13 | 16.32 | 18.63 | 21.43 |
| Daegu | M | 13.45 | 8.46 | 10.17 | 12.31 | 14.45 | 16.59 | 18.97 | 21.84 |
| | F | 12.78 | 7.80 | 9.49 | 11.65 | 13.80 | 16.02 | 18.28 | 20.99 |
| XXXX | S.T | 13.54 | 8.10 | 9.80 | 11.89 | 14.09 | 16.21 | 18.48 | 21.26 |
| Incheon | M | 13.85 | 8.40 | 10.11 | 12.20 | 14.39 | 16.50 | 18.79 | 21.70 |
| | F | 13.22 | 7.78 | 9.46 | 11.55 | 13.77 | 15.91 | 18.15 | 20.79 |
| XXXX | S.T | 13.58 | 8.12 | 9.81 | 11.92 | 14.07 | 16.25 | 18.52 | 21.37 |
| Gwangju | M | 13.88 | 8.44 | 10.14 | 12.23 | 14.35 | 16.49 | 18.85 | 21.74 |
| | F | 13.26 | 7.78 | 9.47 | 11.58 | 13.77 | 15.99 | 18.16 | 20.99 |
| XXXX | S.T | 13.46 | 8.01 | 9.71 | 11.80 | 13.99 | 16.07 | 18.35 | 21.07 |
| Daejeon | M | 13.78 | 8.30 | 10.04 | 12.11 | 14.25 | 16.36 | 18.63 | 21.52 |
| | F | 13.13 | 7.69 | 9.35 | 11.46 | 13.72 | 15.76 | 18.05 | 20.58 |
| XXXX | S.T | 13.31 | 8.11 | 9.82 | 11.94 | 14.13 | 16.30 | 18.54 | 21.48 |
| Ulsan | M | 13.62 | 8.41 | 10.15 | 12.26 | 14.42 | 16.53 | 18.84 | 21.87 |
| | F | 12.98 | 7.79 | 9.46 | 11.61 | 13.81 | 16.05 | 18.23 | 21.07 |
| XXXX | S.T | 13.57 | 8.07 | 9.74 | 11.76 | 13.98 | 16.20 | 18.25 | 21.45 |
| Sejong | M | 13.90 | 8.37 | 10.04 | 12.10 | 14.32 | 16.48 | 18.45 | 22.03 |
| | F | 13.24 | 7.72 | 9.42 | 11.49 | 13.67 | 15.89 | 18.05 | 20.82 |
| XXXX | S.T | 13.44 | 8.11 | 9.81 | 11.90 | 14.09 | 16.19 | 18.43 | 21.15 |
| Gyeonggi | M | 13.74 | 8.43 | 10.13 | 12.21 | 14.37 | 16.45 | 18.73 | 21.51 |
| | F | 13.12 | 7.78 | 9.47 | 11.56 | 13.80 | 15.91 | 18.12 | 20.76 |
| XXXX | S.T | 13.93 | 8.18 | 9.90 | 12.00 | 14.15 | 16.28 | 18.53 | 21.43 |
| Gangwon | M | 14.24 | 8.48 | 10.24 | 12.33 | 14.44 | 16.53 | 18.86 | 21.89 |
| | F | 13.59 | 7.85 | 9.53 | 11.66 | 13.85 | 16.01 | 18.19 | 20.94 |
| XXXX | S.T | 13.64 | 8.05 | 9.72 | 11.82 | 13.95 | 16.09 | 18.31 | 21.06 |
| Chungbuk | M | 13.96 | 8.36 | 10.03 | 12.11 | 14.23 | 16.36 | 18.60 | 21.47 |
| | F | 13.31 | 7.74 | 9.40 | 11.51 | 13.65 | 15.81 | 18.01 | 20.63 |
| XXXX | S.T | 13.19 | 8.06 | 9.77 | 11.82 | 13.97 | 16.08 | 18.35 | 21.10 |
| Chungnam | M | 13.46 | 8.37 | 10.07 | 12.14 | 14.25 | 16.32 | 18.68 | 21.43 |
| | F | 12.91 | 7.73 | 9.43 | 11.47 | 13.67 | 15.82 | 18.02 | 20.76 |
| XXXX | S.T | 13.67 | 8.08 | 9.83 | 11.94 | 14.09 | 16.21 | 18.54 | 21.26 |
| Jeonbuk | M | 13.95 | 8.40 | 10.12 | 12.24 | 14.37 | 16.43 | 18.76 | 21.65 |
| | F | 13.37 | 7.74 | 9.52 | 11.62 | 13.79 | 15.97 | 18.31 | 20.84 |
| XXXX | S.T | 14.00 | 8.13 | 9.88 | 11.97 | 14.13 | 16.19 | 18.50 | 21.37 |
| Jeonnam | M | 14.35 | 8.45 | 10.19 | 12.27 | 14.42 | 16.47 | 18.79 | 21.78 |
| | F | 13.63 | 7.82 | 9.56 | 11.66 | 13.82 | 15.89 | 18.20 | 20.93 |
| XXXX | S.T | 13.38 | 8.09 | 9.84 | 11.94 | 14.14 | 16.20 | 18.56 | 21.38 |
| Gyeongbuk | M | 13.70 | 8.43 | 10.16 | 12.24 | 14.43 | 16.48 | 18.86 | 21.82 |
| | F | 13.04 | 7.74 | 9.49 | 11.61 | 13.84 | 15.91 | 18.23 | 20.91 |
| XXXX | S.T | 13.53 | 8.12 | 9.83 | 11.92 | 14.09 | 16.19 | 18.44 | 21.31 |
| Gyeongnam | M | 13.82 | 8.42 | 10.16 | 12.24 | 14.38 | 16.45 | 18.74 | 21.70 |
| | F | 13.22 | 7.79 | 9.48 | 11.56 | 13.79 | 15.90 | 18.13 | 20.90 |
| XXXX | S.T | 14.26 | 8.19 | 9.94 | 12.07 | 14.22 | 16.26 | 18.64 | 21.45 |
| Jeju | M | 14.49 | 8.50 | 10.23 | 12.35 | 14.51 | 16.52 | 18.89 | 21.64 |
| | F | 14.01 | 7.86 | 9.64 | 11.77 | 13.93 | 16.00 | 18.38 | 21.26 |

XX


X

Note : Based on Resident Registration Address

부록



부 록



Statistics on Payment of Health Screening Costs

| Division | | | Total | General hospital | Hospital |
|--|--|---------------|-------------|------------------|-------------|
| Total | | | 967,215,653 | 280,960,060 | 189,865,666 |
| General Health Screening | Total | | 390,914,558 | 122,591,543 | 77,502,880 |
| | i 1st screening test | | 384,825,851 | 120,392,819 | 76,468,781 |
| | j 2nd confirmative test | | 6,088,708 | 2,198,724 | 1,034,099 |
| XX XX Cancer Screening | Total | | 461,802,738 | 131,826,949 | 98,219,461 |
| | XXXX Stomach Cancer | | 276,659,186 | 75,905,107 | 56,278,330 |
| | XX XX Colorectal Cancer | | 32,289,477 | 10,337,758 | 7,515,352 |
| | XXXX Liver Cancer | | 96,196,300 | 28,679,266 | 22,722,674 |
| | XX XX Breast Cancer | | 22,066,429 | 6,752,562 | 3,930,027 |
| | XX XX Cervical Cancer | | 34,591,347 | 10,152,254 | 7,773,077 |
| Life Turning Point Health Examinations | Total | | 40,990,794 | 12,955,705 | 7,948,890 |
| | l h Age 40 | i 1st | 24,196,827 | 7,688,810 | 4,955,634 |
| | | j 2nd | 2,946,987 | 1,079,594 | 455,122 |
| | nn Age 66 | i 1st | 11,996,035 | 3,589,138 | 2,272,427 |
| | | j 2nd | 1,850,946 | 598,164 | 265,708 |
| X Health Screenings for Infants | | | 41,266,408 | 2,262,881 | 4,984,982 |
| Dental Screening | Total | | 32,241,154 | 11,322,982 | 1,209,453 |
| | General Health Screening | | 26,667,591 | 10,243,397 | 1,098,867 |
| | Life Turning Point Health Examinations | l h Age 40 | 1,522,370 | 598,953 | 69,743 |
| | | nn Age 66 | 435,299 | 193,457 | 14,072 |
| | Health Screenings for Infants | | 3,615,894 | 287,175 | 26,771 |

XXX aX hi j X
 j aX hi j fi Z j hi kfkki X X
 kaX X X X X X X X X X X X

by the Type of Health Screening Facilities

XX X a
(Unit : 1,000 won)

| Clinic | Health institution | Dental hospital | Dental clinic | X a Oriental institution |
|--------------------|--------------------|------------------|-------------------|-----------------------------|
| 476,472,560 | 3,322,160 | 1,216,766 | 14,655,551 | 722,889 |
| 188,209,879 | 2,294,898 | 19,591 | - | 295,767 |
| 185,381,539 | 2,269,030 | 19,591 | - | 294,092 |
| 2,828,340 | 25,869 | - | - | 1,675 |
| 231,126,560 | 205,859 | 28,550 | - | 395,359 |
| 144,057,956 | 109,504 | 17,094 | - | 291,194 |
| 14,407,206 | 18,716 | 720 | - | 9,724 |
| 44,663,367 | 36,810 | 6,536 | - | 87,647 |
| 11,365,723 | 11,654 | 1,536 | - | 4,927 |
| 16,632,308 | 29,176 | 2,663 | - | 1,867 |
| 19,950,138 | 109,751 | 2,476 | - | 23,834 |
| 11,486,487 | 53,546 | 1,363 | - | 10,987 |
| 1,409,420 | 2,562 | - | - | 289 |
| 6,070,981 | 50,292 | 1,114 | - | 12,083 |
| 983,249 | 3,351 | - | - | 475 |

Statistics on Health Screening Facilities by Province

XX a
(Unit : Each)

| Division | Total | General hospital | Hospital | Clinic | Health institution | Dental hospital | Dental clinic |
|--------------------|---------------|------------------|--------------|--------------|--------------------|-----------------|---------------|
| Total | 17,302 | 315 | 1,072 | 7,026 | 163 | 137 | 8,589 |
| XXXXX Seoul | 4,217 | 54 | 129 | 1,595 | 21 | 37 | 2,381 |
| XXXXX Busan | 1,132 | 27 | 101 | 438 | 10 | 6 | 550 |
| XXXXX Daegu | 857 | 12 | 83 | 465 | 3 | 11 | 283 |
| XXXXX Incheon | 978 | 15 | 36 | 406 | 11 | 3 | 507 |
| XXXXX Gwangju | 529 | 21 | 44 | 189 | – | 7 | 268 |
| XXXXX Daejeon | 586 | 8 | 31 | 271 | – | 5 | 271 |
| XXXXX Ulsan | 319 | 4 | 35 | 121 | – | 4 | 155 |
| XXXXX Sejong | 28 | – | 1 | 15 | – | – | 12 |
| XXXXX Gyeonggi | 4,400 | 54 | 199 | 1,712 | 6 | 29 | 2,400 |
| XXXXX Gangwon | 411 | 15 | 39 | 180 | 11 | 2 | 164 |
| XXXXX Chungbuk | 436 | 11 | 29 | 200 | 7 | 1 | 188 |
| XXXXX Chungnam | 533 | 12 | 40 | 273 | 11 | 8 | 189 |
| XXXXX Jeonbuk | 561 | 12 | 65 | 243 | 5 | 2 | 234 |
| XXXXX Jeonnam | 425 | 22 | 64 | 135 | 29 | 4 | 171 |
| XXXXX Gyeongbuk | 734 | 18 | 61 | 372 | 22 | 5 | 256 |
| XXXXX Gyeongnam | 1,000 | 24 | 111 | 356 | 22 | 13 | 474 |
| XXXXX Jeju | 156 | 6 | 4 | 55 | 5 | – | 86 |

XX hi j X X X X X X

Note: Number of health screening facilities registered as of the end of 2012

Statistics on Health Screening Facilities by the type of Health Screening

XX a
(Unit : Each)

| Division | Total | General Health Screening | ☒ ☒ (Cancer Screening) | | | | | | Health Screenings for Infants | Dental Screening |
|---------------|--------|--------------------------|------------------------|--------------------|-----------------------|------------------|-------------------|---------------------|-------------------------------|------------------|
| | | | S.T | ☒☒☒ Stomach Cancer | ☒ ☒ Colorectal Cancer | ☒☒☒ Liver Cancer | ☒ ☒ Breast Cancer | ☒ ☒ Cervical Cancer | | |
| Total | 17,302 | 4,963 | 5,498 | 4,231 | 3,136 | 4,158 | 2,277 | 3,152 | 3,561 | 9,177 |
| ☒☒☒ Seoul | 4,217 | 975 | 1,139 | 833 | 600 | 826 | 461 | 709 | 748 | 2,495 |
| ☒☒☒ Busan | 1,132 | 347 | 368 | 301 | 251 | 296 | 212 | 242 | 247 | 592 |
| ☒☒☒ Daegu | 857 | 373 | 405 | 335 | 209 | 323 | 129 | 184 | 184 | 311 |
| ☒☒☒ Incheon | 978 | 271 | 300 | 238 | 177 | 232 | 129 | 182 | 212 | 536 |
| ☒☒☒ Gwangju | 529 | 135 | 170 | 125 | 99 | 125 | 81 | 110 | 116 | 288 |
| ☒☒☒ Daejeon | 586 | 191 | 197 | 138 | 86 | 136 | 74 | 106 | 130 | 288 |
| ☒☒☒ Ulsan | 319 | 78 | 98 | 68 | 56 | 65 | 41 | 56 | 72 | 165 |
| ☒☒☒ Sejong | 28 | 10 | 10 | 8 | 6 | 8 | 2 | 3 | 6 | 12 |
| ☒☒☒ Gyeonggi | 4,400 | 1,054 | 1,190 | 938 | 712 | 926 | 497 | 693 | 928 | 2,485 |
| ☒☒☒ Gangwon | 411 | 162 | 168 | 133 | 93 | 132 | 67 | 96 | 90 | 188 |
| ☒☒☒ Chungbuk | 436 | 148 | 167 | 122 | 88 | 119 | 67 | 94 | 87 | 207 |
| ☒☒☒ Chungnam | 533 | 222 | 226 | 174 | 123 | 169 | 84 | 107 | 109 | 219 |
| ☒☒☒ Jeonbuk | 561 | 210 | 233 | 175 | 132 | 171 | 85 | 108 | 93 | 251 |
| ☒☒☒ Jeonnam | 425 | 157 | 167 | 140 | 125 | 142 | 95 | 105 | 117 | 224 |
| ☒☒☒ Gyeongbuk | 734 | 305 | 306 | 236 | 157 | 228 | 100 | 160 | 169 | 298 |
| ☒☒☒ Gyeongnam | 1,000 | 287 | 319 | 238 | 202 | 231 | 140 | 178 | 214 | 523 |
| ☒☒☒ Jeju | 156 | 38 | 35 | 29 | 20 | 29 | 13 | 19 | 39 | 95 |

[illegible]

Note: Number of health screening facilities registered as of the end of 2012

/A756fi

Tobacco Consumption (OECD)

Unit : % of population 15+ who are daily smokers

| Division | 2000 | 2001 | 2002 | 2003 | 2004 | 2005 | 2006 | 2007 | 2008 | 2009 | 2010 | 2011 |
|----------------|------|------|------|------|------|------|------|------|------|------|------|------|
| Australia | - | 19.8 | - | - | 17.4 | - | - | 16.6 | - | - | 15.1 | - |
| Austria | - | - | - | - | - | - | 23.2 | - | - | - | - | - |
| Belgium | - | 24.1 | - | - | 23.7 | - | - | - | 20.5 | - | - | - |
| Canada | - | 22.4 | - | 18.7 | - | 17.3 | - | 18.2 | 17.5 | 16.2 | 16.3 | 15.7 |
| Chile | - | - | - | 33.0 | - | - | - | - | - | 29.8 | - | - |
| Czech Republic | - | - | 24.1 | - | - | - | - | - | 24.6 | - | - | - |
| Denmark | 30.5 | 29.5 | 28.0 | 28.0 | 26.0 | 26.0 | 25.0 | 24.0 | 23.0 | 19.0 | 20.0 | - |
| Estonia | 30.3 | - | 28.3 | - | 32.8 | - | 27.8 | - | 26.2 | - | 26.2 | - |
| Finland | 23.4 | 23.8 | 23.4 | 22.2 | 23.0 | 21.8 | 21.4 | 20.6 | 20.4 | 18.6 | 19.0 | 17.8 |
| France | 27.0 | 27.0 | 26.0 | - | 23.4 | - | 25.9 | - | 26.2 | - | 23.3 | - |
| Germany | - | - | - | 24.3 | - | 23.2 | - | - | - | 21.9 | - | - |
| Greece | 35.0 | - | - | - | 38.6 | - | 40.0 | - | 39.7 | 31.9 | - | - |
| Hungary | 30.2 | - | - | 30.4 | - | - | - | - | - | 26.5 | - | - |
| Iceland | 22.4 | 22.9 | 21.1 | 21.9 | 19.8 | 19.2 | 18.8 | 19.0 | 17.6 | 15.4 | 14.2 | 14.3 |
| Ireland | - | - | 27.0 | - | - | - | - | 29.0 | - | - | - | - |
| Israel | 24.1 | - | 21.9 | - | 21.6 | - | 19.5 | - | 18.7 | 20.3 | 18.5 | - |
| Italy | 24.4 | 24.1 | 24.0 | 24.2 | - | 22.3 | 23.0 | 22.4 | 22.4 | 23.3 | 23.1 | 22.5 |
| Japan | 27.0 | 24.4 | 24.0 | 27.7 | 26.4 | 24.2 | 23.8 | 24.1 | 21.8 | 23.4 | 19.5 | 20.1 |
| Korea | - | 26.1 | - | - | - | 25.9 | - | 24.0 | 26.3 | 25.6 | 22.9 | 23.2 |
| Luxembourg | - | 26.0 | 26.0 | 28.0 | 27.0 | 23.0 | 21.0 | 21.0 | 20.0 | 19.0 | 18.0 | 17.0 |
| Mexico | 22.3 | - | - | - | - | - | 19.0 | - | - | - | - | - |
| Netherlands | 32.0 | 28.8 | 27.6 | 26.7 | 25.4 | 25.2 | 25.2 | 23.1 | 23.3 | 22.6 | 20.9 | 20.8 |
| New Zealand | 25.0 | 25.0 | 25.0 | 23.0 | 22.0 | 22.5 | 20.7 | 18.1 | - | - | - | - |
| Norway | 32.0 | 30.0 | 29.0 | 26.0 | 26.0 | 25.0 | 24.0 | 22.0 | 21.0 | 21.0 | 19.0 | 17.0 |
| Poland | - | 27.6 | - | - | 26.3 | - | - | - | - | 23.8 | - | - |
| Portugal | - | - | - | - | - | - | 18.6 | - | - | - | - | - |
| Slovakia | - | - | - | 22.1 | - | - | - | - | - | 19.5 | - | - |
| Slovenia | - | - | - | - | - | - | - | 18.9 | - | - | - | - |
| Spain | - | 31.7 | - | 28.1 | - | - | 26.4 | - | - | 26.2 | - | 23.9 |
| Sweden | 18.9 | 18.9 | 17.5 | 17.2 | 15.9 | 15.7 | 15.2 | 13.8 | 14.6 | 14.0 | 13.6 | 13.1 |
| Switzerland | - | - | 26.8 | - | - | - | - | 20.4 | - | - | - | - |
| Turkey | - | - | - | 32.1 | - | - | 33.4 | - | 27.4 | - | 25.4 | - |
| United Kingdom | 27.0 | 27.0 | 26.0 | 26.0 | 25.0 | 24.0 | 22.0 | 21.0 | 22.0 | 21.5 | 19.6 | - |
| United States | 19.1 | 18.7 | 18.4 | 17.5 | 17.0 | 16.9 | 16.7 | 15.4 | 16.5 | 16.1 | 15.1 | 14.8 |

Note : 1) The total smoking rate refers to the amount of cigarettes smoked per day (amount of consumption) among smokers aged 15 or older
2) Source : OECD Health Data, 2013

/A756fi

Alcohol Consumption (OECD)

X m X X X a

Unit : Liters per capita (age 15+)

| Division | 2000 | 2001 | 2002 | 2003 | 2004 | 2005 | 2006 | 2007 | 2008 | 2009 | 2010 | 2011 |
|----------------|------|------|------|------|------|------|------|------|------|------|------|------|
| Australia | 10.2 | 9.9 | 10.4 | 10.2 | 10.3 | 10.3 | 10.6 | 10.6 | 10.4 | 10.3 | 10.0 | - |
| Austria | 13.7 | 12.8 | 12.8 | 12.7 | 12.5 | 12.6 | 12.9 | 12.9 | 12.4 | 12.2 | - | - |
| Belgium | 10.3 | 10.3 | 9.9 | 9.9 | 9.8 | 9.7 | 9.7 | 11.2 | 10.8 | - | - | - |
| Canada | 7.6 | 7.6 | 7.7 | 7.7 | 7.8 | 7.8 | 8.0 | 8.1 | 8.2 | 8.2 | 8 | 8 |
| Chile | 6.5 | 6.6 | 5.7 | 6.9 | 7.2 | 7.2 | - | - | - | 8.6 | - | - |
| Czech Republic | 11.8 | 11.8 | 11.9 | 12.1 | 11.5 | 12.0 | 11.9 | 12.1 | 12.1 | 12.1 | 11.4 | 11.5 |
| Denmark | 13.1 | 13.1 | 13.1 | 13.0 | 12.8 | 12.7 | 12.2 | 12.1 | 10.9 | 10.1 | 10.3 | 10.6 |
| Estonia | - | - | 12.0 | 12.0 | 12.7 | 13.1 | 13.4 | 14.8 | 14.2 | 11.9 | 11.4 | 12.0 |
| Finland | 8.6 | 9.0 | 9.2 | 9.3 | 9.9 | 10.0 | 10.1 | 10.5 | 10.3 | 10.0 | 9.7 | 9.8 |
| France | 14.0 | 14.2 | 13.9 | 13.4 | 13.0 | 12.7 | 12.9 | 12.7 | 12.3 | 12.3 | 12.0 | 12.6 |
| Germany | 12.9 | 12.5 | 12.3 | 11.9 | 11.8 | 12.2 | 12.4 | 12.1 | 12.0 | 11.7 | - | - |
| Greece | 8.5 | 8.6 | 8.1 | 8.7 | 8.9 | 9.2 | 8.8 | 9.0 | 9.3 | 8.2 | - | - |
| Hungary | 12.0 | 13.2 | 13.3 | 13.2 | 13.2 | 13.0 | 13.2 | 12.6 | 11.8 | 11.5 | 10.8 | - |
| Iceland | 6.1 | 6.3 | 6.5 | 6.5 | 6.7 | 7.1 | 7.2 | 7.5 | 7.3 | - | - | - |
| Ireland | 14.2 | 14.5 | 14.3 | 13.5 | 13.6 | 13.4 | 13.4 | 13.2 | 12.2 | 11.0 | 11.6 | 11.6 |
| Israel | 2.7 | 2.6 | 2.5 | 2.3 | 2.2 | 2.4 | 2.3 | 2.4 | - | - | - | - |
| Italy | 9.3 | 9.1 | 8.6 | 8.6 | 8.3 | 8.0 | 7.8 | 7.8 | 7.4 | 6.9 | - | - |
| Japan | 8.6 | 8.6 | 8.4 | 8.4 | 8.2 | 8.5 | 7.9 | 7.7 | 7.5 | 7.4 | 7.3 | 7.3 |
| Korea | 8.9 | 8.5 | 9.2 | 9.3 | 9.3 | 9.0 | 9.2 | 9.3 | 9.5 | 8.9 | 9.0 | 8.9 |
| Luxembourg | 17.9 | 16.7 | 17.0 | 17.4 | 17.7 | 17.7 | 16.3 | 16.2 | 16.5 | 15.3 | - | - |
| Mexico | 4.9 | 5.0 | 4.8 | 4.9 | 4.9 | 5.0 | 5.2 | 5.3 | 5.9 | - | - | 5.1 |
| Netherlands | 10.1 | 10.0 | 9.8 | 9.7 | 9.6 | 9.6 | 9.6 | 9.6 | 9.7 | 9.4 | - | - |
| New Zealand | 8.9 | 8.8 | 9.1 | 8.9 | 9.1 | 9.3 | 9.3 | 9.2 | 9.5 | 9.3 | 9.6 | 9.5 |
| Norway | 5.7 | 5.5 | 5.9 | 6.0 | 6.2 | 6.4 | 6.5 | 6.6 | 6.8 | 6.7 | 6.6 | 6.6 |
| Poland | 8.4 | 7.8 | 8.1 | 9.1 | 9.2 | 9.1 | 9.9 | 10.3 | 10.8 | 10.2 | 10.0 | 10.4 |
| Portugal | 12.3 | 12.2 | 12.0 | 12.9 | 12.3 | 12.2 | 11.9 | 11.4 | - | - | - | - |
| Slovakia | 11.0 | 10.8 | 10.8 | 9.9 | 10.1 | 11.0 | 10.6 | 10.7 | 11.2 | 10.7 | 9.7 | 9.9 |
| Slovenia | 11.2 | 13.0 | 11.6 | 11.2 | 13.5 | 10.3 | 12.2 | 11.0 | 11.0 | 10.5 | 10.3 | 10.6 |
| Spain | 11.1 | 11.1 | 9.9 | 10.2 | 10.4 | 10.0 | 10.0 | 12.2 | 12.0 | 11.4 | - | - |
| Sweden | 6.2 | 6.5 | 6.9 | 6.9 | 6.5 | 6.6 | 6.9 | 6.9 | 7.0 | 7.3 | 7.3 | 7.4 |
| Switzerland | 11.2 | 11.1 | 10.8 | 10.8 | 10.7 | 10.1 | 10.2 | 10.4 | 10.2 | 10.1 | 10.0 | 10.0 |
| Turkey | 1.5 | 1.4 | 1.4 | 1.5 | 1.4 | 1.3 | 1.2 | 1.3 | 1.5 | 1.5 | 1.5 | 1.5 |
| United Kingdom | 10.4 | 10.7 | 11.1 | 11.3 | 11.6 | 11.4 | 11.0 | 11.2 | 10.8 | 10.2 | 10.2 | 10.0 |
| United States | 8.2 | 8.3 | 8.3 | 8.3 | 8.4 | 8.4 | 8.6 | 8.7 | 8.8 | 8.7 | 8.6 | - |

X m X X X X X X
X X
j aX X% { | X | c-pX c-pX hi k

Note : 1) This value refers to the liters of alcohol consumed annually per person in the population of individuals aged 15 or older
2) Source : OECD Health Data, 2013

/A756fi

Obese population, Measured (OECD)

Unit : % of total population)

| Division | 2000 | 2001 | 2002 | 2003 | 2004 | 2005 | 2006 | 2007 | 2008 | 2009 | 2010 | 2011 |
|----------------|------|------|------|------|------|------|------|------|------|------|------|------|
| Australia | - | - | - | - | - | - | - | 24.6 | - | - | - | 28.3 |
| Canada | - | - | - | - | 22.4 | 23.7 | - | - | 24.2 | - | 25 | - |
| Czech Republic | - | - | - | 24.5 | - | - | - | - | - | 25.1 | - | - |
| Czech Republic | 14.0 | - | - | - | - | 17.0 | - | - | 22.0 | - | 21.0 | - |
| Finland | - | - | - | - | - | - | - | 20.2 | - | - | - | - |
| Hungary | - | - | - | - | - | - | - | - | - | 28.5 | - | - |
| Ireland | - | - | - | - | - | - | - | 23.0 | - | - | - | - |
| Japan | 2.9 | 3.2 | 3.6 | 3.2 | 3.0 | 3.9 | 3.4 | 3.3 | 3.4 | 3.9 | 3.5 | 4.1 |
| Korea | - | 3.2 | - | - | - | 3.5 | - | 3.9 | 3.7 | 3.8 | 4.1 | 4.3 |
| Luxembourg | 16.3 | 17.9 | 17.3 | 18.4 | 18.2 | 18.6 | 20.4 | 20.0 | 20.3 | 22.1 | 22.5 | 23.5 |
| Mexico | 24.2 | - | - | - | - | 30.2 | 30.0 | - | - | - | - | - |
| New Zealand | - | - | - | 25.0 | - | - | - | 26.5 | - | 27.8 | - | - |
| Slovakia | - | - | - | - | 16.5 | 17.6 | - | - | 16.9 | - | - | - |
| United Kingdom | 21.0 | 22.0 | 23.0 | 23.0 | 23.0 | 23.0 | 24.0 | 24.0 | 24.5 | 23.0 | 26.1 | 24.8 |
| United States | 30.7 | - | 31.2 | - | 33.0 | - | 35.4 | - | 34.5 | - | 36.5 | - |

/A756fi

Overweight or Obese population, Measured (OECD)

Unit : % of total population)

| Division | 2000 | 2001 | 2002 | 2003 | 2004 | 2005 | 2006 | 2007 | 2008 | 2009 | 2010 | 2011 |
|----------------|------|------|------|------|------|------|------|------|------|------|------|------|
| Australia | - | - | - | - | - | - | - | 61.2 | - | - | - | 63.4 |
| Canada | - | - | - | - | 56.8 | 57.7 | - | - | 60.0 | - | 59 | - |
| Czech Republic | - | - | - | 62.3 | - | - | - | - | - | 64.5 | - | - |
| Czech Republic | 45.0 | - | - | - | - | 52.0 | - | - | 56.0 | - | 55.0 | - |
| Finland | - | - | - | - | - | - | - | 59.2 | - | - | - | - |
| Hungary | - | - | - | - | - | - | - | - | - | 61.6 | - | - |
| Ireland | - | - | - | - | - | - | - | 61.0 | - | - | - | - |
| Japan | 23.8 | 24.4 | 25.7 | 24.7 | 24.0 | 24.9 | 25.1 | 24.8 | 24.2 | 25.1 | 25.3 | 25.5 |
| Korea | - | 29.4 | - | - | - | 30.5 | - | 31.0 | 30.1 | 30.5 | 30.2 | 30.7 |
| Luxembourg | 50.1 | 51.8 | 51.6 | 52.8 | 52.8 | 53.3 | 54.6 | 54.8 | 54.7 | 58.7 | 59.1 | 60.2 |
| Mexico | 62.3 | - | - | - | - | 69.3 | 69.5 | 65.6 | 65.1 | - | - | - |
| New Zealand | - | - | - | 60.5 | - | - | - | 62.6 | - | 64.7 | - | - |
| Slovakia | - | - | - | - | 50.1 | 51.6 | - | - | 51.5 | - | - | - |
| United Kingdom | 60.0 | 62.0 | 61.0 | 61.0 | 62.0 | 60.0 | 62.0 | 60.7 | 61.4 | 61.3 | 62.8 | 61.7 |
| United States | 64.3 | - | 65.7 | - | 66.6 | - | 67.7 | - | 68.3 | - | 69.4 | - |

Note : 1) The obesity rate indicates the estimated percentage of individuals with a BMI of 30 or higher based on the WHO classification criterion (overweight or obese population rate : BMI 25)

2) Source : OECD Health Data, 2013

통계청 승인 제 35007호
ISSN 2234-666X

2012 건강검진통계연보

2012 National Health Screening Statistical Yearbook

발행일 : 2013년 12월

발행인 : 김 종 대

발행처 : 국민건강보험공단

(우) 121-749 서울특별시 마포구 독막로 311 (염리동 168-9)

XXXXXX인쇄 : 삼영문화사

<비매품>

